



2011 SAMFORD BULLDOGS FOOTBALL



Game 11
Samford (6-4, 4-4 SoCon)
at Auburn (6-4, 4-3 SEC)
 Jordan-Hare Stadium (87,451), Auburn, Ala.
 Saturday, Nov. 19, 2011, 12 p.m.



The Series With The Tigers

Overall: Auburn leads, 25-0-1
In Birmingham: Auburn leads, 8-0-1
In Auburn: Auburn leads, 11-0
In Montgomery: Auburn leads, 6-0
First Meeting: Oct. 17, 1903, 58-0, Auburn win in Auburn
Last Meeting: Sept. 11, 1993, 35-7, Auburn in Auburn

The Head Coaches

Samford: Pat Sullivan (Auburn, '72)
Samford Record: 25-29 (5th year)
Overall Record: 49-71-1 (11th year)

Auburn: Gene Chizik (Florida, '85)
Auburn Record: 28-9 (3rd year)
Overall Record: 33-28 (5th year)

Broadcast Information

Radio: WVSU-FM 91.1
Internet: www.samford.edu/wvsu (audio only)
Television: Pay-Per-View

Samford Sports Information Office

Director (FB Contact): Joey Mullins:
Office Phone: (205) 726-2799
Cell Phone: (205) 532-3477
E-mail: jmmulli1@samford.edu
Director: Zac Schrieber
Office Phone: (205) 726-2802
E-mail: zdschrie@samford.edu
Intern: Nathan Sheehan
Office Phone: (205) 726-4005
E-mail: nsheehan@samford.edu
Website: www.samfordsports.com

About This Week's Game

Samford will wrap up the 2011 season with a game at defending BCS National Champion Auburn Saturday at 12 p.m. at Jordan-Hare Stadium.

Samford enters the game with a record of 6-4 overall and 4-4 in Southern Conference play. The Bulldogs earned a 19-14 win at The Citadel last week in the team's final conference game of the season.

Auburn is currently 6-4 overall and 4-3 in the Southeastern Conference. The Tigers are coming off a 45-7 loss at Georgia on Saturday.

Series Notes: Samford vs. Auburn

Samford and Auburn are meeting for the 27th time in football, with Auburn holding a 25-0-1 lead in the series . . . the first 24 meetings came when Samford was known as Howard College . . . the two most recent meetings came in 1992 and 1993 . . . on Oct. 29, 1927, the teams played to a 9-9 tie at Birmingham's Rickwood Field in the lone game in the series not won by Auburn . . . there are several Auburn connections on the Samford coaching staff, including head coach Pat Sullivan, who was Auburn's starting quarterback from 1969-71, winning the 1971 Heisman Trophy.

Samford On The Road

Samford has five road games on the 2011 schedule, and the Bulldogs are currently 2-2 in those games with wins at Furman and The Citadel, and losses at Wofford and Appalachian State.

Last season, Samford posted a record of 3-3 in road games. In four-plus seasons under head coach Pat Sullivan, Samford is 10-15 in road games.

2011 Samford Schedule/Results

Sept. 3	No. 3 Ga. Southern*	L, 17-31
Sept. 10	Stillman	W, 48-6
Sept. 24	at No. 8 Wofford*	L, 23-38
Oct. 1	Gardner-Webb	W, 41-14
Oct. 8	at Furman*	W, 26-21
Oct. 15	Elon*	W, 43-31
Oct. 22	at No. 6 App. St.*	L, 17-35
Oct. 29	Western Carolina*	W, 52-24
Nov. 5	Chattanooga*	L, 9-24
Nov. 12	at The Citadel*	W, 19-14
Nov. 19	at Auburn	12 p.m.

*-Southern Conference Game
 All times are Central

2011 Auburn Schedule/Results

Sept. 3	Utah State	W, 42-38
Sept. 10	Miss. State*	W, 41-34
Sept. 17	at Clemson	L, 24-38
Sept. 24	Fla. Atlantic	W, 30-14
Oct. 1	at So. Carolina*	W, 16-13
Oct. 8	at Arkansas*	L, 14-38
Oct. 15	Florida*	W, 17-6
Oct. 22	at LSU*	L, 10-45
Oct. 29	Ole Miss*	W, 41-23
Nov. 12	at Georgia*	L, 7-45
Nov. 19	SAMFORD	12 p.m.
Nov. 26	Alabama*	2:30 p.m.

*-Southeastern Conference Game
 All times are Central

2011 SAMFORD FOOTBALL

Samford Football On The Air

All 11 games on the 2011 Samford football schedule will be broadcast on the Samford Radio Network. The flagship station of the network is WVSU-FM 91.1.

Mike Grace is in his fifth year as the play-by-play announcer, and **Jay Roberson** will be providing color commentary for the fifth season in a row. A list of affiliates is below:

Football Radio Network Affiliates:

WVSU-FM 91.1, Birmingham
WENN-FM 102.1, Birmingham
WVRV-FM 101.5, Montgomery
WVRV-FM 97.5, Troy
WHMA-FM 95.5/AM 1390, Anniston
WFXO-FM 105.9, Gadsden
WTXO-FM 98.3, Sylacauga

Live Streaming

All of Samford's home games will be livestreamed on the Bulldog Big Screen on Samford's official website, www.samfordsports.com. Access to Southern Conference road games can be found at www.soconsports.com.

The Bulldogs On The SoCon TV Package

Samford has one game on the Southern Conference's television package, which can be seen in Birmingham on WABM-TV. The Bulldogs' game at The Citadel on Nov. 12, will be televised as part of the package. The game is scheduled for a 2 p.m. (CT) start.

2011 SoCon Preseason Coaches Poll

Team (1st-place votes)	Points
1. Appalachian State (5)	60
2. Georgia Southern (3)	59
3. Wofford	49
4. Chattanooga (1)	45
5. Elon	33
6. Furman	30
7. SAMFORD	25
8. The Citadel	13
9. Western Carolina	10

2011 SoCon Preseason Media Poll

Team (1st-place votes)	Points
1. Georgia Southern (15)	254
2. Appalachian State (13)	249
3. Wofford (2)	215
4. Chattanooga	180
5. Furman	143
6. Elon	116
7. SAMFORD	92
8. Western Carolina	56
9. The Citadel	45

Samford Against In-State Teams

Samford has an all-time record of 83-114-17 against college teams from the state of Alabama, including an 0-25-1 record against Saturday's opponent, Auburn.

Samford has played the following in-state teams: Alabama (0-20-1), Alabama Presbyterian (5-0), Alabama State (0-1-1), UAB (1-0), Athens State (1-1), Auburn (0-25-1), Birmingham-Southern (16-10-6), Faulkner (1-0), Jacksonville State (21-22-2), Miles (3-0), North Alabama (5-6-2), Southern of Greensboro (2-1-1), Spring Hill (10-8-2), Stillman (1-0), Troy (9-14) and North Alabama (9-6-1).

Saturday's game is the second of two games against in-state opponents on Samford's 2011 schedule. The Bulldogs defeated Stillman, 48-6, earlier this season.

Samford Against SEC Teams

Samford has an all-time record of 2-71-3 against the current members of the Southeastern Conference, including a 0-25-1 record against Saturday's opponent, Auburn.

The Bulldogs' last game against an SEC opponent occurred in 2008, when the Bulldogs fell at Ole Miss, 34-10.

Individuals Leading The SoCon

Individually Samford players lead the Southern Conference in several statistical categories. Place-kicker **Cameron Yaw** leads the SoCon in scoring (9.1 ppg.) and field goals per game (2.00 pg.). Running back **Fabian Truss** is the league leader in kick return average (29.3 ypr.) and all-purpose yards per game (177.4 ypg.). **Riley Hawkins** leads the SoCon in punt return average (11.1 ypr.). **Corey White** is tied for the league lead in interceptions (0.40 pg.), while **Devyn Keith** is tied for the SoCon lead in fumbles recovered (0.30 pg.).

Thompson Earns Charles Williams Memorial Jersey

Senior linebacker **Sean Thompson** has been named the seventh recipient of the Charles Williams Memorial Jersey. The jersey, the No. 5, is given each year to a senior leader on the Samford team. The jersey honors former Samford player Charles Williams, who died in a car accident on May 23, 2003.

Previous winners of the jersey were Ossie Buchannon (2005), T.C. Myers (2006), Jay McCurdy (2007), Rodney Shepherd (2008), Jon Weber (2009) and Bryce Smith (2010).

2011 SAMFORD FOOTBALL

2011 Samford Quick Facts

Location: Birmingham, Ala.
Founded: 1841
Enrollment: 4,715
Nickname: Bulldogs
Colors: Red and Blue
Stadium (Cap.): Seibert Stadium (6,700)
Surface: LSR Blade Synthetic Surface
Affiliation: NCAA Division I-FCS
Conference: Southern
President: Dr. Andrew Westmoreland
Director of Athletics: Martin Newton

2011 Auburn Quick Facts

Location: Auburn, Ala.
Founded: 1856
Enrollment: 25,078
Nickname: Tigers
Colors: Burnt Orange and Navy
Stadium (Cap.): Jordan-Hare Stadium (87,451)
Surface: Natural Grass
Affiliation: NCAA Division I-FBS
Conference: Southeastern (West Division)
President: Dr. Jay Gogue
Director of Athletics: Jay Jacobs

Current Southern Conference Standings

Team	SoCon	Overall
Georgia Southern	7 - 1	9 - 1
Appalachian State	5 - 2	7 - 3
Wofford	5 - 2	7 - 3
Furman	5 - 3	6 - 4
Samford	4 - 4	6 - 4
Chattanooga	3 - 4	5 - 5
Elon	3 - 4	5 - 5
Citadel	2 - 6	4 - 6
Western Carolina	0 - 8	1 - 9

The Southern Conference Schedule

This Week's Schedule

The Citadel at South Carolina	11 a.m.
Samford at Auburn	12 p.m.
Furman at Florida	12 p.m.
Georgia Southern at Alabama	1 p.m.
Wofford at Chattanooga*	1 p.m.
Coastal Carolina at Western Carolina	1 p.m.
Appalachian State at Elon*	2 p.m.

*-SoCon Contest, All times are Central

Scoring Points

Samford has scored in its last 120-consecutive games. The last time Samford was shut out in a football game was on Nov. 9, 2000, a 29-0 loss at Tennessee Tech.

Samford In November Games

Samford has an all-time record of 143-143-18 in games played in the month of November. This season, Samford has three games scheduled for the month of November, and the Bulldogs are currently 1-1 in those games. Last season, Samford posted a record of 0-3 in the 11th month.

Family Ties

There are several family connections on the 2011 Samford football team. Sophomore linebacker **Justin Shade** is the son of cornerbacks coach **Sam Shade**, while junior linebacker **Darion Sutton** is the uncle of sophomore cornerback **Tae Lewis**. Freshmen **Carson Barnett** (QB) and **Zach Barnett** (WR) are twins.

A Young Team

The 2011 Samford roster consists of 50 freshmen or redshirt freshmen. The 50 freshmen are more than twice as many as any other class. The team consists of 12 sophomores, 23 juniors and 14 seniors.

Truss And Yaw Rank High Nationally

Samford junior place-kicker **Cameron Yaw** is currently tied for first in the nation in field goals per game (2.00), and he ranks seventh in the country in scoring (9.1 ppg). Sophomore runningback **Fabian Truss** ranks fourth in the nation in all-purpose yards per game (177.40), and seventh in kickoff return average (29.26 ypr).

Samford-Auburn Connections

There are several Auburn connections on the Samford coaching staff. Head Coach **Pat Sullivan** (1969-71) and running backs coach **James Joseph** (1986-90) both played at Auburn. Sullivan (1986-91), offensive coordinator **Rhett Lashlee** (2009-10) and defensive line coach **Rory Segrest** (1997-99) all spent time coaching at Auburn as well.

Samford defensive coordinator **Bill D'Ottavio** worked under current Auburn head coach Gene Chizik from 1999-2001 when Chizik served as the defensive coordinator at UCF.

2011 SAMFORD FOOTBALL

Samford's Record In

September	1-2
October	4-1
November	1-1

Samford's Conference Record

At home	2-2
On the road	2-2
At neutral sites	0-0

Samford's Non-Conference Record

At home	2-0
On the road	0-0
At neutral sites	0-0

Samford's vs. Ranked Opponents

At home	0-1
On the road	0-2
At neutral sites	0-0

Samford's Record in Games

Decided by 1-3 points	0-0
4-7 points	2-0
8-10 points	0-0
11-19 points	1-4
20-29 points	2-0
30+ points	1-0

Samford's Record When Scoring

10 or fewer points	0-1
11-19 points	1-2
20-29 points	1-1
30+ points	4-0

Samford's Record When Allowing

10 or fewer points	1-0
11-19 points	2-0
20-29 points	2-1
30+ points	1-3

Samford's Record In Games

During the day	5-2
At night	1-2
Scoring first	5-2
Opponent scores first	1-2
Leading after 1 quarter	5-1
Trailing after 1 quarter	1-1
Tied after 1 quarter	0-2
Leading at halftime	5-0
Trailing at halftime	1-3
Tied at halftime	0-1
Leading after 3 quarters	5-0
Trailing after 3 quarters	1-4
Tied after 3 quarters	0-0
In overtime	0-0
Winning the coin toss	4-3

Samford's Record With

100-yard rusher	2-0
100-yard receiver	3-0
300-yard passer	0-0
Less than 300 yards total offense	0-1
300-399 yards total offense	1-3
400-499 yards total offense	5-0
500+ yards total offense	0-0

SoCon Preseason Awards

Samford had two players named to the Southern Conference's preseason All-Conference team. Senior defensive lineman **Alex Davis** was named to the first team, while senior cornerback **Corey White** was named to the second team.

In 2010, Davis tied for the team lead in tackles for a loss with 10, and he was fourth on the team in total tackles with 41, including 30 solo stops.

White had one interception and a team-high seven pass break-ups in 2010. He had a total of 31 tackles, including 27 solo tackles.

Climbing The Charts

Samford senior quarterback **Dustin Taliaferro** currently ranks second in school history in three career statistical categories. Taliaferro is currently second in program history in passing yards with 7,004, ranking behind Ray Nelson, who passed for 7,950 yards from 2001-04. Taliaferro also has 7,294 yards of total offense, ranking behind Nelson's 9,575 yards. Taliaferro's 690 completions are second in school history, just behind Nelson's 704 completions.

Bulldogs Clinch Winning Season

With its 19-14 win at The Citadel on Saturday, Samford earned its sixth win of the season, securing the program's first winning season since 2008. The Bulldogs enter the final game of the season with a 6-4 overall record.

Tale Of The Tape

Below is a statistical comparison of Samford and Auburn.

Category	SU	AU
Scoring	29.5	24.2
Scoring Defense	23.8	29.4
Rushing Yards	168.0	177.1
Rushing Defense	188.1	197.5
Passing Yards	228.6	161.2
Passing Defense	172.6	215.9
Total Offense	396.6	338.3
Total Defense	360.7	413.4
Red-Zone Offense	83%	88%
Opponents' Red-Zone Offense	69%	87%
3rd-Down Conversion	44%	36%
4th-Down Conversion	43%	43%

2011 SAMFORD FOOTBALL

Current Sports Network Poll

Team (1st-place votes)	Pts.	Prev.
1. Montana State (76)	3,805	2
2. Sam Houston State (71)	3,764	3
3. Georgia Southern (8)	3,557	4
4. Northern Iowa	3,297	5
5. North Dakota State (1)	3,199	1
6. Lehigh	3,122	6
7. Montana	2,879	8
8. Towson	2,665	12
9. Appalachian State	2,580	10
10. Old Dominion	2,549	11
11. Maine	2,313	13
12. New Hampshire	2,012	7
13. Wofford	1,928	9
14. Illinois State	1,761	14
15. Delaware	1,421	15
16. Liberty	1,400	16
17. Central Arkansas	1,377	19
18. Harvard	1,310	18
19. James Madison	958	20
20. Norfolk State	855	22
21. Jackson State	766	21
22. South Dakota	472	24
23. Tennessee Tech	378	NR
24. Furman	371	17
25. Portland State	367	NR

Others receiving votes: Indiana State 331, North Dakota 195, Youngstown State 141, Jacksonville State 139, Stony Brook 135, Alabama State 98, San Diego 84, Bethune-Cookman 67, Duquesne 51, Drake 50, Eastern Kentucky 43, Brown 41, **Chattanooga 39**, William & Mary 28, Georgetown 24, Albany 19, Stephen F. Austin 18, Bryant 11, Southern Utah 11, Murray State 10, Florida A&M 10, Grambling State 8, South Carolina State 8, South Dakota State 6, Alabama A&M 5, **Samford 5**, Eastern Washington 5, **Elon 4**, Cal Poly 4, Tennessee State 2, Jacksonville 1, Massachusetts 1.

**2011 opponents in bold

Current Coaches Poll

Team (1st-place votes)	Pts.	Prev.
1. Montana State (18)	683	2
2. Georgia Southern (2)	660	3
3. Sam Houston State (8)	656	4
4. Northern Iowa	605	5
5. North Dakota State	579	1
6. Lehigh	559	6
7. Montana	536	7
8. Appalachian State	515	8
9. Old Dominion	464	11
10. Towson	454	12
11. Maine	404	13
12. Wofford	349	9
13. New Hampshire	339	10
T14. Illinois State	291	16
T14. Harvard	291	14
16. Liberty	276	15
17. Delaware	223	17
18. Jackson State	198	18
19. Central Arkansas	155	25
20. James Madison	150	19
21. Tennessee Tech	147	20
22. North Dakota	119	22
23. Indiana State	102	23
24. South Dakota	71	24
25. Norfolk State	63	NR

Others receiving votes: Portland State (35); **Furman (31)**; Youngstown State (19); Drake (18); San Diego (18); Jacksonville State (17); William & Mary (11); Brown (9); Jacksonville (9); Stony Brook (9); Southern Utah (9); Florida A&M (8); Eastern Washington (4); Alabama State (3); Eastern Kentucky (3); Albany (1); Cal Poly (1); Stephen F. Austin (1).

**2011 opponents in bold

2011 SAMFORD FOOTBALL

The Last Time ...

A Samford player rushed for 100 or more yards: Fabian Truss (191 yds., 26 carries) vs. Elon (Oct. 15, 2011)
A Samford player rushed for 100 or more yards in back-to-back games: Fabian Truss (Furman, Oct. 8, 2011), 136 yds., (Elon, Oct. 15, 2011), 191 yds.
A Samford player rushed for 100 or more yards in five-straight games: Chris Evans (Elon, Oct. 2, 2010), 115 yds., (Western Carolina, Oct. 9, 2010), 131 yds., (Furman, Oct. 16, 2010), 137 yds., (Georgia Southern, Oct. 30, 2010), 165 yds., (Wofford, Nov. 6, 2010), 106 yds.
A Samford freshman rushed for 100 or more yards: Fabian Truss (100 yds., 6 carries) vs. Appalachian State (Sept. 25, 2010)
A Samford player rushed for 200 or more yards: Chris Evans (257 yds., 37 carries) at Wofford (Nov. 14, 2009)
A Samford freshman rushed for 200 or more yards: Chris Evans (212 yds., 26 carries) vs. Austin Peay (Oct. 20, 2007)
Samford had a 200-yard rusher and 300-yard passer in the same game: Chris Evans (212 yds. rushing), Jefferson Adcock (314 yds. passing) vs. Austin Peay (Oct. 20, 2007)
A Samford player had 100-199 yards receiving: Kelsey Pope (113 yds. 17 rec.), at The Citadel (Nov. 12, 2011)
A Samford player had 200 or more yards receiving: Jeff Moore (260 yds. 9 rec.), at Tennessee Tech (Oct. 27, 2007)
A Samford player passed for 200-299 yards: Dustin Taliaferro (240 yds., 34 comp.), at The Citadel (Nov. 12, 2011)
A Samford player passed for 300-399 yards: Dustin Taliaferro (306 yds., 29 comp.), at Furman (Oct. 17, 2009)
A Samford player passed for 400 or more yards: Jefferson Adcock (472 yds., 29 comp.), at Tennessee Tech (Oct. 27, 2007)
Samford recorded a safety as a team: vs. Edward Waters (Sept. 1, 2005)
A Samford player recorded a safety: Steve Tennin, at Tennessee State (Oct. 23, 2004)
A Samford game went into overtime: at Tennessee State (Oct. 23, 2004)
A Samford player returned an interception for a touchdown: Alvin Hines II (33 yds.), vs. Western Carolina (Oct. 29, 2011)
Two Samford players returned interceptions for touchdowns: Cortland Finnegan (28 yds.) and Sean Hill (31 yds.), at Tennessee- Martin (Oct. 22, 2005)
A Samford player returned a kickoff for a touchdown: Fabian Truss (82 yards), vs. Western Carolina (Oct. 29, 2011)
A Samford player returned a punt for a touchdown: Jeff Moore (62 yards), vs. Tennessee Tech (Nov. 4, 2006)
A Samford player returned a fumble for a touchdown: Derek Slaughter (55 yards) vs. Presbyterian (Sept. 13, 2007)
A Samford player blocked a punt: Phillip Ketcham, vs. Gardner-Webb (Oct. 1, 2011)
A Samford player returned a blocked punt for a touchdown: Stanley Robinson (13 yds.) vs. Gardner-Webb (Oct. 1, 2011) (block by P. Ketcham)
A Samford player blocked a field goal: Alvin Hines II, at The Citadel (Nov. 12, 2011)
Two Samford players blocked field goals: Corey White and Alvin Hines II, at The Citadel (Nov. 12, 2011)
Samford defeated a ranked opponent: Oct. 8, 1994, SU 36, No. 6 UCF 35, in Birmingham
Samford defeated a top-five ranked opponent: Oct. 10, 1992, SU 46, No. 3 Eastern Kentucky 14, in Birmingham

Career Highs Set In 2011

Name	Category	Total	Date/Opponent
Aaron Bethune	Tackles	7	Oct. 1/Gardner-Webb
Jeremy Brown	Receptions	2 (tie)	Oct. 29/Western Carolina
Jeremy Brown	Receiving Yards	22	Sept. 10/Stillman
Ben Carpenter	Tackles	7	Sept. 10/Stillman
Chris Cephus	Receptions	6	Oct. 22/Appalachian State
Chris Cephus	Receiving Yards	81 (tie)	Oct. 22/Appalachian State
Kelvin Clay	Receptions	5	Oct. 29/Western Carolina
Kelvin Clay	Receiving Yards	44	Oct. 29/Western Carolina
Kelvin Clay	Receiving TDs	1 (tie)	Oct. 29/Western Carolina
Jauan Davis	Receptions	3	Sept. 10/Stillman
Jauan Davis	Receiving Yards	31	Oct. 22/Appalachian State
Jeremiaha Gates	Rushes	12	Nov. 12/The Citadel
Jeremiaha Gates	Rushing Yards	58	Nov. 12/The Citadel
Durell Hill	Tackles	7 (tie)	Sept. 24/Wofford
Alvin Hines II	Tackles	10	Oct. 22/Appalachian State
Alvin Hines II	Interceptions	1 (tie)	Oct. 8/Furman
Caleb Hullett	Tackles	3	Sept. 10/Stillman
Omar Johnson	Tackles	12	Oct. 29/Western Carolina
Omar Johnson	Interceptions	1 (tie)	Nov. 12/The Citadel
Devyn Keith	Tackles	6	Sept. 24/Wofford
Jerry Mathis	Tackles	3	Sept. 3/Georgia Southern
Ben Naill	Pass Attempts	9	Sept. 10/Stillman
Ben Neill	Pass Completions	6	Sept. 10/Stillman
Ben Neill	Pasing Yards	43	Seot. 10/Stillman
Brandon Nettles	Tackles	2	Sept. 3/Georgia Southern
Greg Peranich	Punts	6 (tie)	Oct. 8/Furman
Greg Peranich	Yds./Punt	43.8 (5 punts)	Oct. 29/Western Carolina
Kelsey Pope	Receptions	17	Nov. 12/The Citadel
Kelsey Pope	Receiving Yards	125	Oct. 1/Gardner-Webb
Kelsey Pope	Rushing Yards	75	Sept. 10/Stillman
Kelsey Pope	Touchdowns (Rush/Rec.)	4	Sept. 10/Stillman
Stanley Robinson	Rushes	11	Oct. 15/Elon
Stanley Robinson	Rushing Yards	68	Oct. 29/Western Carolina
Stanley Robinson	Touchdowns	2	Oct. 29/Western Carolina
Calvin Ruff	Tackles	2	Sept. 10/Stillman
Calvin Ruff	Sacks	2	Sept. 10/Stillman
Justin Shade	Tackles	11	Nov. 12/The Citadel
Keith Shoulders	Interceptions	1	Oct. 15/Elon
Darion Sutton	Interceptions	1 (tie)	Oct. 15/Elon
Jaquiski Tartt	Tackles	8	Oct. 22/Appalachian State
Fabian Truss	Rushes	26 (tie)	Oct. 15/Elon
Fabian Truss	Rushing Yards	191	Oct. 15/Elon
Fabian Truss	Rushing TDs	3	Oct. 15/Elon
Fabian Truss	Receptions	4	Sept. 24/Wofford
Fabian Truss	Receiving Yards	30	Sept. 3/Georgia Southern
Fabian Truss	Longest Kick Return	82 yds.	Oct. 29/Western Carolina
Zeke Walters	Receptions	3	Sept. 3/Georgia Southern
Zeke Walters	Receiving Yards	52	Oct. 1/Gardner-Webb
Corey White	Interceptions	1 (tie)	Oct. 22/Appalachian State
Corey White	Touchdowns	1	Sept. 10/Stillman
Corey White	Tackles	12	Oct. 15/Elon

2011 SAMFORD FOOTBALL

Game-By-Game Team Statistics (SU total on top, opponent total on bottom)

Category	GSU	STIL	WOF	GWU	FU	EU	ASU	WCU	UTC	CIT	AU
Total Offense	338	473	275	464	415	463	380	463	342	353	
	358	231	512	331	427	371	519	368	228	259	
Plays	74	71	67	80	79	81	72	74	80	79	
	63	59	75	69	71	89	72	89	66	62	
Rushing Yds.	61	304	34	160	181	348	84	303	92	113	
	263	45	443	204	71	59	229	172	154	238	
Passing Yds.	277	169	241	304	234	115	296	160	250	240	
	95	186	69	127	356	312	290	85	74	21	
Comp-Att.-Int.	24-40-2	20-28-0	26-42-0	18-32-0	22-35-1	16-21-1	29-44-2	17-30-1	24-44-1	34-45-0	
	7-14-0	10-24-2	5-10-1	11-27-0	27-45-3	35-61-4	19-30-1	16-32-1	14-21-0	3-4-1	
Comp%	60.0	71.4	61.9	56.3	62.8	76.2	65.9	56.7	54.5	75.6	
	50.0	41.7	50.0	40.7	60.0	57.4	63.3	50.0	66.7	75.0	
1st Downs	19	26	19	20	21	21	21	23	22	25	
	19	11	27	20	20	24	26	20	15	15	
Field Goals	1-3	2-3	3-4	2-2	2-2	3-3	1-1	1-1	3-4	2-2	
	1-1	2-2	1-2	0-1	0-2	1-1	0-1	1-2	1-1	0-2	
Punts-Avg.	5-37.8	2-48.0	3-43.7	6-41.7	6-41.0	5-37.6	7-37.9	6-41.8	6-39.0	3-41.3	
	4-43.2	9-44.8	2-37.0	9-38.2	6-30.2	5-35.0	4-37.2	8-35.2	9-40.4	3-52.3	
Time of Poss.	28:17	26:43	22:17	29:05	30:35	31:32	27:20	25:39	27:16	26:12	
	31:43	33:17	37:43	30:55	29:25	28:18	32:40	34:21	32:44	33:48	
3rd Down	9-19	4-11	4-14	10-21	6-16	7-18	7-15	8-17	7-19	12-18	
	4-10	5-16	7-13	4-16	6-15	11-19	7-14	7-23	4-15	4-14	
4th Down	0-1	1-2	2-4	1-2	1-2	1-1	0-0	0-0	0-1	0-1	
	0-0	0-0	2-2	1-1	0-0	1-2	1-1	1-3	1-1	2-3	
Turnovers	2	0	1	0	2	3	3	2	2	2	
	4	2	2	1	3	6	2	1	0	3	
Penalties-Yds.	6-40	7-67	2-15	7-70	6-44	7-75	4-30	5-49	3-30	3-15	
	2-24	15-96	9-104	7-60	6-55	5-30	4-30	5-55	5-25	4-27	
Sacks-Yds.	0-0	3-23	1-2	2-18	4-20	4-26	0-0	2-1	0-0	0-0	
	5-28	0-0	4-25	1-2	1-11	1-10	3-7	0-0	4-34	2-5	

2011 SAMFORD FOOTBALL

Turnover Battle

Game	SAM F-I-Tot.	OPPT PoTO	OPPT F-I-Tot.	SAM PoTO
Georgia Southern	0-2-2	7	4-0-4	14
Stillman	0-2-2	7	0-0-0	0
Wofford	1-0-1	7	1-1-2	7
Gardner-Webb	0-0-0	0	1-0-1	7
Furman	1-1-2	0	0-3-3	7
Elon	2-1-3	10	2-4-6	20
Appalachian State	1-2-3	0	1-1-2	3
Western Carolina	1-1-2	14	0-1-1	7
Chattanooga	1-1-2	7	0-0-0	0
The Citadel	2-0-2	7	2-1-3	7
Auburn				

Big Offensive Plays (30+ yards)

Yards	Play	Opp.	Qtr.	TD
42	Taliaferro pass to Clay	GSU	4	Y
61	Taliaferro pass to Pope	WOF	4	Y
60	Taliaferro pass to Pope	GWU	1	Y
40	Taliaferro pass to Walters	GWU	2	N
34	Truss rush	GWU	2	N
37	Taliaferro pass to Pope	GWU	3	N
39	Taliaferro pass to Pope	FUR	3	N
64	Truss rush	ELON	2	Y
34	Sillers rush	ELON	2	N
43	Taliaferro pass to Hawkins	ASU	1	N
32	Neill pass to Cephus	ASU	4	Y
61	Truss rush	WCU	1	Y
43	Taliaferro pass to Hawkins	UTC	3	N

Opponent

Yards	Play	Opp.	Qtr.	TD
35	Brown rush	GSU	2	N
42	Shaw pass to Bryant	GSU	2	N
37	Brown rush	GSU	3	N
78	Purnell pass to Ford	STIL	1	N
34	Purnell pass to Lanier	STIL	1	N
38	Allen rush	WOF	2	N
40	Johnson rush	WOF	2	N
30	Johnson rush	WOF	2	N
38	Johnson rush	WOF	4	N
38	Rhodes rush	GWU	1	N
31	Browning pass to Dugas	GWU	2	N
42	Little rush	GWU	4	Y
66	Forcier pass to Maples	FUR	3	Y
31	Wilson pass to Mellette	ELON	4	N
69	Jackson pass to Quick	ASU	2	Y
41	Jackson pass to Washington	ASU	3	y
39	Miller rush	CIT	4	N

Red Zone

Samford	No.	TD	FG	Failed	Pct.
Georgia Southern	4	1	1	2	50.0
Stillman	6	3	2	1	83.3
Wofford	4	1	2	1	75.0
Gardner-Webb	5	3	2	0	100.0
Furman	3	2	1	0	100.0
Elon	7	4	3	0	100.0
Appalachian State	2	1	0	1	50.0
Western Carolina	4	3	0	1	75.0
Chattanooga	4	0	3	1	75.0
The Citadel	3	2	1	0	100.0
Auburn					

Opp.	No.	TD	FG	Failed	Pct.
Georgia Southern	3	3	0	0	100.0
Stillman	2	0	2	0	100.0
Wofford	6	4	1	1	83.3
Gardner-Webb	2	1	0	1	50.0
Furman	4	2	0	2	50.0
Elon	3	3	0	0	100.0
Appalachian State	5	3	0	2	60.0
Western Carolina	3	0	1	2	33.3
Chattanooga	3	2	1	0	100.0
The Citadel	5	2	0	3	40.0
Auburn					

Points Off Turnovers

Game	Opp.	SAM	W/L
Georgia Southern	7	14	L
Stillman	0	7	W
Wofford	7	7	L
Gardner-Webb	0	7	W
Furman	0	7	W
Elon	10	20	W
Appalachian State	0	3	L
Western Carolina	14	7	W
Chattanooga	7	0	L
The Citadel	7	7	W
Auburn			

3rd Down Conversion

Game	Opp.	SAM
Georgia Southern	4-10	9-19
Stillman	5-16	4-11
Wofford	7-13	4-14
Gardner-Webb	4-16	10-21
Furman	6-15	6-16
Elon	11-19	7-18
Appalachian State	7-14	7-15
Western Carolina	7-23	8-17
Chattanooga	4-15	7-19
The Citadel	4-14	12-18
Auburn		

4th Down Conversion

Game	Opp.	SAM
Georgia Southern	0-0	0-1
Stillman	0-0	1-2
Wofford	2-2	2-4
Gardner-Webb	1-1	1-2
Furman	0-0	1-2
Elon	1-2	1-1
Appalachian State	1-1	0-0
Western Carolina	0-0	1-3
Chattanooga	1-1	0-1
The Citadel	2-3	0-1
Auburn		

Head Coach Pat Sullivan



Pat Sullivan was hired as Samford's 35th head football coach on Dec. 1, 2006.

In his four seasons as head coach, Sullivan has had a major impact on the program.

The 2010 senior class, Sullivan's first signing class at Samford, produced an All-American linebacker (Bryce Smith) and the all-time leading collegiate rusher in the history of the state of Alabama (Chris Evans).

In 2008, Sullivan led Samford to its first winning season since 2003 with a 6-5 overall record. The Bulldogs also finished tied for fourth in its first season in the Southern Conference after being picked to finish last in all of the league's preseason polls.

Following the 2008 season, five Samford players were named to the SoCon's All-Conference teams, including running back Chris Evans, who became Samford's first running back to rush for more than 1,000 yards in back-to-back seasons. Freshman quarterback Dustin Taliaferro was also named the 2008 SoCon Freshman of the Year.

After the 2009 season, five Samford players were named to the SoCon's All-Conference team, and three more Bulldogs were named to the league's All-Freshman team.

In his first season as Samford's head coach the program saw major improvements. The Bulldogs improved in nearly every offensive category from the 2006 season.

In addition to the successes on the field and in recruiting, Sullivan has made a major impact on the school's fundraising efforts. The Cooney Family Field House, which is named for Birmingham business executive and Samford graduate Gary Cooney was recently opened in the south end zone of Seibert Stadium. The field house was funded completely from private donations.

Sullivan, the winner of the 1971 Heisman Trophy as a quarterback at Auburn University, is the 35th head football coach in Samford history. He came to Samford after serving on the coaching staff at the University of Alabama at Birmingham (UAB) since 1999.

"In every respect, Pat exemplifies the qualities that are important to Samford," Samford President Dr. Andrew Westmoreland said. "People are drawn to the strength of his character, his commitment to his student-athletes, his emphasis on performance in the classroom as well as on the field and his faith. In addition, his teams win. What more could we ask?"

While at UAB, Sullivan worked with the team's quarterbacks and was the offensive coordinator from 1999-2005. He served as the assistant head coach and running backs coach in 2006. He recruited and coached Darrell Hackney, the all-time leading passer in UAB history, and the third-leading passer in Conference USA history.

During Sullivan's time at UAB, the Blazers posted an overall record of 43-49, and the 2004 team earned the program's first bowl bid to the Sheraton Hawaii Bowl.

Sullivan also has experience as a head coach at the Division I-FBS level, as he served as the head coach at TCU from 1992-97. He helped lead the Horned Frogs to back-to-back winning seasons for the first time in 42 years with records of 7-5 in 1994 and 6-5 in 1995. His 1994 team also earned a berth in the Independence Bowl, the school's first bowl bid in 10 years.

Sullivan was named the 1994 Southwest Conference Coach of the Year. He also earned the Top Newcomer Award from American Football Quarterly in 1995 after taking the program from a 2-8-1 record in 1992 to the consecutive winning seasons in 1994 and 1995. His six-year record at TCU was 24-42-1.

Before becoming head coach at TCU, Sullivan spent six seasons as an assistant coach at his alma mater, Auburn University. Sullivan coached the quarterbacks at Auburn, coaching three of the top passers in the program's history (Jeff Burger, Reggie Slack and Stan White). Sullivan, working under head coach Pat Dye, helped Auburn win three Southeastern Conference championships (1987, '88, '89) and post an overall record of 52-16-3.

Sullivan, a 1972 graduate of Auburn, was a three-year starter at quarterback for the Tigers (1969-71). In addition to winning the Heisman Trophy, he was named an All-American and the SEC Player of the Year in 1970 and 1971. He helped lead Auburn to three post-season bowl appearances, and was named the MVP of the 1970 Gator Bowl and the 1971 Sugar Bowl.

Following his senior season, Sullivan was named the MVP of the 1972 Senior Bowl, and he played in the College All-Star Classic, taking on the Super Bowl champion Dallas Cowboys.

Sullivan played professional football for five seasons with the Atlanta Falcons, Washington Redskins and San Francisco 49ers.

Sullivan is a member of the Alabama Sports Hall of Fame, the National Football Foundation Hall of Fame and the College Football Hall of Fame.

Sullivan has previous ties to Samford as his father, Jerry, played football at Samford (then Howard College) in 1949 and 1950. One of the elder Sullivan's teammates was Bobby Bowden.

Sullivan and his wife, Jean, have three children, daughter Kim, and twins Kelly and Patrick. The couple also has eight grandchildren, Alex, Jay, Mallory, Joseph, Taylor, Lucy, John Michael and Claire.

2011 NUMERICAL ROSTER

NO	NAME	POS	HT	WT	CL	HOMETOWN/PREV. SCHOOL
2	Fabian Truss	RB	5-9	190	So.	Birmingham, Ala./Shades Valley HS
3	Corey White	CB	6-1	205	Sr.	Dunwoody, Ga./Dunwoody HS
4	Justin Shade	LB	5-10	230	So.	Birmingham, Ala./Briarwood Christian
5	Sean Thompson	LB	6-0	210	Sr.	Hoover, Ala./Spain Park HS
6	Riley Hawkins	WR	5-10	194	RS-Jr.	Pace, Fla./Pace HS
7	Hans Rice	LB	6-2	217	RS-So.	Eufaula, Ala./N.C. State
8	Chinedu Amah	WR	6-2	190	RS-Jr.	Marietta, Ga./Wheeler HS
9	Connor Lowery	QB	6-2	215	RS-Jr.	Lebanon, Tenn./Christ Presbyterian Acad.
10	Dustin Taliaferro	QB	6-3	225	Sr.	Roswell, Ga./Roswell HS
11	Kelsey Pope	WR	6-0	205	So.	Sylacauga, Ala./Sylacauga HS
12	Trett Hardman	QB	6-4	233	RS-Fr.	Cullman, Ala./Fairview HS
13	Durell Hill	LB	6-2	238	Jr.	Oxford, Ala./Oxford HS
14	Carson Barnett	QB	6-1	200	Fr.	Fairburn, Ga./Landmark Christian
15	Ben Neill	QB	5-11	182	So.	Decatur, Ala./Decatur HS
16	Bruce Greer	DB	6-1	185	Fr.	New Augusta, Miss./Perry Central HS
17	Chris Cephus	WR	6-2	219	RS-So.	East Dublin, Ga./East Laurens HS
17	Cameron Singletary	DB	5-9	184	Fr.	Riverdale, Ga./Our Lady of Mercy
18	Kelvin Clay	WR	6-1	182	Fr.	Chattanooga, Tenn./Red Bank HS
19	Jeremy Brown	WR	6-4	203	Fr.	Coral Springs, Fla./Coral Springs HS
20	D'Morris Bledsoe	RB	6-0	194	Fr.	Sylacauga, Ala./Sylacauga HS
21	Alvin Hines II	DB	6-1	217	Jr.	Pelham, Ala./Pelham HS
21	Brock Peterman	ATH	6-1	195	Fr.	Ozark, Ala./Carroll HS
22	Isaac Cooper	CB	5-10	185	Sr.	Ft. Walton Beach, Fla./Ft. Walton Beach HS
23	Justin Sly	DB	5-11	195	Jr.	Hoover, Ala./Hoover HS
24	Trey Wesley	DB	6-1	185	Fr.	Hiram, Ga./Hiram HS
25	Omar Johnson	DB	5-11	203	RS-Sr.	Mobile, Ala./St. Paul's Episcopal School
26	Brandon Nettles	DB	6-0	205	RS-Fr.	Mobile, Ala./McGill-Toolen Catholic
27	Jaquiski Tartt	DB	6-1	220	RS-Fr.	Mobile, Ala./Davidson HS
28	Darion Sutton	LB	6-2	235	Jr.	Columbiana, Ala./Shelby County HS
29	Jeremiaha Gates	RB	5-9	215	Fr.	Ocala, Fla./Trinity Catholic HS
31	Craig Millard	FB	6-1	229	RS-Jr.	Indianapolis, Ind./Lawrence North HS
32	Noah Wilson	RB	5-9	190	RS-Fr.	Trussville, Ala./Hewitt-Trussville HS
33	Mason Wald	RB	5-11	220	Sr.	Birmingham, Ala./Nebraska
34	Sidney Jordan	TE	6-2	255	RS-Fr.	Mobile, Ala./UMS Wright
35	Keith Shoulders	LB	6-1	236	RS-Jr.	Tanner, Ala./Tanner HS
36	Jonathan Sillers	RB	5-10	215	RS-Jr.	Birmingham, Ala./Briarwood Christian
37	Stanley Robinson	RB	5-9	196	Fr.	Montgomery, Ala./Carver HS
38	Chase Inman	SS	6-1	205	RS-Jr.	Dallas, Texas/Lake Highlands HS
39	Tae Lewis	CB	5-11	194	So.	Columbiana, Ala./Shelby County HS
40	Davis Harrison	DB	5-10	185	Sr.	Moody, Ala./Moody HS
41	Will Tumlin	DB	5-10	188	RS-Jr.	Birmingham, Ala./Briarwood Christian
42	Bobby Wilson	LB	6-1	215	Fr.	Shelbyville, Tenn./Shelbyville Central HS
43	Josh Killett	S/LB	6-2	207	Fr.	Brentwood, Tenn./Brentwood HS
44	Ben Carpenter	LB	5-11	220	RS-Fr.	Roswell, Ga./Centennial HS
45	Cameron Yaw	PK	5-11	180	Jr.	Trussville, Ala./Hewitt-Trussville HS
46	David Strider	FB	6-0	260	Sr.	Chelsea, Ala./Chelsea HS
47	Collier Townsend	FB	6-3	240	So.	Birmingham, Ala./Oak Mountain HS
48	Michael Prendergast	S	5-9	210	Jr.	Vestavia Hills, Ala./Vestavia Hills HS
49	Phillip Ketcham	S	5-11	190	RS-Fr.	Birmingham, Ala./Briarwood Christian
50	Gunnar Bromelow	OT/LS	6-6	252	Fr.	Alpharetta, Ga./Alpharetta HS
50	Ben Ellis	LB	5-10	235	RS-So.	Atlanta, Ga./Woodward Acad.
52	Mike Rairick, Jr.	LB	6-2	220	Fr.	Inverness, Fla./Crystal River HS
53	Chad Smith	DE	6-2	220	Fr.	Acworth, Ga./N. Cobb Christian HS
54	Michael O'Neal	P	6-4	230	RS-Fr.	Vestavia, Ala./University of Alabama
55	Austin Storms	LB	5-11	210	RS-So.	Mandeville, La./Mandeville HS
56	Caleb Hullett	DL/LS	6-2	245	RS-Fr.	Oneonta, Ala./Oneonta HS
57	Ryan Dudchock	OL	6-2	290	RS-Jr.	Pell City, Ala./Pell City HS
58	Joe Collins	OL	6-2	280	Sr.	Madison, Miss./Copiah-Lincoln CC
59	Ben Meadows	K	5-9	203	Sr.	Hoover, Ala./Spain Park HS
60	Thomas Hess	DE	6-5	216	Fr.	Birmingham, Ala./Briarwood Christian
61	Kasey Morrison	OL	6-2	290	So.	Cumming, Ga./Forsyth Central HS
62	Ron Wroble	LS	6-0	241	Fr.	Newnan, Ga./Newnan HS
63	Ben Woodall	LS	6-1	195	RS-Fr.	Nashville, Tenn./Franklin Academy
64	Kyle Magee	K	5-8	141	Fr.	Apopka, Fla./Wekiva HS
65	Zach Underwood	OL	6-2	290	RS-Fr.	Albertville, Ala./Albertville HS
66	C.H. Scruggs	OL	6-3	286	Fr.	Jasper, Ala./Walker HS
67	Chris Graben	OL	6-2	315	RS-Jr.	Fyffe, Ala./Fyffe HS
68	Jacob Kirschenbaum	OL	6-4	290	Jr.	Daphne, Ala./Daphne HS
69	Michael Williams	OL	6-4	290	RS-Fr.	Aledo, Tex./Aledo HS
70	Aaron Bethune	DE	6-3	260	RS-Jr.	Opelika, Ala./Lee-Scott Academy
73	Jordan Boatright	OL	6-3	270	RS-Fr.	Suwanee, Ga./Peachtree Ridge HS
74	Charlie Sanford	OL	6-3	300	RS-Jr.	Cullman, Ala./Cullman HS
75	Devyn Keith	DL	6-1	275	RS-Sr.	Huntsville, Ala./Sparkman HS
76	Kyle Champion	OL	6-4	283	Fr.	Americus, Ga./Americus-Sumter HS
77	Austin Skinner	OL	6-4	280	Fr.	Hueytown, Ala./Hueytown HS

2011 NUMERICAL ROSTER

78	George Allers	OL	6-4	290	Jr.	Birmingham, Ala./Oak Mountain HS
79	Branden Moore	OL	6-6	290	RS-Fr.	Forest, Miss./Forest HS
80	Justin Minick	DE	6-3	228	Fr.	Marietta, Ga./The Walker School
81	Brandon Wilkinson	DE	6-3	212	RS-Fr.	Venice, Fla./Univ. of South Florida
82	Tash Van Dora	WR	5-9	161	Fr.	Hartwell, Ga./Hart County HS
83	Josh Baker	WR	6-3	186	Fr.	Brooks, Ga./Whitewater HS
84	Jacobi Rodriguez	WR	6-0	185	RS-Sr.	Warner Robins, Ga./Northside HS
85	JaUan Davis	WR	5-11	190	RS-Fr.	Tallahassee, Fla./Florida HS
86	Daniel Diamond	TE	6-1	230	RS-Jr.	Charleston, S.C./Presbyterian College
87	Zach Barnett	WR	5-10	186	Fr.	Fairburn, Ga./Landmark Christian
88	Zeke Walters	TE	6-3	236	So.	Birmingham, Ala./Southern Mississippi
89	Connor Beecham	WR	6-1	175	RS-Fr.	Atlanta, Ga./King's Ridge HS
90	Brinson Porter	DE	6-4	211	Fr.	Atlanta, Ga./Wesleyan HS
91	Jeremy Towns	DL	6-4	310	RS-Jr.	Dolomite, Ala./Wenonah HS
92	Jerry Mathis	DL	6-3	292	Fr.	Conyers, Ga./Rockdale County HS
93	Austin Hayes	DL	6-2	254	RS-Sr.	Cedar Bluff, Ala./Cedar Bluff HS
94	Nicholas Williams	DE	6-4	310	RS-Jr.	Birmingham, Ala./Minor HS
95	Greg Peranich	P	6-4	170	RS-Fr.	Pace, Fla./Pace HS
96	Alex Davis	DE	6-2	247	Sr.	Moody, Ala./Briarwood Christian
97	Calvin Ruff	DL	6-0	250	RS-Fr.	Tampa, Fla./Jesuit HS
98	Ethan Howard	DE	6-4	211	Fr.	Germantown, Tenn./1st Assembly Christian
99	Tucker Conway	TE	6-4	234	Fr.	Georgetown, Ky./Scott County HS

2011 SAMFORD FOOTBALL

2011 Samford Football Pronunciation Guide

George Allers	Al-ers
Chinedu Amah	CHIN-a-doo, Ah-MAH
Victor Belen	BEE-lin
Chris Cephus	See-fus
Jauan Davis	Won
Ryan Dudchock	DUDE-chock
Jeremiaha Gates	same as Jeremiah
Chris Graben	Gray-bin
Caleb Hullett	Hugh-lit
Tae Lewis	Tay
Jonathan Sillers	Sill-ers
Jaquiski Tartt	Juh-qua-ski
Dustin Taliaferro	Tolliver
Cameron Yaw	as in Yawl

2011 Samford Football Depth Chart

OFFENSE

LT	74 Charlie Sanford	6-3	300	RS-Jr.
	79 Branden Moore	6-6	290	RS-FR.
LG	78 George Allers	6-4	290	Jr.
	61 Kasey Morrison	6-2	290	So.
C	57 Ryan Dudchock	6-2	290	RS-Jr.
	73 Jordan Boatright	6-3	270	RS-Fr.
RG	58 Joe Collins	6-2	280	Sr.
	67 Chris Graben	6-2	315	RS-Jr.
RT	68 Jacob Kirschenbaum	6-4	290	Jr.
	76 Kyle Champion	6-4	283	Fr.
SE	6 Riley Hawkins	5-10	194	RS-Jr.
	19 Jeremy Brown	6-4	203	Fr.
Slot	17 Chris Cephus	6-2	219	RS-So.
	88 Zeke Walters	6-3	236	So.
FL	11 Kelsey Pope	6-0	205	So.
	18 Kelvin Clay	6-1	182	Fr.
TE	88 Zeke Walters	6-3	236	So.
	34 Sidney Jordan	6-2	255	RS-Fr.
TB	2 Fabian Truss	5-9	190	So.
	37 Stanley Robinson	5-9	196	Fr.
	OR 29 Jeremiaha Gates	5-9	215	Fr.
H-Back	46 David Strider	6-0	260	Sr.
	33 Mason Wald	5-11	220	Sr.
QB	10 Dustin Taliaferro	6-3	225	Sr.
	15 Ben Neill	5-11	182	So.
	12 Trett Hardman	6-4	233	RS-Fr.

DEFENSE

DE	93 Austin Hayes	6-2	254	RS-Sr.
	90 Brinson Porter	6-4	211	Fr.
DT	94 Nicholas Williams	6-4	310	RS-Jr.
	75 Devyn Keith	6-1	275	RS-Sr.
	56 Caleb Hullett	6-2	245	RS-Fr.
NG	75 Devyn Keith	6-1	275	RS-Sr.
	92 Jerry Mathis	6-3	292	Fr.
DE	96 Alex Davis	6-2	247	Sr.
	70 Aaron Bethune	6-3	260	RS-Jr.
SLB	13 Durrell Hill	6-2	238	Jr.
	OR 5 Sean Thompson	6-0	210	Sr.
	55 Austin Storms	5-11	210	RS-So.
MLB	35 Keith Shoulders	6-1	236	RS-Jr.
	4 Justin Shade	5-10	230	So.
WLB	28 Darion Sutton	6-2	235	Jr.
	44 Ben Carpenter	5-11	220	RS-Fr.
CB	39 Tae Lewis	5-11	194	So.
	22 Isaac Cooper	5-10	185	Sr.
	26 Brandon Nettles	6-0	205	RS-Fr.
SS	21 Alvin Hines II	6-1	217	Jr.
	48 Michael Prendergast	5-9	210	Jr.
	38 Chase Inman	6-1	205	RS-Jr.
FS	25 Omar Johnson	5-11	203	RS-Sr.
	27 Jaquiski Tartt	6-1	220	RS-Fr.
CB	3 Corey White	6-1	205	Sr.
	23 Justin Sly	5-11	195	Jr.
	41 Will Tumlin	5-10	188	RS-Jr.

SPECIAL TEAMS

P	95 Greg Peranich	6-4	170	RS-Fr.
	54 Michael O'Neal	6-4	230	RS-Fr.
PK	45 Cameron Yaw	5-11	180	Jr.
KO	45 Cameron Yaw	5-11	180	Jr.
H	15 Ben Neill	5-11	182	So.
LS	62 Ron Wroble	6-0	241	Fr.
	56 Caleb Hullett	6-2	245	RS-Fr.
KR	2 Fabian Truss	5-9	190	So.
PR	6 Riley Hawkins	5-10	194	RS-Jr.

Game 1
No. 3 Georgia Southern 31, Samford 17
Sept. 3, 2011
Seibert Stadium, Birmingham, 8,714

BIRMINGHAM, Ala.—The third-ranked Georgia Southern football team scored 24 second-half points to pull away for a 31-17 win at Samford Saturday night in the season-opener for both teams at Seibert Stadium.

Samford senior quarterback Dustin Taliaferro completed 24-of-39 passes for 277 yards and a touchdown. Sophomore running back Fabian Truss rushed 21 times for 74 yards and a touchdown. Sophomore receiver Kelsey Pope caught six passes for 71 yards, while junior Riley Hawkins had four catches for 50 yards. Freshman Kelvin Clay caught a 42-yard touchdown pass from Taliaferro for his first career score. Overall, Clay had two catches for 40 yards.

Defensively for Samford Alvin Hines II, Durrell Hill and Darion Sutton shared the team lead in tackles with seven each. Alex Davis, Jerry Mathis and Devyn Keith each had a fumble recovery for the Bulldogs. Sean Thompson had a forced fumble.

For Georgia Southern, Robert Brown rushed 20 times for 140 yards and a touchdown. Jerick McKinnon had 12 rushes for 80 yards and two touchdowns. Quarterback Jaybo Shaw rushed 10 times for 30 yards, and he completed 7-of-14 passes for 95 yards.

The Eagles' defense was led by Deion Stanley and Derek Heyden with 10 tackles each. Heyden and Hudson Presume each had an interception for GSU.

The team's played through a scoreless first quarter. The only scoring opportunity in the first quarter came on a 37-yard field goal attempt that Cameron Yaw missed wide left with 5:47 to go in the period.

Georgia Southern scored on the opening drive of the second quarter. McKinnon scored on a two-yard run with 12:52 to go in the second quarter. The score capped a 16-play, 80-yard drive that took 7:55 off the clock. Adrian Mora added the extra point to give the Eagles a 7-0 lead.

Samford answered to tie the score late in the second quarter. Truss ran for a six-yard touchdown with 1:45 to go before halftime. Yaw added the extra point to tie the score at 7-7. The drive started when Thompson caused a fumble and Davis recovered the ball at the Samford 25-yard line. The Bulldogs' scoring drive took eight plays, 75 yard and used 2:45 of the second-quarter clock.

Georgia Southern took the lead again on a six-yard touchdown run by Brown with 6:16 to go in the third quarter. Mora added the PAT to give the Eagles a 14-7 lead. The score capped a six-play, 57-yard drive that lasted 3:36.

Samford cut the GSU lead to 14-10 with 3:26 to go in the third quarter. Yaw connected on a 39-yard field goal to pull the Bulldogs to within four points. The Bulldogs' scoring drive lasted eight plays, 30 yards and took 2:41 off the clock.

On the ensuing kickoff, Georgia Southern's Laron Scott returned the kick 99 yards for an Eagle touchdown. Mora added the extra point to make the score 21-10.

GSU's Mora kicked a 41-yard field goal with 11:26 to go in the game to make the score 24-10. McKinnon later scored on an 18-yard run with 6:04 to go, and Mora added the PAT to push the lead to 31-10.

Samford added the game's final points when Taliaferro hit Clay for a 42-yard touchdown with 43 seconds to go. Yaw kicked the extra point to cut the GSU lead to 31-17. Samford then recovered an on-side kick, but the Bulldogs were unable to score again, as Samford fell by a final score of 31-17.

Score by Quarters	1	2	3	4	Final
No. 3 Georgia Southern	0	7	14	10	31
Samford	0	7	3	7	17

Scoring Summary

2nd 12:52 GSU - McKinnon, J 2 yd run (Mora, Adrian kick), 16-80 7:55
 01:45 SAM - Fabian Truss 6 yd run (Cameron Yaw kick), 8-75 2:45
 3rd 06:16 GSU - Brown, Robert 8 yd run (Mora, Adrian kick), 6-57 3:36
 03:26 SAM - Cameron Yaw 39 yd field goal, 8-30 2:41
 03:13 GSU - Scott, Laron 99 yd kickoff return (Mora, Adrian kick)
 4th 11:26 GSU - Mora, Adrian 41 yd field goal, 9-38 3:29
 06:04 GSU - McKinnon, J 18 yd run (Mora, Adrian kick), 7-60 3:42
 00:43 SAM - Kelvin Clay 42 yd pass from D. Taliaferro (Cameron Yaw kick), 3-48 0:46

	GSU	SAM
FIRST DOWNS	19	19
RUSHES-YARDS (NET)	49-263	34-61
PASSING YDS (NET)	95	277
Passes Att-Comp-Int	14-7-0	40-24-2
TOTAL OFFENSE PLAYS-YARDS	63-358	74-338
Fumble Returns-Yards	0-0	0-0
Punt Returns-Yards	2-9	2-7
Kickoff Returns-Yards	3-116	6-132
Interception Returns-Yards	2-6	0-0
Punts (Number-Avg)	4-43.2	5-37.8
Fumbles-Lost	4-4	0-0
Penalties-Yards	2-24	6-40
Possession Time	31:43	28:17
Third-Down Conversions	4 of 10	9 of 19
Fourth-Down Conversions	0 of 0	0 of 1
Red-Zone Scores-Chances	3-3	2-4
Sacks By: Number-Yards	5-28	0-0

RUSHING: Georgia Southern-Brown, Robert 20-140; McKinnon, J 12-80; Shaw, Jaybo 10-30; Swope, D 3-7; Hickey, Nico 2-5; Wilcox, J.J. 1-3; TEAM 1-minus 2. Samford-Fabian Truss 21-74; Kelsey Pope 4-12; J. Sillers 1-2; D. Taliaferro 8-minus 27.

PASSING: Georgia Southern-Shaw, Jaybo 7-14-0-95. Samford-D. Taliaferro 24-39-2-277; Kelsey Pope 0-1-0-0.

RECEIVING: Georgia Southern-Showers, K 2-18; Brown, Robert 2-14; Bryant, J 1-42; Barker, Patrick 1-14; Sumner, Tyler 1-7. Samford-Kelsey Pope 6-71; Riley Hawkins 4-50; Chris Cephus 3-41; Zeke Walters 3-37; Fabian Truss 3-30; Kelvin Clay 2-40; J. Sillers 1-3; David Strider 1-3; Jeremiaha Gates 1-2.

INTERCEPTIONS: Georgia Southern-Heyden, Derek 1-9; Presume, Hudson 1-minus 3. Samford-None.

FUMBLES: Georgia Southern-Swope, D 1-1; Brown, Robert 1-1; Shaw, Jaybo 1-1; TEAM 1-1. Samford-None.

Game 2
Samford 48, Stillman 6
Sept. 10, 2011
Seibert Stadium, Birmingham, 5,942

BIRMINGHAM, Ala.—The Samford football team rolled up 473 yards of total offense on its way to a 48-6 win over the Stillman Tigers Saturday evening at Seibert Stadium.

Samford sophomore wide receiver Kelsey Pope caught six passes for 52 yards and two touchdowns, and he rushed five times for 74 yards and two scores. The four touchdowns tie a Samford single-game record. The record is shared with five other players, most recently Steve Hayden against Morgan State in 1995.

Sophomore running back Fabian Truss rushed nine times for 76 yards and a touchdown. Truss also returned three kickoffs for an average of 37 yards per return. Senior quarterback Dustin Taliaferro completed 14-of-19 passes for 126 yards and two touchdowns. Backup quarterback Ben Neill completed 6-of-9 passes for 43 yards in his first action at quarterback for the Bulldogs.

Defensively for Samford, Corey White had an interception, which he returned for a 22-yard touchdown. Ben Carpenter led the Bulldogs in tackles with seven. Calvin Ruff had two sacks for the Bulldogs. The Samford defense held Stillman to just 45 rushing yards in the contest.

For Stillman, Dondre Purnell completed 4-of-8 passes for 129 yards and one interception. Damian Ford caught two passes for 106 yards for the Tigers.

Samford put the first points on the scoreboard on the opening drive of the game. Truss scored on a one-yard run to cap a seven-play 43-yard drive that took 2:45 off the clock. Cameron Yaw added the extra point to give Samford a 7-0 lead. In the scoring drive, Truss accounted for 33 of the 43 yards.

On Stillman's first drive, the Tigers' Alejandro Perez-Huerta kicked a 22-yard field goal to cut the Samford lead to 7-3 with 9:38 to go in the first quarter. The score was set up by a 78-yard pass from Purnell to Ford on the first play of the drive, giving Stillman the ball at the Samford five-yard line.

Stillman added another field goal late in the first quarter to cut the Samford lead to 7-6. Huerta kicked his second field goal of the game, this one from 33-yards out with 2:27 to go in the first quarter.

Samford's Pope scored his first touchdown of the day on a 29-yard reverse with 1:14 to go in the first quarter. Yaw added the extra point to extend the Bulldogs' lead to 14-6.

The Bulldogs added another touchdown when Taliaferro hit Pope on an eight-yard touchdown with 9:47 to go in the second quarter. Yaw added the extra point to make the score 21-6.

On Stillman's next possession, Samford's White intercepted a Purnell pass and returned it 22 yards for a touchdown. Yaw added the extra point to push Samford's lead to 28-6 with 8:59 left in the second quarter.

Samford tacked on one more first-half score when Pope ran for a 24-yard touchdown with 2:09 left before halftime. Yaw's PAT gave Samford a 35-6 lead heading into halftime.

Pope scored his fourth touchdown of the game on a 10-yard reception from Taliaferro with 9:49 to go in the third quarter. Yaw's PAT made the score 42-6. Yaw added a 27-yard field goal in the third quarter and a 23-yard kick in the fourth quarter to make the final score 48-6.

Score by Quarters	1	2	3	4	Final
Stillman	6	0	0	0	6
Samford	14	21	10	3	48

Scoring Summary

1st 12:15 SAM - Fabian Truss 1 yd run (Cameron Yaw kick), 7-43 2:45
 09:38 SC - Perez-Huerta,A. 22 yd field goal, 5-78 2:32
 02:27 SC - Perez-Huerta,A. 33 yd field goal, 10-44 5:42
 01:14 SAM - Kelsey Pope 29 yd run (Cameron Yaw kick), 5-71 1:06
 2nd 09:47 SAM - Kelsey Pope 8 yd pass from D. Taliaferro (Cameron Yaw kick), 4-34 0:54
 08:59 SAM - Corey White 22 yd interception return (Cameron Yaw kick)
 02:09 SAM - Kelsey Pope 24 yd run (Cameron Yaw kick), 9-92 3:16
 3rd 09:49 SAM - Kelsey Pope 10 yd pass from D. Taliaferro (Cameron Yaw kick), 9-71 3:03
 00:54 SAM - Cameron Yaw 27 yd field goal, 7-32 2:10
 4th 07:46 SAM - Cameron Yaw 23 yd field goal, 13-77 5:59

	SC	SAM
FIRST DOWNS	11	26
RUSHES-YARDS (NET)	35-45	43-304
PASSING YDS (NET)	186	169
Passes Att-Comp-Int	24-10-2	28-20-0
TOTAL OFFENSE PLAYS-YARDS	59-231	71-473
Fumble Returns-Yards	0-0	0-0
Punt Returns-Yards	1-11	2-82
Kickoff Returns-Yards	5-83	3-111
Interception Returns-Yards	0-0	2-37
Punts (Number-Avg)	9-44.8	2-48.0
Fumbles-Lost	1-0	0-0
Penalties-Yards	15-96	7-67
Possession Time	33:17	26:43
Third-Down Conversions	5 of 16	4 of 11
Fourth-Down Conversions	0 of 0	1 of 2
Red-Zone Scores-Chances	2-2	5-6
Sacks By: Number-Yards	0-0	3-23

RUSHING: Stillman-Allen,Brandon 9-19; Devereux,Schley 10-9; Rutledge,Jaq. 2-7; Holley,Deandre 4-6; Purnell,Dondre 6-5; McAfee,Marcus 3-1; Woods,Timothy 1-minus 1; Jones,KieAndre 0-minus 1. Samford-Fabian Truss 9-76; Kelsey Pope 5-74; Jeremiah Gates 9-54; J. Sillers 4-39; S. Robinson 7-35; Noah Wilson 7-23; D. Taliaferro 1-5; TEAM 1-minus 2.

PASSING: Stillman-Allen,Brandon 6-16-1-57; Purnell,Dondre 4-8-1-129. Samford-D. Taliaferro 14-19-0-126; Ben Neill 6-9-0-43.

RECEIVING: Stillman-Dixon,Roger 3-29; Ford,Damian 2-106; Sturgis,Reese 2-12; Holloway,Des. 2-5; Lanier,Cavaris 1-34. Samford-Kelsey Pope 6-52; Kelvin Clay 3-15; Jauan Davis 3-14; Riley Hawkins 2-27; Jeremy Brown 2-22; Zeke Walters 1-15; Fabian Truss 1-11; Chris Cephus 1-8; Mason Wald 1-5.

INTERCEPTIONS: Stillman-None. Samford-Corey White 1-22; Darion Sutton 1-15.

FUMBLES: Stillman-Devereux,Schley 1-0. Samford-None.

Game 3
No. 8 Wofford 38, Samford 23
Sept. 24, 2011
Gibbs Stadium, Spartanburg, S.C., 7,329

SPARTANBURG, S.C.—The Samford football team dropped a 38-23 Southern Conference decision at eight-ranked Wofford at Gibbs Stadium.

As a team, Wofford rolled up 512 yards of total offense, including 443 yards rushing. Three Wofford running backs ran for over 100 yards. Donovan Johnson rushed 10 times for 173 yards and a touchdown. Eric Breitenstein had 29 rushes for 126 yards and three touchdowns, while quarterback Mitch Allen rushed 16 times for 110 yards and a touchdown.

Samford was led offensively by quarterback Dustin Taliaferro, completing 25-of-41 passes for 231 yards and a touchdown. Kelsey Pope caught eight passes for 96 yards and a touchdown. Fabian Truss was Samford's leading rusher with eight rushes for 26 yards.

Defensively, Durrell Hill led Samford in tackles with seven, including one tackle for a loss. Alvin Hines II had an interception to go along with his three tackles. Devyn Keith had a fumble recovery and Will Tumlin caused a fumble.

Samford got the scoring started on the opening drive of the game. Cameron Yaw kicked a 29-yard field goal to cap the Bulldogs' first drive. The kick gave the Bulldogs a 3-0 lead with 10:32 to go in the first quarter.

Wofford answered with a touchdown on its opening drive. Breitenstein scored on a two-yard run with 4:27 to go in the opening period. Christian Reed added the extra point to give the Terriers a 7-3 lead.

The Bulldogs came back with another field goal. Yaw connected again, this time from 30-yards out. The field goal cut the Terrier lead to 7-6 with 56 seconds left in the first quarter.

Samford took the lead on its first possession of the second quarter. Pope scored on a three-yard run and Yaw added the extra point to give Samford a 13-7 lead with 9:51 left in the second quarter.

The Terriers added a 26-yard field goal by Reed to cut the Samford lead to 13-10 with 7:32 to go in the second quarter. Wofford added another score in the second quarter when Allen scored on a 21-yard run with 51 second to go before halftime. Reed's PAT gave the Terriers a 17-13 lead.

Samford, however drove down the field in the closing seconds of the opening half. Yaw added another field goal, this one from 46-yard out, as time expired in the second quarter. The teams went to halftime with Wofford leading, 17-16.

Wofford scored on the opening possession of the third quarter. Breitenstein scored on an eight-yard run with 9:12 left in the third quarter. Reed added the extra point to give Wofford a 24-16 lead.

Breitenstein added another touchdown on a one-yard run with 8:42 to go in the game. The extra point by Reed made the score 31-16.

Samford's Taliaferro hit Pope for a 61-yard touchdown with 7:31 left in the fourth quarter. Yaw's PAT cut the Wofford lead to 31-23.

Wofford put the final points on the scoreboard when Johnson scored on an 18-yard run with 4:32 left in the game. Reed's extra point made the final score 38-23.

Score by Quarters	1	2	3	4	Final
Samford	6	10	0	7	23
No. 8 Wofford	7	10	7	14	38

Scoring Summary

1st 10:32 SAM - Cameron Yaw 29 yd field goal, 12-46 4:28
 04:27 WOF - E. Breitenstein 2 yd run (Christian Reed kick), 12-50 6:05
 00:56 SAM - Cameron Yaw 30 yd field goal, 9-23 3:31
 2nd 09:51 SAM - Kelsey Pope 3 yd run (Cameron Yaw kick), 10-54 3:50
 07:32 WOF - Christian Reed 26 yd field goal, 6-85 2:19
 00:51 WOF - Mitch Allen 21 yd run (Christian Reed kick), 12-91 5:22
 00:00 SAM - Cameron Yaw 46 yd field goal, 7-31 0:51
 3rd 09:12 WOF - E. Breitenstein 8 yd run (Christian Reed kick), 10-66 5:48
 4th 08:42 WOF - E. Breitenstein 1 yd run (Christian Reed kick), 8-70 4:34
 07:31 SAM - Kelsey Pope 61 yd pass from D. Taliaferro (Cameron Yaw kick), 4-76 1:11
 04:32 WOF - Donovan Johnson 18 yd run (Christian Reed kick), 1-18 0:04

	SAM	WOF
FIRST DOWNS	19	27
RUSHES-YARDS (NET)	25-34	65-443
PASSING YDS (NET)	241	69
Passes Att-Comp-Int	42-26-0	10-5-1
TOTAL OFFENSE PLAYS-YARDS	67-275	75-512
Fumble Returns-Yards	0-0	0-0
Punt Returns-Yards	0-0	0-0
Kickoff Returns-Yards	5-161	4-90
Interception Returns-Yards	1-30	0-0
Punts (Number-Avg)	3-43.7	2-37.0
Fumbles-Lost	3-1	3-1
Penalties-Yards	2-15	9-104
Possession Time	22:17	37:43
Third-Down Conversions	4 of 14	7 of 13
Fourth-Down Conversions	2 of 4	2 of 2
Red-Zone Scores-Chances	3-4	5-6
Sacks By: Number-Yards	1-2	4-25

RUSHING: Samford-Fabian Truss 8-26; J. Sillers 2-21; Kelsey Pope 4-10; Jeremiaha Gates 5-8; Riley Hawkins 1-minus 7; D. Taliaferro 5-minus 24. Wofford-Donovan Johnson 10-173; E. Breitenstein 29-126; Mitch Allen 16-110; Brenton Bersin 2-18; Bryan Youman 2-7; Brad Nocek 2-6; Brody Hingst 2-6; L. Farrar 1-1; Brian Kass 1-minus 4.

PASSING: Samford-D. Taliaferro 25-41-0-231; Kelsey Pope 1-1-0-10. Wofford-Mitch Allen 5-10-1-69.

RECEIVING: Samford-Kelsey Pope 8-96; Riley Hawkins 5-48; Fabian Truss 4-26; Mason Wald 3-29; Chris Cephus 2-17; Zeke Walters 2-10; D. Taliaferro 1-10; David Strider 1-5. Wofford-Jeff Ashley 2-31; Brenton Bersin 2-13; Brad Nocek 1-25.

INTERCEPTIONS: Samford-Alvin Hines II 1-30. Wofford-None.

FUMBLES: Samford-Chris Cephus 1-0; Zeke Walters 1-0; D. Taliaferro 1-1. Wofford-Brian Kass 1-1; TEAM 1-0; Stephon Shelton 1-0.

Game 4
Samford 41, Gardner-Webb 14
Oct. 1, 2011
Seibert Stadium, Birmingham, Ala., 7,726

BIRMINGHAM, Ala.—The Samford football team tallied 464 yards of total offense on its way to a 41-14 non-conference win over the Gardner-Webb Runnin' Bulldogs at Seibert Stadium.

Individually for Samford, quarterback Dustin Taliaferro completed 16-of-29 passes for 290 yards and three touchdowns. Kelsey Pope caught six passes for 125 yards and a touchdown. Fabian Truss rushed 13 times for 86 yards and a touchdown. Chris Cephus had two catches for 40 yards and a score.

Samford's Phillip Ketcham blocked a punt and Stanley Robinson returned it for a touchdown in the first quarter. Aaron Bethune, starting in place of injured Alex Davis, led the defense with seven tackles and a fumble recovery. Alvin Hines II and Keith Shoulders also had seven tackles each. Truss also returned two kicks for a total of 83 yards.

For Gardner-Webb, Kenny Little rushed 27 times for 162 yards and a touchdown. Exavier Johnson completed 7-of-20 passes for 77 yards and a touchdown.

After the Samford defense forced a three-and-out on Gardner-Webb's first possession, Ketcham blocked the ensuing punt and Robinson returned it 13 yards for a touchdown. Cameron Yaw kicked the extra point for a 7-0 Samford lead with 12:49 to go in the first quarter. The play marked the first time a Samford player returned a blocked punt for a touchdown since Darion Sutton returned a blocked punt 24 yards for a score against Newberry College on Sept. 16, 2010.

On Samford's first offensive possession of the game, the Bulldogs struck for another score. Taliaferro hit Pope for a 60-yard touchdown pass with 8:57 to go in the first quarter. Yaw's extra point gave Samford a 14-0 lead.

Gardner-Webb got on the scoreboard when Johnson hit Jordan Paul for a 24-yard score. Trever Austin added the extra point to cut the Samford lead to 14-7 with 4:53 left in the first quarter.

Samford added to its lead again when Yaw kicked a 27-yard field goal. Yaw's kick gave Samford a 17-7 lead with 2:07 remaining in the first quarter. Yaw added another field goal, this one from 20-yards out, with 8:13 left in the second quarter to push Samford's lead to 20-7.

Samford struck again when Taliaferro hit Cephus on a 25-yard touchdown on a 4th-and-11 play with 7:05 to go in the second quarter. Yaw's PAT gave Samford a 27-7 lead.

Samford got the second-half scoring started when Truss scored on a 17-yard run with 10:00 to go in the third quarter. Yaw's PAT pushed Samford's lead to 34-7.

On the first play of the fourth quarter, Taliaferro hit Kelvin Clay for a seven-yard touchdown. Yaw kicked the extra point to make the score 41-7.

Gardner-Webb put the final points on the scoreboard when Little scored on a 42-yard run. Austin added the extra point to make the final score 41-14.

Score by Quarters	1	2	3	4	Final
Gardner-Webb	7	0	0	7	14
Samford	17	10	7	7	41

Scoring Summary

1st 12:49 SAM - S. Robinson 13 yd blocked punt return (Cameron Yaw kick)

08:57 SAM - Kelsey Pope 60 yd pass from D. Taliaferro (Cameron Yaw kick), 6-80 1:26

04:53 GWU - PAUL, J. 24 yd pass from JOHNSON, E. (AUSTIN, T. kick), 10-83 3:58

02:07 SAM - Cameron Yaw 27 yd field goal, 8-35 2:36

2nd 08:13 SAM - Cameron Yaw 20 yd field goal, 9-60 2:23

07:05 SAM - Chris Cephus 25 yd pass from D. Taliaferro (Cameron Yaw kick), 4-24 0:56

3rd 10:00 SAM - Fabian Truss 17 yd run (Cameron Yaw kick), 5-73 1:12

4th 14:55 SAM - Kelvin Clay 7 yd pass from D. Taliaferro (Cameron Yaw kick), 10-56 3:20

14:19 GWU - LITTLE, K. 42 yd run (AUSTIN, T. kick), 2-58 0:28

	GWU	SAM
FIRST DOWNS	20	20
RUSHES-YARDS (NET)	42-204	48-160
PASSING YDS (NET)	127	304
Passes Att-Comp-Int	27-11-0	32-18-0
TOTAL OFFENSE PLAYS-YARDS	69-331	80-464
Fumble Returns-Yards	0-0	0-0
Punt Returns-Yards	2-16	4-38
Kickoff Returns-Yards	6-91	2-83
Interception Returns-Yards	0-0	0-0
Punts (Number-Avg)	9-38.2	6-41.7
Fumbles-Lost	3-1	1-0
Penalties-Yards	7-60	7-70
Possession Time	30:55	29:05
Third-Down Conversions	4 of 16	10 of 21
Fourth-Down Conversions	1 of 1	1 of 2
Red-Zone Scores-Chances	1-2	5-5
Sacks By: Number-Yards	1-2	2-18

RUSHING: Gardner-Webb-LITTLE, K. 27-162; RHODES, R. 6-64; TEAM 1-minus 2; JULES, R. 1-minus 4; JOHNSON, E. 2-minus 7; BROWNING, C. 5-minus 9. Samford-Fabian Truss 13-86; Jeremiaha Gates 11-37; S. Robinson 5-20; J. Sillers 8-15; Noah Wilson 3-8; D. Taliaferro 4-minus 1; Ben Neill 1-minus 2; Kelsey Pope 3-minus 3.

PASSING: Gardner-Webb-JOHNSON, E. 7-20-0-77; BROWNING, C. 4-7-0-50. Samford-D. Taliaferro 16-29-0-290; Ben Neill 2-2-0-14; TEAM 0-1-0-0.

RECEIVING: Gardner-Webb-RHODES, R. 3-8; PERRY III, J. 2-32; JULES, R. 2-18; LITTLE, K. 2-14; DUGAS, J. 1-31; PAUL, J. 1-24. Samford-Kelsey Pope 6-125; Zeke Walters 2-52; Chris Cephus 2-40; Riley Hawkins 2-24; Kelvin Clay 2-19; Fabian Truss 2-16; J. Rodriguez 1-26; Jauan Davis 1-2.

INTERCEPTIONS: Gardner-Webb-None. Samford-None.

FUMBLES: Gardner-Webb-BROWNING, C. 2-0; LITTLE, K. 1-1. Samford-S. Robinson 1-0.

Game 5
Samford 26, Furman 21
Oct. 8, 2011
Paladin Stadium, Greenville, S.C., 9,152

GREENVILLE, S.C.—The Samford football team built a 16-point first-half lead and held on for a 26-21 Southern Conference road win at Furman at Paladin Stadium.

Offensively for Samford, Fabian Truss rushed 26 times for a career-high 136 yards. Dustin Taliaferro completed 22-of-35 passes for 234 yards, three touchdowns and one interception. Kelsey Pope caught eight passes for 104 yards and a touchdown. Chris Cephus and Riley Hawkins also had touchdown catches for Samford.

Defensively for the Bulldogs, Alvin Hines II led the team with nine tackles and an interception. Corey White had six tackles and an interception. Omar Johnson contributed an interception in the fourth quarter to stop a late drive by the Paladins.

In addition to his rushing yards, Truss returned three kickoffs for 75 yards. Cameron Yaw made both of his field goal attempts, making kicks from 39 and 32 yards out. Greg Peranich punted six times for an average of 41.0 yards per punt, including a long kick of 48 yards.

For Furman, Chris Forcier completed 27-of-45 passes for 356 yards, three touchdowns and three interceptions. Colin Anderson caught nine passes for 110 yards and a touchdown. Tyler Maples had seven catches for 143 yards and a touchdown.

Samford struck first when Yaw kicked a 39-yard field goal to cap the Bulldogs' opening drive of the game. The kick gave Samford a 3-0 lead with 12:00 to go in the first quarter.

The Bulldogs added to their lead when Taliaferro hit Cephus on a six-yard touchdown with 2:23 to go in the second quarter. Yaw's extra point gave Samford a 10-0 lead.

Taliaferro threw his second touchdown pass of the first half, hitting Hawkins on a 21-yard touchdown with 56 seconds to go in the second quarter. Yaw's extra-point attempt was blocked to make the score 16-0.

Furman drove inside the Samford 20-yard line on its last drive of the first half. White, however, picked off a Forcier pass to end the half with Samford leading, 16-0.

Furman put its first points on the scoreboard when Forcier hit Anderson for a 14-yard touchdown with 11:31 to go in the third quarter. Ray Early added the extra point to make the score 16-7.

On Furman's next possession, Forcier hit Maples for a 66-yard touchdown with 7:43 left in the third quarter. Early's extra point cut the Samford lead to 16-14.

Yaw kicked his second field goal of the game, this one from 32-yards out, with 14:16 to go in the fourth quarter. The field goal pushed Samford's lead to 19-14.

Samford put its final points on the scoreboard when Taliaferro hit Pope for an eight-yard score with 8:21 left in the game. Yaw's extra point made the score 26-14.

Furman added one final touchdown with 6:09 to go in the game. Forcier hit Tersoo Uhaa for a 13-yard touchdown and Forcier added the extra point to cut Samford's lead to 26-21.

The Paladins drove to the Samford 40-yard line before Johnson picked off a Forcier pass at the 17-yard line to end the threat with 1:52 to go in the game. Furman got one final possession, and drove to the Samford 38-yard line, but the Bulldogs held on to secure the win.

The win ends Furman's seven-game win streak in the series. It was Samford's first win over Furman since 1969.

Score by Quarters	1	2	3	4	Final
Samford	3	13	0	10	26
Furman	0	0	14	7	21

Scoring Summary

1st 12:00 SAM - Cameron Yaw 39 yd field goal, 9-36 3:00
 2nd 02:23 SAM - Chris Cephus 6 yd pass from D. Taliaferro (Cameron Yaw kick), 12-82 4:40
 00:56 SAM - Riley Hawkins 21 yd pass from D. Taliaferro (Cameron Yaw kick blockd), 4-25 0:54
 3rd 11:31 FUR - Colin Anderson 14 yd pass from Chris Forcier (Ray Early kick), 7-38 3:19
 07:43 FUR - Tyler Maples 66 yd pass from Chris Forcier (Ray Early kick), 3-83 1:29
 4th 14:16 SAM - Cameron Yaw 32 yd field goal, 6-32 2:29
 08:21 SAM - Kelsey Pope 8 yd pass from D. Taliaferro (Cameron Yaw kick), 9-85 3:16
 06:09 FUR - Tersoo Uhaa 13 yd pass from Chris Forcier (Ray Early kick), 6-60 2:06

	SAM	FUR
FIRST DOWNS	21	20
RUSHES-YARDS (NET)	44-181	26-71
PASSING YDS (NET)	234	356
Passes Att-Comp-Int	35-22-1	45-27-3
TOTAL OFFENSE PLAYS-YARDS	79-415	71-427
Fumble Returns-Yards	0-0	0-0
Punt Returns-Yards	0-0	4-27
Kickoff Returns-Yards	3-75	5-160
Interception Returns-Yards	3-73	1-0
Punts (Number-Avg)	6-41.0	6-30.2
Fumbles-Lost	2-1	0-0
Penalties-Yards	6-44	6-55
Possession Time	30:35	29:25
Third-Down Conversions	6 of 16	6 of 15
Fourth-Down Conversions	1 of 2	0 of 0
Red-Zone Scores-Chances	3-3	2-4
Sacks By: Number-Yards	4-20	1-11

RUSHING: Samford-Fabian Truss 26-136; Kelsey Pope 3-19; J. Sillers 6-16; Jeremiaha Gates 5-14; S. Robinson 1-3; D. Taliaferro 3-minus 7. Furman-J. Williams 10-25; Chris Forcier 10-24; Hank McCloud 6-22.

PASSING: Samford-D. Taliaferro 22-35-1-234. Furman-Chris Forcier 27-45-3-356.

RECEIVING: Samford-Kelsey Pope 8-104; Chris Cephus 3-55; Fabian Truss 3-3; Riley Hawkins 2-32; Mason Wald 2-4; Kelvin Clay 1-15; Jauan Davis 1-15; Zeke Walters 1-7; J. Sillers 1-minus 1. Furman-Colin Anderson 9-110; Tyler Maples 7-143; Tersoo Uhaa 3-30; S. Cunningham 2-32; J. Williams 2-11; Will King 2-10; Daniel McFadden 1-16; Hank McCloud 1-4.

INTERCEPTIONS: Samford-Corey White 1-45; Omar Johnson 1-26; Alvin Hines II 1-2. Furman-Greg Worthy 1-0.

FUMBLES: Samford-Jauan Davis 1-1; D. Taliaferro 1-0. Furman-None.

Game 6
Samford 43, Elon 31
Oct. 15, 2011
Seibert Stadium, Birmingham, Ala., 5,703

BIRMINGHAM, Ala.—Samford sophomore running back Fabian Truss rushed for a career-high 191 yards and three touchdowns, and the Bulldog defense forced six turnovers on the way to a 43-31 Southern Conference win over Elon at Seibert Stadium.

Truss rushed 26 times for his career-high total. Jonathan Sillers rushed eight times for 81 yards and a touchdown. Quarterback Dustin Taliaferro completed 16-of-21 passes for 115 yards in the win. Riley Hawkins led Samford's receivers with eight catches for 89 yards. Defensively for Samford, Corey White had 12 tackles, an interception and a forced fumble. Darion Sutton, Omar Johnson and Keith Shoulders each had an interception for the Bulldogs.

For Elon, Thomas Wilson completed 35-of-60 passes for 312 yards, two touchdowns and four interceptions. Aaron Millette had 15 receptions for 171 yards and a touchdown for the Phoenix. Joshua Jones led the Elon defense with 11 tackles.

Samford jumped on top first on the Bulldogs' opening drive of the game. Cameron Yaw kicked a 21-yard field goal to put the Bulldogs on top, 3-0, with 11:50 to go in the first quarter. The Bulldogs scored again on their next drive. Sillers scored on a two-yard run, and Yaw's extra point gave Samford a 10-0 lead with 5:13 to go in the first quarter.

Elon got on the scoreboard when Wilson hit Millette for a five-yard touchdown with 14:15 left in the second quarter. Adam Shreiner added the extra point to cut the Samford lead to 10-7.

Samford answered on its next drive when Truss scored on a 64-yard touchdown run with 10:15 left in the second quarter. Yaw's extra point gave Samford a 17-7 lead. Truss' run was the longest play from scrimmage for the Bulldogs this season. Kelsey Pope scored on a 14-yard run with 3:59 to go in the second quarter to make it 24-7.

Elon scored twice before halftime. Christian Dennis caught a five-yard touchdown pass from Wilson with 1:52 to go in the second quarter, and Shreiner added the PAT to make the score 24-14. After a Samford fumble, Shreiner kicked a 50-yard field goal with nine seconds to go before halftime to cut the Samford lead to 24-17.

On the opening kickoff of the second half, Samford's Ben Carpenter recovered an Elon fumble, giving the Bulldogs the ball at the Elon 35-yard line. The Bulldogs scored on a three-yard run by Truss with 13:03 left in the third quarter. Yaw's PAT made the score 31-17.

Samford's Shoulders picked off a Wilson pass on the second play of Elon's first possession of the third quarter, giving Samford the ball at the Elon 31-yard line. Yaw kicked a 29-yard field goal to give Samford a 34-17 lead with 10:24 to go in the third quarter.

Elon fumbled the ensuing kickoff, and Prendergast recovered the ball at the Phoenix's one-yard line. The Bulldogs were unable to punch it in, but Yaw added a 20-yard field goal to make the score 37-17.

Elon's Gary Coates blocked a Peranich punt and A.J. Harris returned it 16 yards for a touchdown with 2:55 to go in the third quarter. Shreiner added the PAT to cut the Samford lead to 37-24. The Phoenix added one more score in the third quarter. Dontay Taylor scored on a two-yard run with 16 seconds to go in the third quarter and Shreiner's PAT pulled Elon to within six points at 37-31.

Samford, however, answered with Truss' third score of the day, this one on a one-yard run with 8:15 left in the fourth quarter to make the final score 43-31.

Score by Quarters	1	2	3	4	Final
Elon	0	17	14	0	31
Samford	10	14	13	6	43

Scoring Summary

1st 11:50 SAM - Cameron Yaw 21 yd field goal, 9-62 3:10 0 - 3
05:13 SAM - J. Sillers 2 yd run (Cameron Yaw kick), 13-80 4:17 0 - 10
2nd 14:15 ELON - Aaron Mellette 5 yd pass from Thomas Wilson (Adam Shreiner kick), 15-80 5:58 7 - 10
10:15 SAM - Fabian Truss 64 yd run (Cameron Yaw kick), 6-86 2:05 7 - 17
03:59 SAM - Kelsey Pope 14 yd run (Cameron Yaw kick), 3-41 0:45 7 - 24
01:52 ELON - C. Dennis 5 yd pass from Thomas Wilson (Adam Shreiner kick), 9-75 2:03 14 - 24
00:09 ELON - Adam Shreiner 50 yd field goal, 9-38 0:58 17 - 24
3rd 13:03 SAM - Fabian Truss 3 yd run (Cameron Yaw kick), 6-35 1:47 17 - 31
10:24 SAM - Cameron Yaw 29 yd field goal, 7-19 2:36 17 - 34
08:20 SAM - Cameron Yaw 20 yd field goal, 4-1 1:48 17 - 37
02:55 ELON - A.J. Harris 16 yd blocked punt return (Adam Shreiner kick) 24 - 37
00:16 ELON - Dontay Taylor 2 yd run (Adam Shreiner kick), 4-33 1:27 31 - 37
4th 08:15 SAM - Fabian Truss 1 yd run (D. Taliaferro pass failed), 4-17 1:22 31 - 43

	ELON	SAM
FIRST DOWNS	24	20
RUSHES-YARDS (NET)	28-59	60-348
PASSING YDS (NET)	312	115
Passes Att-Comp-Int	61-35-4	21-16-1
TOTAL OFFENSE PLAYS-YARDS	89-371	81-463
Fumble Returns-Yards	0-0	1-6
Punt Returns-Yards	2-34	1-0
Kickoff Returns-Yards	7-80	5-94
Interception Returns-Yards	1-28	4-30
Punts (Number-Avg)	5-35.0	5-37.6
Fumbles-Lost	4-2	3-2
Penalties-Yards	5-30	7-75
Possession Time	28:18	31:32
Third-Down Conversions	11 of 19	7 of 18
Fourth-Down Conversions	1 of 2	1 of 1
Red-Zone Scores-Chances	3-3	7-7
Sacks By: Number-Yards	1-10	4-26

RUSHING: ELON-A.J. Harris 10-39; Dontay Taylor 10-38; David Wood 1-4; Jamal Shuman 1-0; Thomas Wilson 5-minus 8; Mike Quinn 1-minus 14. Samford-Fabian Truss 26-191; J. Sillers 8-81; Kelsey Pope 5-23; D. Taliaferro 7-23; S. Robinson 11-22; Riley Hawkins 1-9; Mason Wald 1-0; TEAM 1-minus 1.

PASSING: ELON-Thomas Wilson 35-60-4-312; TEAM 0-1-0-0; Mike Quinn 0-0-0-0. Samford-D. Taliaferro 16-21-1-115.

RECEIVING: ELON-Aaron Mellette 15-171; A.J. Harris 8-54; C. Dennis 5-46; Rasaun Rorie 2-33; Jeremy Peterson 2-7; Jamal Shuman 2-minus 6; A. Labinowicz 1-7. Samford-Riley Hawkins 8-89; Kelsey Pope 5-1; Zeke Walters 1-18; David Strider 1-10; Jeremiaha Gates 1-minus 3.

INTERCEPTIONS: ELON-Blake Thompson 1-28. Samford-Darion Sutton 1-28; Corey White 1-2; Keith Shoulders 1-0; Omar Johnson 1-0.

FUMBLES: ELON-Dontay Taylor 2-0; Tario Hunter 1-1; Matt Eastman 1-1. Samford-Riley Hawkins 1-1; Jeremiaha Gates 1-0; J. Sillers 1-1.

Game 7
No. 6 Appalachian State 35, Samford 17
Oct. 22, 2011
Kidd Brewer Stadium, Boone, N.C., 28,912

BOONE, N.C.—The Samford football team dropped a 35-17 decision to sixth-ranked Appalachian State in Southern Conference action at Kidd Brewer Stadium.

For Samford offensively, quarterback Dustin Taliaferro completed 27-of-42 passes for 253 yards, a touchdown and two interceptions. Chris Cephus caught six passes for 81 yards and a touchdown, while Riley Hawkins had four receptions for 72 yards and a touchdown. Fabian Truss led the Samford running game with 16 rushes for 65 yards.

Defensively for the Bulldogs, Alvin Hines II had 10 tackles, including six solo stops. Corey White had an interception for the third-straight game, to go along with his four tackles. Place-kicker Cameron Yaw was good on his lone field goal attempt, and he made both of his extra-point attempts. Greg Peranich averaged 41.3 yards on six punts.

For ASU, Travaris Cadet rushed 22 times for 139 yards and two touchdowns. Jamal Jackson completed 19-of-30 passes for 290 yards, two touchdowns and an interception. Brian Quick caught four passes for 100 yards and a touchdown, while Tony Washington had six receptions for 78 yards and a touchdown.

The Mountaineer defense was led by Jeremy Kimbrough with nine tackles and a fumble recovery. Troy Sanders also had nine tackles for ASU.

Samford struck first when Yaw kicked a 39-yard field goal with 7:28 to go in the first quarter. The kick gave the Bulldogs an early 3-0 lead.

Appalachian State put its first points on the scoreboard on the third play of the second quarter. Jackson scored on a two-yard run. Drew Stewart added the extra point to give the Mountaineers a 7-3 lead with 14:00 to go in the second quarter.

The Mountaineers struck again when Cadet scored on a five-yard run with 7:08 to go in the second quarter. Stewart's extra point gave ASU a 14-3 lead.

Samford answered with its first touchdown of the game. Taliaferro hit Hawkins for a nine-yard touchdown with 2:38 left in the second quarter. Yaw's extra point cut the ASU lead to 14-10.

ASU added one more score before halftime. Two plays after a running into the kicker penalty against Samford extended ASU's drive, Jackson hit Quick on a 69-yard touchdown with 1:14 to go in the second quarter. Stewart's PAT gave the Mountaineers a 21-10 lead.

The Mountaineers added to their lead with a 41-yard touchdown pass from Jackson to Washington with 10:38 to go in the third quarter. Stewart added the PAT to make the score 28-10.

ASU's Cadet scored on a 12-yard run with 11:56 left in the fourth quarter. Stewart's extra point extended the Mountaineers' lead to 35-10.

Samford backup quarterback Ben Neill hit Cephus on a 32-yard touchdown with 11:06 left in the game. Yaw's PAT made the final score 35-17.

Score by Quarters	1	2	3	4	Final
Samford	3	7	0	7	17
No. 6 Appalachian State	0	21	7	7	35

Scoring Summary

1st 07:28 SAM - Cameron Yaw 39 yd field goal, 10-73 3:03
 2nd 14:00 ASU - Jamal Jackson 2 yd run (Drew Stewart kick), 9-74 2:45
 07:08 ASU - Travaris Cadet 5 yd run (Drew Stewart kick), 7-84 3:19
 02:38 SAM - Riley Hawkins 9 yd pass from D. Taliaferro (Cameron Yaw kick), 12-70 4:24
 01:14 ASU - Brian Quick 69 yd pass from Jamal Jackson (Drew Stewart kick), 5-80 1:24
 3rd 10:38 ASU - Tony Washington 41 yd pass from Jamal Jackson (Drew Stewart kick), 3-44 1:03
 4th 11:56 ASU - Travaris Cadet 12 yd run (Drew Stewart kick), 13-86 6:41
 11:06 SAM - Chris Cephus 32 yd pass from Ben Neill (Cameron Yaw kick), 3-56 0:39

	SAM	ASU
FIRST DOWNS	21	26
RUSHES-YARDS (NET)	28-84	42-229
PASSING YDS (NET)	296	290
Passes Att-Comp-Int	44-29-2	30-19-1
TOTAL OFFENSE PLAYS-YARDS	72-380	72-519
Fumble Returns-Yards	0-0	1-15
Punt Returns-Yards	1-8	2-29
Kickoff Returns-Yards	5-122	3-79
Interception Returns-Yards	1-0	2--53
Punts (Number-Avg)	7-37.9	4-37.2
Fumbles-Lost	1-1	2-1
Penalties-Yards	4-30	4-30
Possession Time	27:20	32:40
Third-Down Conversions	7 of 15	7 of 14
Fourth-Down Conversions	0 of 0	1 of 1
Red-Zone Scores-Chances	1-2	3-5
Sacks By: Number-Yards	0-0	3-7

RUSHING: Samford-Fabian Truss 16-65; D. Taliaferro 7-18; S. Robinson 3-4; J. Sillers 1-minus 1; Kelsey Pope 1-minus 2. Appalachian State-Travaris Cadet 22-139; Steven Miller 11-44; Jamal Jackson 7-40; Andrew Peacock 2-6.

PASSING: Samford-D. Taliaferro 27-42-2-253; Kelsey Pope 1-1-0-11; Ben Neill 1-1-0-32. Appalachian State-Jamal Jackson 19-30-1-290.

RECEIVING: Samford-Chris Cephus 6-81; Kelsey Pope 6-53; Riley Hawkins 4-72; S. Robinson 3-6; Jauan Davis 2-31; David Strider 2-13; Fabian Truss 2-5; D. Taliaferro 1-11; Sidney Jordan 1-9; Jeremiaha Gates 1-8; Kelvin Clay 1-7. Appalachian State-Tony Washington 6-78; Brian Quick 4-100; Andrew Peacock 3-55; Steven Miller 3-36; Travaris Cadet 2-11; Ben Jorden 1-10.

INTERCEPTIONS: Samford-Corey White 1-0. Appalachian State-Rodger Walker 1-27; DeAndre Presley 1-minus 80.

FUMBLES: Samford-Kelsey Pope 1-1. Appalachian State-Travaris Cadet 1-0; Steven Miller 1-1.

Game 8
Samford 52, Western Carolina 24
Oct. 29, 2011
Seibert Stadium, Birmingham, Ala., 6,317

BIRMINGHAM, Ala.—The Samford football team rushed for 303 yards and had 463 yards of total offense on its way to a 52-24 Southern Conference and homecoming win over Western Carolina at Seibert Stadium.

Sophomore running back Fabian Truss rushed 12 times for 99 yards and a touchdown. Truss also had two kickoff returns for 88 yards, including an 82-yard return for a touchdown in the third quarter. Stanley Robinson rushed seven times for a career-high 68 yards and the first two touchdowns of his collegiate career.

Dustin Taliaferro completed 14-of-25 passes for 124 yards, one touchdown and one interception. Taliaferro also caught a touchdown pass on a reverse-pass from Kelsey Pope. Kelvin Clay led Samford's receivers with five catches for 44 yards and a touchdown.

Defensively for Samford, Omar Johnson had a career-high 12 tackles, including eight solo stops. Darion Sutton and Justin Shade had eight tackles each. Alvin Hines II had an interception, which he returned 33 yards for a touchdown. Punter Greg Peranich punted four times for an average of 44.2 yards per kick. Cameron Yaw made his lone field goal attempt of the game, and he was 7-for-7 in extra-point attempts.

For Western Carolina, Zac Brindise completed 16-of-32 passes for 196 yards, two touchdowns and an interception. Gary Green had four catches for 74 yards and a touchdown. Michael Vaughn rushed 30 times for 83 yards for the Catamounts. Rock Williams led the WCU defense with seven tackles and an interception.

After the Samford defense held Western Carolina to a three-and-out on its first possession, the Samford offense struck quickly to put the first points on the scoreboard. On Samford's first offensive play, Truss ran 61 yards for a touchdown. Yaw added the extra point to give Samford a 7-0 lead with 13:38 to go in the first quarter.

After a Samford fumble gave Western Carolina the ball at the Bulldog 25-yard line, the Catamounts tied the score on the very next play when Brindise hit George Richardson for the score with 12:20 left in the first quarter. Clark Sechrest's extra point tied the score at 7-7.

Samford took the lead again when Robinson scored on a 20-yard run with 10:46 left in the first quarter. Yaw's PAT gave Samford a 14-7 lead. On Western Carolina's next possession, Samford's Hines picked off a Brindise pass and returned it 33 yards for a touchdown. It was Hines' third interception of the season and the first he has returned for a touchdown in his career. Yaw added the PAT to make the score 21-7 with 9:36 left in the first quarter.

Western Carolina's Sechrest kicked a 26-yard field goal to cut the Samford lead to 21-10 with 5:52 left in the first quarter.

Early in the second quarter, WCU's Williams intercepted a Taliaferro pass. During the return, Williams fumbled and Brandon Vaught recovered the fumble in the end zone for a Catamount touchdown. Sechrest added the PAT to make the score 21-17 with 14:03 left in the second quarter.

Samford's Truss took the ensuing kickoff back 82 yards for a touchdown. Yaw added the extra point to push Samford's lead to 28-17. The play marked the first time a Samford player has returned a kickoff for a touchdown since Sept. 22, 2007, when Alex Barnett took a kickoff back for 95 yards against Southeast Missouri.

The Bulldogs added one more score before halftime. Yaw kicked a 39-yard field goal as time expired to give Samford a 31-17 lead heading into halftime.

Robinson ran for his second touchdown of the game, this one from 21 yards out with 8:40 left in the third quarter. Yaw's PAT gave Samford a 38-17 lead. Taliaferro hit Clay for a six-yard touchdown with 4:07 remaining in the third quarter, and Yaw kicked the PAT to push Samford's lead to 45-17.

WCU's Brindise hit Green for a 29-yard score with 1:43 to go in the third quarter. Sechrest kicked the extra point to make the score 45-24.

Samford put the final points on the scoreboard on the first play of the fourth quarter. Pope hit Taliaferro on a reverse-pass for a 17-yard touchdown with 14:53 to go in the game. Yaw's PAT made the final score 52-24.

Score by Quarters	1	2	3	4	Final
Western Carolina	10	7	7	0	24
Samford	21	10	14	7	52

Scoring Summary

1st 13:38 SAM - Fabian Truss 61 yd run (Cameron Yaw kick), 1-61 0:11
 12:20 WCU - G. Richardson 25 yd pass from Zac Brindise (Clark Sechrest kick), 1-25 0:08
 10:46 SAM - S. Robinson 20 yd run (Cameron Yaw kick), 7-73 1:26
 09:36 SAM - Alvin Hines II 33 yd interception return (Cameron Yaw kick)
 05:52 WCU - Clark Sechrest 26 yd field goal, 12-66 3:36
 2nd 14:03 WCU - Brandon Vaught 0 yd fumble recovery (Clark Sechrest kick)
 13:49 SAM - Fabian Truss 82 yd kickoff return (Cameron Yaw kick)
 00:00 SAM - Cameron Yaw 39 yd field goal, 12-58 3:06
 3rd 08:40 SAM - S. Robinson 21 yd run (Cameron Yaw kick), 6-63 1:41
 04:07 SAM - Kelvin Clay 6 yd pass from D. Taliaferro (Cameron Yaw kick), 11-70 3:06
 01:43 WCU - Gary Green 29 yd pass from Zac Brindise (Clark Sechrest kick), 7-58 2:19
 4th 14:53 SAM - D. Taliaferro 17 yd pass from Kelsey Pope (Cameron Yaw kick), 6-68 1:42

	WCU	SAM
FIRST DOWNS	20	23
RUSHES-YARDS (NET)	57-172	44-303
PASSING YDS (NET)	196	160
Passes Att-Comp-Int	32-16-1	30-17-1
TOTAL OFFENSE PLAYS-YARDS	89-368	74-463
Fumble Returns-Yards	1-20	0-0
Punt Returns-Yards	2-0	1-9
Kickoff Returns-Yards	6-115	4-108
Interception Returns-Yards	1-11	1-33
Punts (Number-Avg)	8-35.2	6-41.8
Fumbles-Lost	1-0	3-1
Penalties-Yards	5-55	5-49
Possession Time	34:21	25:39
Third-Down Conversions	7 of 23	8 of 17
Fourth-Down Conversions	1 of 3	0 of 0
Red-Zone Scores-Chances	1-3	3-4
Sacks By: Number-Yards	0-0	2-1

RUSHING: Western Carolina-Michael Vaughn 30-83; Michael Johnson 16-62; Zac Brindise 8-21; G. Richardson 1-6; Garrett Brown 1-2; Jacoby Mitchell 1-minus 2. Samford-Fabian Truss 12-99; S. Robinson 7-68; Jeremiaha Gates 7-56; D. Taliaferro 8-49; Kelsey Pope 2-26; Noah Wilson 3-9; Ben Neill 2-4; TEAM 2-minus 4; Connor Lowery 1-minus 4.

PASSING: Western Carolina-Zac Brindise 16-32-1-196. Samford-D. Taliaferro 14-25-1-124; Connor Lowery 2-2-0-19; Ben Neill 0-2-0-0; Kelsey Pope 1-1-0-17.

RECEIVING: Western Carolina-Jacoby Mitchell 5-38; Gary Green 4-74; Garrett Brown 2-30; Andrew Rogers 2-11; G. Richardson 1-25; Deja Alexander 1-11; Taylor Spangler 1-7. Samford-Kelvin Clay 5-44; Fabian Truss 3-29; Jeremy Brown 2-12; David Strider 2-8; Kelsey Pope 1-23; D. Taliaferro 1-17; Riley Hawkins 1-10; Jeremiaha Gates 1-10; Chris Cephus 1-7.

INTERCEPTIONS: Western Carolina-Rock Williams 1-11. Samford-Alvin Hines II 1-33.

FUMBLES: Western Carolina-Rock Williams 1-0. Samford-Riley Hawkins 1-0; Connor Lowery 1-0; Fabian Truss 1-1.

Game 9
Chattanooga 24, Samford 9
Nov. 5, 2011
Seibert Stadium, Birmingham, Ala., 6,522

BIRMINGHAM, Ala.—The Samford football team fell at home to Southern Conference rival Chattanooga, 24-9, at Seibert Stadium in the Bulldogs' final home game of the 2011 season.

The Samford defense held Chattanooga to just 228 yards of total offense, but a couple of costly turnovers and a missed field goal hurt the Bulldogs' cause. UTC's Wes Dothard returned a Samford fumble 43 yards for a touchdown in the third quarter, and the Mocs' Chaz Moore intercepted a Samford pass in the end zone on a second-and-goal play from the five-yard line early in the fourth quarter.

For Samford offensively, Kelsey Pope caught 10 passes for 82 yards. Riley Hawkins had five catches for 65 yards, while Chris Cephus hauled in four passes for 48 yards. Dustin Taliaferro completed 24-of-43 passes for 250 yards and an interception. Fabian Truss rushed 10 times for 46 yards to lead the Bulldogs' running backs.

Alex Davis led the Samford defense with seven tackles, all solo, including three tackles for a loss. Darion Sutton also had seven tackles, including six solo stops. Cameron Yaw produced all of Samford's nine points, making 3-of-4 field goal attempts.

Chattanooga was led offensively by Graham Nichols, completing 11-of-17 passes for 66 yards. Joel Bradford had four catches for 27 yards. Terrell Robinson and Taharin Tyson each had rushing touchdowns for the Mocs.

Ryan Consiglio had 14 tackles to lead the UTC defense. Dothard had the fumble recovery and return for a touchdown, while Moore had the game's lone interception.

Chattanooga struck first, scoring the game's first touchdown late in the first quarter. With 10 seconds to go in the opening quarter, UTC quarterback Robinson scored on a three-yard run. Nick Pollard added the extra point to give the Mocs a 7-0 lead.

Samford put its first points on the scoreboard when Yaw kicked a 36-yard field goal. Yaw's kick cut the UTC lead to 7-3 with 9:45 to go in the second quarter.

The Mocs added to their lead when Pollard kicked a 29-yard field goal, making the score 10-3 with 2:26 to go in the second quarter. The field goal capped a 17-play, 68-yard drive that took 7:19 off of the second-quarter clock.

Samford's Yaw added a 27-yard field as time expired in the second quarter. The kick cut the Mocs' lead to 10-6 at halftime.

The lone points in the third quarter were scored when Dothard picked up the Taliaferro fumble and returned it 43 yards for a touchdown to make the score 17-6 with 13:52 to go in the period.

Samford cut the UTC lead to 17-9 when Yaw booted his third field goal of the game, this one from 38-yards out, with 4:21 left in the fourth quarter.

Tyson scored the final touchdown of the game on a one-yard run with 43 seconds to go. Pollard added the PAT to make the final score 24-9.

Score by Quarters	1	2	3	4	Final
Chattanooga	7	3	7	7	24
Samford	0	6	0	3	9

Scoring Summary

1st 00:10 UTC - T. Robinson 3 yd run (Nick Pollard kick), 5-48 1:25
 2nd 09:45 SAM - Cameron Yaw 36 yd field goal, 9-35 3:33
 02:26 UTC - Nick Pollard 29 yd field goal, 17-68 7:19
 00:00 SAM - Cameron Yaw 27 yd field goal, 10-68 2:22
 3rd 13:52 UTC - Wes Dothard 43 yd fumble recovery (Nick Pollard kick)
 4th 04:21 SAM - Cameron Yaw 38 yd field goal, 13-65 3:44
 00:43 UTC - Taharin Tyson 1 yd run (Nick Pollard kick), 3-9 1:10

	UTC	SAM
FIRST DOWNS	15	22
RUSHES-YARDS (NET)	45-154	36-92
PASSING YDS (NET)	74	250
Passes Att-Comp-Int	21-14-0	44-24-1
TOTAL OFFENSE PLAYS-YARDS	66-228	80-342
Fumble Returns-Yards	1-43	0-0
Punt Returns-Yards	1--3	1-5
Kickoff Returns-Yards	1-43	5-63
Interception Returns-Yards	1-0	0-0
Punts (Number-Avg)	9-40.4	6-39.0
Fumbles-Lost	0-0	2-1
Penalties-Yards	5-25	3-30
Possession Time	32:44	27:16
Third-Down Conversions	4 of 15	7 of 19
Fourth-Down Conversions	1 of 1	0 of 1
Red-Zone Scores-Chances	3-3	3-4
Sacks By: Number-Yards	4-34	0-0

RUSHING: Chattanooga-Marquis Green 12-44; Sloan Allison 9-32; J.J. Jackson 9-30; T. Robinson 9-29; Taharin Tyson 5-13; Thomas Green 1-6. Samford-Fabian Truss 10-46; Jeremiah Gates 9-35; S. Robinson 3-18; Kelsey Pope 5-4; D. Taliaferro 9-minus 11.

PASSING: Chattanooga-Graham Nichols 11-17-0-66; T. Robinson 3-3-0-8; Sloan Allison 0-1-0-0. Samford-D. Taliaferro 24-43-1-250; Kelsey Pope 0-1-0-0.

RECEIVING: Chattanooga-Joel Bradford 4-27; Marquis Green 4-14; Sloan Allison 2-12; J.J. Jackson 2-4; Marlon Anthony 1-13; Faysal Shafaat 1-4. Samford-Kelsey Pope 10-82; Riley Hawkins 5-65; Chris Cephus 4-48; Fabian Truss 2-13; Kelvin Clay 1-17; Zeke Walters 1-14; Mason Wald 1-11.

INTERCEPTIONS: Chattanooga-Chaz Moore 1-0. Samford-None.

FUMBLES: Chattanooga-None. Samford-Kelsey Pope 1-0; D. Taliaferro 1-1.

Game 10
Samford 19, The Citadel 14
Nov. 12, 2011
Johnson Hagood Stadium, Charleston, S.C., 13,591

CHARLESTON, S.C.—Samford senior quarterback Dustin Taliaferro scored on a two-yard run with six seconds left in the game to lift the Bulldog football team to a 19-14 Southern Conference win at The Citadel at Johnson Hagood Stadium.

After falling behind 14-0 in the first quarter, the Samford defense shutout The Citadel for the final three quarters as the Samford offense scored 19-unanswered points to secure the win.

With Samford trailing, 14-13 late in the fourth quarter, Durell Hill forced a fumble by The Citadel's Aaron Miller, and Darion Sutton recovered the fumble, giving Samford the ball at its own 20-yard line with 4:12 to go in the game.

Samford then went on a 15-play, 80-yard drive that took 4:06 off of the fourth quarter clock. After Taliaferro's touchdown, the Bulldogs went for the two-point conversion, but the attempt failed, keeping Samford's lead at 19-14. Time ran out on The Citadel during the return of the ensuing kickoff, ending the game with a five-point Samford victory.

For Samford on offense, Kelsey Pope set a Samford record with 17 receptions. The 17 catches breaks the previous record of 16 set by Efre Hill against Jacksonville State in 2003. Pope's 17 catches went for 113 yards. Taliaferro completed a career-high 34 passes on 45 attempts for 240 yards and a touchdown in the win. The 34 completions by Taliaferro were one short of a school single-game record.

Samford's Chris Cephus caught two passes for 30 yards and a touchdown. Freshman Jeremiaha Gates led the Samford running game with 12 rushes for 58 yards.

Defensively for Samford, Justin Shade led the Bulldogs with 11 tackles. Corey White and Alvin Hines II each blocked Citadel field goals in the win. Hines' block came midway through the fourth quarter, while White's was early in the third quarter. Place-kicker Cameron Yaw made both of his field goal attempts, making kicks from 22 and 44 yards out.

For The Citadel, Darien Robinson rushed 22 times for 84 yards. Quarterback Ben Dupree had 11 rushes for 39 yards and two touchdowns. The Citadel defense was led by Joseph Boateng with 13 tackles and Carl Robinson with 10.

Both teams failed to score on their initial offensive drives. After a Samford fumble on the Bulldogs' second drive gave The Citadel the ball at the 38 yard line, the home team scored on a one-yard run by Dupree with 4:24 left in the first quarter. Ryan Sellers added the extra point to give The Citadel a 7-0 lead.

The Citadel struck again late in the first quarter. Dupree scored on a four-yard score with 24 seconds to go in the first quarter. Sellers' extra point made the score 14-0.

Samford put its first points on the scoreboard when Yaw kicked a 22-yard field goal. Yaw's kick cut The Citadel's lead to 14-3 with 9:33 left in the second quarter. Samford's Taliaferro hit Cephus on an 18-yard pass for the Bulldogs' first touchdown of the game. Yaw added the extra point to cut The Citadel's lead to 14-10 with 1:03 left in the second quarter.

With 1:08 to go in the third quarter, Yaw kicked his second field goal of the game, this one from 44-yards out. The kick pulled Samford to within one point at 14-13.

Score by Quarters	1	2	3	4	Final
Samford	0	10	3	6	19
The Citadel	14	0	0	0	14

Scoring Summary

1st 04:24 CIT - Dupree,Ben 1 yd run (Sellers,Ryan kick), 8-38 3:54
 00:24 CIT - Dupree,Ben 4 yd run (Sellers,Ryan kick), 6-46 2:38
 2nd 09:33 SAM - Cameron Yaw 22 yd field goal, 17-76 5:51
 01:03 SAM - Chris Cephus 18 yd pass from D. Taliaferro (Cameron Yaw kick), 9-81 2:53
 3rd 01:08 SAM - Cameron Yaw 44 yd field goal, 11-43 3:32
 4th 00:06 SAM - D. Taliaferro 2 yd run (Ben Neill pass failed), 15-80 4:06

	SAM	CIT
FIRST DOWNS	25	15
RUSHES-YARDS (NET)	34-113	58-238
PASSING YDS (NET)	240	21
Passes Att-Comp-Int	45-34-0	4-3-1
TOTAL OFFENSE PLAYS-YARDS	79-353	62-259
Fumble Returns-Yards	1-4	0-0
Punt Returns-Yards	1-4	1-15
Kickoff Returns-Yards	3-28	4-161
Interception Returns-Yards	1-6	0-0
Punts (Number-Avg)	3-41.3	3-52.3
Fumbles-Lost	2-2	3-2
Penalties-Yards	3-15	4-27
Possession Time	26:12	33:48
Third-Down Conversions	12 of 18	4 of 14
Fourth-Down Conversions	0 of 1	2 of 3
Red-Zone Scores-Chances	3-3	2-5
Sacks By: Number-Yards	0-0	2-5

RUSHING: Samford-Jeremiaha Gates 12-58; Fabian Truss 9-48; D. Taliaferro 10-9; S. Robinson 1-1; Noah Wilson 1-minus 1; TEAM 1-minus 2. The Citadel-Robinson,Darien 22-84; Jones,VanDyke 9-48; Miller,Aaron 6-44; Dupree,Ben 11-39; Anderson,Rickey 6-19; Martin,Terrance 3-14; Hardy,Kevin 1-minus 10.

PASSING: Samford-D. Taliaferro 34-45-0-240. The Citadel-Dupree,Ben 2-3-1-10; Miller,Aaron 1-1-0-11.

RECEIVING: Samford-Kelsey Pope 17-113; Jeremiaha Gates 5-34; Riley Hawkins 4-38; Fabian Truss 3-4; Chris Cephus 2-30; Kelvin Clay 2-14; Juan Davis 1-7. The Citadel-Adams,Greg 1-11; Caldwell,Luke 1-8; Anderson,Rickey 1-2.

INTERCEPTIONS: Samford-Omar Johnson 1-6. The Citadel-None.

FUMBLES: Samford-S. Robinson 1-1; D. Taliaferro 1-1. The Citadel-Miller,Aaron 1-1; Robinson,Darien 1-0; Muhammad,Rah 1-1..



8 CHINEDU AMAH
6-2, 190, RS-Jr., WR
Marietta, Ga.
Wheeler HS

Amah's Career Stats

Yr.	Rush	Yds.	Avg.	TD	Rec.	Yds.	Avg.	TD
2009	0	0	0.0	0	0	0.0	0	0
2010	0	0	0.0	0	0	0.0	0	0
Total	0	0	0.0	0	0	0.0	0	0

Amah's 2011 Game-By-Game--Offensive

Opp.	Rush	Yds.	Avg.	TD	Rec.	Yds.	Avg.	TD
Georgia So.				DNP				
Stillman				DNP				
Wofford				DNP				
GWU				DNP				
Furman				DNP				
Elon				DNP				
App. St.				DNP				
WCU				DNP				
UTC				DNP				
The Citadel				DNP				
Auburn								



70 AARON BETHUNE
6-3, 260, RS-Jr., DE
Opelika, Ala.
Lee-Scott Academy

Bethune's Career Stats

Yr.	Solo	Ast.	Tot.	TFL	Sks.	PBU	FF	FR	Int.
2009	0	0	0	0-0	0-0	0	0	0	0-0
2010	2	0	2	0-0	0-0	0	0	0	0-0
2011	14	6	20	4-9	1-2	1	0	1	0-0
Total	16	6	22	4-9	1-2	1	0	1	0-0

Bethune's 2011 Game-By-Game

Opp.	Solo	Tot.	TFL	Sks.	PBU	FF	FR	Int.
Georgia So.	0	0	0	0	0	0	0	0
Stillman	2	3	2-5	0	0	0	0	0
Wofford	2	2	0	0	0	0	0	0
GWU	6	7	1-2	0	1	0	1	0
Furman	1	3	0-0	0	0	0	0	0
Elon	1	1	1-2	1-2	0	0	0	0
App. St.	0	0	0-0	0	0	0	0	0
WCU	2	2	0-0	0	0	0	0	0
UTC	0	0	0-0	0	0	0	0	0
The Citadel	0	2	0-0	0	0	0	0	0
Auburn								



17 CHRIS CEPHUS
6-2, 219, RS-Sr., WR
East Dublin, Ga.
East Laurens HS

Cephus' Career Stats

Yr.	Rush	Yds.	Avg.	TD	Rec.	Yds.	Avg.	TD
2010	0	0	0.0	0	15	222	14.8	1
2011	0	0	0.0	0	24	327	13.6	4
Total	0	0	0.0	0	39	549	14.1	5

Cephus' 2011 Game-By-Game--Offensive

Opp.	Rush	Yds.	Avg.	TD	Rec.	Yds.	Avg.	TD
Georgia So.	0	0	0.0	0	3	41	13.7	0
Stillman	0	0	0.0	0	1	8	8.0	0
Wofford	0	0	0.0	0	2	17	8.5	0
GWU	0	0	0.0	0	2	40	20.0	1
Furman	0	0	0.0	0	3	55	18.3	1
Elon	0	0	0.0	0	0	0	0.0	0
App. St.	0	0	0.0	0	6	81	13.5	1
WCU	0	0	0.0	0	1	7	7.0	0
UTC	0	0	0.0	0	4	48	12.0	0
The Citadel	0	0	0.0	0	2	30	15.0	1
Auburn								



18 KELVIN CLAY
6-1, 182, Fr., WR
Chattanooga, Tenn.
Red Bank HS

Clay's Career Stats

Yr.	Rush	Yds.	Avg.	TD	Rec.	Yds.	Avg.	TD
2011	0	0	0.0	0	17	171	10.1	3
Total	0	0	0.0	0	17	171	10.1	3

Clay's 2011 Game-By-Game--Offensive

Opp.	Rush	Yds.	Avg.	TD	Rec.	Yds.	Avg.	TD
Georgia So.	0	0	0.0	0	2	40	20.0	1
Stillman	0	0	0.0	0	3	15	5.0	0
Wofford	0	0	0.0	0	0	0	0.0	0
GWU	0	0	0.0	0	2	19	9.5	1
Furman	0	0	0.0	0	1	15	15.0	0
Elon	0	0	0.0	0	0	0	0.0	0
App. St.	0	0	0.0	0	1	7	7.0	0
WCU	0	0	0.0	0	5	44	8.8	1
UTC	0	0	0.0	0	1	17	17.0	0
The Citadel	0	0	0.0	0	2	14	7.0	0
Auburn								



22 ISAAC COOPER
5-10, 185, Sr., CB
Fort Walton Beach, Fla.
Fort Walton Beach HS

Cooper's Career Stats

Yr.	Solo	Ast.	Tot.	TFL	Sks.	PBU	FF	FR	Int.
2008	0	1	1	0-0	0	0	0	0	0
2009	8	1	9	0-0	0	0	0	0	0
2010	2	1	3	0-0	0	0	0	0	0
2011	9	2	11	1-6	0	1	0	0	0
Total	19	5	24	1-6	0	1	0	0	0

Cooper's 2011 Game-By-Game

Opp.	Solo	Tot.	TFL	Sks.	PBU	FF	FR	Int.
Georgia So.	2	3	0	0	0	0	0	0
Stillman	1	2	0	0	0	0	0	0
Wofford	1	1	1-6	0	0	0	0	0
GWU	2	2	0-0	0	0	0	0	0
Furman	0	0	0-0	0	0	0	0	0
Elon	0	0	0-0	0	0	0	0	0
App. St.	2	2	0-0	0	1	0	0	0
WCU	0	0	0-0	0	0	0	0	0
UTC	0	0	0-0	0	0	0	0	0
The Citadel	1	1	0-0	0	0	0	0	0
Auburn								



96 ALEX DAVIS
6-2, 247, Sr., DL
Birmingham, Ala.
Briarwood Christian

Davis' Career Stats

Yr.	Solo	Ast.	Tot.	TFL	Sks.	PBU	FF	FR	Int.
2008	9	7	16	3-17	2.5	0	1	0	0
2009	14	4	18	1-4	1.0	0	0	0	0
2010	30	11	41	10-49	7.0	0	0	1	0
2011	25	3	28	4-10	0.0	0	0	1	0
TOTAL	78	25	103	18-80	10.5	0	1	2	0

Davis' 2011 Game-By-Game

Opp.	Solo	Tot.	TFL	Sks.	PBU	FF	FR	Int.
Georgia So.	4	5	1	0	0	0	1	0
Stillman	2	2	0	0	0	0	0	0
Wofford	4	4	0	0	0	0	0	0
GWU			DNP					
Furman	0	0	0	0	0	0	0	0
Elon	1	1	0	0	0	0	0	0
App. St.	2	2	0	0	0	0	0	0
WCU	2	2	0	0	0	0	0	0
UTC	7	7	3-7	0	0	0	0	0
The Citadel	3	5	0-0	0	0	0	0	0
Auburn								



29 JEREMIAHA GATES
5-9, 215, Fr., RB
Ocala, Fla.
Trinity Catholic HS

Gates' Career Stats

Yr.	Rush	Yds.	Avg.	TD	Rec.	Yds.	Avg.	TD
2011	58	262	4.5	0	9	51	5.7	0
Total	58	262	4.5	0	9	51	5.7	0

Gates' 2011 Game-By-Game

Opp.	Rush	Yds.	Avg.	TD	Rec.	Yds.	Avg.	TD
Georgia So.	0	0	0.0	0	1	2	2.0	0
Stillman	9	54	6.0	0	0	0	0.0	0
Wofford	5	8	1.6	0	0	0	0.0	0
GWU	11	37	3.4	0	0	0	0.0	0
Furman	5	14	2.8	0	0	0	0.0	0
Elon	0	0	0.0	0	1	-3	-3.0	0
App. St.	0	0	0.0	0	1	8	8.0	0
WCU	7	56	8.0	0	1	10	10.0	0
UTC	9	35	3.9	0	0	0	0.0	0
The Citadel	12	58	4.8	0	5	34	6.8	0
Auburn								



6 RILEY HAWKINS
5-10, 194, RS-Jr., WR
Pace, Fla.
Pace HS

Hawkins' Career Stats

Rushing/Receiving

Yr.	Rush	Yds.	Avg.	TD	Rec.	Yds.	Avg.	TD
2008	10	79	7.9	1	25	466	18.6	4
2009	5	9	1.8	0	34	638	18.9	4
2010								
2010								
2011	2	2	1.0	0	37	455	12.3	2
Total	17	90	5.3	1	96	1559	16.2	10

Kickoff Returns

Yr.	No.	Yds.	Avg.	TD	Long
2008	26	557	21.4	0	52
2009	5	84	16.8	0	31
2010					
2010					
2011	4	36	9.0	0	16
Total	35	677	19.3	0	52

Punt Returns

Yr.	No.	Yds.	Avg.	TD	Long
2011	12	133	11.1	0	44
Total	12	133	11.1	0	44

Hawkins' 2011 Game-By-Game--Offensive

Opp.	Rush	Yds.	Avg.	TD	Rec.	Yds.	Avg.	TD
Georgia So.	0	0	0.0	0	4	50	12.5	0
Stillman	0	0	0.0	0	2	27	13.5	0
Wofford	1	-7	-7.0	0	5	48	9.6	0
GWU	0	0	0.0	0	2	24	12.0	0
Furman	0	0	0.0	0	2	32	16.0	1
Elon	1	9	9.0	0	8	89	11.2	0
App. St.	0	0	0.0	0	4	72	18.0	1
WCU	0	0	0.0	0	1	10	10.0	0
UTC	0	0	0.0	0	5	65	13.0	0
The Citadel	0	0	0.0	0	4	38	9.5	0
Auburn								

Hawkins' 2011 Game-By-Game--Returns

Opp.	PR	Yds.	Avg.	TD	KOR	Yds.	Avg.	TD
Georgia So.	2	7	3.5	0	0	0	0.0	0
Stillman	2	82	41.0	0	0	0	0.0	0
Wofford	0	0	0.0	0	0	0	0.0	0
GWU	3	18	6.0	0	0	0	0.0	0
Furman	0	0	0.0	0	0	0	0.0	0
Elon	1	0	0.0	0	0	0	0.0	0
App. St.	1	8	8.0	0	0	0	0.0	0
WCU	1	9	9.0	0	0	0	0.0	0
UTC	1	5	5.0	0	2	8	4.0	0
The Citadel	1	4	4.0	0	2	28	14.0	0
Auburn								



93 AUSTIN HAYES
6-2, 254, RS-Sr., DL
Cedar Bluff, Ala.
Cedar Bluff HS

Hayes' Career Stats

Yr.	Solo	Ast.	Tot.	TFL	Sks.	PBU	FF	FR	Int.
2007	9	7	16	1-3	0	0	0	0	0
2009	10	2	12	4-16	3-15	1	1	0	0
2010	13	0	13	3-7	0-0	0	0	0	0
2011	32	12	44	10-54	4-34	3	0	0	0
Total	64	21	85	18-80	7-49	4	1	0	0

Hayes' 2011 Game-By-Game

Opp.	Solo	Tot.	TFL	Sks.	PBU	FF	FR	Int.
Georgia So.	2	2	0	0	0	0	0	0
Stillman	2	4	1-1	0	0	0	0	0
Wofford	3	3	0	0	0	0	0	0
GWU	4	4	2-13	1-9	0	0	0	0
Furman	1	3	1-3	1-3	1	0	0	0
Elon	5	5	2-22	2-22	2	0	0	0
App. St.	3	7	1-6	0-0	0	0	0	0
WCU	2	2	1-2	0-0	0	0	0	0
UTC	5	5	1-6	0-0	0	0	0	0
The Citadel	4	9	1-1	0-0	0	0	0	0
Auburn								



13 DURELL HILL
6-2, 238, Jr., LB
Oxford, Ala.
Oxford HS

Hill's Career Stats

Yr.	Solo	Ast.	Tot.	TFL	Sks.	PBU	FF	FR	Int.
2009	13	1	14	1-2	0.0	1	0	0	0
2010	31	5	36	2-3	0.0	1	0	0	0
2011	32	10	42	4-13	0.5	2	1	0	0
Total	76	16	92	7-17	0.5	4	1	0	0

Hill's 2011 Game-By-Game

Opp.	Solo	Tot.	TFL	Sks.	PBU	FF	FR	Int.
Georgia So.	6	7	1-3	0.0	0	0	0	0
Stillman	1	2	0-0	0.5	0	0	0	0
Wofford	6	7	1-1	0.0	0	0	0	0
GWU	1	2	1-4	0.0	0	0	0	0
Furman	1	3	0-0	0.0	0	0	0	0
Elon	6	6	0-0	0.0	1	0	0	0
App. St.	3	4	0-0	0.0	0	0	0	0
WCU	3	3	0-0	0.0	0	0	0	0
UTC	2	3	0-0	0.0	1	0	0	0
The Citadel	3	5	1-5	0.0	0	1	0	0
Auburn								



21 ALVIN HINES II
6-1, 217, Jr., DB
Pelham, Ala.
Pelham HS

Hines' Career Stats

Yr.	Solo	Ast.	Tot.	TFL	Sks.	PBU	FF	FR	Int.
2009	4	1	5	0-0	0-0	0	0	0	0
2010	27	3	30	3-8	0-0	1	0	0	0
2011	44	14	58	2-7	0-0	8	0	0	3
Total	75	18	93	5-15	0-0	9	0	0	3

Hines' 2011 Game-By-Game

Opp.	Solo	Tot.	TFL	Sks.	PBU	FF	FR	Int.
Georgia So.	7	7	0-0	0-0	1	0	0	0
Stillman	1	1	0-0	0-0	1	0	0	0
Wofford	3	3	0-0	0-0	0	0	0	1
GWU	6	7	0-0	0-0	1	0	0	0
Furman	2	9	0-0	0-0	0	0	0	1
Elon	2	4	0-0	0-0	0	0	0	0
App. St.	10	10	0-0	0-0	2	0	0	0
WCU	4	4	1-1	0-0	1	0	0	1
UTC	5	6	0-0	0-0	0	0	0	0
The Citadel	4	7	0-0	0-0	0	0	0	0
Auburn								



25 OMAR JOHNSON
5-11, 203, RS-Sr., DB
Mobile, Ala.
St. Paul's Episcopal

Johnson's Career Stats

Yr.	Solo	Ast.	Tot.	TFL	Sks.	PBU	FF	FR	Int.
2008	19	5	24	1-1	0	2	0	0	1
2009	10	3	13	0-0	0	1	0	0	0
2010									DNP
2011	25	14	39	1-3	0	3	1	0	3
Total	54	22	76	2-4	0	6	1	0	4

Johnson's 2011 Game-By-Game

Opp.	Solo	Tot.	TFL	Sks.	PBU	FF	FR	Int.
Georgia So.	1	1	0-0	0-0	0	0	0	0
Stillman	0	0	0-0	0-0	0	0	0	0
Wofford	1	2	0-0	0-0	0	0	0	0
GWU	3	6	0-0	0-0	2	0	0	0
Furman	2	5	0-0	0-0	0	0	0	1
Elon	3	3	0-0	0-0	0	0	0	1
App. St.	5	6	0-0	0-0	0	0	1	0
WCU	8	12	0-0	0-0	1	0	0	0
UTC	0	1	0-0	0-0	0	0	0	0
The Citadel	2	3	0-0	0-0	0	0	0	1
Auburn								



75 DEVYN KEITH
6-1, 275, RS-Sr., DL
Huntsville, Ala.
Sparkman HS

Keith's Career Stats

Yr.	Solo	Ast.	Tot.	TFL	Sks.	PBU	FF	FR	Int.
2008	7	4	11	2-7	1-3	1	1	0	0
2009	8	3	11	4-27	3-26	3	0	0	0
2010	9	5	14	3-19	2-16	1	0	0	0
2011	31	7	38	5-16	2-11	2	0	3	0
Total	55	19	74	14-69	8-56	7	1	3	0

Keith's 2011 Game-By-Game

Opp.	Solo	Tot.	TFL	Sks.	PBU	FF	FR	Int.
Georgia So.	1	2	0-0	0-0	0	0	1	0
Stillman	2	2	1-1	0-0	0	0	0	0
Wofford	6	6	1-2	1-2	0	0	1	0
GWU	5	5	2-12	1-9	0	0	0	0
Furman	2	3	0-0	0-0	0	0	0	0
Elon	4	5	1-1	0-0	0	0	0	0
App. St.	5	6	0-0	0-0	0	0	1	0
WCU	2	5	0-0	0-0	0	0	0	0
UTC	4	4	0-0	0-0	2	0	0	0
The Citadel	1	1	0-0	0-0	0	0	0	0
Auburn								



39 TAE LEWIS
5-11, 194, So., CB
Columbiana, Ala.
Shelby County HS

Lewis' Career Stats

Yr.	Solo	Ast.	Tot.	TFL	Sks.	PBU	FF	FR	Int.
2010	5	0	5	0-0	0-0	0	0	0	1
2011	13	3	16	0-0	0-0	2	0	0	0
Total	18	3	21	0-0	0-0	2	0	0	1

Lewis' 2011 Game-By-Game

Opp.	Solo	Tot.	TFL	Sks.	PBU	FF	FR	Int.
Georgia So.	1	1	0-0	0-0	0	0	0	0
Stillman	0	0	0-0	0-0	0	0	0	0
Wofford	0	0	0-0	0-0	0	0	0	0
GWU	0	0	0-0	0-0	0	0	0	0
Furman	4	6	0-0	0-0	1	0	0	0
Elon	0	1	0-0	0-0	1	0	0	0
App. St.	0	0	0-0	0-0	0	0	0	0
WCU	2	2	0-0	0-0	0	0	0	0
UTC	3	3	0-0	0-0	0	0	0	0
The Citadel	3	3	0-0	0-0	0	0	0	0
Auburn								



9 CONNOR LOWERY
6-2, 215, RS-Jr., QB
Lebanon, Tenn.
Christ Presbyterian Acad.

Lowery's Career Stats

Yr.	Att.	Comp.	Pct.	Int.	Yds.	TD	Lg
2009	19	12	63.2	1	134	1	20
2010	108	55	50.9	6	545	1	75
2011	2	2	100.0	0	19	0	10
Total	129	69	53.5	7	698	2	75

Lowery's 2011 Game-By-Game

Opp.	Att.	Comp.	Pct.	Int.	Yds.	TD	Lg
Georgia So.			DNP				
Stillman	0	0	0.0	0	0	0	0
Wofford			DNP				
GWU			DNP				
Furman			DNP				
Elon			DNP				
App. St.	0	0	0.0	0	0	0	0
WCU	2	2	100.0	0	19	9	10
UTC			DNP				
The Citadel			DNP				
Auburn							



92 JERRY MATHIS
6-3, 292, Fr., DL
Congers, Ga.
Rockdale County HS

Mathis' Career Stats

Yr.	Solo	Ast.	Tot.	TFL	Sks.	PBU	FF	FR	Int.
2011	13	5	18	3-5	0	0	0	1	0
Total	13	5	18	3-5	0	0	0	1	0

Mathis' 2011 Game-By-Game

Opp.	Solo	Tot.	TFL	Sks.	PBU	FF	FR	Int.
Georgia So.	3	3	0-0	0-0	0	0	1	0
Stillman	2	2	0-0	0-0	0	0	0	0
Wofford	2	2	0-0	0-0	0	0	0	0
GWU	1	2	1-1	0-0	0	0	0	0
Furman	0	2	0-0	0-0	0	0	0	0
Elon	1	1	1-1	0-0	0	0	0	0
App. St.	1	1	0-0	0-0	0	0	0	0
WCU	0	0	0-0	0-0	0	0	0	0
UTC	1	1	1-3	0-0	0	0	0	0
The Citadel	2	4	0-0	0-0	0	0	0	0
Auburn								



15 Ben Neill
5-11, 182, So., QB
Decatur, Ala.
Decatur HS

Neill's Career Stats

Yr.	Att.	Comp.	Pct.	Int.	Yds.	TD	Lg
2010	1	0	0.0	0	0	0	0
2011	14	9	64.3	0	89	1	32
Total	15	9	60.0	0	89	1	32

Neill's 2011 Game-By-Game

Opp.	Att.	Comp.	Pct.	Int.	Yds.	TD	Lg
Georgia So.	0	0	0.0	0	0	0	0
Stillman	9	6	66.7	0	43	0	16
Wofford	0	0	0.0	0	0	0	0
GWU	2	2	100.0	0	14	0	12
Furman	0	0	0.0	0	0	0	0
Elon	0	0	0.0	0	0	0	0
App. St.	1	1	100.0	0	32	1	32
WCU	2	0	0.0	0	0	0	0
UTC	0	0	0.0	0	0	0	0
The Citadel	0	0	0.0	0	0	0	0
Auburn							



26 BRANDON NETTLES
6-0, 205, RS-Fr., DB
Mobile, Ala.
McGill-Toolen Catholic

Nettles' Career Stats

Yr.	Solo	Ast.	Tot.	TFL	Sks.	PBU	FF	FR	Int.
2010	9	2	11	0-0	0	1	0	0	0
Total	9	2	11	0-0	0	1	0	0	0

Nettles' 2011 Game-By-Game

Opp.	Solo	Tot.	TFL	Sks.	PBU	FF	FR	Int.
Georgia So.	2	2	0-0	0-0	0	0	0	0
Stillman	0	0	0-0	0-0	1	0	0	0
Wofford	1	1	0-0	0-0	0	0	0	0
GWU	1	1	0-0	0-0	0	0	0	0
Furman	0	1	0-0	0-0	0	0	0	0
Elon	0	0	0-0	0-0	0	0	0	0
App. St.	1	1	0-0	0-0	0	0	0	0
WCU	2	2	0-0	0-0	0	0	0	0
UTC	0	1	0-0	0-0	0	0	0	0
The Citadel	2	2	0-0	0-0	0	0	0	0
Auburn								



95 GREG PERANICH

6-4, 170, RS-Fr., P

Pace, Fla.

Pace HS




Peranich's Career Punting Stats

Yr.	No.	Yds.	Avg.	Long	I20	TB
2011	41	1692	41.3	57	15	3
Total	41	1692	41.3	57	15	3

Peranich's 2011 Game-By-Game

Opp.	No.	Yds.	Avg.	Long	I20	TB
Georgia So.	4	160	40.0	53	1	0
Stillman	1	54	54.0	54	1	0
Wofford	3	131	43.7	47	2	0
GWU	6	234	39.0	43	2	1
Furman	6	246	41.0	48	1	0
Elon	4	166	41.5	50	2	1
App. St.	6	248	41.3	55	1	0
WCU	5	219	43.8	57	3	1
UTC	6	234	39.0	51	2	0
The Citadel			DNP			
Auburn						

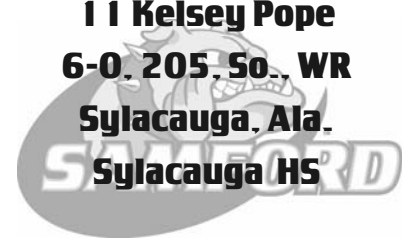


11 Kelsey Pope

6-0, 205, So., WR

Sylacauga, Ala.

Sylacauga HS



Pope's Career Stats

Rushing/Receiving

Yr.	Rush	Yds.	Avg.	TD	Rec.	Yds.	Avg.	TD
2010	22	45	2.0	2	28	234	8.4	0
2011	32	163	5.1	4	73	720	9.9	5
Total	54	208	3.9	6	101	954	9.5	5

Kickoff Returns

Yr.	No.	Yds.	Avg.	TD	Long
2010	9	227	25.2	0	66
2011	6	94	15.7	0	28
Total	15	321	21.4	0	66

Punt Returns

Yr.	No.	Yds.	Avg.	TD	Long
2010	4	29	7.2	0	14
2011	0	0	0.0	0	0
Total	4	29	7.2	0	14

Pope's 2011 Game-By-Game--Offensive

Opp.	Rush	Yds.	Avg.	TD	Rec.	Yds.	Avg.	TD
Georgia So.	4	12	3.0	0	6	71	11.8	0
Stillman	5	74	14.8	2	6	52	8.7	2
Wofford	4	10	2.5	1	8	96	12.0	1
GWU	3	-3	-1.0	0	6	125	20.8	1
Furman	3	19	6.3	0	8	104	13.0	1
Elon	5	23	4.6	1	5	1	0.2	0
App. St.	1	-2	-2.0	0	6	53	8.8	0
WCU	2	26	13.0	0	1	23	23.0	0
UTC	5	4	0.8	0	10	82	8.2	0
The Citadel	0	0	0.0	0	17	113	6.7	0
Auburn								



48 MICHAEL PRENDERGAST

5-9, 210, Jr., S
Vestavia Hills, Ala.
Vestavia Hills HS

Prendergast's Career Stats

Yr.	Solo	Ast.	Tot.	TFL	Sks.	PBU	FF	FR	Int.
2009	2	2	4	0-0	0	1	0	0	0
2010	7	1	8	0-0	0	0	0	1	0
2011	12	3	15	0-0	0	1	0	1	0
Total	21	6	27	0-0	0	2	0	2	0

Prendergast's 2011 Game-By-Game

Opp.	Solo	Tot.	TFL	Sks.	PBU	FF	FR	Int.
Georgia So.	0	1	0.0	0.0	0	0	0	0
Stillman	2	2	0.0	0.0	0	0	0	0
Wofford	3	3	0.0	0.0	0	0	0	0
GWU	1	1	0.0	0.0	1	0	0	0
Furman	1	2	0.0	0.0	0	0	0	0
Elon	0	0	0.0	0.0	0	1	0	0
App. St.	1	2	0.0	0.0	0	0	0	0
WCU	2	2	0.0	0.0	0	0	0	0
UTC	0	0	0.0	0.0	0	0	0	0
The Citadel	2	2	0.0	0.0	0	0	0	0
Auburn								



37 Stanley Robinson

5-9, 196, Fr., RB
Montgomery, Ala.
Carver HS

Robinson's Career Stats

Rushing/Receiving

Yr.	Rush	Yds.	Avg.	TD	Rec.	Yds.	Avg.	TD
2011	38	171	4.5	2	3	6	2.0	0
Total	38	171	4.5	2	3	6	2.0	0

Robinson's 2011 Game-By-Game--Offensive

Opp.	Rush	Yds.	Avg.	TD	Rec.	Yds.	Avg.	TD
Georgia So.	0	0	0.0	0	0	0	0.0	0
Stillman	7	35	5.0	0	0	0	0.0	0
Wofford	0	0	0.0	0	0	0	0.0	0
GWU	5	20	4.0	0	0	0	0.0	0
Furman	1	3	3.0	0	0	0	0.0	0
Elon	11	22	2.0	0	0	0	0.0	0
App. St.	3	4	1.3	0	3	6	2.0	0
WCU	7	68	9.7	2	0	0	0.0	0
UTC	3	18	6.0	0	0	0	0.0	0
The Citadel	1	1	1.0	0	0	0	0.0	0
Auburn								



84 JACOBI RODRIGUEZ
6-0, 185, RS-Sr., WR
Warner Robins, Ga.
Northside HS

Rodriguez's Career Stats

Yr.	Rush	Yds.	Avg.	TD	Rec.	Yds.	Avg.	TD
2008	0	0	0.0	0	1	2	2.0	0
2009	0	0	0.0	0	1	17	17.0	0
2010	0	0	0.0	0	1	75	75.0	1
2011	0	0	0.0	0	1	26	26.0	0
Total	0	0	0.0	0	4	120	30.0	1

Rodriguez's 2011 Game-By-Game

Opp.	Rush	Yds.	Avg.	TD	Rec.	Yds.	Avg.	TD
Georgia So.	0	0	0.0	0	0	0	0.0	0
Stillman	0	0	0.0	0	0	0	0.0	0
Wofford	0	0	0.0	0	0	0	0.0	0
GWU	0	0	0.0	0	1	26	26.0	0
Furman	0	0	0.0	0	0	0	0.0	0
Elon	0	0	0.0	0	0	0	0.0	0
App. St.	0	0	0.0	0	0	0	0.0	0
WCU	0	0	0.0	0	0	0	0.0	0
UTC	0	0	0.0	0	0	0	0.0	0
The Citadel	0	0	0.0	0	0	0	0.0	0
Auburn								



4 JUSTIN SHADE
5-10, 230, So., LB
Birmingham, Ala.
Briarwood Christian

Shade's Career Stats

Yr.	Solo	Ast.	Tot.	TFL	Sks.	PBU	FF	FR	Int.
2010	14	2	16	0-0	0	0	0	0	0
2011	44	15	59	3-8	1-4	0	1	0	0
Total	58	17	75	3-8	1-4	0	1	0	0

Shade's 2011 Game-By-Game

Opp.	Solo	Tot.	TFL	Sks.	PBU	FF	FR	Int.
Georgia So.	5	5	0-0	0-0	0	0	0	0
Stillman	2	5	1-1	0-0	0	0	0	0
Wofford	2	3	0-0	0-0	0	0	0	0
GWU	3	3	0-0	0-0	0	0	0	0
Furman	2	7	1-4	1-4	0	0	0	0
Elon	3	3	0-0	0-0	0	0	0	0
App. St.	5	8	1-3	0-0	0	0	0	0
WCU	5	8	0-0	0-0	0	0	0	0
UTC	5	6	0-0	0-0	0	0	0	0
The Citadel	11	11	0-0	0-0	0	1	0	0
Auburn								



35 KEITH SHOULDERS

6-1, 236, RS-Jr., LB

Tanner, Ala.

Tanner HS



Shoulders' Career Stats

Yr.	Solo	Ast.	Tot.	TFL	Sks.	PBU	FF	FR	Int.
2009	12	11	23	0-0	1	0	0	0	0
2010	7	7	14	0-0	0.5	0	1	0	0
2011	42	14	56	3-9	0.0	1	0	0	1
Total	61	32	93	3-9	1.5	1	1	0	1

Shoulders' 2011 Game-By-Game

Opp.	Solo	Tot.	TFL	Sks.	PBU	FF	FR	Int.
Georgia So.	3	4	0-0	0-0	0	0	0	0
Stillman	5	5	1-4	0-0	1	0	0	0
Wofford	5	5	0-0	0-0	0	0	0	0
GWU	6	7	2-5	0-0	0	0	0	0
Furman	1	7	0-0	0-0	0	0	0	0
Elon	3	3	0-0	0-0	0	0	0	1
App. St.	6	8	0-0	0-0	0	0	0	0
WCU	5	6	0-0	0-0	0	0	0	0
UTC	3	5	0-0	0-0	0	0	0	0
The Citadel	5	6	0-0	0-0	0	0	0	0
Auburn								

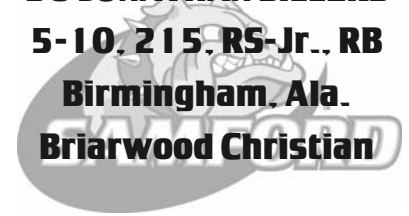


36 JONATHAN SILLERS

5-10, 215, RS-Jr., RB

Birmingham, Ala.

Briarwood Christian



Sillers' Career Stats

Yr.	Rush	Yds.	Avg.	TD	Rec.	Yds.	Avg.	TD
2010	22	83	3.8	2	0	0	0.0	0
2011	30	173	5.8	1	2	2	1.0	0
Total	52	256	4.9	3	2	2	1.0	0

Sillers' 2011 Game-By-Game

Opp.	Rush	Yds.	Avg.	TD	Rec.	Yds.	Avg.	TD
Georgia So.	1	2	2.0	0	1	3	3.0	0
Stillman	4	39	9.8	0	0	0	0.0	0
Wofford	2	21	10.5	0	0	0	0.0	0
GWU	8	15	1.9	0	0	0	0.0	0
Furman	6	16	2.6	0	1	-1	-1.0	0
Elon	8	81	10.1	1	0	0	0.0	0
App. St.	1	-1	-1.0	0	0	0	0.0	0
WCU	0	0	0.0	0	0	0	0.0	0
UTC	0	0	0.0	0	0	0	0.0	0
The Citadel	0	0	0.0	0	0	0	0.0	0
Auburn								



23 JUSTIN SLY
5-11, 195, Jr., DB
Hoover, Ala.
Hoover HS

Sly's Career Stats

Yr.	Solo	Ast.	Tot.	TFL	Sks.	PBU	FF	FR	Int.
2009	4	1	5	0-0	0-0	1	0	0	0
2010	11	4	15	0-0	0-0	0	0	1	1
2011	6	1	7	0-0	0-0	2	0	0	0
Total	21	6	27	0-0	0-0	3	0	1	1

Sly's 2011 Game-By-Game

Opp.	Solo	Tot.	TFL	Sks.	PBU	FF	FR	Int.
Georgia So.	0	0	0-0	0-0	0	0	0	0
Stillman	2	3	0-0	0-0	2	0	0	0
Wofford	0	0	0-0	0-0	0	0	0	0
GWU	1	1	0-0	0-0	0	0	0	0
Furman	2	2	0-0	0-0	0	0	0	0
Elon	0	0	0-0	0-0	0	0	0	0
App. St.	0	0	0-0	0-0	0	0	0	0
WCU	1	1	0-0	0-0	0	0	0	0
UTC	0	0	0-0	0-0	0	0	0	0
The Citadel	0	0	0-0	0-0	0	0	0	0
Auburn								



46 DAVID STRIDER
6-0, 260, Sr., FB
Chelsea, Ala.
Chelsea HS

Strider's Career Stats

Yr.	Rush	Yds.	Avg.	TD	Rec.	Yds.	Avg.	TD
2009	6	18	3.0	0	0	0	0.0	0
2010	2	1	0.5	0	4	25	6.2	0
2011	0	0	0.0	0	7	39	5.6	0
Total	8	19	2.4	0	11	64	5.8	0

Strider's 2011 Game-By-Game

Opp.	Rush	Yds.	Avg.	TD	Rec.	Yds.	Avg.	TD
Georgia So.	0	0	0.0	0	1	3	3.0	0
Stillman	0	0	0.0	0	0	0	0.0	0
Wofford	0	0	0.0	0	1	5	5.0	0
GWU	0	0	0.0	0	0	0	0.0	0
Furman	0	0	0.0	0	0	0	0.0	0
Elon	0	0	0.0	0	1	10	10.0	0
App. St.	0	0	0.0	0	2	13	6.5	0
WCU	0	0	0.0	0	2	8	4.0	0
UTC	0	0	0.0	0	0	0	0.0	0
The Citadel	0	0	0.0	0	0	0	0.0	0
Auburn								



28 DARION SUTTON

6-2, 235, Jr., LB
Columbiana, Ala.
Shelby County HS

Sutton's Career Stats

Yr.	Solo	Ast.	Tot.	TFL	Sks.	PBU	FF	FR	Int.
2009	17	4	21	1-5	1-5	1	0	0	0
2010	43	18	61	10-56	4-36	1	1	1	0
2011	38	11	49	2-5	0-0	1	0	1	2
TOTAL	98	33	131	13-66	5-41	3	1	2	2

Sutton's 2011 Game-By-Game

Opp.	Solo	Tot.	TFL	Sks.	PBU	FF	FR	Int.
Georgia So.	5	7	0-0	0-0	0	0	0	0
Stillman	0	0	0-0	0-0	0	0	0	1
Wofford	3	3	1-3	0-0	0	0	0	0
GWU	5	5	0-0	0-0	0	0	0	0
Furman	2	4	0-0	0-0	0	0	0	0
Elon	6	6	1-2	0-0	0	0	0	1
App. St.	0	1	0-0	0-0	0	0	0	0
WCU	8	8	0-0	0-0	0	0	0	0
UTC	6	7	0-0	0-0	0	0	0	0
The Citadel	3	8	0-0	0-0	0	0	1	0
Auburn								



10 DUSTIN TALIAFERRO

6-3, 225, Sr., QB
Roswell, Ga.
Roswell HS

Taliaferro's Career Stats

Yr.	Att.	Comp.	Pct.	Int.	Yds.	TD	Lg
2008	225	151	67.1	5	1745	13	74
2009	321	190	59.2	9	1692	9	69
2010	224	133	59.4	9	1427	5	57
2011	339	216	63.7	8	2140	13	61
TOTAL	1109	690	62.2	31	7004	40	74

Taliaferro's 2011 Game-By-Game

Opp.	Att.	Comp.	Pct.	Int.	Yds.	TD	Lg
Georgia So.	39	24	61.5	2	277	1	42
Stillman	19	14	73.7	0	126	2	17
Wofford	41	25	60.9	0	231	1	61
GWU	29	16	55.2	0	290	3	60
Furman	35	22	62.8	1	234	3	39
Elon	21	16	76.2	1	115	0	20
App. St.	42	27	64.3	2	253	1	43
WCU	25	14	56.0	1	124	1	23
UTC	43	24	55.8	1	250	0	43
The Citadel	45	34	75.6	0	240	1	18
Auburn							



27 JAQUISKI TARTT
6-1, 220, RS-Fr., DB
Mobile, Ala.
Davidson HS

Tartt's Career Stats

Yr.	Solo	Ast.	Tot.	TFL	Sks.	PBU	FF	FR	Int.
2011	18	3	21	0-0	0-0	0	0	0	0
Total	18	3	21	0-0	0-0	0	0	0	0

Tartt's 2011 Game-By-Game

Opp.	Solo	Tot.	TFL	Sks.	PBU	FF	FR	Int.
Georgia So.	0	1	0-0	0-0	0	0	0	0
Stillman	1	1	0-0	0-0	0	0	0	0
Wofford	1	1	0-0	0-0	0	0	0	0
GWU	0	1	0-0	0-0	0	0	0	0
Furman	0	0	0-0	0-0	0	0	0	0
Elon	0	0	0-0	0-0	0	0	0	0
App. St.	8	8	0-0	0-0	0	0	0	0
WCU	2	2	0-0	0-0	0	0	0	0
UTC	4	4	0-0	0-0	0	0	0	0
The Citadel	2	3	0-0	0-0	0	0	0	0
Auburn								



5 SEAN THOMPSON
6-0, 210, Sr., LB
Hoover, Ala.
Spain Park HS

Thompson's Career Stats

Yr.	Solo	Ast.	Tot.	TFL	Sks.	PBU	FF	FR	Int.
2008	8	2	10	2-2	0-0	0	0	0	0
2009	20	8	28	2-8	0-0	1	0	1	0
2010	20	5	25	1-1	0-0	1	0	0	1
2011	26	9	35	4-11	0-0	0	1	0	0
TOTAL	74	24	98	9-22	0-0	2	1	1	1

Thompson's 2011 Game-By-Game

Opp.	Solo	Tot.	TFL	Sks.	PBU	FF	FR	Int.
Georgia So.	4	5	0-0	0-0	0	1	0	0
Stillman	3	3	0-0	0-0	0	0	0	0
Wofford	4	6	0-0	0-0	0	0	0	0
GWU	1	2	0-0	0-0	0	0	0	0
Furman	2	3	1-3	0-0	0	0	0	0
Elon	3	3	0-0	0-0	0	0	0	0
App. St.	2	3	0-0	0-0	0	0	0	0
WCU	4	5	3-8	0-0	0	0	0	0
UTC	3	3	0-0	0-0	0	0	0	0
The Citadel	0	2	0-0	0-0	0	0	0	0
Auburn								



2 FABIAN TRUSS
5-9, 190, So., RB
Birmingham, Ala.
Shades Valley HS

Truss' Career Stats

Rushing/Receiving

Yr.	Rush	Yds.	Avg.	TD	Rec.	Yds.	Avg.	TD
2010	46	301	6.5	1	6	41	6.8	0
2011	150	847	5.6	7	23	137	6.0	0
Total	196	1148	5.9	8	29	178	6.1	0

Kickoff Returns

Yr.	No.	Yds.	Avg.	TD	Long
2010	12	341	28.4	0	58
2011	27	790	29.3	1	82
Total	39	1131	29.0	1	82

Truss' 2011 Game-By-Game--Offensive

Opp.	Rush	Yds.	Avg.	TD	Rec.	Yds.	Avg.	TD
Georgia So.	21	74	3.5	1	3	30	10.0	0
Stillman	9	76	8.4	1	1	11	11.0	0
Wofford	8	26	3.2	0	4	26	6.5	0
GWU	13	86	6.6	1	2	16	8.0	0
Furman	26	136	5.2	0	3	3	1.0	0
Elon	26	191	7.3	3	0	0	0.0	0
App. St.	16	65	4.1	0	2	5	2.5	0
WCU	12	99	8.2	1	3	29	9.6	0
UTC	10	46	4.6	0	2	13	6.5	0
The Citadel	9	48	5.3	0	3	4	1.3	0
Auburn								

Truss' 2011 Game-By-Game--Returns

Opp.	PR	Yds.	Avg.	TD	KOR	Yds.	TD
Georgia So.	0	0	0.0	0	6	132	0
Stillman	0	0	0.0	0	3	111	0
Wofford	0	0	0.0	0	5	161	0
GWU	0	0	0.0	0	2	83	0
Furman	0	0	0.0	0	3	75	0
Elon	0	0	0.0	0	1	18	0
App. St.	0	0	0.0	0	5	122	0
WCU	0	0	0.0	0	2	88	1
UTC	0	0	0.0	0	0	0	0
The Citadel	0	0	0.0	0	0	0	0
Auburn							



41 WILL TUMLIN
5-10, 188, RS-Jr., DB
Birmingham, Ala.
Briarwood Christian

Tumlin's Career Stats

Yr.	Solo	Ast.	Tot.	TFL	Sks.	PBU	FF	FR	Int.
2010	4	1	5	0-0	0-0	0	0	0	0
2011	8	1	9	0-0	0-0	0	1	0	0
Total	12	2	14	0-0	0-0	0	1	0	0

Tumlin's 2011 Game-By-Game

Opp.	Solo	Tot.	TFL	Sks.	PBU	FF	FR	Int.
Georgia So.	0	0	0-0	0-0	0	0	0	0
Stillman	2	2	0-0	0-0	0	0	0	0
Wofford	1	1	0-0	0-0	0	1	0	0
GWU	1	1	0-0	0-0	0	0	0	0
Furman	0	1	0-0	0-0	0	0	0	0
Elon	0	0	0-0	0-0	0	0	0	0
App. St.	1	1	0-0	0-0	0	0	0	0
WCU	1	1	0-0	0-0	0	0	0	0
UTC	1	1	0-0	0-0	0	0	0	0
The Citadel	1	1	0-0	0-0	0	0	0	0
Auburn								



33 MASON WALD
5-11, 220, Sr., RB
Birmingham, Ala.
Nebraska

Wald's Career Stats

Yr.	Rush	Yds.	Avg.	TD	Rec.	Yds.	Avg.	TD
2009	8	33	4.1	0	3	16	5.3	0
2010	0	0	0.0	0	8	60	7.5	0
2011	1	0	0.0	0	7	49	7.0	0
Total	9	33	3.7	0	18	123	6.8	0

Wald's 2011 Game-By-Game

Opp.	Rush	Yds.	Avg.	TD	Rec.	Yds.	Avg.	TD
Georgia So.	0	0	0.0	0	0	0	0.0	0
Stillman	0	0	0.0	0	1	5	5.0	0
Wofford	0	0	0.0	0	3	29	9.7	0
GWU	0	0	0.0	0	0	0	0.0	0
Furman	0	0	0.0	0	2	4	2.0	0
Elon	1	0	0.0	0	0	0	0.0	0
App. St.	0	0	0.0	0	0	0	0.0	0
WCU	0	0	0.0	0	0	0	0.0	0
UTC	0	0	0.0	0	1	11	11.0	0
The Citadel	0	0	0.0	0	0	0	0.0	0
Auburn								



3 COREY WHITE
6-1, 205, Sr., CB
Dunwoody, Ga.
Dunwoody HS

White's Career Stats

Yr.	Solo	Ast.	Tot.	TFL	Sks.	PBU	FF	FR	Int.
2008	12	3	15	1-2	0-0	3	0	0	0
2009	27	9	36	2-7	0-0	3	0	0	2
2010	27	4	31	2-3	0-0	7	2	0	1
2011	48	6	54	3-14	0-0	5	2	0	4
Total	114	22	136	8-26	0-0	18	4	0	7

White's 2011 Game-By-Game

Opp.	Solo	Tot.	TFL	Sks.	PBU	FF	FR	Int.
Georgia So.	3	4	0-0	0-0	1	0	0	0
Stillman	1	1	0-0	0-0	0	0	0	1
Wofford	5	5	0-0	0-0	0	0	0	0
GWU	3	3	0-0	0-0	0	0	0	0
Furman	5	6	0-0	0-0	2	0	0	1
Elon	12	12	1-5	0-0	1	1	0	1
App. St.	4	4	0-0	0-0	0	0	0	1
WCU	5	6	0-0	0-0	1	0	0	0
UTC	4	4	1-6	0-0	0	0	0	0
The Citadel	6	9	1-3	0-0	0	0	0	0
Auburn								



88 ZEKE WALTERS
6-3, 236, So., TE
Birmingham, Ala.
Southern Mississippi

Walters' Career Stats

Yr.	Rush	Yds.	Avg.	TD	Rec.	Yds.	Avg.	TD
2011	0	0	0.0	0	11	153	13.9	0
Total	0	0	0.0	0	11	153	13.9	0

Walters' 2011 Game-By-Game

Opp.	Rush	Yds.	Avg.	TD	Rec.	Yds.	Avg.	TD
Georgia So.	0	0	0.0	0	3	37	12.3	0
Stillman	0	0	0.0	0	1	15	15.0	0
Wofford	0	0	0.0	0	2	10	5.0	0
GWU	0	0	0.0	0	2	52	26.0	0
Furman	0	0	0.0	0	1	7	7.0	0
Elon	0	0	0.0	0	1	18	18.0	0
App. St.				DNP				
WCU	0	0	0.0	0	0	0	0.0	0
UTC	0	0	0.0	0	1	14	14.0	0
The Citadel	0	0	0.0	0	0	0	0.0	0
Auburn								



94 NICHOLAS WILLIAMS
6-4, 310, RS-Jr., DL
Birmingham, Ala.
Minor HS

Williams' Career Stats

Yr.	Solo	Ast.	Tot.	TFL	Sks.	PBU	FF	FR	Int.
2009	3	0	3	0-0	0	0	0	0	0
2010	4	5	9	0-0	0.5	1	1	0	0
2011	17	5	22	3-20	2.5-10	1	1	0	0
Total	24	10	34	3-20	3-15	2	2	0	0

Williams' 2011 Game-By-Game

Opp.	Solo	Tot.	TFL	Sks.	PBU	FF	FR	Int.
Georgia So.	2	4	0-0	0-0	0	0	0	0
Stillman	1	1	0-0	0-0	0	1	0	0
Wofford	2	2	0-0	0-0	0	0	0	0
GWU	2	2	0-0	0-0	0	0	0	0
Furman	2	2	1-8	1-8	1	0	0	0
Elon	1	2	1.5-2	1-2	0	0	0	0
App. St.	0	1	0-0	0-0	0	0	0	0
WCU	3	4	0-0	0-0	0	0	0	0
UTC	1	1	0-0	0-0	0	0	0	0
The Citadel	3	3	1-10	0-0	0	0	0	0
Auburn								



45 CAMERON YAW
5-11, 180, Jr., PK
Trussville, Ala.
Hewitt-Trussville HS

Yaw's Career Stats

Yr.	FGM	FGA	Pct.	Long
2009	12	18	66.7	47
2010	17	23	73.9	48
2011	20	25	80.0	46
Total	49	66	74.2	48

Yaw's 2011 Game-By-Game

Opp.	FGM	FGA	Pct.	Long
Georgia So.	1	3	33.3	39
Stillman	2	3	66.7	27
Wofford	3	4	75.0	46
GWU	2	2	100.0	27
Furman	2	2	100.0	39
Elon	3	3	100.0	29
App. St.	1	1	100.0	39
WCU	1	1	100.0	39
UTC	3	4	75.0	38
The Citadel	2	2	100.0	44
AuburnI				



The Automated ScoreBook
 Samford Overall Team Statistics (as of Nov 12, 2011)
 All games



Team Statistics	SAM	OPP
SCORING	295	238
Points Per Game	29.5	23.8
FIRST DOWNS	216	197
Rushing	94	106
Passing	114	70
Penalty	8	21
RUSHING YARDAGE	1680	1881
Yards gained rushing	1911	2107
Yards lost rushing	231	226
Rushing Attempts	396	446
Average Per Rush	4.2	4.2
Average Per Game	168.0	188.1
TDs Rushing	15	17
PASSING YARDAGE	2286	1726
Comp-Att-Int	230-361-8	147-268-13
Average Per Pass	6.3	6.4
Average Per Catch	9.9	11.7
Average Per Game	228.6	172.6
TDs Passing	15	10
TOTAL OFFENSE	3966	3607
Total Plays	757	714
Average Per Play	5.2	5.1
Average Per Game	396.6	360.7
KICK RETURNS: #-Yards	41-977	44-1018
PUNT RETURNS: #-Yards	13-153	17-138
INT RETURNS: #-Yards	13-209	8--8
KICK RETURN AVERAGE	23.8	23.1
PUNT RETURN AVERAGE	11.8	8.1
INT RETURN AVERAGE	16.1	-1.0
FUMBLES-LOST	17-9	21-11
PENALTIES-Yards	50-432	62-506
Average Per Game	43.2	50.6
PUNTS-Yards	49-1974	59-2302
Average Per Punt	40.3	39.0
Net punt average	35.0	35.1
TIME OF POSSESSION/Game	27:30	32:29
3RD-DOWN Conversions	74/168	59/154
3rd-Down Pct	44%	38%
4TH-DOWN Conversions	6/14	9/13
4th-Down Pct	43%	69%
SACKS BY-Yards	15-91	21-122
MISC YARDS	41	-5
TOUCHDOWNS SCORED	34	31
FIELD GOALS-ATTEMPTS	20-25	7-15
ON-SIDE KICKS	1-1	0-0
RED-ZONE SCORES	(35-42) 83%	(25-36) 69%
RED-ZONE TOUCHDOWNS	(20-42) 48%	(20-36) 56%
PAT-ATTEMPTS	(31-32) 97%	(31-31) 100%
ATTENDANCE	40924	58984
Games/Avg Per Game	6/6821	4/14746
Neutral Site Games		0/0

Score by Quarters	1st	2nd	3rd	4th	OT	Total
Samford	74	108	50	63	0	295
Opponents	51	65	70	52	0	238



The Automated ScoreBook
Samford Overall Individual Statistics (as of Nov 12, 2011)
All games



Rushing	gp	att	gain	loss	net	avg	td	lg	avg/g
Fabian Truss	10	150	874	27	847	5.6	7	64	84.7
Jeremiaha Gates	10	58	269	7	262	4.5	0	20	26.2
J. Sillers	8	30	179	6	173	5.8	1	34	21.6
S. Robinson	10	38	180	9	171	4.5	2	21	17.1
Kelsey Pope	10	32	183	20	163	5.1	4	29	16.3
Noah Wilson	4	14	42	3	39	2.8	0	7	9.8
D. Taliaferro	10	62	171	137	34	0.5	1	14	3.4
Ben Neill	10	3	4	2	2	0.7	0	2	0.2
Riley Hawkins	10	2	9	7	2	1.0	0	9	0.2
Mason Wald	10	1	0	0	0	0.0	0	0	0.0
Connor Lowery	3	1	0	4	-4	-4.0	0	0	-1.3
TEAM	7	5	0	9	-9	-1.8	0	0	-1.3
Total	10	396	1911	231	1680	4.2	15	64	168.0
Opponents	10	446	2107	226	1881	4.2	17	42	188.1

Passing	gp	effic	comp-att-int	pct	yds	td	lg	avg/g
D. Taliaferro	10	124.68	216-339-8	63.7	2140	13	61	214.0
Ben Neill	10	141.26	9-14-0	64.3	89	1	32	8.9
Kelsey Pope	10	189.84	3-5-0	60.0	38	1	17	3.8
Connor Lowery	3	179.80	2-2-0	100.0	19	0	10	6.3
TEAM	7	0.00	0-1-0	0.0	0	0	0	0.0
Total	10	126.18	230-361-8	63.7	2286	15	61	228.6
Opponents	10	111.56	147-268-13	54.9	1726	10	78	172.6

Receiving	gp	no.	yds	avg	td	lg	avg/g
Kelsey Pope	10	73	720	9.9	5	61	72.0
Riley Hawkins	10	37	455	12.3	2	43	45.5
Chris Cephus	10	24	327	13.6	4	32	32.7
Fabian Truss	10	23	137	6.0	0	26	13.7
Kelvin Clay	10	17	171	10.1	3	42	17.1
Zeke Walters	9	11	153	13.9	0	40	17.0
Jeremiaha Gates	10	9	51	5.7	0	11	5.1
Jauan Davis	9	8	69	8.6	0	21	7.7
Mason Wald	10	7	49	7.0	0	18	4.9
David Strider	10	7	39	5.6	0	11	3.9
Jeremy Brown	8	4	34	8.5	0	16	4.2
D. Taliaferro	10	3	38	12.7	1	17	3.8
S. Robinson	10	3	6	2.0	0	4	0.6
J. Sillers	8	2	2	1.0	0	3	0.2
J. Rodriguez	7	1	26	26.0	0	26	3.7
Sidney Jordan	10	1	9	9.0	0	9	0.9
Total	10	230	2286	9.9	15	61	228.6
Opponents	10	147	1726	11.7	10	78	172.6

Punt Returns	no.	yds	avg	td	lg
Riley Hawkins	12	133	11.1	0	44
Phillip Ketcham	1	7	7.0	0	0
S. Robinson	0	13	0.0	1	13
Total	13	153	11.8	1	44
Opponents	17	138	8.1	1	37

Interceptions	no.	yds	avg	td	lg
Corey White	4	69	17.2	1	45
Alvin Hines II	3	65	21.7	1	33
Omar Johnson	3	32	10.7	0	26
Darion Sutton	2	43	21.5	0	28
Keith Shoulders	1	0	0.0	0	0
Total	13	209	16.1	2	45
Opponents	8	-8	-1.0	0	28

Kick Returns	no.	yds	avg	td	lg
Fabian Truss	27	790	29.3	1	82
Kelsey Pope	6	94	15.7	0	28
Riley Hawkins	4	36	9.0	0	16
Jeremiaha Gates	2	26	13.0	0	15
Daniel Diamond	1	0	0.0	0	0
Kelvin Clay	1	31	31.0	0	31
Total	41	977	23.8	1	82
Opponents	44	1018	23.1	1	99

Fumble Returns	no.	yds	avg	td	lg
M. Prendergast	1	6	6.0	0	6
Darion Sutton	1	4	4.0	0	4
Total	2	10	5.0	0	6
Opponents	3	78	26.0	2	43



The Automated ScoreBook
Samford Overall Individual Statistics (as of Nov 12, 2011)
All games



Scoring	td	fg	PAT				dxp	saf	pts
			kick	rush	rcv	pass			
Cameron Yaw	-	20-25	31-32	-	-	-	-	-	91
Kelsey Pope	9	-	-	-	-	-	-	-	54
Fabian Truss	8	-	-	-	-	-	-	-	48
Chris Cephus	4	-	-	-	-	-	-	-	24
Kelvin Clay	3	-	-	-	-	-	-	-	18
S. Robinson	3	-	-	-	-	-	-	-	18
Riley Hawkins	2	-	-	-	-	-	-	-	12
D. Taliaferro	2	-	-	-	-	0-1	-	-	12
Alvin Hines II	1	-	-	-	-	-	-	-	6
Corey White	1	-	-	-	-	-	-	-	6
J. Sillers	1	-	-	-	-	-	-	-	6
Ben Neill	-	-	-	-	-	0-1	-	-	0
Total	34	20-25	31-32	-	-	0-2	-	-	295
Opponents	31	7-15	31-31	-	-	-	-	-	238

Total Offense	g	plays	rush	pass	total	avg/g
D. Taliaferro	10	401	34	2140	2174	217.4
Fabian Truss	10	150	847	0	847	84.7
Jeremiaha Gates	10	58	262	0	262	26.2
Kelsey Pope	10	37	163	38	201	20.1
J. Sillers	8	30	173	0	173	21.6
S. Robinson	10	38	171	0	171	17.1
Ben Neill	10	17	2	89	91	9.1
Noah Wilson	4	14	39	0	39	9.8
Connor Lowery	3	3	-4	19	15	5.0
Riley Hawkins	10	2	2	0	2	0.2
TEAM	7	6	-9	0	-9	-1.3
Total	10	757	1680	2286	3966	396.6
Opponents	10	714	1881	1726	3607	360.7

Field Goals	fg	pct.	01-19	20-29	30-39	40-49	50-99	lg	blk
Cameron Yaw	20-25	80.0	0-0	10-10	8-10	2-5	0-0	46	0

FG Sequence	Samford	Opponents
Georgia Southern	37,47,(39)	(41)
Stillman	38,(27),(23)	(22),(33)
Wofford	(29),(30),(46),47	(26),36
Gardner-Webb	(27),(20)	55
Furman	(39),(32)	35,35
ELON	(21),(29),(20)	(50)
Appalachian State	(39)	28
Western Carolina	(39)	(26),31
Chattanooga	(36),(27),43,(38)	(29)
The Citadel	(22),(44)	42,27

Punting	no.	yds	avg	lg	tb	fc	i20	50+	blk
Greg Peranich	41	1692	41.3	57	3	13	15	7	2
Michael O'Neal	4	166	41.5	51	2	0	0	1	0
Cameron Yaw	3	83	27.7	32	1	0	2	0	0
TEAM	1	33	33.0	17	0	0	0	0	0
Total	49	1974	40.3	57	6	13	17	8	2
Opponents	59	2302	39.0	68	4	14	17	9	1

Kickoffs	no.	yds	avg	tb	ob	retn	net	ydln
Cameron Yaw	59	3725	63.1	15	0			
Total	59	3725	63.1	15	0	23.1	40.8	29
Opponents	48	2854	59.5	3	3	23.8	37.9	32

Numbers in (parentheses) indicate field goal was made.



The Automated ScoreBook
Samford Overall Individual Statistics (as of Nov 12, 2011)
All games



All Purpose	g	rush	rcv	pr	kr	ir	total	avg/g
Fabian Truss	10	847	137	0	790	0	1774	177.4
Kelsey Pope	10	163	720	0	94	0	977	97.7
Riley Hawkins	10	2	455	133	36	0	626	62.6
Jeremiaha Gate	10	262	51	0	26	0	339	33.9
Chris Cephus	10	0	327	0	0	0	327	32.7
Kelvin Clay	10	0	171	0	31	0	202	20.2
S. Robinson	10	171	6	13	0	0	190	19.0
J. Sillers	8	173	2	0	0	0	175	21.9
Zeke Walters	9	0	153	0	0	0	153	17.0
D. Taliaferro	10	34	38	0	0	0	72	7.2
Corey White	10	0	0	0	0	69	69	6.9
Jauan Davis	9	0	69	0	0	0	69	7.7
Alvin Hines II	10	0	0	0	0	65	65	6.5
Mason Wald	10	0	49	0	0	0	49	4.9
Darion Sutton	10	0	0	0	0	43	43	4.3
Noah Wilson	4	39	0	0	0	0	39	9.8
David Strider	10	0	39	0	0	0	39	3.9
Jeremy Brown	8	0	34	0	0	0	34	4.2
Omar Johnson	10	0	0	0	0	32	32	3.2
J. Rodriguez	7	0	26	0	0	0	26	3.7
Sidney Jordan	10	0	9	0	0	0	9	0.9
Phillip Ketcham	9	0	0	7	0	0	7	0.8
Ben Neill	10	2	0	0	0	0	2	0.2
Connor Lowery	3	-4	0	0	0	0	-4	-1.3
TEAM	7	-9	0	0	0	0	-9	-1.3
Total	10	1680	2286	153	977	209	5305	530.5
Opponents	10	1881	1726	138	1018	-8	4755	475.5



The Automated ScoreBook
 Samford Overall Defensive Statistics (as of Nov 12, 2011)
 All games



##	Defensive Leaders	gp	Tackles				tfl/yds	Sacks no-yds	Pass defense			Fumbles		blkd	
			ua	a	tot				int-yds	brup	qbh	rcv-yds	ff	kick	saf
4	Justin Shade	10	44	15	59	3.0-8	1.0-4	1	.	.	
21	Alvin Hines II	10	44	14	58	2.0-7	.	3-65	8	.	.	.	1	.	
35	Keith Shoulders	10	42	14	56	3.0-9	.	1-0	1	
3	Corey White	10	48	6	54	3.0-14	.	4-69	5	.	.	2	1	.	
28	Darion Sutton	10	38	11	49	2.0-5	.	2-43	1	.	1-4	.	.	.	
93	Austin Hayes	10	32	12	44	10.0-54	4.0-34	.	3	1	.	.	1	.	
13	Durell Hill	10	32	10	42	4.0-13	0.5-0	.	2	.	.	1	.	.	
25	Omar Johnson	10	25	14	39	1.0-3	.	3-32	3	.	.	1	.	.	
75	Devyn Keith	10	31	7	38	5.0-16	2.0-11	.	2	3	3-0	.	.	.	
5	Sean Thompson	10	26	9	35	4.0-11	1	.	.	
96	Alex Davis	9	25	3	28	4.0-10	.	.	.	1	1-0	.	.	.	
44	Ben Carpenter	10	22	4	26	1.0-1	.	.	2	.	1-0	1	.	.	
94	N. Williams	10	17	5	22	3.0-20	2.5-10	.	1	.	.	1	.	.	
27	Jaquiski Tartt	9	18	3	21	
70	Aaron Bethune	10	14	6	20	4.0-9	1.0-2	.	1	.	1-0	.	.	.	
92	Jerry Mathis	10	13	5	18	3.0-5	1-0	.	.	.	
39	Tae Lewis	10	13	3	16	.	.	.	2	
56	Caleb Hullett	10	16	.	16	2.0-8	1.0-6	
48	M. Prendergast	10	12	3	15	.	.	.	1	.	1-6	.	.	.	
22	Isaac Cooper	9	9	2	11	1.0-6	.	.	1	
26	Brandon Nettles	10	9	2	11	.	.	.	1	
41	Will Tumlin	10	8	1	9	1	.	.	
23	Justin Sly	10	6	1	7	.	.	.	2	
81	B. Wilkinson	8	3	2	5	1.0-2	1.0-2	.	1	1	
33	Mason Wald	10	4	1	5	1-0	.	.	.	
49	Phillip Ketcham	9	2	1	3	1	.	
90	Brinson Porter	8	2	1	3	2.0-7	1.0-5	
29	Jeremiaha Gates	10	1	2	3	
97	Calvin Ruff	4	2	.	2	2.0-17	2.0-17	
55	Austin Storms	3	2	.	2	
73	J. Boatright	4	1	.	1	
46	David Strider	10	1	.	1	
31	Craig Millard	1	.	1	1	
11	Kelsey Pope	10	1	.	1	
37	S. Robinson	10	1	.	1	
62	Ron Wroble	10	1	.	1	
6	Riley Hawkins	10	1	.	1	
10	D. Taliaferro	10	1	.	1	
74	Charlie Sanford	9	1	.	1	
38	Chase Inman	3	.	1	1	
17	Chris Cephus	10	.	1	1	
78	George Allers	10	1	.	1	
57	Ryan Dudchock	10	1	.	1	
Total		10	570	160	730	60-225	15-91	13-209	37	6	10-10	9	4	.	
Opponents		10	591	165	756	80-235	21-122	8-8	20	15	9-78	13	4	.	



The Automated ScoreBook
 Samford Combined Team Statistics (as of Nov 12, 2011)
 All games



Date	Opponent	Score	Att.
* Sep 03, 2011	#3 GEORGIA SOUTHERN	L 17-31	8714
Sep 10, 2011	STILLMAN	W 48-6	5942
* Sep 24, 2011	at #8 Wofford	L 23-38	7329
Oct. 1, 2011	GARDNER-WEBB	W 41-14	7726
* Oct 08, 2011	at Furman	W 26-21	9152
* Oct 15, 2011	ELON	W 43-31	5703
* Oct 22, 2011	at #6 Appalachian State	L 17-35	28912
* Oct 29, 2011	WESTERN CAROLINA	W 52-24	6317
* Nov 05, 2011	CHATTANOOGA	L 9-24	6522
* Nov 12, 2011	at The Citadel	W 19-14	13591

Record:	Overall	Home	Away	Neutral
All games	6-4	4-2	2-2	0-0
Conference	4-4	2-2	2-2	0-0
Non-Conference	2-0	2-0	0-0	0-0

Team Statistics	SAM	OPP
FIRST DOWNS	216	197
Rushing	94	106
Passing	114	70
Penalty	8	21
RUSHING YARDAGE	1680	1881
Rushing Attempts	396	446
Average Per Rush	4.2	4.2
Average Per Game	168.0	188.1
TDs Rushing	15	17
PASSING YARDAGE	2286	1726
Comp-Att-Int	230-361-8	147-268-13
Average Per Pass	6.3	6.4
Average Per Catch	9.9	11.7
Average Per Game	228.6	172.6
TDs Passing	15	10
TOTAL OFFENSE	3966	3607
Average Per Play	5.2	5.1
Average Per Game	396.6	360.7
KICK RETURNS: #-Yards	41-977	44-1018
PUNT RETURNS: #-Yards	13-153	17-138
INT RETURNS: #-Yards	13-209	8--8
FUMBLES-LOST	17-9	21-11
PENALTIES-Yards	50-432	62-506
PUNTS-AVG	49-40.3	59-39.0
TIME OF POSSESSION/Game	27:30	32:29
3RD-DOWN Conversions	74/168	59/154
4TH-DOWN Conversions	6/14	9/13

Rushing	gp	att	gain	loss	net	avg	td	lg	avg/g
Fabian Truss	10	150	874	27	847	5.6	7	64	84.7
Jeremiaha Gates	10	58	269	7	262	4.5	0	20	26.2
J. Sillers	8	30	179	6	173	5.8	1	34	21.6
S. Robinson	10	38	180	9	171	4.5	2	21	17.1
Kelsey Pope	10	32	183	20	163	5.1	4	29	16.3
Noah Wilson	4	14	42	3	39	2.8	0	7	9.8
D. Taliaferro	10	62	171	137	34	0.5	1	14	3.4
Ben Neill	10	3	4	2	2	0.7	0	2	0.2
Riley Hawkins	10	2	9	7	2	1.0	0	9	0.2
Mason Wald	10	1	0	0	0	0.0	0	0	0.0
Connor Lowery	3	1	0	4	-4	-4.0	0	0	-1.3
TEAM	7	5	0	9	-9	-1.8	0	0	-1.3
Total	10	396	1911	231	1680	4.2	15	64	168.0
Opponents	10	446	2107	226	1881	4.2	17	42	188.1

Passing	gp	effic	comp-att-int	pct	yds	td	lg	avg/g
D. Taliaferro	10	124.68	216-339-8	63.7	2140	13	61	214.0
Ben Neill	10	141.26	9-14-0	64.3	89	1	32	8.9
Kelsey Pope	10	189.84	3-5-0	60.0	38	1	17	3.8
Connor Lowery	3	179.80	2-2-0	100.0	19	0	10	6.3
TEAM	7	0.00	0-1-0	0.0	0	0	0	0.0
Total	10	126.18	230-361-8	63.7	2286	15	61	228.6
Opponents	10	111.56	147-268-13	54.9	1726	10	78	172.6

Interceptions	no.	yds	avg	td	lg
Corey White	4	69	17.2	1	45
Omar Johnson	3	32	10.7	0	26
Alvin Hines II	3	65	21.7	1	33
Darion Sutton	2	43	21.5	0	28
Keith Shoulders	1	0	0.0	0	0

Receiving	gp	no.	yds	avg	td	lg	avg/g
Kelsey Pope	10	73	720	9.9	5	61	72.0
Riley Hawkins	10	37	455	12.3	2	43	45.5
Chris Cephus	10	24	327	13.6	4	32	32.7
Fabian Truss	10	23	137	6.0	0	26	13.7
Kelvin Clay	10	17	171	10.1	3	42	17.1
Zeke Walters	9	11	153	13.9	0	40	17.0
Jeremiaha Gates	10	9	51	5.7	0	11	5.1
Jauan Davis	9	8	69	8.6	0	21	7.7
Mason Wald	10	7	49	7.0	0	18	4.9
David Strider	10	7	39	5.6	0	11	3.9
Jeremy Brown	8	4	34	8.5	0	16	4.2
D. Taliaferro	10	3	38	12.7	1	17	3.8
S. Robinson	10	3	6	2.0	0	4	0.6
J. Sillers	8	2	2	1.0	0	3	0.2
J. Rodriguez	7	1	26	26.0	0	26	3.7
Sidney Jordan	10	1	9	9.0	0	9	0.9
Total	10	230	2286	9.9	15	61	228.6
Opponents	10	147	1726	11.7	10	78	172.6

Punting	no.	yds	avg	lg	tb	fc	i20	50+	blk
Greg Peranich	41	1692	41.3	57	3	13	15	7	2
Michael O'Neal	4	166	41.5	51	2	0	0	1	0
Cameron Yaw	3	83	27.7	32	1	0	2	0	0
TEAM	1	33	33.0	17	0	0	0	0	0

Punt Returns	no.	yds	avg	td	lg
Riley Hawkins	12	133	11.1	0	44
Phillip Ketcham	1	7	7.0	0	0
S. Robinson	0	13	0.0	1	13
Total	13	153	11.8	1	44
Opponents	17	138	8.1	1	37

Field Goals	fg	pct.	01-19	20-29	30-39	40-49	50-99	lg	blk
Cameron Yaw	20-25	80.0	0-0	10-10	8-10	2-5	0-0	46	0

Kick Returns	no.	yds	avg	td	lg
Fabian Truss	27	790	29.3	1	82
Kelsey Pope	6	94	15.7	0	28
Riley Hawkins	4	36	9.0	0	16
Jeremiaha Gates	2	26	13.0	0	15
Daniel Diamond	1	0	0.0	0	0
Kelvin Clay	1	31	31.0	0	31
Total	41	977	23.8	1	82
Opponents	44	1018	23.1	1	99

Scoring	td	fg	PAT			d xp	saf	pts
			kick	rush	rcv			
Cameron Yaw	-	20-25	31-32	-	-	-	-	91
Kelsey Pope	9	-	-	-	-	-	-	54
Fabian Truss	8	-	-	-	-	-	-	48
Chris Cephus	4	-	-	-	-	-	-	24
S. Robinson	3	-	-	-	-	-	-	18
Kelvin Clay	3	-	-	-	-	-	-	18
D. Taliaferro	2	-	-	-	0-1	-	-	12
Riley Hawkins	2	-	-	-	-	-	-	12
Corey White	1	-	-	-	-	-	-	6
Alvin Hines II	1	-	-	-	-	-	-	6
J. Sillers	1	-	-	-	-	-	-	6
Ben Neill	-	-	-	-	0-1	-	-	0
Total	34	20-25	31-32	-	-	0-2	-	295
Opponents	31	7-15	31-31	-	-	-	-	238

All Purpose	g	rush	rcv	pr	kr	ir	total	avg/g
Fabian Truss	10	847	137	0	790	0	1774	177.4
Kelsey Pope	10	163	720	0	94	0	977	97.7
Riley Hawkins	10	2	455	133	36	0	626	62.6
Jeremiaha Gates	10	262	51	0	26	0	339	33.9
Chris Cephus	10	0	327	0	0	0	327	32.7
Total	10	1680	2286	153	977	209	5305	530.5
Opponents	10	1881	1726	138	1018	-8	4755	475.5

Total Offense	g	plays	rush	pass	total	avg/g
D. Taliaferro	10	401	34	2140	2174	217.4
Fabian Truss	10	150	847	0	847	84.7
Jeremiaha Gates	10	58	262	0	262	26.2
Kelsey Pope	10	37	163	38	201	20.1

Score by Quarters	1st	2nd	3rd	4th	OT	Total
-------------------	-----	-----	-----	-----	----	-------



The Automated ScoreBook
Samford Game Results (as of Nov 12, 2011)
All games



Date	Opponent	Score	Overall	Conference	Time	Attend
* Sep 03, 2011	#3 GEORGIA SOUTHERN	L 17-31	0-1	0-1	2:43	8714
Sep 10, 2011	STILLMAN	W 48-6	1-1	0-1	2:44	5942
* Sep 24, 2011	at #8 Wofford	L 23-38	1-2	0-2	2:54	7329
Oct. 1, 2011	GARDNER-WEBB	W 41-14	2-2	0-2	3:01	7726
* Oct 08, 2011	at Furman	W 26-21	3-2	1-2	3:05	9152
* Oct 15, 2011	ELON	W 43-31	4-2	2-2	3:19	5703
* Oct 22, 2011	at #6 Appalachian State	L 17-35	4-3	2-3	2:50	28912
* Oct 29, 2011	WESTERN CAROLINA	W 52-24	5-3	3-3	3:02	6317
* Nov 05, 2011	CHATTANOOGA	L 9-24	5-4	3-4	3:07	6522
* Nov 12, 2011	at The Citadel	W 19-14	6-4	4-4	2:45	13591



The Automated ScoreBook
 Samford Team Game-by-Game (as of Nov 12, 2011)
 All games



TEAM STATISTICS

Date	Opponent	Rushing				Receiving				Passing				Kick Returns				Punt Returns				tot off
		no.	yds	td	lg	no.	yds	td	lg	cmp-att-int	yds	td	lg	no.	yds	td	lg	no.	yds	td	lg	
Sep 03	GEORGIA SOUTHERN	34	61	1	16	24	277	1	42	24-40-2	277	1	42	6	132	0	43	2	7	0	9	338
Sep 10	STILLMAN	43	304	3	29	20	169	2	17	20-28-0	169	2	17	3	111	0	43	2	82	0	44	473
Sep 24	at Wofford	25	34	1	16	26	241	1	61	26-42-0	241	1	61	5	161	0	56	0	0	0	0	275
Oct. 1	GARDNER-WEBB	48	160	1	34	18	304	3	60	18-32-0	304	3	60	2	83	0	49	4	38	1	14	464
Oct 08	at Furman	44	181	0	20	22	234	3	39	22-35-1	234	3	39	3	75	0	36	0	0	0	0	415
Oct 15	ELON	60	348	5	64	16	115	0	20	16-21-1	115	0	20	5	94	0	28	1	0	0	0	463
Oct 22	at Appalachian State	28	84	0	22	29	296	2	43	29-44-2	296	2	43	5	122	0	41	1	8	0	8	380
Oct 29	WESTERN CAROLINA	44	303	3	61	17	160	2	23	17-30-1	160	2	23	4	108	1	82	1	9	0	0	463
Nov 05	CHATTANOOGA	36	92	0	18	24	250	0	43	24-44-1	250	0	43	5	63	0	31	1	5	0	5	342
Nov 12	at The Citadel	34	113	1	17	34	240	1	18	34-45-0	240	1	18	3	28	0	16	1	4	0	4	353
Samford		396	1680	15	64	230	2286	15	61	230-361-8	2286	15	61	41	977	1	82	13	153	1	44	3966
		446	1881	17	42	147	1726	10	78	147-268-13	1726	10	78	44	1018	1	99	17	138	1	37	3607

Games played: 10
 Avg per rush: 4.2
 Avg per catch: 9.9
 Pass efficiency: 126.18
 Kick ret avg: 23.8
 Punt ret avg: 11.8
 All purpose avg/game: 530.5
 Total offense avg/gm: 396.6

Date	Opponent	Tackles				Sacks no-yds	Fumble		Pass Defense			Blkd kick	PAT Attempts			saf	pts	
		ua	a	total	tfl-yds		ff	fr-yds	int-yds	qbh	brup		kick	rush	rcv			
Sep 03	GEORGIA SOUTHERN	54	13	67	2.0-6	0.0-0	1	3-0	0-0	1	2	0	2-2	0	0	0	0	17
Sep 10	STILLMAN	47	9	56	11.0-38	3.0-23	1	0-0	2-37	0	5	0	6-6	0	0	0	0	48
Sep 24	at Wofford	64	3	67	4.0-12	1.0-2	1	1-0	1-30	0	1	0	2-2	0	0	0	0	23
Oct. 1	GARDNER-WEBB	55	14	69	9.0-37	2.0-18	0	1-0	0-0	1	6	1	5-5	0	0	0	0	41
Oct 08	at Furman	33	44	77	5.0-23	4.0-20	0	0-0	3-73	0	7	0	2-3	0	0	0	0	26
Oct 15	ELON	59	5	64	9.0-37	5.0-28	2	2-6	4-30	0	6	0	4-4	0	0	0	0	43
Oct 22	at Appalachian State	63	19	82	4.0-18	0.0-0	2	1-0	1-0	2	3	0	2-2	0	0	0	0	17
Oct 29	WESTERN CAROLINA	75	16	91	6.0-13	0.0-0	0	0-0	1-33	1	4	1	7-7	0	0	0	0	52
Nov 05	CHATTANOOGA	57	8	65	6.0-22	0.0-0	0	0-0	0-0	1	3	0	0-0	0	0	0	0	9
Nov 12	at The Citadel	63	29	92	4.0-19	0.0-0	2	2-4	1-6	0	0	2	1-1	0	0	0	0	19
Samford		570	160	730	60.0-225	16.0-91	9	10-10	13-209	6	37	4	31-32	0	0	0	0	295
		591	165	756	80.0-235	21.0-111	13	9-78	8-8	15	20	4	31-31	0	0	0	0	238

Date	Opponent	Punting							Field Goals			Kickoffs						
		no.	yds	avg	long	blkd	tb	fc	50+	i20	md-att	long	blkd	no.	yds	avg	tb	ob
Sep 03	GEORGIA SOUTHERN	5	189	37.8	53	0	0	0	1	2	1-3	39	0	3	207	69.0	1	0
Sep 10	STILLMAN	2	96	48.0	54	0	1	0	1	1	2-3	27	0	9	602	66.9	4	0
Sep 24	at Wofford	3	131	43.7	47	0	0	0	0	2	3-4	46	0	4	261	65.2	0	0
Oct. 1	GARDNER-WEBB	6	250	41.7	43	1	1	2	0	2	2-2	27	0	8	480	60.0	2	0
Oct 08	at Furman	6	246	41.0	48	0	0	2	0	1	2-2	39	0	6	336	56.0	0	0
Oct 15	ELON	5	188	37.6	50	1	1	2	1	3	3-3	29	0	9	546	60.7	2	0
Oct 22	at Appalachian State	7	265	37.9	55	0	0	2	2	1	1-1	39	0	4	275	68.8	1	0
Oct 29	WESTERN CAROLINA	6	251	41.8	57	0	1	1	1	3	1-1	39	0	8	488	61.0	2	0
Nov 05	CHATTANOOGA	6	234	39.0	51	0	0	4	1	2	3-4	38	0	3	204	68.0	2	0
Nov 12	at The Citadel	3	124	41.3	51	0	2	0	1	0	2-2	44	0	5	326	65.2	1	0
Samford		49	1974	40.3	57	2	6	13	8	17	20-25	46	0	59	3725	63.1	15	0
		59	2302	39.0	68	1	4	14	9	17	7-15	50	3	48	2854	59.5	3	3



The Automated ScoreBook
 Samford Opponent Game-by-Game (as of Nov 12, 2011)
 All games



OPPONENT STATISTICS

Date	Opponent	Rushing				Receiving				Passing				Kick Returns				Punt Returns				tot off
		no.	yds	td	lg	no.	yds	td	lg	cmp-att-int	yds	td	lg	no.	yds	td	lg	no.	yds	td	lg	
Sep 03	GEORGIA SOUTHERN	49	263	3	37	7	95	0	42	7-14-0	95	0	42	3	116	1	99	2	9	0	13	358
Sep 10	STILLMAN	35	45	0	16	10	186	0	78	10-24-2	186	0	78	5	83	0	23	1	11	0	11	231
Sep 24	at Wofford	65	443	5	40	5	69	0	25	5-10-1	69	0	25	4	90	0	50	0	0	0	0	512
Oct. 1	GARDNER-WEBB	42	204	1	42	11	127	1	31	11-27-0	127	1	31	6	91	0	23	2	16	0	11	331
Oct 08	at Furman	26	71	0	27	27	356	3	66	27-45-3	356	3	66	5	160	0	57	4	27	0	17	427
Oct 15	ELON	28	59	1	16	35	312	2	31	35-61-4	312	2	31	7	80	0	25	2	34	1	16	371
Oct 22	at Appalachian State	42	229	3	24	19	290	2	69	19-30-1	290	2	69	3	79	0	29	2	29	0	37	519
Oct 29	WESTERN CAROLINA	56	175	0	14	16	196	2	29	16-32-1	196	2	29	6	115	0	25	2	0	0	0	371
Nov 05	CHATTANOOGA	45	154	2	20	14	74	0	22	14-21-0	74	0	22	1	43	0	43	1	-3	0	0	228
Nov 12	at The Citadel	58	238	2	39	3	21	0	11	3-4-1	21	0	11	4	161	0	52	1	15	0	15	259
Opponents		446	1881	17	42	147	1726	10	78	147-268-13	1726	10	78	44	1018	1	99	17	138	1	37	3607
		396	1680	15	64	230	2286	15	61	230-361-8	2286	15	61	41	977	1	82	13	153	1	44	3966

Games played: 10
 Avg per rush: 4.2
 Avg per catch: 11.7
 Pass efficiency: 111.56
 Kick ret avg: 23.1
 Punt ret avg: 8.1
 All purpose avg/game: 475.5
 Total offense avg/gm: 360.7

Date	Opponent	Tackles				Sacks no-yds	Fumble		Pass Defense			Blkd kick	PAT Attempts				pts		
		ua	a	total	tfl-yds		ff	fr-yds	int-yds	qbh	brup		kick	rush	rcv	saf			
Sep 03	GEORGIA SOUTHERN	59	19	78	9.0-41	5.0-28	0	0-0	2-6	1	3	0	4-4	0	0	0	0	0	31
Sep 10	STILLMAN	62	11	73	3.0-3	0.0-0	0	0-0	0-0	0	0	0	0-0	0	0	0	0	0	6
Sep 24	at Wofford	53	4	57	8.0-36	4.0-25	3	1-0	0-0	7	5	0	5-5	0	0	0	0	0	38
Oct. 1	GARDNER-WEBB	65	15	80	14.0-25	1.0-2	1	0-0	0-0	0	1	1	2-2	0	0	0	0	0	14
Oct 08	at Furman	36	58	94	7.0-17	1.0-0	1	1-0	1-0	0	2	1	3-3	0	0	0	0	0	21
Oct 15	ELON	72	8	80	13.0-39	1.0-10	3	2-0	1-28	0	2	1	4-4	0	0	0	0	0	31
Oct 22	at Appalachian State	60	22	82	7.0-13	3.0-7	1	1-15	2-53	3	2	1	5-5	0	0	0	0	0	35
Oct 29	WESTERN CAROLINA	54	5	59	4.0-5	0.0-0	1	1-20	1-11	1	2	0	3-3	0	0	0	0	0	24
Nov 05	CHATTANOOGA	63	4	67	7.0-40	4.0-34	1	1-43	1-0	2	2	0	3-3	0	0	0	0	0	24
Nov 12	at The Citadel	67	19	86	8.0-16	2.0-5	2	2-0	0-0	1	1	0	2-2	0	0	0	0	0	14
Opponents		591	165	756	80.0-235	21.0-111	13	9-78	8-8	15	20	4	31-31	0	0	0	0	0	238
		570	160	730	60.0-225	16.0-91	9	10-10	13-209	6	37	4	31-32	0	0	0	0	0	295

Date	Opponent	Punting							Field Goals			Kickoffs						
		no.	yds	avg	long	blkd	tb	fc	50+	i20	md-att	long	blkd	no.	yds	avg	tb	ob
Sep 03	GEORGIA SOUTHERN	4	173	43.2	45	0	0	2	0	1	1-1	41	0	6	382	63.7	0	0
Sep 10	STILLMAN	9	403	44.8	59	0	0	0	2	3	2-2	33	0	3	194	64.7	0	0
Sep 24	at Wofford	2	74	37.0	40	0	0	0	0	1	1-2	26	0	7	429	61.3	0	2
Oct. 1	GARDNER-WEBB	9	344	38.2	68	1	3	1	2	2	0-1	0	0	3	152	50.7	0	0
Oct 08	at Furman	6	181	30.2	34	0	0	3	0	3	0-2	0	0	4	274	68.5	1	0
Oct 15	ELON	5	175	35.0	45	0	0	2	0	1	1-1	50	0	6	339	56.5	1	0
Oct 22	at Appalachian State	4	149	37.2	45	0	0	2	0	1	0-1	0	0	6	399	66.5	1	0
Oct 29	WESTERN CAROLINA	8	282	35.2	45	0	0	3	0	1	1-2	26	1	5	242	48.4	0	1
Nov 05	CHATTANOOGA	9	364	40.4	59	0	0	0	3	4	1-1	29	0	5	256	51.2	0	0
Nov 12	at The Citadel	3	157	52.3	61	0	1	1	2	0	0-2	0	2	3	187	62.3	0	0
Opponents		59	2302	39.0	68	1	4	14	9	17	7-15	50	3	48	2854	59.5	3	3
		49	1974	40.3	57	2	6	13	8	17	20-25	46	0	59	3725	63.1	15	0



The Automated ScoreBook
Samford Game Superlatives (as of Nov 12, 2011)
All games



INDIVIDUAL GAME HIGHS

Rushes	26	Fabian Truss at Furman (Oct 08, 2011)
	26	Fabian Truss vs ELON (Oct 15, 2011)
Yards Rushing	191	Fabian Truss vs ELON (Oct 15, 2011)
TD Rushes	3	Fabian Truss vs ELON (Oct 15, 2011)
Long Rush	64	Fabian Truss vs ELON (Oct 15, 2011)
Pass attempts	45	D. Taliaferro at The Citadel (Nov 12, 2011)
Pass completions	34	D. Taliaferro at The Citadel (Nov 12, 2011)
Yards Passing	290	D. Taliaferro vs Gardner-Webb (Oct. 1, 2011)
TD Passes	3	D. Taliaferro vs Gardner-Webb (Oct. 1, 2011)
	3	D. Taliaferro at Furman (Oct 08, 2011)
Long Pass	61	D. Taliaferro at Wofford (Sep 24, 2011)
Receptions	17	Kelsey Pope at The Citadel (Nov 12, 2011)
Yards Receiving	125	Kelsey Pope vs Gardner-Webb (Oct. 1, 2011)
TD Receptions	2	Kelsey Pope vs Stillman (Sep 10, 2011)
Long Reception	61	Kelsey Pope at Wofford (Sep 24, 2011)
Field Goals	3	Cameron Yaw at Wofford (Sep 24, 2011)
	3	Cameron Yaw vs ELON (Oct 15, 2011)
	3	Cameron Yaw vs Chattanooga (Nov 05, 2011)
Long Field Goal	46	Cameron Yaw at Wofford (Sep 24, 2011)
Punts	6	Greg Peranich vs Gardner-Webb (Oct. 1, 2011)
	6	Greg Peranich at Furman (Oct 08, 2011)
	6	Greg Peranich at Appalachian State (Oct 22, 2011)
	6	Greg Peranich vs Chattanooga (Nov 05, 2011)
Punting Avg	54.0	Greg Peranich vs Stillman (Sep 10, 2011)
Long Punt	57	Greg Peranich vs Western Carolina (Oct 29, 2011)
Punts inside 20	3	Greg Peranich vs Western Carolina (Oct 29, 2011)
Long Punt Return	44	Riley Hawkins vs Stillman (Sep 10, 2011)
Long Kickoff Return	82	Fabian Truss vs Western Carolina (Oct 29, 2011)
Tackles	12	Corey White vs ELON (Oct 15, 2011)
	12	Omar Johnson vs Western Carolina (Oct 29, 2011)
Sacks	2.0	Calvin Ruff vs Stillman (Sep 10, 2011)
	2.0	Austin Hayes vs ELON (Oct 15, 2011)
Tackles For Loss	3.0	Sean Thompson vs Western Carolina (Oct 29, 2011)
	3.0	Alex Davis vs Chattanooga (Nov 05, 2011)
Interceptions	1	Corey White vs Stillman (Sep 10, 2011)
	1	Darion Sutton vs Stillman (Sep 10, 2011)
	1	Alvin Hines II at Wofford (Sep 24, 2011)
	1	Corey White at Furman (Oct 08, 2011)
	1	Alvin Hines II at Furman (Oct 08, 2011)
	1	Omar Johnson at Furman (Oct 08, 2011)
	1	Omar Johnson vs ELON (Oct 15, 2011)
	1	Darion Sutton vs ELON (Oct 15, 2011)
	1	Keith Shoulders vs ELON (Oct 15, 2011)
	1	Corey White vs ELON (Oct 15, 2011)
	1	Corey White at Appalachian State (Oct 22, 2011)
	1	Alvin Hines II vs Western Carolina (Oct 29, 2011)
	1	Omar Johnson at The Citadel (Nov 12, 2011)



The Automated ScoreBook
Samford Game Superlatives (as of Nov 12, 2011)
All games



TEAM GAME HIGHS

Rushes	60	vs ELON (Oct 15, 2011)
Yards Rushing	348	vs ELON (Oct 15, 2011)
Yards Per Rush	7.1	vs Stillman (Sep 10, 2011)
TD Rushes	5	vs ELON (Oct 15, 2011)
Pass attempts	45	at The Citadel (Nov 12, 2011)
Pass completions	34	at The Citadel (Nov 12, 2011)
Yards Passing	304	vs Gardner-Webb (Oct. 1, 2011)
Yards Per Pass	9.5	vs Gardner-Webb (Oct. 1, 2011)
TD Passes	3	vs Gardner-Webb (Oct. 1, 2011)
	3	at Furman (Oct 08, 2011)
Total Plays	81	vs ELON (Oct 15, 2011)
Total Offense	473	vs Stillman (Sep 10, 2011)
Yards Per Play	6.7	vs Stillman (Sep 10, 2011)
Points	52	vs Western Carolina (Oct 29, 2011)
Sacks By	5	vs ELON (Oct 15, 2011)
First Downs	26	vs Stillman (Sep 10, 2011)
Penalties	7	vs Stillman (Sep 10, 2011)
	7	vs Gardner-Webb (Oct. 1, 2011)
	7	vs ELON (Oct 15, 2011)
Penalty Yards	75	vs ELON (Oct 15, 2011)
Turnovers	3	vs ELON (Oct 15, 2011)
	3	at Appalachian State (Oct 22, 2011)
Interceptions By	4	vs ELON (Oct 15, 2011)
Punts	7	at Appalachian State (Oct 22, 2011)
Punting Avg	48.0	vs Stillman (Sep 10, 2011)
Long Punt	57	vs Western Carolina (Oct 29, 2011)
Punts inside 20	3	vs ELON (Oct 15, 2011)
	3	vs Western Carolina (Oct 29, 2011)
Long Punt Return	44	vs Stillman (Sep 10, 2011)



The Automated ScoreBook
Samford Game Superlatives (as of Nov 12, 2011)
All games



OPPONENT INDIVIDUAL GAME HIGHS

Rushes	30	Michael Vaughn, vs Western Carolina (Oct 29, 2011)
Yards Rushing	173	Donovan Johnson, at Wofford (Sep 24, 2011)
TD Rushes	3	E. Breitenstein, at Wofford (Sep 24, 2011)
Long Rush	42	LITTLE, K., vs Gardner-Webb (Oct. 1, 2011)
Pass attempts	60	Thomas Wilson, vs ELON (Oct 15, 2011)
Pass completions	35	Thomas Wilson, vs ELON (Oct 15, 2011)
Yards Passing	356	Chris Forcier, at Furman (Oct 08, 2011)
TD Passes	3	Chris Forcier, at Furman (Oct 08, 2011)
Long Pass	78	Purnell,Dondre, vs Stillman (Sep 10, 2011)
Receptions	15	Aaron Mellette, vs ELON (Oct 15, 2011)
Yards Receiving	171	Aaron Mellette, vs ELON (Oct 15, 2011)
TD Receptions	1	PAUL, J., vs Gardner-Webb (Oct. 1, 2011)
	1	Tersoo Uhaa, at Furman (Oct 08, 2011)
	1	Colin Anderson, at Furman (Oct 08, 2011)
	1	Tyler Maples, at Furman (Oct 08, 2011)
	1	Aaron Mellette, vs ELON (Oct 15, 2011)
	1	C. Dennis, vs ELON (Oct 15, 2011)
	1	Tony Washington, at Appalachian State (Oct 22, 2011)
	1	Brian Quick, at Appalachian State (Oct 22, 2011)
	1	Gary Green, vs Western Carolina (Oct 29, 2011)
	1	G. Richardson, vs Western Carolina (Oct 29, 2011)
Long Reception	78	Ford,Damian, vs Stillman (Sep 10, 2011)
Field Goals	2	Perez-Huerta,A., vs Stillman (Sep 10, 2011)
Long Field Goal	50	Adam Shreiner, vs ELON (Oct 15, 2011)
Punts	9	Perez-Huerta,A., vs Stillman (Sep 10, 2011)
	9	PURVIS, G., vs Gardner-Webb (Oct. 1, 2011)
	9	Joel Bradford, vs Chattanooga (Nov 05, 2011)
Punting Avg	52.3	Couey,Cass, at The Citadel (Nov 12, 2011)
Long Punt	68	PURVIS, G., vs Gardner-Webb (Oct. 1, 2011)
Punts inside 20	4	Joel Bradford, vs Chattanooga (Nov 05, 2011)
Long Punt Return	37	Travaris Cadet, at Appalachian State (Oct 22, 2011)
Long Kickoff Return	99	Scott, Laron, vs Georgia Southern (Sep 03, 2011)
Tackles	20	K. Anderson, at Furman (Oct 08, 2011)
Sacks	3.0	Joshua Williams, vs Chattanooga (Nov 05, 2011)
Tackles For Loss	3.0	Joshua Williams, vs Chattanooga (Nov 05, 2011)
Interceptions	2	Rodger Walker, at Appalachian State (Oct 22, 2011)



The Automated ScoreBook
Samford Game Superlatives (as of Nov 12, 2011)
All games



OPPONENT TEAM GAME HIGHS

Rushes	65	at Wofford (Sep 24, 2011)
Yards Rushing	443	at Wofford (Sep 24, 2011)
Yards Per Rush	6.8	at Wofford (Sep 24, 2011)
TD Rushes	5	at Wofford (Sep 24, 2011)
Pass attempts	61	vs ELON (Oct 15, 2011)
Pass completions	35	vs ELON (Oct 15, 2011)
Yards Passing	356	at Furman (Oct 08, 2011)
Yards Per Pass	9.7	at Appalachian State (Oct 22, 2011)
TD Passes	3	at Furman (Oct 08, 2011)
Total Plays	89	vs ELON (Oct 15, 2011)
Total Offense	519	at Appalachian State (Oct 22, 2011)
Yards Per Play	7.2	at Appalachian State (Oct 22, 2011)
Points	38	at Wofford (Sep 24, 2011)
Sacks By	5	vs Georgia Southern (Sep 03, 2011)
First Downs	27	at Wofford (Sep 24, 2011)
Penalties	15	vs Stillman (Sep 10, 2011)
Penalty Yards	104	at Wofford (Sep 24, 2011)
Turnovers	6	vs ELON (Oct 15, 2011)
Interceptions By	2	vs Georgia Southern (Sep 03, 2011)
	2	at Appalachian State (Oct 22, 2011)
Punts	9	vs Stillman (Sep 10, 2011)
	9	vs Gardner-Webb (Oct. 1, 2011)
	9	vs Chattanooga (Nov 05, 2011)
Punting Avg	52.3	at The Citadel (Nov 12, 2011)
Long Punt	68	vs Gardner-Webb (Oct. 1, 2011)
Punts inside 20	4	vs Chattanooga (Nov 05, 2011)
Long Punt Return	37	at Appalachian State (Oct 22, 2011)



The Automated ScoreBook
 Samford Red-Zone Results (as of Nov 12, 2011)
 All games



Samford Inside Opponent Red-Zone

Date	Opponent	Score	Times In RZ	Times Scored	Total Pts	Rush TDs	Pass TDs	FGs Made	Failed to score inside RZ							
									FGA	Down	Int	Fumb	Half	Game		
Sep 03, 2011	GEORGIA SOUTHERN	L 17-31	4	2	10	1	1	0	1	2	0	0	0	0	0	0
Sep 10, 2011	STILLMAN	W 48-6	6	5	27	3	1	2	2	1	0	0	0	0	0	0
Sep 24, 2011	at Wofford	L 23-38	4	3	13	1	1	0	2	0	1	0	0	0	0	0
Oct. 1, 2011	GARDNER-WEBB	W 41-14	5	5	27	3	1	2	2	0	0	0	0	0	0	0
Oct 08, 2011	at Furman	W 26-21	3	3	17	2	0	2	1	0	0	0	0	0	0	0
Oct 15, 2011	ELON	W 43-31	7	7	36	4	4	0	3	0	0	0	0	0	0	0
Oct 22, 2011	at Appalachian State	L 17-35	2	1	7	1	0	1	0	0	0	1	0	0	0	0
Oct 29, 2011	WESTERN CAROLINA	W 52-24	4	3	21	3	1	2	0	0	0	0	0	0	1	0
Nov 05, 2011	CHATTANOOGA	L 9-24	4	3	9	0	0	0	3	0	0	1	0	0	0	0
Nov 12, 2011	at The Citadel	W 19-14	3	3	16	2	1	1	1	0	0	0	0	0	0	0
Totals			42	35	183	20	10	10	15	3	1	2	0	1	0	0
35 of 42 (83.3%)																

Opponents Inside Samford Red-Zone

Date	Opponent	Score	Times In RZ	Times Scored	Total Pts	Rush TDs	Pass TDs	FGs Made	Failed to score inside RZ							
									FGA	Down	Int	Fumb	Half	Game		
Sep 03, 2011	GEORGIA SOUTHERN	L 17-31	3	3	21	3	3	0	0	0	0	0	0	0	0	0
Sep 10, 2011	STILLMAN	W 48-6	2	2	6	0	0	0	2	0	0	0	0	0	0	0
Sep 24, 2011	at Wofford	L 23-38	6	5	31	4	4	0	1	1	0	0	0	0	0	0
Oct. 1, 2011	GARDNER-WEBB	W 41-14	2	1	7	1	0	1	0	0	1	0	0	0	0	0
Oct 08, 2011	at Furman	W 26-21	4	2	14	2	0	2	0	2	0	0	0	0	0	0
Oct 15, 2011	ELON	W 43-31	3	3	21	3	1	2	0	0	0	0	0	0	0	0
Oct 22, 2011	at Appalachian State	L 17-35	5	3	21	3	3	0	0	1	0	0	1	0	0	0
Oct 29, 2011	WESTERN CAROLINA	W 52-24	3	1	3	0	0	0	1	1	1	0	0	0	0	0
Nov 05, 2011	CHATTANOOGA	L 9-24	3	3	17	2	2	0	1	0	0	0	0	0	0	0
Nov 12, 2011	at The Citadel	W 19-14	5	2	14	2	2	0	0	1	1	0	1	0	0	0
Totals			36	25	155	20	15	5	5	6	3	0	2	0	0	0
25 of 36 (69.4%)																



The Automated ScoreBook
 Samford By-Quarter Statistics (as of Nov 12, 2011)
 All games



3rd-Down Conversions

Date	Opponent	Score	Overall	1st Qtr	2nd Qtr	3rd Qtr	4th Qtr	Overtime
Sep 03, 2011	GEORGIA SOUTHERN	L 17-31	9-19 47.4	2-4 50.0	3-5 60.0	3-7 42.9	1-3 33.3	
Sep 10, 2011	STILLMAN	W 48-6	4-11 36.4	1-2 50.0	0-1 0.0	0-3 0.0	3-5 60.0	
Sep 24, 2011	at Wofford	L 23-38	4-14 28.6	2-4 50.0	1-4 25.0	0-2 0.0	1-4 25.0	
Oct. 1, 2011	GARDNER-WEBB	W 41-14	10-21 47.6	3-4 75.0	2-6 33.3	2-5 40.0	3-6 50.0	
Oct 08, 2011	at Furman	W 26-21	6-16 37.5	3-5 60.0	2-4 50.0	0-3 0.0	1-4 25.0	
Oct 15, 2011	ELON	W 43-31	7-18 38.9	2-4 50.0	2-3 66.7	2-6 33.3	1-5 20.0	
Oct 22, 2011	at Appalachian State	L 17-35	7-15 46.7	2-5 40.0	2-4 50.0	1-4 25.0	2-2 100.0	
Oct 29, 2011	WESTERN CAROLINA	W 52-24	8-17 47.1	1-2 50.0	2-5 40.0	4-6 66.7	1-4 25.0	
Nov 05, 2011	CHATTANOOGA	L 9-24	7-19 36.8	2-5 40.0	2-5 40.0	2-5 40.0	1-4 25.0	
Nov 12, 2011	at The Citadel	W 19-14	12-18 66.7	1-3 33.3	5-6 83.3	3-5 60.0	3-4 75.0	
	Samford		74-168 44.0	19-38 50.0	21-43 48.8	17-46 37.0	17-41 41.5	0-0 0.0
	Opponents		59-154 38.3	21-41 51.2	12-39 30.8	12-34 35.3	14-40 35.0	0-0 0.0

4th-Down Conversions

Date	Opponent	Score	Overall	1st Qtr	2nd Qtr	3rd Qtr	4th Qtr	Overtime
Sep 03, 2011	GEORGIA SOUTHERN	L 17-31	0-1 0.0	0-0 0.0	0-0 0.0	0-0 0.0	0-1 0.0	
Sep 10, 2011	STILLMAN	W 48-6	1-2 50.0	0-1 0.0	0-0 0.0	1-1 100.0	0-0 0.0	
Sep 24, 2011	at Wofford	L 23-38	2-4 50.0	0-0 0.0	2-2 100.0	0-0 0.0	0-2 0.0	
Oct. 1, 2011	GARDNER-WEBB	W 41-14	1-2 50.0	0-0 0.0	1-1 100.0	0-0 0.0	0-1 0.0	
Oct 08, 2011	at Furman	W 26-21	1-2 50.0	0-0 0.0	1-1 100.0	0-1 0.0	0-0 0.0	
Oct 15, 2011	ELON	W 43-31	1-1 100.0	1-1 100.0	0-0 0.0	0-0 0.0	0-0 0.0	
Oct 22, 2011	at Appalachian State	L 17-35	0-0 0.0	0-0 0.0	0-0 0.0	0-0 0.0	0-0 0.0	
Oct 29, 2011	WESTERN CAROLINA	W 52-24	0-0 0.0	0-0 0.0	0-0 0.0	0-0 0.0	0-0 0.0	
Nov 05, 2011	CHATTANOOGA	L 9-24	0-1 0.0	0-0 0.0	0-0 0.0	0-0 0.0	0-1 0.0	
Nov 12, 2011	at The Citadel	W 19-14	0-1 0.0	0-0 0.0	0-0 0.0	0-0 0.0	0-1 0.0	
	Samford		6-14 42.9	1-2 50.0	4-4 100.0	1-2 50.0	0-6 0.0	0-0 0.0
	Opponents		9-13 69.2	3-3 100.0	3-5 60.0	1-1 100.0	2-4 50.0	0-0 0.0

Time of Possession

Date	Opponent	Score	Overall	1st Qtr	2nd Qtr	3rd Qtr	4th Qtr	Overtime
Sep 03, 2011	GEORGIA SOUTHERN	L 17-31	28:17	6:03	9:15	8:23	4:36	
Sep 10, 2011	STILLMAN	W 48-6	26:43	5:27	5:14	6:57	9:05	
Sep 24, 2011	at Wofford	L 23-38	22:17	7:59	6:00	2:57	5:21	
Oct. 1, 2011	GARDNER-WEBB	W 41-14	29:05	4:12	6:05	8:50	9:58	
Oct 08, 2011	at Furman	W 26-21	30:35	8:47	6:48	6:40	8:20	
Oct 15, 2011	ELON	W 43-31	31:32	7:27	7:14	9:36	7:15	
Oct 22, 2011	at Appalachian State	L 17-35	27:20	7:47	9:07	4:42	5:44	
Oct 29, 2011	WESTERN CAROLINA	W 52-24	25:39	3:04	5:37	9:07	7:51	
Nov 05, 2011	CHATTANOOGA	L 9-24	27:16	5:38	6:51	8:50	5:57	
Nov 12, 2011	at The Citadel	W 19-14	26:12	6:22	8:29	5:17	6:04	
	Samford	Total	274:56	62:46	70:40	71:19	70:11	0:00
		Avg.	27:29	6:16	7:04	7:07	7:01	0:00
	Opponents	Total	324:54	87:14	79:20	78:31	79:49	0:00
		Avg.	32:29	8:43	7:56	7:51	7:58	0:00



The Automated ScoreBook
Samford Total Tackles Game-by-Game (as of Nov 12, 2011)
All games



Total Tackles	UA-A	Total	GSU	SC	WOF	GWU	FUR	ELON	ASU	WCU	UTC	CIT
Justin Shade LB	44-15	59	5-0	2-3	3-0	3-0	2-5	3-0	5-3	5-3	5-1	11-0
Alvin Hines II DB	44-14	58	7-0	1-0	3-0	6-1	2-7	2-2	10-0	4-0	5-1	4-3
Keith Shoulders LB	42-14	56	3-1	5-0	5-0	6-1	1-6	3-0	6-2	5-1	3-2	5-1
Corey White CB	48-6	54	3-1	1-0	5-0	3-0	5-1	12-0	4-0	5-1	4-0	6-3
Darion Sutton LB	38-11	49	5-2	-	3-0	5-0	2-2	6-0	0-1	8-0	6-1	3-5
Austin Hayes DL	32-12	44	2-0	3-1	3-0	4-0	1-2	5-0	3-4	2-0	5-0	4-5
Durell Hill LB	32-10	42	6-1	1-1	6-1	1-1	1-2	6-0	3-1	3-0	2-1	3-2
Omar Johnson DB	25-14	39	1-0	-	2-0	3-3	2-3	3-0	4-2	8-4	0-1	2-1
Devyn Keith DL	31-7	38	1-1	2-0	6-0	5-0	2-1	4-1	5-1	1-3	4-0	1-0
Sean Thompson LB	26-9	35	4-1	3-0	4-2	1-1	2-1	3-0	2-1	4-1	3-0	0-2
Alex Davis DL	25-3	28	4-1	2-0	4-0	DNP	-	1-0	2-0	2-0	7-0	3-2
Ben Carpenter LB	22-4	26	-	7-0	3-0	0-1	1-3	3-0	2-0	4-0	1-0	1-0
N. Williams DL	17-5	22	2-2	1-0	2-0	2-0	2-0	1-1	0-1	3-1	1-0	3-0
Jaquiski Tartt DB	18-3	21	0-1	1-0	1-0	0-1	DNP	-	8-0	2-0	4-0	2-1
Aaron Bethune DE	14-6	20	-	2-1	2-0	6-1	1-2	1-0	-	2-0	-	0-2
Jerry Mathis DL	13-5	18	3-0	2-0	2-0	1-1	0-2	1-0	1-0	-	1-0	2-2
Tae Lewis CB	13-3	16	1-0	-	-	-	4-2	0-1	-	2-0	3-0	3-0
Caleb Hulleff DL	16-0	16	-	3-0	3-0	-	-	1-0	-	5-0	1-0	3-0
M. Prendergast S	12-3	15	0-1	2-0	3-0	1-0	1-1	-	1-1	2-0	-	2-0
Isaac Cooper CB	9-2	11	2-1	1-1	1-0	2-0	-	-	2-0	-	DNP	1-0
Brandon Nettles DB	9-2	11	2-0	-	1-0	1-0	0-1	-	1-0	2-0	0-1	2-0
Will Tumlin DB	8-1	9	-	2-0	1-0	1-0	0-1	-	1-0	1-0	1-0	1-0
Justin Sly DB	6-1	7	-	2-1	-	1-0	2-0	-	-	1-0	-	-
B. Wilkinson DE	3-2	5	-	-	-	0-1	-	1-0	DNP	1-1	1-0	DNP
Mason Wald	4-1	5	-	1-0	-	1-1	-	2-0	-	-	-	-
Jeremiaha Gates	1-2	3	-	-	-	-	-	1-0	0-1	0-1	-	-
Brinson Porter DE	2-1	3	DNP	-	-	-	1-0	-	0-1	1-0	-	DNP
Phillip Ketcham S	2-1	3	-	-	-	1-1	-	-	DNP	1-0	-	-
Calvin Ruff DL	2-0	2	DNP	2-0	DNP	-	-	DNP	DNP	-	DNP	DNP
Austin Storms LB	2-0	2	DNP	1-0	DNP	1-0	DNP	DNP	DNP	-	DNP	DNP
David Strider	1-0	1	1-0	-	-	-	-	-	-	-	-	-
S. Robinson	1-0	1	-	-	-	-	-	-	-	1-0	-	-
Ryan Dudchock	1-0	1	1-0	-	-	-	-	-	-	-	-	-
J. Boatright	1-0	1	DNP	-	1-0	-	DNP	DNP	DNP	-	DNP	DNP
Ron Wroble	1-0	1	-	-	-	-	-	-	-	-	-	1-0
Riley Hawkins	1-0	1	1-0	-	-	-	-	-	-	-	-	-
Kelsey Pope	1-0	1	-	-	-	-	1-0	-	-	-	-	-
Charlie Sanford	1-0	1	-	-	-	-	-	-	1-0	DNP	-	-
Craig Millard	0-1	1	DNP	DNP	DNP	DNP	0-1	DNP	DNP	DNP	DNP	DNP
D. Taliaferro	1-0	1	-	-	-	-	-	-	1-0	-	-	-
George Allers	1-0	1	-	-	-	-	-	-	1-0	-	-	-
Chris Cephus	0-1	1	-	-	-	-	0-1	-	-	-	-	-
Chase Inman SS	0-1	1	DNP	0-1	DNP	-	DNP	DNP	DNP	DNP	DNP	-



The Automated ScoreBook
Samford Passing Game-by-Game (as of Nov 12, 2011)
All games



#10 D. Taliaferro	Comp	Att	Int	Pct	Yards	TD	Long	Sacked	Effic
Georgia Southern	24	39	2	61.5	277	1	42	5-28	119.41
Stillman	14	19	0	73.7	126	2	17	0-0	164.13
Wofford	25	41	0	61.0	231	1	61	4-25	116.35
Gardner-Webb	16	29	0	55.2	290	3	60	1-2	173.31
Furman	22	35	1	62.9	234	3	39	1-11	141.59
ELON	16	21	1	76.2	115	0	20	1-10	112.67
Appalachian State	27	42	2	64.3	253	1	43	3-7	113.22
Western Carolina	14	25	1	56.0	124	1	23	0-0	102.86
Chattanooga	24	43	1	55.8	250	0	43	4-34	100.00
The Citadel	34	45	0	75.6	240	1	18	2-5	127.69
TOTALS	216	339	8	63.7	2140	13	61	21-122	124.68

#15 Ben Neill	Comp	Att	Int	Pct	Yards	TD	Long	Sacked	Effic
Stillman	6	9	0	66.7	43	0	16	0-0	106.80
Gardner-Webb	2	2	0	100.0	14	0	12	0-0	158.80
Appalachian State	1	1	0	100.0	32	1	32	0-0	698.80
Western Carolina	0	2	0	0.0	0	0	0	0-0	0.00
TOTALS	9	14	0	64.3	89	1	32	0-0	141.26

#11 Kelsey Pope	Comp	Att	Int	Pct	Yards	TD	Long	Sacked	Effic
Georgia Southern	0	1	0	0.0	0	0	0	0-0	0.00
Wofford	1	1	0	100.0	10	0	10	0-0	184.00
Appalachian State	1	1	0	100.0	11	0	11	0-0	192.40
Western Carolina	1	1	0	100.0	17	1	17	0-0	572.80
Chattanooga	0	1	0	0.0	0	0	0	0-0	0.00
TOTALS	3	5	0	60.0	38	1	17	0-0	189.84

#9 Connor Lowery	Comp	Att	Int	Pct	Yards	TD	Long	Sacked	Effic
Western Carolina	2	2	0	100.0	19	0	10	0-0	179.80
TOTALS	2	2	0	100.0	19	0	10	0-0	179.80

#TM TEAM	Comp	Att	Int	Pct	Yards	TD	Long	Sacked	Effic
Gardner-Webb	0	1	0	0.0	0	0	0	0-0	0.00
TOTALS	0	1	0	0.0	0	0	0	0-0	0.00



The Automated ScoreBook
 Samford Rushing/Receiving Game-by-Game (as of Nov 12, 2011)
 All games



RUSHING	No-Yds/TD	GSU	SC	WOF	GWU	FUR	ELON	ASU	WCU	UTC	CIT
Fabian Truss RB	150-847/7	21-74/1	9-76/1	8-26/0	13-86/1	26-136/0	26-191/3	16-65/0	12-99/1	10-46/0	9-48/0
Jeremiaha Gates RB	58-262/0	-	9-54/0	5-8/0	11-37/0	5-14/0	-	-	7-56/0	9-35/0	12-58/0
J. Sillers RB	30-173/1	1-2/0	4-39/0	2-21/0	8-15/0	6-16/0	8-81/1	1--1/0	-	DNP	DNP
S. Robinson RB	38-171/2	-	7-35/0	-	5-20/0	1-3/0	11-22/0	3-4/0	7-68/2	3-18/0	1-1/0
Kelsey Pope WR	32-163/4	4-12/0	5-74/2	4-10/1	3--3/0	3-19/0	5-23/1	1--2/0	2-26/0	5-4/0	-
Noah Wilson RB	14-39/0	DNP	7-23/0	DNP	3-8/0	DNP	DNP	DNP	3-9/0	DNP	1--1/0
D. Taliaferro QB	62-34/1	8--27/0	1-5/0	5--24/0	4--1/0	3--7/0	7-23/0	7-18/0	8-49/0	9--11/0	10-9/1
Riley Hawkins WR	2-2/0	-	-	1--7/0	-	-	1-9/0	-	-	-	-
Ben Neill QB	3-2/0	-	-	-	1--2/0	-	-	-	2-4/0	-	-
Mason Wald RB	1-0/0	-	-	-	-	-	1-0/0	-	-	-	-
Connor Lowery QB	1--4/0	DNP	-	DNP	DNP	DNP	DNP	-	1--4/0	DNP	DNP
TEAM	5--9/0	DNP	1--2/0	DNP	-	-	1--1/0	-	2--4/0	DNP	1--2/0

RECEIVING	No-Yds/TD	GSU	SC	WOF	GWU	FUR	ELON	ASU	WCU	UTC	CIT
Kelsey Pope WR	73-720/5	6-71/0	6-52/2	8-96/1	6-125/1	8-104/1	5-1/0	6-53/0	1-23/0	10-82/0	17-113/0
Riley Hawkins WR	37-455/2	4-50/0	2-27/0	5-48/0	2-24/0	2-32/1	8-89/0	4-72/1	1-10/0	5-65/0	4-38/0
Chris Cephus WR	24-327/4	3-41/0	1-8/0	2-17/0	2-40/1	3-55/1	-	6-81/1	1-7/0	4-48/0	2-30/1
Kelvin Clay WR	17-171/3	2-40/1	3-15/0	-	2-19/1	1-15/0	-	1-7/0	5-44/1	1-17/0	2-14/0
Zeke Walters TE	11-153/0	3-37/0	1-15/0	2-10/0	2-52/0	1-7/0	1-18/0	DNP	-	1-14/0	-
Fabian Truss RB	23-137/0	3-30/0	1-11/0	4-26/0	2-16/0	3-3/0	-	2-5/0	3-29/0	2-13/0	3-4/0
Jauan Davis WR	8-69/0	-	3-14/0	DNP	1-2/0	1-15/0	-	2-31/0	-	-	1-7/0
Jeremiaha Gates RB	9-51/0	1-2/0	-	-	-	-	1--3/0	1-8/0	1-10/0	-	5-34/0
Mason Wald RB	7-49/0	-	1-5/0	3-29/0	-	2-4/0	-	-	-	1-11/0	-
David Strider FB	7-39/0	1-3/0	-	1-5/0	-	-	1-10/0	2-13/0	2-8/0	-	-
D. Taliaferro QB	3-38/1	-	-	1-10/0	-	-	-	1-11/0	1-17/1	-	-
Jeremy Brown WR	4-34/0	-	2-22/0	DNP	-	-	-	-	2-12/0	-	DNP
J. Rodriguez WR	1-26/0	-	-	-	1-26/0	DNP	-	DNP	-	-	DNP
Sidney Jordan TE	1-9/0	-	-	-	-	-	-	1-9/0	-	-	-
S. Robinson RB	3-6/0	-	-	-	-	-	-	3-6/0	-	-	-
J. Sillers RB	2-2/0	1-3/0	-	-	-	1--1/0	-	-	-	DNP	DNP



The Automated ScoreBook
 Samford Tackle For Loss Game-by-Game (as of Nov 12, 2011)
 All games



TACKLES FOR LOSS	UA-A	Total	GSU	SC	WOF	GWU	FUR	ELON	ASU	WCU	UTC	CIT
Austin Hayes DL	10-0	10.0	-	1.0-1	-	2.0-13	1.0-3	2.0-22	1.0-6	1.0-2	1.0-6	1.0-1
Devyn Keith DL	5-0	5.0	-	1.0-1	1.0-2	2.0-12	-	1.0-1	-	-	-	-
Aaron Bethune DE	4-0	4.0	-	2.0-5	-	1.0-2	-	1.0-2	-	-	-	-
Alex Davis DL	4-0	4.0	1.0-3	-	-	DNP	-	-	-	-	3.0-7	-
Sean Thompson LB	4-0	4.0	-	-	-	-	1.0-3	-	-	3.0-8	-	-
Durell Hill LB	4-0	4.0	1.0-3	-	1.0-1	1.0-4	-	-	-	-	-	1.0-5
Jerry Mathis DL	3-0	3.0	-	-	-	1.0-1	-	1.0-1	-	-	1.0-3	-
N. Williams DL	3-0	3.0	-	-	-	-	1.0-8	1.0-2	-	-	-	1.0-10
Corey White CB	3-0	3.0	-	-	-	-	-	1.0-5	-	-	1.0-6	1.0-3
Justin Shade LB	3-0	3.0	-	1.0-1	-	-	1.0-4	-	1.0-3	-	-	-
Keith Shoulders LB	3-0	3.0	-	1.0-4	-	2.0-5	-	-	-	-	-	-
Caleb Hullett DL	2-0	2.0	-	2.0-8	-	-	-	-	-	-	-	-
Brinson Porter DE	2-0	2.0	DNP	-	-	-	1.0-5	-	-	1.0-2	-	DNP
Alvin Hines II DB	2-0	2.0	-	-	-	-	-	-	1.0-6	1.0-1	-	-
Calvin Ruff DL	2-0	2.0	DNP	2.0-17	DNP	-	-	DNP	DNP	-	DNP	DNP
Darion Sutton LB	2-0	2.0	-	-	1.0-3	-	-	1.0-2	-	-	-	-
Isaac Cooper CB	1-0	1.0	-	-	1.0-6	-	-	-	-	-	DNP	-
Ben Carpenter LB	1-0	1.0	-	1.0-1	-	-	-	-	-	-	-	-
Omar Johnson DB	1-0	1.0	-	-	-	-	-	-	1.0-3	-	-	-
B. Wilkinson DE	1-0	1.0	-	-	-	-	-	1.0-2	DNP	-	-	DNP

