

# Ole Miss

# 2011 REBEL FOOTBALL

### OLE MISS COACHING STAFF:

Houston Nutt (f) ..... Head Coach  
 Gunter Brewer (f) ... Passing Game Coord./Wide Receivers  
 Keith Burns (f) ..... Secondary  
 Mike Markuson (f) ... Running Game Coord./Offensive Line  
 Derrick Nix (f) ..... Running Backs  
 Tyrone Nix (f) ..... Defensive Coordinator/LB  
 Terry Price (f) ..... Defensive Line  
 David Lee (pb) ..... Offensive Coordinator/QB  
 James Shibest (f) ..... Special Teams Coordinator/ TE  
 Chris Vaughn (pb) ..... Recruiting Coordinator/Safeties  
 Bryan Brown (pb) ..... Defensive GA  
 Alan Hensell (pb) ..... Offensive GA  
*Game Location: (f) - field; (pb)- press box*

### RANKINGS:

Ole Miss ..... AP - NR/Coaches - NR  
 Auburn ..... AP - RV/Coaches - RV

### TELEVISION (ESPNU):

Clay Matvick ..... Play-by-Play  
 Brian Griese ..... Analyst  
 Allison Williams ..... Sideline

### RADIO (OLE MISS RADIO NETWORK):

David Kellum ..... Play-by-Play  
 Harry Harrison ..... Analyst  
 Stan Sandroni ..... Sideline/Locker Room  
 Richard Cross ..... Pre- & Post-Game Host  
 Brett Norsworthy ..... Pre- & Post-Game Host  
*Satellite: Sirius 219, XM 199*

*Internet: OleMissSports.com RebelVision(subscription)*



### GAME EIGHT

Date ..... Oct. 29, 2011  
 Time ..... 6 p.m.  
 Series Record ..... Auburn leads 26-9  
 Television ..... ESPNU  
 Site ..... Auburn, Ala.  
 Venue ..... Jordan-Hare Stadium  
 Capacity ..... 87,451  
 Surface ..... Grass  
 Live Stats ..... OleMissSports.com



### WHAT TO WATCH FOR ...

- This game will mark the 36th meeting all time between Ole Miss and Auburn dating back to 1928. Auburn leads the all-time series 26-9. The Rebels are just 2-11 all-time versus the Tigers in Auburn with their last win coming in 2003.
- Auburn is the Rebels' second-least played SEC opponent, only having played Ole Miss more times than South Carolina (15).
- Ole Miss head coach Houston Nutt is a combined 6-7 in his career against Auburn in his stops at Arkansas and Ole Miss. He is 1-2 against the Tigers as the Rebel head coach.
- Senior running back Brandon Bolden needs just 17 yards to pass Dou Innocent for fourth place on the Ole Miss career rushing list. Bolden currently has 2,305 yards. Bolden recently passed Chris Collins for fourth on the Rebel all-purpose yards list with 3,283 yards from scrimmage and is just 113 yards behind Mike Wallace for third on the career list.
- With two touchdown catches versus Arkansas, freshman wide out Donte Moncrief is tied for third in the nation among true freshman with four TDs receptions on the season.
- Five true freshmen and three redshirt freshman have started a game for Ole Miss this season. True freshmen have made a combined 14 starts, while redshirt freshman have made a combined nine starts for the Rebels.

## 2011 OLE MISS SCHEDULE

DATE	OPPONENT	SITE	RESULT/TIME	NOTES/SERIES INFORMATION
Sept. 3	RV/RV BYU (ESPN)	OXFORD	L, 14-13	Sawyer returns pick 96 yards for TD
Sept. 10	Southern Illinois (PPV)	OXFORD	W, 42-24	Scott scores four TDs, three rushing
Sept. 17	Vanderbilt* (SEC Network)	Nashville	L, 30-7	Moncrief catches 47-yard touchdown
Sept. 24	GEORGIA* (SEC Network)	OXFORD	L, 27-13	Brassell with 81-yard punt return for TD
Oct. 1	at Fresno State (ESPN2)	Fresno	W, 38-28	Scott rushes for 138 yards, 2 TDs
Oct. 15	#2/3 ALABAMA* (ESPN2)	OXFORD	L, 52-7	Brassell posts first 100-yard receiving game
Oct. 22	#9/10/12 ARKANSAS* (SEC Network)	OXFORD	L, 29-24	Mackey throws two TDs, rushes for another
Oct. 29	at RV/RV Auburn* (ESPNU)	Auburn	6 PM	Auburn leads 26-9
Nov. 5	at Kentucky*	Lexington	TBA	Ole Miss leads 27-13-1
Nov. 12	LOUISIANA TECH (HC)	OXFORD	TBA	OLE MISS LEADS 8-1
Nov. 19	LSU*	OXFORD	TBA	LSU LEADS 56-39-4
Nov. 26	at Mississippi State*	Starkville	TBA	Ole Miss leads 60-41-6

\* - SEC game

(HC) - Homecoming

Rankings - BCS/AP/Coaches'

All Times Central

**OLE MISS MEDIA RELATIONS**

**Kyle Campbell\*** Assistant A.D./Media & PR

e-mail: [kyle@olemiss.edu](mailto:kyle@olemiss.edu)  
 Duties: Main Football Contact

**Kim Ling** Associate Media Relations Dir.

e-mail: [kling@olemiss.edu](mailto:kling@olemiss.edu)  
 Duties: Game Program

**Bill Bunting** Associate Media Relations Dir.

e-mail: [wbunting@olemiss.edu](mailto:wbunting@olemiss.edu)

**Joey Jones** Associate Media Relations Dir.

e-mail: [joeyj@olemiss.edu](mailto:joeyj@olemiss.edu)

**Daniel Snowden\*** Assistant Media Relations Dir.

e-mail: [desnowde@olemiss.edu](mailto:desnowde@olemiss.edu)  
 Duties: Game Notes, Stats, Photos

**Kristen Saibini** Assistant Media Relations Dir.

e-mail: [klsaibin@olemiss.edu](mailto:klsaibin@olemiss.edu)

\* Football Contacts

Overnight Address:  
 908 All-American Dr.  
 Mailing Address:  
 PO Box 217  
 University, MS 38677  
 Phone - 662.915.7522  
 Fax - 662.915.7006

**SEC TELECONFERENCE**

Coach Houston Nutt will be available on the weekly Southeastern Conference Teleconference every Wednesday, beginning August 31 and concluding November 23, from 11:10-11:20 a.m. (CT). The number is available through the SEC office or the Athletics Media Relations office. Below is the order of participants:

- 10:00 a.m. - Les Miles, LSU
- 10:10 a.m. - Steve Spurrier, South Carolina
- 10:20 a.m. - Will Muschamp, Florida
- 10:30 a.m. - James Franklin, Vanderbilt
- 10:40 a.m. - Derek Dooley, Tennessee
- 10:50 a.m. - Nick Saban, Alabama
- 11:00 a.m. - Bobby Petrino, Arkansas
- 11:10 a.m. - Houston Nutt, Ole Miss**
- 11:20 a.m. - Mark Richt, Georgia
- 11:30 a.m. - Dan Mullen, Mississippi State
- 11:40 a.m. - Gene Chizik, Auburn
- 11:50 a.m. - Joker Phillips, Kentucky

**OLEMISSSPORTS.COM**

For updated statistics, rosters, game notes and all Rebel news on the internet, go to the official Ole Miss athletics website at [OleMissSports.com](http://OleMissSports.com). For those out of range of the Mississippi Network's radio broadcast, live audio of the game is available through [OleMissSports.com](http://OleMissSports.com)'s RebelVision, which also offers subscribers live webcasts of Coach Nutt's weekly press conferences.

**VIDEO HIGHLIGHTS**

Ole Miss offers free ftp downloads of game highlights and interviews with coaches and players for television stations to use during regularly scheduled news/sportscasts. To access the Ole Miss ftp site please contact J Stern at [jsstern@olemiss.edu](mailto:jsstern@olemiss.edu).

**OLE MISS GAME WEEK MEDIA SCHEDULE**

SUNDAY	MONDAY	TUESDAY	WEDNESDAY	THURSDAY	FRIDAY
<ul style="list-style-type: none"> <li>• Practice Closed</li> </ul>	<ul style="list-style-type: none"> <li>• No Practice</li> </ul>	<ul style="list-style-type: none"> <li>• Practice open to media and video first 20 minutes</li> <li>• Coach Nutt, assistant coaches and players available after practice</li> </ul>	<ul style="list-style-type: none"> <li>• Practice open to media and video first 20 minutes</li> <li>• Coach Nutt, assistant coaches and players available after practice</li> </ul>	<ul style="list-style-type: none"> <li>• Practice open to media and video first 20 minutes</li> <li>• Coach Nutt available after practice</li> <li>• No assistant coach or player interviews</li> </ul>	<ul style="list-style-type: none"> <li>• Practice Closed</li> <li>• Coach Nutt available at walk-thru on the road</li> <li>• No assistant coach or player interviews</li> </ul>
<ul style="list-style-type: none"> <li>• Coach Nutt available on teleconference at 3 p.m.</li> </ul>	<ul style="list-style-type: none"> <li>• Coach Nutt press conference at 2 p.m. in IPF Team Meeting Room</li> <li>• Selected players available following press conference</li> </ul>				
<ul style="list-style-type: none"> <li>• Player interviews for Monday press conference due by 3 p.m.</li> </ul>					

**CREDENTIALS**

All credential requests should be made through Ole Miss' new online credentialing website: [www.sportssystem.com/OleMiss](http://www.sportssystem.com/OleMiss). All requests should be made as early as possible and should be limited to working press only. Working space in Ole Miss' Vaught-Hemingway Stadium press box will be allotted on the following basis: (1) Daily newspapers and television stations covering for daily news programs; (2) Sports editors of Mississippi daily newspapers; (3) Radio personnel for an originating broadcast; (4) Official school daily, one seat only; (5) Television sports directors and approved special coverage; (6) Press and TV working photographers, weekly press representatives, non-broadcasting radio representatives and internet sites whose primary purpose is to gather news and disseminate it.

**PHOTOGRAPHERS**

Credentials for sideline photographers will be issued on the basis of circulation, with priority granted to agencies covering the participating schools on a regular basis. All photographers must exchange their photo pass for armbands in order to be admitted to the sidelines. This may be done at the media "Will Call" table next to the press box elevators by gate six of the stadium. Gameday flip cards will be available at that location.

**PARKING**

Media parking passes should be requested at the same time press box or sideline passes are requested. Only a limited number of parking passes are available. The lot just to the west of the Turner Center (the former Intercollegiate Athletics lot) is reserved for media parking. Entry is available from Hill Drive. A golf cart is available to help members of the media transport heavy equipment from the press parking area to the press box.

**GAMEDAY SERVICES**

Members of the media covering Ole Miss will be provided with pregame notes for both teams, a game program and a flipcard. Statistics and a running play-by-play will be handed out after each quarter. Approximately 30 minutes following the completion of the game, a final statistical book, including complete team and individual statistics, running play-by-play and postgame quotes from players and coaches, will be available.

**WEEKLY PRESS CONFERENCE**

Coach Houston Nutt holds a weekly press conference each Monday during the season, beginning at 2:00 p.m. (CT), in the team meeting room of the Indoor Practice Facility, which is adjacent to Vaught-Hemingway Stadium/Hollingsworth Field. Members of the media unable to attend the Monday press conference may participate via the telephone. The number for the two-way teleconference may be obtained by contacting the Athletics Media Relations office at (662) 915-7522. A brief teleconference for Coach Nutt will also be held each Sunday following a game at 3 p.m. (same phone number and code as Monday press conference).

**COACHES/PLAYER INTERVIEWS**

**During Game Week**

Selected players will be available Monday following Coach Nutt's weekly press conference. All media interviews will be held in the team meeting room. All requests for player interviews during the week should be made at least one day in advance with Kyle Campbell (662-915-7522). Members of the media who wish to interview players on Monday MUST e-mail or text Kyle Campbell by 3 p.m. (CT) Sunday to request interviews. Players and assistant coaches will be available upon request after practice on Tuesday and Wednesday.

**After Practice**

Practice will be closed to the public. The first 20 minutes of practice will be open to the media on Tuesday, Wednesday and Thursday. Coach Nutt will be available for media after each practice in the team meeting room.

**After the Game**

Coach Nutt will hold a postgame news conference with the media in the team meeting room of the Indoor Practice Facility. Athletics Media Relations office representatives will be available to assist in postgame interviews. Complete postgame plans will be announced on gameday in the press box. An Athletics Media Relations staff member will accompany members of the press wishing to go to the sidelines, beginning with five minutes remaining in the final quarter.

**TEAM STATISTICS**

OLE MISS	OPPONENT	CATEGORY	AUBURN	OPPONENT
104	155	First Downs	144	177
48	72	By Rushing	76	78
50	69	By Passing	57	86
6	14	By Penalty	11	13
48-437	33-233	Penalties-Yards	53-500	50-395
7-4	12-4	Fumbles-Lost	6-1	18-6
247	281	Rushing Attempts	333	326
762	1560	Rushing Yards	1466	1451
3.1	5.6	Yards Per Rush	4.4	4.5
108.9	222.9	Rushing Yards Per Game	183.2	181.4
177-91	207-127	Pass Attempts-Completions	191-104	250-158
1125	1535	Passing Yards	1308	1773
160.7	219.3	Passing Yards Per Game	163.5	221.6
424	488	Total Offensive Plays	524	576
1887	3095	Total Offense	2774	3224
269.6	442.1	Total Offense Per Game	346.8	403.0
144	204	Total Points	194	226

**INDIVIDUAL STATISTICS**

OLE MISS					AUBURN				
<b>Rushing</b>	Att.	Yds.	Avg.	TD	<b>Rushing</b>	Att.	Yds.	Avg.	TD
Jeff Scott	88	394	4.5	6	Michael Dyer	159	812	5.1	8
Brandon Bolden	37	173	4.7	2	Onterio McCalebb	69	387	5.6	2
Randall Mackey	47	125	2.7	1	Kiehl Frazier	43	207	4.8	1
<b>Passing</b>	Att.	Comp.	Yds.	TD/Int.	<b>Passing</b>	Att.	Comp.	Yds.	TD/Int.
Randall Mackey	81	42	652	4/3	Barrett Trotter	81	149	1009	10/6
Zack Stoudt	93	47	469	2/6	Clint Moseley	29	18	265	0/1
<b>Receiving</b>	Rec.	Yds.	Avg.	TD	<b>Receiving</b>	Rec.	Yds.	Avg.	TD
Ja-Mes Logan	17	245	14.4	0	Onterio McCalebb	22	239	10.9	1
Donte Moncrief	16	304	19.0	4	Emory Blake	19	333	17.5	4
Nickolas Brassell	15	245	16.3	0	Trovon Reed	15	117	7.8	0
<b>Punting</b>	No.	Yds.	Avg.	Long	<b>Punting</b>	No.	Yds.	Avg.	Long
Tyler Campbell	43	1904	44.3	73	Steven Clark	52	2098	40.3	58
<b>Punt Returns</b>	No.	Yds.	Avg.	Long	<b>Punt Returns</b>	No.	Yds.	Avg.	Long
Jeff Scott	7	138	19.7	67	Quan Bray	9	50	5.6	16
<b>KO Returns</b>	No.	Yds.	Avg.	Long	<b>KO Returns</b>	No.	Yds.	Avg.	Long
Tobias Singleton	14	349	24.9	47	Ira Mason	20	544	27.2	97
<b>Scoring</b>	TD	FG	PAT	Total	<b>Scoring</b>	TD	FG	PAT	Total
Jeff Scott	7	0	0	42	Cody Parkey	0	9	23	50
Bryson Rose	0	4	16	28	Michael Dyer	8	0	0	48
<b>Tackles</b>	UT-AT	TT	TFL	Other	<b>Tackles</b>	UT-AT	TT	TFL	Other
Mike Marry	35-25	60	4.5	2 Sacks	Neiko Thorpe	29-35	64	0.5	2 INT
Damien Jackson	28-22	50	2.5	1 INT	Daren Bates	31-27	58	3.5	1 Sack
Joel Kight	16-23	39	1.5	1 BrkUp	Demetruce McNeal	28-22	50	1.0	2 INT

**LAST FIVE MEETINGS**

**October 30, 2010 • Auburn, Ala. • #1 Auburn 51, Ole Miss 31:** Freshman Jeff Scott rushed for 134 yards and a touchdown and junior Brandon Bolden added two more rushing scores, but Ole Miss fell to the top-ranked Auburn Tigers 51-31 on Saturday night. Cam Newton caught a touchdown pass, to go with the two TD passes he threw, and Mike Dyer ran for 180 yards for Auburn. Jeremiah Masoli completed 20 of 33 passes for 189 yards with a touchdown and an interception for Ole Miss. Scott raced 83 yards for a touchdown on the second play from scrimmage for the Rebels. He finished with 134 yards on nine carries. The Rebels briefly made some noise in the fourth after Auburn had gone on a 30-3 spurt.

**October 31, 2009 • Auburn, Ala. • Auburn 33, #22 Ole Miss 20:** Chris Todd passed for 212 yards, Ben Tate ran for 144 yards and Walt McFadden returned an interception for a touchdown to lift Auburn to a 33-20 win over No. 22 Ole Miss. The Tigers scored 23 points in the third quarter. Dexter McCluster had his second straight huge game for the Rebels, rushing for 186 yards on 22 carries and catching four passes for another 17, a week after racking up 260 all-purpose yards. Shay Hodge grabbed seven passes for 105 yards.

**November 1, 2008 • Oxford, Miss. • Ole Miss 17, Auburn 7:** Jevan Snead threw two touchdown passes, Cordera Eason rushed for 104 yards and Ole

Miss capitalized on a series of fourth-quarter mistakes by Auburn to beat the Tigers 17-7. Ole Miss cornerbacks Cassius Vaughn and Marshay Green each had their first career interceptions, helping to kill drives with the game on the line. Ole Miss' three interceptions of Burns were the most since four in the 2007 season opener against Memphis.

**October 27, 2007 • Auburn, Ala. • #23 Auburn 17, Ole Miss 3:** Ole Miss contained No. 23 Auburn's offense, but could not get any offense of its own going as the Tigers prevailed 17-3 at Jordan-Hare Stadium. The Rebels managed just 193 yards of total offense. BenJarvus Green-Ellis led the Rebels with 62 yards on 13 carries. Auburn's Brandon Cox completed 16-of-26 passes for 189 yards and a 34-yard touchdown pass to Rod Smith in the final minutes of the game that sealed the win.

**October 28, 2006 • Oxford, Miss. • #7 Auburn 23, Ole Miss 17:** Ole Miss tied the game early in the fourth quarter but could not hold off No. 7 Auburn, who slipped by 23-17. The Tigers trailed the Rebels twice, but Auburn converted two third-quarter interceptions into 10 points. John Vaughn's 20-yarder put the Tigers up for good with 7:35 left in fourth quarter and his 29-yarder sealed it with 35 seconds left.

**TOP REBEL PERFORMANCES**

**VS. AUBURN**

**Rushing Yards:** Dexter McCluster, 22-186 (1 TD); 10-31-2009  
**Passing Yards:** Paul Head, 27-45-4-297 (2 TDs); 10-28-1995  
**Total Offense:** Paul Head, 301 (4 rush, 297 pass); 10-28-1995  
**Receptions:** Jim Poole, 9-111 (TD); 1-2-1971  
**Receiving Yards:** Cory Peterson, 7-125 (2 TDs); 9-25-1999  
**All-Purpose Yards:** Deuce McAllister, 257; 9-9-2000  
**Points Scored:** 18, 3x, MR: Chris Collins (3 TDs); 11-2-2002  
**Points Kicking:** Hoppy Langley, 9 (3 FGs); 10-1-1997  
**Kickoff Return Yards:** Jesse Grandy, 5-150; 10-31-2009

**SERIES HISTORY**

**Auburn leads 26-9**

**In Oxford:** .....9-2, Auburn  
**In Auburn:** .....12-2, Auburn  
**In Birmingham:** .....1-0, Ole Miss  
**In Montgomery:** .....1-1, Tied  
**In Mobile:** .....1-0, Ole Miss  
**In Memphis:** .....2-0, Ole Miss  
**In Jackson:** .....3-0, Auburn  
**In Jacksonville:** .....1-0, Auburn








**Longest Ole Miss Win Streak:** .....3, 1949-1952  
**Longest Auburn Win Streak:** .....9, 1971-1991

**Largest Margin of Victory:** ...33 (40-7), 1949 in Montgomery  
**Largest Margin of Defeat:** .....41 (41-0), 1985 in Auburn

Year	Site	Score
1928	Birmingham	.....W, 19-0
1932	Montgomery	.....L, 7-14
1949	Montgomery	.....W, 40-7
1951	Mobile	.....W, 39-14
1952	Memphis	.....W, 20-7
1953	Auburn	.....L, 0-13
1965	Memphis -1	.....W, 13-7
1971	Jacksonville -2	.....L, 28-35
1972	Jackson	.....L, 13-19
1973	Auburn	.....L, 7-14
1976	Jackson	.....L, 0-10
1977	Auburn	.....L, 15-21
1984	Oxford	.....L, 13-17
1985	Auburn	.....L, 0-41
1990	Jackson	.....L, 10-24
1991	Auburn	.....L, 13-23
1992	Oxford	.....W, 45-21
1993	Auburn	.....L, 12-16
1994	Oxford	.....L, 17-22
1995	Auburn	.....L, 13-46
1996	Oxford	.....L, 28-45
1997	Auburn	.....L, 9-19
1998	Oxford	.....L, 0-17
1999	Auburn	.....W, 24-17 (ot)
2000	Oxford	.....L, 27-35
2001	Auburn	.....L, 21-27
2002	Oxford	.....L, 24-31
2003	Auburn	.....W, 24-20
2004	Oxford	.....L, 14-35
2005	Auburn	.....L, 3-27
2006	Oxford	.....L, 17-23
2007	Auburn	.....L, 3-17
2008	Oxford	.....W, 17-7
2009	Auburn	.....L, 20-33
2010	Oxford	.....L, 31-51

1- Liberty Bowl

2- Gator Bowl

<b>1</b> <b>QB</b>		<p><b>RANDALL MACKEY</b> JR • 5-11 • 195 • Bastrop, La.</p> <table border="1"> <thead> <tr> <th>Att.</th> <th>Com.</th> <th>Yards</th> <th>TDs</th> </tr> </thead> <tbody> <tr> <td>81</td> <td>42</td> <td>652</td> <td>4</td> </tr> </tbody> </table>	Att.	Com.	Yards	TDs	81	42	652	4	<p><b>LAST GAME:</b> Passed for career-high 219 yards and two TDs ... Also rushed for 30 yards and a score. <b>NOTES:</b> Ranks fifth in the SEC in pass efficiency and eighth in passing ... Transferred to Ole Miss from East Mississippi Community College and redshirted last season ... A two-time All-American at EMCC ... Passed for 3,122 yards and 32 touchdowns as a sophomore.</p>
Att.	Com.	Yards	TDs								
81	42	652	4								
<b>3</b> <b>RB</b>		<p><b>JEFF SCOTT</b> SO • 5-7 • 175 • Miami, Fla.</p> <table border="1"> <thead> <tr> <th>Att.</th> <th>Yards</th> <th>Avg.</th> <th>TDs</th> </tr> </thead> <tbody> <tr> <td>88</td> <td>394</td> <td>4.5</td> <td>6</td> </tr> </tbody> </table>	Att.	Yards	Avg.	TDs	88	394	4.5	6	<p><b>LAST GAME:</b> Rushed for 33 yards on 13 attempts ... Also returned one kickoff for six yards. <b>NOTES:</b> Has three career 100-yard rushing games and three career 200 all-purpose yard games .... SEC leader in punt return average at 19.7 ypr and tied for third in the SEC with seven TDs</p>
Att.	Yards	Avg.	TDs								
88	394	4.5	6								
<b>34</b> <b>RB</b>		<p><b>BRANDON BOLDEN</b> SR • 5-11 • 215 • Baton Rouge, La.</p> <table border="1"> <thead> <tr> <th>Att.</th> <th>Yards</th> <th>Avg.</th> <th>TDs</th> </tr> </thead> <tbody> <tr> <td>37</td> <td>173</td> <td>4.7</td> <td>2</td> </tr> </tbody> </table>	Att.	Yards	Avg.	TDs	37	173	4.7	2	<p><b>LAST GAME:</b> Rushed 14 times for 68 yards ... Also caught one pass for 12 yards. <b>NOTES:</b> Named a team captain prior to the start of the season ... Posted five 100-yard rushing games last season and has seven in his career ... Ranks fourth in school history with 3,283 all-purpose yards.</p>
Att.	Yards	Avg.	TDs								
37	173	4.7	2								
<b>45</b> <b>FB</b>		<p><b>H.R. GREER</b> JR • 5-11 • 235 • Olive Branch, Miss.</p> <table border="1"> <thead> <tr> <th>Att.</th> <th>Yards</th> <th>Avg.</th> <th>TDs</th> </tr> </thead> <tbody> <tr> <td>1</td> <td>1</td> <td>1.0</td> <td>0</td> </tr> </tbody> </table>	Att.	Yards	Avg.	TDs	1	1	1.0	0	<p><b>LAST GAME:</b> Did not record a rush or reception. <b>NOTES:</b> Appeared in all 12 games a year ago and caught seven passes for 40 yards and a TD ... As a blocker, helped Ole Miss rank third in the SEC in rushing offense.</p>
Att.	Yards	Avg.	TDs								
1	1	1.0	0								
<b>2</b> <b>FL</b>		<p><b>NICKOLAS BRASSELL</b> FR • 6-0 • 172 • Batesville, Miss.</p> <table border="1"> <thead> <tr> <th>Rec.</th> <th>Yards</th> <th>Avg.</th> <th>TDs</th> </tr> </thead> <tbody> <tr> <td>15</td> <td>245</td> <td>16.3</td> <td>0</td> </tr> </tbody> </table>	Rec.	Yards	Avg.	TDs	15	245	16.3	0	<p><b>LAST GAME:</b> Caught career-high eight passes for 70 yards ... Also rushed five times for 17 yards ... Posted one solo tackle and one PBU on defense. <b>NOTES:</b> Caught four passes for career-high 101 yards vs. Alabama ... First career 100-yard receiving game against Crimson Tide ... A U.S. Army, PrepStar and SuperPrep All-America selection.</p>
Rec.	Yards	Avg.	TDs								
15	245	16.3	0								
<b>12</b> <b>SE</b>		<p><b>DONTE MONCRIEF</b> FR • 6-2 • 200 • Raleigh, Miss.</p> <table border="1"> <thead> <tr> <th>Rec.</th> <th>Yards</th> <th>Avg.</th> <th>TDs</th> </tr> </thead> <tbody> <tr> <td>16</td> <td>304</td> <td>19.0</td> <td>4</td> </tr> </tbody> </table>	Rec.	Yards	Avg.	TDs	16	304	19.0	4	<p><b>LAST GAME:</b> Posted career highs with five receptions for 73 yards and two TDs. <b>NOTES:</b> Leads team with four TD catches ... Had three catches for 68 yards with 38-yard touchdown grab at Vanderbilt ... Started first seven games of the season ... True freshman who caught nine TDs as a senior at Raleigh High School en route to prep All-America honors.</p>
Rec.	Yards	Avg.	TDs								
16	304	19.0	4								
<b>83</b> <b>TE</b>		<p><b>FERBIA ALLEN</b> JR • 6-3 • 235 • Pine Bluff, Ark.</p> <table border="1"> <thead> <tr> <th>Rec.</th> <th>Yards</th> <th>Avg.</th> <th>TDs</th> </tr> </thead> <tbody> <tr> <td>4</td> <td>53</td> <td>13.2</td> <td>0</td> </tr> </tbody> </table>	Rec.	Yards	Avg.	TDs	4	53	13.2	0	<p><b>LAST GAME:</b> Did not record a reception. <b>NOTES:</b> Started eight games last season and caught five passes for 51 yards and a score ... As a blocker, helped Ole Miss rank first in the SEC in sacks allowed and third in rushing offense last season.</p>
Rec.	Yards	Avg.	TDs								
4	53	13.2	0								
<b>79</b> <b>RT</b>		<p><b>BOBBY MASSIE</b> JR • 6-6 • 325 • Lynchburg, Va.</p> <table border="1"> <thead> <tr> <th>GS</th> <th>Rush/G</th> <th>Pass/G</th> <th>PPG</th> </tr> </thead> <tbody> <tr> <td>7</td> <td>108.9</td> <td>160.7</td> <td>20.6</td> </tr> </tbody> </table>	GS	Rush/G	Pass/G	PPG	7	108.9	160.7	20.6	<p><b>LAST GAME:</b> Started 24th straight game at right tackle. <b>NOTES:</b> Started every game at right tackle last year and helped the Rebels rank first in the SEC in sacks allowed and third in rushing offense ... Earned SEC Offensive Lineman of the Week for ULL last season ... A preseason first team All-SEC pick by Lindys.</p>
GS	Rush/G	Pass/G	PPG								
7	108.9	160.7	20.6								
<b>75</b> <b>RG</b>		<p><b>MATT HALL</b> JR • 6-9 • 340 • Russellville, Ark.</p> <table border="1"> <thead> <tr> <th>GS</th> <th>Rush/G</th> <th>Pass/G</th> <th>PPG</th> </tr> </thead> <tbody> <tr> <td>7</td> <td>108.9</td> <td>160.7</td> <td>20.6</td> </tr> </tbody> </table>	GS	Rush/G	Pass/G	PPG	7	108.9	160.7	20.6	<p><b>LAST GAME:</b> Earned seventh straight start at right guard. <b>NOTES:</b> Transferred to Ole Miss from Arkansas and sat out the 2010 season ... Played in 11 games for the Razorbacks in 2009.</p>
GS	Rush/G	Pass/G	PPG								
7	108.9	160.7	20.6								
<b>73</b> <b>C</b>		<p><b>EVAN SWINDALL</b> SO • 6-2 • 300 • LaFayette, Ga.</p> <table border="1"> <thead> <tr> <th>GS</th> <th>Rush/G</th> <th>Pass/G</th> <th>PPG</th> </tr> </thead> <tbody> <tr> <td>2</td> <td>108.9</td> <td>160.7</td> <td>20.6</td> </tr> </tbody> </table>	GS	Rush/G	Pass/G	PPG	2	108.9	160.7	20.6	<p><b>LAST GAME:</b> Earned second straight start at center. <b>NOTES:</b> Saw action in six games, with starts in two last season as a freshman.</p>
GS	Rush/G	Pass/G	PPG								
2	108.9	160.7	20.6								
<b>72</b> <b>LG</b>		<p><b>AARON MORRIS</b> FR • 6-5 • 325 • Jackson, Miss.</p> <table border="1"> <thead> <tr> <th>GS</th> <th>Rush/G</th> <th>Pass/G</th> <th>PPG</th> </tr> </thead> <tbody> <tr> <td>2</td> <td>108.9</td> <td>160.7</td> <td>20.6</td> </tr> </tbody> </table>	GS	Rush/G	Pass/G	PPG	2	108.9	160.7	20.6	<p><b>LAST GAME:</b> Earned second start of the season at left guard. <b>NOTES:</b> Has played in six games this season with two starts ... Earned first career start versus Georgia ... A PrepStar All-America selection last year at Callaway High School.</p>
GS	Rush/G	Pass/G	PPG								
2	108.9	160.7	20.6								
<b>78</b> <b>LT</b>		<p><b>BRADLEY SOWELL</b> SR • 6-7 • 315 • Hernando, Miss.</p> <table border="1"> <thead> <tr> <th>GS</th> <th>Rush/G</th> <th>Pass/G</th> <th>PPG</th> </tr> </thead> <tbody> <tr> <td>7</td> <td>108.9</td> <td>160.7</td> <td>20.6</td> </tr> </tbody> </table>	GS	Rush/G	Pass/G	PPG	7	108.9	160.7	20.6	<p><b>LAST GAME:</b> Started 24th straight game at left tackle. <b>NOTES:</b> Team captain ... Has started 31 of last 32 games at left tackle over the last three seasons ... Helped the Rebels rank first in the SEC in sacks allowed and third in rushing offense ... Named to the Lombardi Award and Outland Trophy preseason watch lists.</p>
GS	Rush/G	Pass/G	PPG								
7	108.9	160.7	20.6								
<b>81</b> <b>K</b>		<p><b>BRYSON ROSE</b> JR • 5-11 • 197 • Raleigh, N.C.</p> <table border="1"> <thead> <tr> <th>FGs</th> <th>Long</th> <th>PATs</th> <th>Pts</th> </tr> </thead> <tbody> <tr> <td>4/4</td> <td>43</td> <td>16/17</td> <td>28</td> </tr> </tbody> </table>	FGs	Long	PATs	Pts	4/4	43	16/17	28	<p><b>LAST GAME:</b> Connected on career-long 43-yard FG ... Perfect 3-for-3 on PATs. <b>NOTES:</b> Named preseason All-SEC fourth team by Phil Steele ... Has made 14 FGs in a row ... Finished third in the SEC in field goals (1.33 pg) and fifth in scoring (7.6 ppg) among kickers a year ago.</p>
FGs	Long	PATs	Pts								
4/4	43	16/17	28								

<p><b>98</b> <b>DE</b></p>		<p><b>URIAH GRANT</b> JR • 6-0 • 300 • Miramar, Fla.</p> <table border="1"> <thead> <tr> <th>Tackles</th> <th>TFLs</th> <th>Sacks</th> <th>QH</th> </tr> </thead> <tbody> <tr> <td>19</td> <td>1.5</td> <td>0.5</td> <td>2</td> </tr> </tbody> </table>	Tackles	TFLs	Sacks	QH	19	1.5	0.5	2	<p><b>LAST GAME:</b> Earned second straight start at end ... Posted one tackle, one pressure and one PBU. <b>NOTES:</b> Posted career-best seven tackles and 0.5 QB sacks versus Georgia ... Rated the No. 50 junior college player in the nation by Rivals.com ... Posted 42 tackles, 17.0 TFLs and 6.0 sacks last season at Fullerton C.C.</p>
Tackles	TFLs	Sacks	QH								
19	1.5	0.5	2								
<p><b>92</b> <b>DT</b></p>		<p><b>CARLTON MARTIN</b> FR • 6-1 • 295 • Madison, Miss.</p> <table border="1"> <thead> <tr> <th>Tackles</th> <th>TFLs</th> <th>Sacks</th> <th>QH</th> </tr> </thead> <tbody> <tr> <td>4</td> <td>0</td> <td>0.0</td> <td>2</td> </tr> </tbody> </table>	Tackles	TFLs	Sacks	QH	4	0	0.0	2	<p><b>LAST GAME:</b> Earned second straight start and totaled one tackle and one pressure. <b>NOTES:</b> Has played in all seven games ... Did not see action and was redshirted last season ... A SuperPrep All-American at Madison Central High School.</p>
Tackles	TFLs	Sacks	QH								
4	0	0.0	2								
<p><b>95</b> <b>NT</b></p>		<p><b>BRYON BENNETT</b> FR • 6-2 • 294 • Madison, Miss.</p> <table border="1"> <thead> <tr> <th>Tackles</th> <th>TFLs</th> <th>Sacks</th> <th>QH</th> </tr> </thead> <tbody> <tr> <td>9</td> <td>2.0</td> <td>0.0</td> <td>1</td> </tr> </tbody> </table>	Tackles	TFLs	Sacks	QH	9	2.0	0.0	1	<p><b>LAST GAME:</b> Earned fourth straight start and tallied two solo tackles. <b>NOTES:</b> Did not see action and was redshirted last season ... Tallied three tackles and career-best 2.0 TFLs in first career start versus Georgia.</p>
Tackles	TFLs	Sacks	QH								
9	2.0	0.0	1								
<p><b>90</b> <b>DE</b></p>		<p><b>GERALD RIVERS</b> JR • 6-5 • 260 • Ellenwood, Ga.</p> <table border="1"> <thead> <tr> <th>Tackles</th> <th>TFLs</th> <th>Sacks</th> <th>QH</th> </tr> </thead> <tbody> <tr> <td>8</td> <td>3.0</td> <td>1.0</td> <td>4</td> </tr> </tbody> </table>	Tackles	TFLs	Sacks	QH	8	3.0	1.0	4	<p><b>LAST GAME:</b> Started and collected one quarterback pressure. <b>NOTES:</b> Posted two tackles (one solo), 1.0 TFL and 1.0 QB sack versus Georgia ... Played in 10 games with five starts last year ... Tied for fourth on the team with 2.5 sacks ... Finished with 14 total tackles, including 3.0 TFLs.</p>
Tackles	TFLs	Sacks	QH								
8	3.0	1.0	4								
<p><b>40</b> <b>DE</b></p>		<p><b>KENTRELL LOCKETT</b> SR • 6-5 • 248 • Hahnville, La.</p> <table border="1"> <thead> <tr> <th>Tackles</th> <th>TFLs</th> <th>Sacks</th> <th>QH</th> </tr> </thead> <tbody> <tr> <td>7</td> <td>0.0</td> <td>0</td> <td>2</td> </tr> </tbody> </table>	Tackles	TFLs	Sacks	QH	7	0.0	0	2	<p><b>LAST GAME:</b> Did not record a tackle. <b>NOTES:</b> Team captain ... Granted a sixth year of eligibility after suffering an ACL tear in the fourth game last season ... Has 23.5 career TFLs ... A preseason All-SEC first team pick by Athlon and Lindy's.</p>
Tackles	TFLs	Sacks	QH								
7	0.0	0	2								
<p><b>52</b> <b>MLB</b></p>		<p><b>MIKE MARRY</b> SO • 6-2 • 248 • Clearwater, Fla.</p> <table border="1"> <thead> <tr> <th>Tackles</th> <th>TFLs</th> <th>Sacks</th> <th>PD</th> </tr> </thead> <tbody> <tr> <td>60</td> <td>4.5</td> <td>2.0</td> <td>1</td> </tr> </tbody> </table>	Tackles	TFLs	Sacks	PD	60	4.5	2.0	1	<p><b>LAST GAME:</b> Started and recorded five tackles (two solo). <b>NOTES:</b> Ranks fourth in the SEC in tackles and 14th in QB sacks ... Tied for 57th nationally in tackles ... Tied for the team lead with a career-high 13 tackles (five solo) in first career start vs. BYU.</p>
Tackles	TFLs	Sacks	PD								
60	4.5	2.0	1								
<p><b>15</b> <b>WLB</b></p>		<p><b>JOEL KIGHT</b> JR • 5-9 • 226 • Lithonia, Ga.</p> <table border="1"> <thead> <tr> <th>Tackles</th> <th>TFLs</th> <th>Sacks</th> <th>PD</th> </tr> </thead> <tbody> <tr> <td>39</td> <td>1.5</td> <td>0.0</td> <td>1</td> </tr> </tbody> </table>	Tackles	TFLs	Sacks	PD	39	1.5	0.0	1	<p><b>LAST GAME:</b> Started and posted seven tackles (two solo) and one PBU. <b>NOTES:</b> Started seven games last season at Sam linebacker and posted 35 tackles and 2.0 TFLs ... Fully recovered from minor meniscus tear that limited him in the spring.</p>
Tackles	TFLs	Sacks	PD								
39	1.5	0.0	1								
<p><b>20</b> <b>SPUR</b></p>		<p><b>AARON GARBUTT</b> JR • 6-2 • 205 • Westminster, Calif.</p> <table border="1"> <thead> <tr> <th>Tackles</th> <th>TFLs</th> <th>INT</th> <th>QH</th> </tr> </thead> <tbody> <tr> <td>38</td> <td>1.0</td> <td>0</td> <td>2</td> </tr> </tbody> </table>	Tackles	TFLs	INT	QH	38	1.0	0	2	<p><b>LAST GAME:</b> Started seventh straight game ... Posted three tackles. <b>NOTES:</b> Tied career high with eight stops (four solo) and 1.0 TFL vs. Southern Illinois ... Transferred to Ole Miss from Fullerton C.C. where he posted 49 tackles and four interceptions and earned coaches' all-state first team honors.</p>
Tackles	TFLs	INT	QH								
38	1.0	0	2								
<p><b>6</b> <b>RCB</b></p>		<p><b>WESLEY PENDLETON</b> JR • 5-11 • 180 • Natchez, Miss.</p> <table border="1"> <thead> <tr> <th>Tackles</th> <th>TFLs</th> <th>INT</th> <th>PD</th> </tr> </thead> <tbody> <tr> <td>15</td> <td>0.0</td> <td>0</td> <td>4</td> </tr> </tbody> </table>	Tackles	TFLs	INT	PD	15	0.0	0	4	<p><b>LAST GAME:</b> Started and recorded three tackles and one PBU. <b>NOTES:</b> Transferred to Ole Miss in January and participated in spring drills ... Earned all-state first team honors after picking off three passes at Copiah-Lincoln C.C. last season ... Also earned NJCAA All-America honors in track at Co-Lin.</p>
Tackles	TFLs	INT	PD								
15	0.0	0	4								
<p><b>1</b> <b>SS</b></p>		<p><b>DAMIEN JACKSON</b> SR • 6-2 • 210 • Pineville, La.</p> <table border="1"> <thead> <tr> <th>Tackles</th> <th>TFLs</th> <th>INT</th> <th>PD</th> </tr> </thead> <tbody> <tr> <td>50</td> <td>2.5</td> <td>1</td> <td>1</td> </tr> </tbody> </table>	Tackles	TFLs	INT	PD	50	2.5	1	1	<p><b>LAST GAME:</b> Started and collected a team-high 11 tackles (seven solo) and one PBU. <b>NOTES:</b> Ranks 12th in the SEC in tackles ... Posted a career-high 13 total tackles and eight solo stops vs. BYU ... Started 11 games last season with eight coming at free safety ... The Rebels' top returning tackler.</p>
Tackles	TFLs	INT	PD								
50	2.5	1	1								
<p><b>5</b> <b>FS</b></p>		<p><b>FRANK CRAWFORD</b> SO • 6-0 • 185 • Miami, Fla.</p> <table border="1"> <thead> <tr> <th>Tackles</th> <th>TFLs</th> <th>INT</th> <th>PD</th> </tr> </thead> <tbody> <tr> <td>19</td> <td>0.5</td> <td>0</td> <td>1</td> </tr> </tbody> </table>	Tackles	TFLs	INT	PD	19	0.5	0	1	<p><b>LAST GAME:</b> Started and tied career high with six tackles (two solo). <b>NOTES:</b> Played in five games a year ago and posted one tackle ... Notched three tackles in the Grove Bowl.</p>
Tackles	TFLs	INT	PD								
19	0.5	0	1								
<p><b>3</b> <b>LGB</b></p>		<p><b>CHARLES SAWYER</b> SO • 5-11 • 174 • Miami, Fla.</p> <table border="1"> <thead> <tr> <th>Tackles</th> <th>TFLs</th> <th>INT</th> <th>PD</th> </tr> </thead> <tbody> <tr> <td>39</td> <td>2.0</td> <td>4</td> <td>4</td> </tr> </tbody> </table>	Tackles	TFLs	INT	PD	39	2.0	4	4	<p><b>LAST GAME:</b> Earned seventh straight start and first at CB this season ... Posted one tackle, recovered a fumble and totaled three PBUs. <b>NOTES:</b> Tied for fourth in the SEC and sixth in the NCAA in interceptions ... Had a 96-yard interception return for a TD vs. BYU ... Played in all 12 games with four starts at cornerback last year.</p>
Tackles	TFLs	INT	PD								
39	2.0	4	4								
<p><b>97</b> <b>P</b></p>		<p><b>TYLER CAMPBELL</b> JR • 6-2 • 227 • Little Rock, Ark.</p> <table border="1"> <thead> <tr> <th>Punts</th> <th>Avg.</th> <th>Long</th> <th>Inside 20</th> </tr> </thead> <tbody> <tr> <td>43</td> <td>44.3</td> <td>73</td> <td>18</td> </tr> </tbody> </table>	Punts	Avg.	Long	Inside 20	43	44.3	73	18	<p><b>LAST GAME:</b> Punted six times for 37.7-yard average with a long of 45 ... Downed three punts inside the 20-yard line. <b>NOTES:</b> Ranks fourth in the SEC and 18th in the NCAA in punting ... 12 punts 50+ yards ... Posted 56.8-yard average and career long of 73 vs. BYU ... Reigning NCAA punting champion (46.37-yard average).</p>
Punts	Avg.	Long	Inside 20								
43	44.3	73	18								

**OLE MISS HEAD COACH HOUSTON NUTT**

**Houston Nutt** (Oklahoma State, 1981) is in his fourth season at the Ole Miss helm, after being named the University's 36th head football coach on Nov. 28, 2007. His first two seasons in Oxford saw him lead the Rebels to back-to-back Cotton Bowl victories and earn SEC Coach of the Year billing for the third time in his career and Region top coaching honors for the fifth time in 2008. He was also named the FCA Coach of the Year in 2009. During his 10 years as the head coach at Arkansas, Nutt guided the Razorbacks to eight bowl berths, three SEC Western Division titles, two SEC Championship game appearances and an average of more than seven wins per season. He also served head coaching stints at Boise State and Murray State, where he captured two OVC Championships.

**AUBURN HEAD COACH GENE CHIZIK**

Auburn head coach Gene Chizik (Florida, 1985) is in his third season with the Tigers and holds a 27-8 overall record with Auburn. Chizik led the Tigers to the 2011 BCS National Championship and earned National and SEC Coach of the Year honors last season. Before coming to Auburn, Chizik was the head coach at Iowa State for two seasons where he posted a 5-19 record. His career coaching stops include Texas, Central Florida, Stephen F. Austin, Middle Tennessee and Clemson.

**AUBURN SCOUTING REPORT**

The Tigers are 5-3 on the season and are receiving votes in both the Associated Press poll and the USA Today/Coaches' poll. Sophomore Michael Dyer leads Auburn with 812 yards rushing and eight touchdowns. Barrett Trotter has thrown for 1,009 yards and 10 TDs, while Emory Blake leads the team with 19 receptions for 333 yards and four TDs. Defensively, senior Neiko Thorpe has a team-best 64 tackles, while defensive end Corey Lemonier leads the SEC with 6.0 QB sacks.

**NUTT'S WINNING WAYS**

Upon arriving in Oxford, Rebel head coach **Houston Nutt** immediately reversed the Rebels' fortunes and became the first Ole Miss coach to guide the Rebels to a bowl win in each of his first two seasons. In 2009, Nutt guided Ole Miss to a 9-4 record and a second-straight win in the Cotton Bowl. In his first two seasons in Oxford, Nutt led the Rebels to 18 wins and back-to-back nine-win seasons for the first time 1961-62 and back-to-back January bowl victories for the first time since 1960-61. In his first season with the Rebels, Nutt led one of the greatest turnarounds in school history, posting a 9-4 record and a 5-3 mark in the SEC, reviving a Rebel squad that was coming off four straight losing seasons and a 3-8 campaign with no conference wins in 2007. It marked the team's best improvement from one season to the next since legendary Ole Miss Coach John Vaught's debut in 1947. Nutt's efforts earned him SEC Coach of the Year honors (SEC

Coaches and Touchdown Club of Atlanta) for the third time in his decorated career and AFCA Region Coach of the Year accolades for the fifth time. Including his decade of success at Arkansas, Nutt has guided his teams to 10 bowl berths in the past 13 seasons, most of any SEC Western Division coach during this span. Nutt's squads recorded eight or more wins in eight of those 13 campaigns and nine or more victories in eight of those seasons in the SEC.

**NUTT'S WINNING WAYS PART II**

With a win over Fresno, **Houston Nutt** moved into a tie with former Auburn coach Pat Dye for 16th all time in the SEC with 99 overall coaching victories since joining the league. Nutt is now five wins behind Doug Dickey for 15th place. He is also 15th in SEC coaching victories with 52, just six behind Mark Richt of Georgia.

**ALABAMA REBELS**

The Ole Miss roster features eight players from Alabama including: **Tim Simon** (Cordova), **D.T. Shackelford** (Decatur), **T.J. Worthy** (Gadsden), **Patrick Junen** (Huntsville), **Collins Moore** (Madison), **Josh Lancaster** (Mobile), **Vincent Moss** (Munford) and **Chase Hughes** (Springville). **Evan Swindall** also played high school football at Spain Park in Hoover through his junior season.

**OLE MISS - AUBURN CONNECTIONS**

Ole Miss defensive line coach **Terry Price** coached at Auburn from 1999-2008. In addition, Rebel running back **Enrique Davis** originally signed with the Tigers in 2007 before heading to Hargrave Academy.

**MONCRIEF CATCHES ON**

After he posted career highs with five receptions for 73 yards and two touchdowns against Arkansas, freshman wide out **Donte Moncrief** now leads the Rebels with four TD catches and has four of Ole Miss' six receiving scores on the season. He ranks third in the nation among true freshman wide receivers with his four TD receptions. Moncrief leads the team with 304 yards receiving and is second on the squad with 16 receptions.

**BRASSELL EXCELS ON BOTH SIDES OF THE BALL**

Freshman **Nickolas Brassell** has been a playmaker all over the field for Ole Miss. Against Arkansas, he caught a career-high eight pass for 70 yards and recorded one tackle and one PBU on defense. Against Alabama, he posted his first career 100-yard receiving game with four receptions for 101 yards and totaled a career-high five solo tackles in his first extensive action at cornerback. Versus Georgia, Brassell returned a punt 84 yards for his first career touchdown. He also caught two passes for 52 yards and rushed once for 14 yards. On defense, Brassell recorded one tackle as a cornerback. In his first action on defense at

**OLE MISS BY THE NUMBERS**

- 100,000 - Dollars Donated To Ole Miss By Houston Nutt
- 60,580 - Vaught-Hemingway Stadium Capacity
- 46,000 - Season Tickets Sold In 2011
- 621 - All-Time Victories
- 314 - TFLs The Last Four Years
- 278 - Pro Draft Picks
- 244 - Weeks Ranked In The AP Poll
- 207 - Shutouts In Ole Miss History
- 200 - Television Appearances
- 102 - Gameday Improvements In The Offseason
- 54 - First Team All-Americans
- 33 - Bowl Appearances (17th All-Time)
- 27 - NFL Players Under Houston Nutt
- 24 - Academic All-Americans
- 22 - Wins During Houston Nutt's 1st Three Seasons
- 21 - Bowl Wins (11th All-Time)
- 19 - NFL First Round Picks
- 12 - Overtime Games
- 10 - College Football Hall of Fame Inductees
- 8 - Sugar Bowl Appearances (4th All-Time)
- 6 - Heisman Trophy Finalists
- 6 - SEC Championships
- 4 - Rhodes Scholars
- 3 - National Championships
- 2 - Cotton Bowl Championships The Last Three Years
- 1 - Highest Ranking In AP Poll

**"WATCH" OUT FOR THESE GUYS**

Rebels on awards watch list ...

**Brandon Bolden**

Doak Walker Award (Best Running Back)

**A.J. Hawkins**

Rimington Trophy (Best Center)

**Bryson Rose**

Groza Award (Best Kicker)

**Bradley Sowell**

Lombardi Award (Best Lineman)

Outland Trophy (Best Interior Lineman)

**OLE MISS IN THE NFL**

Ole Miss has produced 27 NFL players under third-year head coach Houston Nutt. The Rebels also produced two first-round picks in the same season in Michael Oher and Peria Jerry for the first time in school history in 2009. Twenty-seven former Ole Miss players are currently on an NFL roster including 2008 Super Bowl MVP Eli Manning and two-time All-Pro LB Patrick Willis.

**OLE MISS ON THE WEB**

Websites: OleMissSports.com

OleMissSportsBlog.com

OleMissFB.com

Twitter: @RebelCoachNutt

@OleMissNow

Facebook: facebook.com/olemisssports

**2011 PRESEASON HONORS**

**BRANDON BOLDEN - RUNNING BACK**

- Doak Walker Award Watch List
- SEC's Best Blocker (Birmingham News)
- Third Team All-SEC (Athlons, Phil Steele, SEC Media Days)

**TYLER CAMPBELL - PUNTER**

- Second Team All-America (Sporting News)
- Second Team All-SEC (Athlons, Birmingham News, Lindys, SEC Coaches, SEC Media Days)
- Third Team All-SEC (Phil Steele)

**A.J. HAWKINS - OFFENSIVE LINEMAN**

- Rimington Trophy Watch List

**KENTRELL LOCKETT - DEFENSIVE LINEMAN**

- First Team All-SEC (Athlons, Lindys, SEC Media Days)
- Second Team All-SEC (Birmingham News, Phil Steele, SEC Coaches)

**BOBBY MASSIE - OFFENSIVE LINEMAN**

- First Team All-SEC (Lindys)
- Second Team All-SEC (Athlons, Phil Steele, SEC Media Days)
- Third Team All-SEC (SEC Media Days)

**PHILANDER MOORE - KICKER RETURNER**

- Fourth Team All-SEC (Phil Steele)

**BRYSON ROSE - KICKER**

- Groza Award Watch List
- Third Team All-SEC (SEC Media Days)
- Third Team All-SEC (Phil Steele)

**BRADLEY SOWELL - OFFENSIVE LINEMAN**

- Lombardi Award Watch List
- Outland Trophy Watch List
- First Team All-SEC (Athlons, Birmingham News, Phil Steele, SEC Coaches, SEC Media Days)
- Second Team All-SEC (Lindys)

Vanderbilt, he posted a pair of pass breakups on his first two plays. He also forced and recovered a fumble and posted one tackle. A U.S. Army, PrepStar and SuperPrep High School All-America selection, he posted 52 receptions for 875 yards and 13 TDs as a senior.

**SONIC YOUTH**

- Five true freshmen and three redshirt freshmen have started a game for Ole Miss this season. True freshman have made a combined 14 starts, while redshirt freshman have made a combined nine starts for the Rebels.
- The Rebels have had 11 first-year players (freshman or transfers not on roster last season) start at least one game this season and those players have combined for 41 starts.
- The Rebels have eight true freshman, five redshirt freshman and eight first-year players on the current two-deep depth chart.
- Thirty players have made their career debut this season for Ole Miss, including eight true freshmen.

**NO FLAG FOOTBALL**

Ole Miss played a spotless game against Alabama, with the Rebels playing the entire game without committing a penalty. The last time Ole Miss played an entire game without a penalty was Jacksonville State last season and it is believed to be only the second time since 1944 the Rebels have not been flagged for a penalty in a game.

**PICK CITY**

After recording just six interceptions last season, Ole Miss has picked off eight passes in seven games this year. The Rebels posted four interceptions against Southern Illinois for the first time in a game since the 2010 Cotton Bowl versus Oklahoma State. Ole Miss is tied for 38th in the nation in interceptions.

**SAWYER TAKES IT TO THE HOUSE**

Sophomore DB **Charles Sawyer** is currently tied for sixth in the nation and fourth in the SEC with four interceptions. After moving to corner versus Arkansas due to injury, Sawyer posted a career-high three pass breakups and one tackle. He limited SEC's leading receiver Jarius Wright to just one reception for 20 yards. Against BYU, he picked off quarterback Jake Heaps' pass and returned it 96 yards for a touchdown. It was Sawyer's first career pick six and the Rebels' first since D.T. Shackelford's score against Southeastern Louisiana in 2009. It was the longest interception return for a score since Dustin Mouzon's 99-yard return against Memphis in 2007 and the fifth-longest return in school history. Sawyer also added seven tackles (six solo) in his first career start at safety.

**MORE THE MARRY**

In his first season as a starter, sophomore **Mike Marry** is excelling at the linebacker spot. The Largo, Fla., native is tied for fourth in the SEC and 57th nationally in tackles, averaging 8.6 stops a game, and ranks 14th in the league with 2.0 QB sacks. Marry has totaled double-digit tackles in three games this season, including a career-high 13 stops against BYU.

**THE BOLDEN STANDARD**

Senior running back **Brandon Bolden** needs just 17 yards to pass Dou Innocent for fourth place on the Ole Miss career rushing list. Bolden currently has 2,305 yards. Bolden recently passed Chris Collins for fourth on the Rebel all-purpose yards list with 3,283

yards from scrimmage and is just 113 yards behind Mike Wallace for third on the career list. With a pair of TDs against Fresno State, he is within reach of a couple of Ole Miss touchdown records. After tying the single-season school record with 14 rushing TDs and 17 total scores last year, Bolden has 25 rushing and 30 total TDs and trails only Deuce McAllister's school records of 37 rushing and 41 total touchdowns. The preseason Doak Walker Award candidate also ranks fifth in school history with 2,305 rushing yards and finished fifth in the SEC a year ago with 81.3 rushing ypg. Bolden also led the team with 32 receptions and 1,320 all-purpose yards last year. See chart on page eight for complete list of Bolden's career ranking.

**CAMPBELL KILLS IT**

Punter **Tyler Campbell** currently ranks 18th in the nation and fourth in the SEC in punting with a 44.3-yard average. He also ranks sixth in the nation with 18 punts downed inside the 20-yard line. Versus Georgia, Campbell punted a career-high nine times for a 50.8-yard average and downed three punts inside the 20-yard line. Against BYU, Campbell nailed four punts for a 56.75-yard average including a career long 73-yard boot. The 56.8-yard average was also the third-best single game average in school history. Campbell had a season to remember a year ago. The junior from Little Rock, Ark., finished as the NCAA punting champion with a 46.37-yard average, which is the third best single-season mark in school history. A preseason All-America second team selection by Sporting News, Campbell also holds a 45.4-yard career average which trails only Merle Hapes' mark of 46.0 in Ole Miss history. Last season, Campbell booted 19 punts over 50 yards and five over 60 yards en route to second team All-SEC and third team All-America honors. Against LSU, he booted a season-long 69-yard kick and finished the game with a 62.0-yard average on three kicks.

**ODDS AND ENDS**

- Ole Miss is first in the nation and first in the SEC in punt return average with 27.75 ypr ... The Rebels also rank third in the SEC and 19th in the nation in net punting at 39.16 ypp.
- The Ole Miss "D" ranks third in redzone defense, allowing a score just 73.3 percent of the time.
- The Rebels rank second in the league in kickoff coverage with a 47.6-yard net.

**OLE MISS IN OCTOBER**

- The Rebels are 18-25 (.419 winning pct.) in October SEC games since 1998, including an 0-2 mark this season (L, Alabama and Arkansas).
- The Rebels went 1-3 overall in October last season (W, Kentucky, L, at Alabama, at Arkansas, Auburn).

**MIDSEASON HONORS**

Six Ole Miss Rebels were recognized by Phil Steele in his midseason All-SEC team. Junior P **Tyler Campbell** was named to the All-SEC first team, while senior DE **Wayne Dorsey**, sophomore LB **Mike Marry**, sophomore S **Charles Sawyer**, sophomore PR **Jeff Scott** and senior OL **Bradley Sowell** were honored on the All-SEC third team.

**FIRST TIME STARTERS**

• Nine players made their first career start against BYU: (Offense) **Nickolas Brassell** (CB/WR), **Barry Brunetti** (QB), **H.R. Greer** (FB), **Matt Hall** (OG) and **Donte Moncrief** (WR); Defense:

**OLE MISS FOOTBALL TV/RADIO NETWORK**

**The Season: Ole Miss Football**

Station	Times
SportsSouth	Thursday 5 PM, Friday 5:30 PM
CSS	Thursday 4 PM
Cox Cable	Thursday 5 PM
WCBI (Columbus)	Thursday 10 PM
WTOK (Meridian)	Thursday 10 PM

**Ole Miss Radio Network**

City	Station (Frequency)
Amory*	WAFM-AM (1580 AM)
Biloxi/Gulfport^	WBUV-FM (104.9 FM)
Brookhaven*	WBKN-FM (92.1 FM)
Corinth*	WXRZ-FM (94.3 FM)
Greenwood*	WYMX-FM (99.1 FM)
Hattiesburg*	WFMM-FM (97.3 FM)
Hazlehurst*	WDXO-FM (92.9 FM)
Holly Springs, Miss.	WKRA-FM (92.7 FM)
Jackson*	WFMM-FM (97.3 FM)
Lexington, Miss.*	WAGR-FM (102.5 FM)
Lexington, Tenn.	WZLT-FM (99.3 FM)
Louisville*	WLSM-FM (107.1 FM)
McComb*	WAZA-FM (107.7 FM)
Memphis, Tenn.*	WHBQ-AM (560 AM)
Meridian	WZKR-FM (103.3 FM)
Natchez*	WKSO-FM (97.3 FM)
Oxford	WQLJ-FM (93.7 FM)
Philadelphia*	WHOC-AM (1490 AM)
Prentiss*	WJDR-FM (98.3 FM)
Tupelo*	WMMR-FM (102.9 FM)
Vicksburg*	WVWG-AM (1420 AM)
Waynesboro	WABO-AM (990 AM)
Water Valley*	WTNM-FM (105.5 FM)
Yazoo City*	WBYP-FM (107.1 FM)

\* Carries RebTalk live on Thursdays, 6:30-7:30 p.m. CT  
 ^ Carries RebTalk tape-delayed on Thursdays, 8-9 p.m. CT

Affiliate list subject to change.  
 Broadcasts can be heard over the internet through [OleMissSports.com's RebelVision](http://OleMissSports.com's RebelVision).  
 Provided by TeleSouth Communications.

**CAREER STARTS BY POSITION**

—OFFENSE—

SE	LT	LG	C	RG	RT	TE	FL	QB	RB	FB	WR
Moncrief (7)	Sowell (31)	Washington (10)	Hawkins (15)	Duke (6)	Massie (24)	Allen (18)	Logan (5)	Stoudt (3)	Bolden (20)	Greer (2)	Harris (2)
Logan (2)		Junen (8)	Swindall (4)	Ma. Hall (6)		Mosley (5)	Brassell (3)	Mackey (3)	J. Scott (12)	Epperson (1)	Logan (1)
		Morris (2)				Epperson (1)	Neat (1)	Brunetti (1)	Thomas (3)		Neat (1)
		Hawkins (1)					C. Moore (1)				

—DEFENSE—

LE	DT	NT	RE	WLB	MLB	SLB	LCB	SS	FS	RCB	NB
Dorsey (10)	Smith (5)	Bennett (4)	Lockett (34)	Kight (12)	Marry (6)		Temple (18)	Jackson (14)	Sawyer (6)	Pendleton (6)	Garbutt (7)
Shackelford (5)		U. Grant (3)	Rivers (8)	R. Williams (2)	R. Williams (1)		Sawyer (1)	Crawford (1)	Crawford (1)	Golson (1)	Sawyer (4)
U. Grant (2)		Martin (2)	J. Jones (4)	Shackelford (1)	Kight (1)						Temple (3)

## BOLDEN IN THE REBEL RECORD BOOKS

### CAREER RUSHING YARDS

Name	Att	Yards
1. Deuce McAllister	616	3060
2. Joe Gunn	630	2749
3. Kayo Dottley	478	2654
4. Dou Innocent	494	2322
5. <b>Brandon Bolden</b>	427	2305

### CAREER RUSHING ATTEMPTS

Name	Att
1. Joe Gunn	630
2. Deuce McAllister	616
3. Dou Innocent	494
4. Kayo Dottley	478
5. Leon Perry	471
6. BenJarvus Green-Ellis	464
7. John Fourcade	456
8. <b>Brandon Bolden</b>	427

### CAREER RUSHING TOUCHDOWNS

Name	TDs
1. Deuce McAllister	37
2. <b>Brandon Bolden</b>	25

### CAREER RUSHING AVERAGE (Min. 400 Att.)

Name	Avg.
1. Kayo Dottley	5.55
2. <b>Brandon Bolden</b>	5.40
3. Deuce McAllister	4.97

### CAREER ALL-PURPOSE YARDS

Name	Yards
1. Deuce McAllister	4889
2. Dexter McCluster	4089
3. Mike Wallace	3396
4. <b>Brandon Bolden</b>	3283

### CAREER TOUCHDOWNS RESPONSIBLE

Name	TDs
1. Deuce McAllister	41
2. <b>Brandon Bolden</b>	30

Aaron Garbutt (S), Uriah Grant (DT), Wesley Pendleton (CB) and Justin Smith (DT).

- Two players made their first career start versus Southern Illinois: (Offense) **Jamal Mosley** (TE); (Defense) **Senquez Golson** (CB).

- Five players made their first career start versus Georgia: (Offense) **Collins Moore** (WR) and **Aaron Morris** (OL); (Defense) **Byron Bennett** (DL), **Frank Crawford** (DB) and **Ralph Williams** (LB).

- One player made his first career start versus Fresno State: (Offense) **Randall Mackey** (QB).

- One player made his first career start versus Alabama: (Defense) **Carlton Martin** (DT).

### DEBUTS

Thirty Rebels have made their debut this season: **Byron Bennett** (DT), **Justin Bigham** (FB), **Nickolas Brassell** (CB/WR), **Terrell Brown** (DL), **Barry Brunetti** (QB), **Serderius Bryant** (LB), **Cliff Coleman** (CB), **Chris Conley** (H), **Will Denny** (LS), **Aaron Garbutt** (S), **Senquez Golson** (CB), **Uriah Grant** (DL), **Matt Hall** (OL), **Chase Hughes** (OL), **C.J. Johnson** (LB), **Keith Lewis** (LB), **Randall Mackey** (QB), **Donte Moncrief** (WR), **Collins Moore** (WR), **Philander Moore** (WR), **Jamal Mosley** (TE), **Vincent Moss** (CB), **Ivan Nicholas** (S), **Gilbert Pena** (DL), **Wesley Pendleton** (CB), **Cody Prewitt** (S), **Vince Sanders** (WR), **Tobias Singleton** (WR), **Zack Stoudt** (QB) and **Ralph Williams** (LB).

### SCOTT SCORES

Versus Fresno State, RB **Jeff Scott** rushed for a career-high 138 yards and two touchdowns on 24 carries. He added 24 yards on one reception and 44 yards on two kick returns. The game marked his third career 100-yard rushing game and third career 200 all-purpose yard game. In his first start of the season versus Southern Illinois, Scott became the first Rebel to score two rushing touchdowns and return a punt for a touchdown in the same game since Deuce McAllister versus Auburn in 2000. He also became the first Rebel to score three TDs in one quarter since Randy Baldwin scored three times in the first quarter versus Arkansas State in 1990. Scott rushed for a career-high three touchdowns in the game and is the first Ole Miss player to rush for three scores since Dexter McCluster scored four rushing TDs against Tennessee in 2009. Scott finished the game with 118 yards rushing for the second 100-yard rushing game for his career. He also added 63 yards on punt returns, including his first 67-yard punt return for a score, and 29 yards on kick returns for 210 all-purpose yards, the most all-purpose yards since he totaled 214 against LSU last year. Scott leads the SEC with a 19.7-yard average on punt returns, is tied for third in the league in total TDs with seven and ranks seventh in all-purpose yards averaging 117.7 yards per game.

### CALIFORNIA DREAMIN'

Ole Miss played its first-ever game in the state of California this season at Fresno State. The Rebels knocked off the Bulldogs 38-28 in Fresno for their first-ever victory in the Golden State. The Rebels' previous most-western road game was at Wyoming in 2004.

## REBEL "SPECIAL" TEAMS

*Ole Miss has excelled on special teams this season. Below is a list of where the Rebels rank in the SEC and the nation in several special teams categories.*

Category	SEC	NCAA
Punt Returns (27.75 ypr)	1st	1st
Field Goal Pct. (1.000)	t-1st	t-1st
Punting (44.28 ypp)	4th	18th
Net Punting (39.16 net)	3rd	19th
Kickoff Coverage (47.6 net)	2nd	--

*In addition, several Rebel players rank near the top in special teams categories.*

Player	Category	SEC	NCAA
Jeff Scott	Punt Returns (19.7 ypr)	1st	N/A
Tyler Campbell	Punting (44.28 ypp)	4th	18th
Bryson Rose	Field Goal Pct. (1.000)	t-1st	t-1st

### DEFENSE COMES UP BIG VS. COUGARS

Facing a team that averaged 26.2 points per game a year ago, the Ole Miss defense rose to the occasion against BYU. Led by **Charles Sawyer's** 96-yard interception return for a touchdown, the Rebel "D" limited BYU to just seven offensive points and snapped a streak of 22 straight quarters with a score for the Cougars. Senior safety **Damien Jackson** and sophomore line-backer **Mike Marry** both posted a career-high 13 tackles, while senior CB **Marcus Temple** collected 6 stops (five solo) and a sack.

### LOCKETT BACK IN ACTION

Senior **Kentrell Lockett** was granted a sixth-year of eligibility in the off-season by the NCAA after tearing his left ACL against Fresno State a year ago. The 2010 Chucky Mullins Award winner, entered this season with 23.5 TFLs and was a preseason All-SEC first team pick.

### FORWARD TOGETHER REBELS

A pivotal moment in the rise of the Ole Miss Rebels took place on August 9 when the athletics department and UMAA Foundation announced the Forward Together capital campaign, which seeks to raise \$150 million in support of a comprehensive initiative aimed at new facility construction and existing facility enhancements for Ole Miss Athletics. Among the football improvements planned are renovations and improvements to Vaught-Hemingway Stadium concourse area, expansion of the north end-zone of Vaught-Hemingway Stadium to improve the overall aesthetic look and feel of the stadium and creation of an Ole Miss Athletics Hall of Fame. The plans also include a new, state-of-the-art basketball arena to replace Tad Smith Coliseum. On October

## NUTT ERA YIELDING RECORD-SETTING ATTENDANCE

Ole Miss has produced record-setting attendance and season ticket sales under fourth-year head coach Houston Nutt. Just consider the following facts:

- The Rebels have sold over 141,500 season tickets during Nutt's last three seasons, including more than 46,000 in 2011.
- Ole Miss has played before a total of 1,445,109 home fans during the Nutt era for an average of 55,581 fans per game.
- The Rebels set a school record with 51,000 season tickets sold in 2009.
- The largest home crowd in school history of 62,657 was on hand for the 2009 Ole Miss-Alabama game.
- Five of the seven largest crowds in school history have come during Nutt's tenure (Alabama 2009, LSU 2009, Tennessee 2009, Auburn 2010 and Alabama 2011).
- The average home attendance of 55,767 in 2009 was the second-highest mark in school history.
- Ole Miss has played before a home crowd of more than 60,000 five times under Houston Nutt.





7, Ole Miss announced that it had reached \$40 million in commitments for the campaign.

**FAMILIAR FACES, NEW PLACES**

Ole Miss welcomed three new assistant coaches this season with the addition of **Gunter Brewer**, **Keith Burns** and **David Lee**. However, all three bring ties to the Rebels and the coaching staff. Brewer is the son of former Ole Miss head coach Billy Brewer and was a graduate assistant for the Rebels from 1988-89. Burns comes to Oxford from Kansas State, but is familiar to Houston Nutt, having served as Nutt's defensive coordinator at Arkansas from 1998-2002. Lee is back for his second stint in Oxford after serving as the Rebels' quarterbacks coach from 1978-82. This also marks Lee's third tour under Nutt, having served as quarterbacks coach at Arkansas from 2001-02 and offensive coordinator in 2007.

**CHUCKY MULLINS COURAGE AWARD**

In the spring, LB D.T. **Shackelford** was selected as the 2011 recipient of the Chucky Mullins Courage Award, which goes to a defensive player each year. The award, sponsored by Phi Beta Sigma fraternity, honors the late Chucky Mullins, who had his Ole Miss career come to an end during the 1989 Homecoming game against Vanderbilt when he was paralyzed after making a tackle. After returning to his studies at Ole Miss, Mullins passed away on May 6, 1991. Shackelford, who torn his right ACL in the spring, will wear in the No. 38 jersey in Mullins' honor and is the first junior to ever win the award.

**100 IN 100**

In response to the athletics department's gameday satisfaction survey, Ole Miss created the "100 In 100" plan which called for 100 gameday improvements in 100 days in preparation for the 2011 season. Among the improvements (which actually totaled 102) were a gameday guide for fans, increasing the band size and providing new uniforms, relocating the band, improved stadium aesthetics and redesigned stadium cups with fight song lyrics.

**TEAM CAPTAINS**

On August 29, **Houston Nutt** announced the team captains for the 2011 season. This year's permanent captains, which are all seniors, include: on offense, RB **Brandon Bolden**, WR **Derrick Herman**, and OL **Bradley Sowell** and on defense, DE **Wayne Dorsey**, DE **Kentrell Lockett** and CB **Marcus Temple**. Lockett, who is returning for a sixth year after a torn ACL cut his 2010 campaign short, becomes just the fourth Rebel in the modern era to be chosen a team captain twice in his career. Others include Jamie Holder in 1984-85, Kenny King in 1974-75 and Bob McCain in 1944-45.

**GRADUATING REBELS**

Five student-athletes on the Ole Miss football team have already received their undergraduate degrees. K **David Hankins** has earned a B.S. in geological engineering, CB **Vincent Moss** has earned a B.A. in accountancy, DE **Kentrell Lockett** has earned a B.A. in journalism, OL **Bradley Sowell** has earned a B.B.A. in marketing communications and OL **Alex Washington** has earned a B.A. in liberal studies.

**OLE MISS-LSU RIVALRY HITS CENTURY MARK**

Ole Miss and LSU, known as the Magnolia Bowl since 2008, will meet for the 100th time this November in Oxford making it the Rebels' second longest rivalry game behind the Egg Bowl. The Tigers lead the all-series 56-39-4, but Ole Miss has won two of the last three meetings.

**REBELS FACE LAST 6 NATIONAL CHAMPIONS IN OXFORD**

Ole Miss will host the next six national champions (Alabama, Auburn, Florida [twice], LSU and Texas) at Vaught-Hemingway Stadium over the next two seasons. In addition, over the next three seasons, the Rebels rank first in the nation in the numbers of visitors that have played in a BCS game (8), won a BCS game (5), the combined bowl wins (18), and 10 of the 14 opponents have won a bowl game, which is also first in the nation. Ole Miss also ranks first in the SEC and third in the nation behind Michigan and Michigan State in numbers of opponents that have played in a bowl game (25) during the three-year period.

**GAME NOTES**

**ARKANSAS**

**OFFENSIVE NOTES**

- Junior quarterback **Randall Mackey** passed for a career-best 219 yards and two touchdowns on 18-of-30 passing. He also rushed for 30 yards and his first career touchdown. The three total TDs marked a career best.
- Freshman **Nickolas Brassell** caught a career-high eight passes for 70 yards and rushed a for a career-best 17 yards on five attempts. Defensively, Brassell posted one solo tackle and one pass breakup.
- Freshman **Donte Moncrief** hauled in a career-best five catches for 73 yards and two touchdowns. Moncrief leads the team with four TD catches and has four of Ole Miss' six receiving touchdowns on the season.
- Ole Miss totaled a season-high 24 first downs and 219 yards passing.
- The Rebels' 16-play touchdown drive in the fourth quarter was Ole Miss' longest scoring drive this season in terms of plays. The previous long was a 15-play touchdown drive versus Fresno State.

**DEFENSIVE NOTES**

- Senior **Damien Jackson** totaled a game-high 11 tackles (seven solo). It was the most stops for Jackson since a career-high 13 tackles versus BYU.
- Senior **Justin Smith** posted four tackles, tied a career best with 1.0 TFL and also forced a fumble.
- Freshman **C.J. Johnson** recorded his first career quarterback sack.

**SPECIAL TEAMS NOTES**

- Junior **Bryson Rose** connected on a career-long 43-yard field goal attempt in the first quarter and has now made 14 consecutive field goal attempts dating back to last season. Rose was also 3-for-3 on PATs and scored six points.
- Junior **Tyler Campbell** punted six times for a 37.7-yard average, but downed three punts inside the 20-yard line.

**ALABAMA**

**ATTENDANCE**

The attendance of 61,792 marked the fourth largest crowd in Vaught-Hemingway Stadium history and the largest crowd since the Alabama game in 2009.

**GENERAL NOTES**

Ole Miss was not penalized in the game for the first time in a game since Jacksonville State last season.

**OFFENSIVE NOTES**

- Freshman **Nickolas Brassell** recorded a career-high four receptions for a career-high 101 yards. It marked his first career 100-yard receiving game and the first for Ole Miss since Markeith Summers posted 104 yards against Arkansas last year.
- Running back **Jeff Scott** scored his sixth rushing touchdown of the year and his seventh total TD on the season.
- Junior quarterback **Randall Mackey** threw for 113 yards including a season-long pass of 59 yards to Brassell.

**DEFENSIVE NOTES**

- Freshman **Nickolas Brassell** recorded a career-high four solo tackles in extensive action at cornerback.
- Sophomore **Charles Sawyer** tied a career high with 10 total tackles (five solo), which also led the team.
- Senior **Wayne Dorsey** totaled four tackles, 1.0 TFL and 1.0 QB sack.
- Junior **Aaron Garbutt** tied a career high with eight stops.

**SPECIAL TEAMS NOTES**

- Freshman **Tobias Singleton** returned five kickoffs for a career-best 131 yards and a long of 47.

**FRESNO STATE**

**GENERAL NOTES**

The Rebels have only faced one other team from the state of California (Long Beach State, 1971) and the Bulldogs are the western-most opponent Ole Miss has ever played. This was Ole Miss' first-ever game in the state of California and the western-most game the Rebels have ever played. The previous western-most road game was at Wyoming in 2004.

**OFFENSIVE NOTES**

- Senior **Brandon Bolden** rushed for 43 yards and two touchdowns and ranks second in Ole Miss history with 25 rushing TDs and 30 total touchdowns. He also moved into sixth place in school history with 3,206 all-purpose yards. In two career games versus Fresno State, Bolden has 271 yards rushing and five TDs.
- Running back **Jeff Scott** tore off a 69-yard touchdown run in the

**TRUE FRESHMEN WR TD CATCHES IN FBS**

Player, School	TD Rec.
Sammy Watkins, Clemson	9
Rashad Greene, Florida State	6
<b>Donte Moncrief, Ole Miss</b>	<b>4</b>
Marqise Lee, USC	4

third quarter, which was the longest TD run by a Rebel since Scott's 83-yard score against Auburn last season. Scott posted his third career 100-yard rushing game and his second of the season. He finished with a career-high 138 yards rushing on 24 attempts and scored two touchdowns. He also caught one pass for 24 yards and added 44 yards on kickoff returns. The 206 all-purpose yards mark the second 200-yard all-purpose game of his season and the third of his career.

- In his first career start, junior quarterback **Randall Mackey** threw for 214 yards and one touchdown on 8-of-18 passing. He also rushed five times for 35 yards.
- Freshman **Donte Moncrief** hauled in a career long 57-yard reception, while fellow freshman **Nickolas Brassell** caught a career-long 40-yard pass. Junior **Ja-Mas Logan** added a game-high three catches for 65 yards. Junior **Melvin Harris** posted his first touchdown catch of the season on a 22-yard pass from **Randall Mackey**. It was Harris' first TD reception since Alabama last season.
- The Rebels' 15-play, 85-yard touchdown drive in the fourth quarter was Ole Miss' longest scoring drive this season both in terms of plays and yards.
- Ole Miss total 430 yards of total offensive and 216 yards rushing, both of which were season highs.

**DEFENSIVE NOTES**

- **Charles Sawyer** intercepted his fourth pass of the season and now has six in his career. Sawyer is currently tied for the lead in the SEC in interceptions and entered the game tied for eighth nationally. Sawyer added five tackles (two solo) in the game.
- Ole Miss now has eight interceptions on the year after recording just six picks all of last year. The Rebels entered the game tied for second in the SEC and fourth in the nation in interceptions.
- Freshman **Ralph Williams** posted a career-high with six tackles (four solo) and his first career QB sack in his second career start.
- Sophomore **Mike Marry** total a game-high nine tackles (five solo). He entered the game second in the SEC in tackles averaging 10.5 per game.

**SPECIAL TEAMS NOTES**

- Junior **Bryson Rose** connected on a 24-yard field goal attempt in the fourth quarter and has now made 13 consecutive field goal attempts dating back to last season. Rose was also 3-for-4 on PATs and had his first attempt blocked.

**GEORGIA**

**GENERAL NOTES**

Ole Miss opened the season with consecutive league losses for the first time since 2007 ... This game marked head coach Houston Nutt's first meeting with UGA at Ole Miss ... Nutt was winless versus the Bulldogs in five meetings at Arkansas including a loss in the 2002 SEC Championship Game and is now 0-6 for his career.

**OFFENSIVE NOTES**

- Freshman wideout **Donte Moncrief** caught his second career touchdown and second TD in as many games on a 38-yard pass from **Randall Mackey**. Moncrief tied a career-best with three catches for 68 yards. The pass was also Mackey's first career TD pass as a Rebel.
- Freshman wide receiver **Nickolas Brassell** posted a career-best two receptions for 52 yards including a career-long 37-yard reception.

**DEFENSIVE NOTES**

- **Charles Sawyer** intercepted his third pass of the season and now has five in his career. Sawyer entered the game tied for third in the SEC and eighth nationally with a pair of picks on the season. Sawyer also posted a season-high nine tackles and a career-best eight solo stops.
- Ole Miss now has seven interceptions on the year after recording just six picks all of last year. The Rebels entered the game tied for second in the SEC and fourth in the nation in interceptions.

• Freshman linebacker **Serderius Bryant** totaled a career best eight tackles (five solo) ... Junior defensive tackle **Uriah Grant** posted a career-best seven stops and 0.5 TFL ... Freshman defensive tackle **Byron Bennett** recorded three solo tackles and a career-best 2.0 TFLs ... Sophomore **Mike Marry** was credited with a career-high 1.5 QB sacks and added a game-high 10 tackles (eight solo).

**SPECIAL TEAMS NOTES**

• Junior **Bryson Rose** converted on his only PAT in the game. Rose has made 48-straight PATs dating back to last season.  
 • Junior **Tyler Campbell** punted a career-high nine times for a 50.8-yard average and downed three punts inside the 20-yard line. He booted a long punt of 57-yards and kicked three punts 50-plus yards.  
 • **Charles Sawyer** recovered an onside kick for the Rebels in the second quarter. It was Ole Miss' first onside kick recovery since Fon Ingram recovered a kick against Auburn last season.  
 • **Nickolas Brassell** returned a punt 81 yards for his first career touchdown in the second quarter. Jeff Scott fielded the punt at the 16-yard line and returned it three yards before handing off to Brassell on the reverse. It was the Rebels' longest punt return for a score since Deuce McAllister returned a punt 87 yards for a TD versus Auburn in 2000.

**VANDERBILT GENERAL NOTES**

• The Rebels boast an all-time record of 620-478-35 (.563 winning percentage).  
 • Ole Miss opened league play with Vanderbilt for the seventh time in the last nine seasons ... The Rebels also opened SEC play on the road for the seventh time since 2003 ... Ole Miss has lost eight-straight SEC openers and is 30-45-3 in SEC openers ... The last league-opening win came in 2003 in Nashville, a 24-21 victory over the Commodores ... The Rebels are just 2-17 in their last 19 conference openers.

**OFFENSIVE NOTES**

• Ole Miss had six different receivers catch a pass in the game.  
 • Sophomore **Ja-Mes Logan** led the squad with three catches for 48 yards.  
 • Senior **Brandon Bolden** carried the ball eight times for 39 yards and a long rush of 11 yards in his first action since being injured in the BYU game. He also caught two passes for 20 yards.  
 • True freshman **Donte Moncrief** caught his first career touchdown on a 47-yard pass from QB **Zack Stoudt** in the fourth quarter.

**DEFENSIVE NOTES**

• **Wayne Dorsey** sacked Commodore quarterback Larry Smith in the first quarter and force a fumble which was recovered by Vincent Moss. Dorsey finished the game with a career-high five tackles and 1.0 TFL.  
 • **Marcus Temple** picked off a pass for the second-straight game and notched his third-career interception.  
 • The Rebels have six interceptions after three games this year after picking off a total of six passes last season. Ole Miss picked off its sixth pass in the final game last season.  
 • Sophomore **Mike Marry** led the team with 11 tackles, 2.0 TFLs and a QB sack.  
 • In his first action on defense, freshman wide receiver **Nickolas Brassell** posted one solo tackle, forced and recovered a fumble and had two pass breakups.

**SPECIAL TEAMS NOTES**

• Junior **Tyler Campbell** punted six times for a 44.5-yard average and downed three punts inside the 20-yard line. He booted a long punt of 62 yards and kicked three punts 50-plus yards.

**SOUTHERN ILLINOIS GENERAL NOTES**

• The Rebels boast an all-time record of 620-477-35 (.563 winning percentage).  
 • Ole Miss is 3-0 all time against current Missouri Valley Conference members knocking off Southern Illinois and Indiana State 56-10 in 1995. The Rebels are also 12-1 against NCAA FCS teams since 1992.  
 • Ole Miss is 51-13 versus non-conference opponents dating back to a 38-0 win over Tulane on Nov. 12, 1994. The Rebels are also 38-8 in their last 45 non-conference games in Oxford and have won 11 of their last 13.

**2011 HONORS**  
**COLLEGE FOOTBALL PERFORMANCE AWARDS**  
**PERFORMERS OF THE WEEK**  
vs. BYU (9/3)  
 Tyler Campbell (P)  
 Andrew Ritter (KS)  
 Charles Sawyer (DB honorable mention)  
  
vs. Southern Illinois (9/10)  
 Jeff Scott (PR)  
 Tyler Campbell (P honorable mention)  
  
vs. Georgia (9/24)  
 Nickolas Brassell (PR)  
 Tyler Campbell (P honorable mention)  
  
vs. Arkansas (10/22)  
 Andrew Ritter (KS honorable mention)  
  
**PHIL STEELE MIDSEASON ALL-SEC**  
**First Team**  
 Tyler Campbell (P)  
  
**Third Team**  
 Wayne Dorsey (DE)  
 Mike Marry (LB)  
 Charles Sawyer (S)  
 Jeff Scott (PR)  
 Bradley Sowell (OL)

**OFFENSIVE NOTES**

• Running back **Jeff Scott** is the first Rebel to score two rushing touchdowns and return a punt for a touchdown in the same game since Deuce McAllister versus Auburn in 2000. He also became the first Rebel to score three TDs in one quarter since Randy Baldwin scored three times in the first quarter versus Arkansas State in 1990.  
 • Scott rushed for a career-high three touchdowns in the game and is the first Ole Miss player to rush for three scores since Dexter McCluster scored four rushing TDs against Tennessee in 2009.  
 • Scott finished the game with 118 yards rushing for the second 100-yard rushing game for his career. He also added 63 yards on punt returns and 29 yards on kick returns for 210 all-purpose yards, the most all-purpose yards since he totaled 214 against LSU last year.  
 • Quarterback **Zack Stoudt** threw his first career touchdown pass to tight end Jamal Mosley, which was also Mosley's first career TD reception.  
 • Quarterback **Randall Mackey** scored his first career touchdown on a six-yard rush in the third quarter.

**DEFENSIVE NOTES**

• **Wayne Dorsey** picked off his first career pass in the first quarter. It also marked the fourth-straight game the Rebels have

record an interception dating back to the LSU game last season.

• **Charles Sawyer** intercepted his second pass of the season. Sawyer tied for the team lead with two picks last season and now has four in his career.  
 • **Marcus Temple** picked off his first pass of the season and the second of his career.  
 • Senior **Damien Jackson** intercepted the first pass of his career in the fourth quarter which gave Ole Miss four interceptions in a game for the first time since the Rebels picked off four passes against Oklahoma State in the 2010 Cotton Bowl.  
 • The Rebels have five interceptions after two games this year after picking off a total of six passes last season. Ole Miss picked off its fifth pass of the season in the 11th game last season.  
 • Junior **Aaron Garbutt** tied for the team lead in tackles with a career-high eight stops (four solo).

**SPECIAL TEAMS NOTES**

• Junior **Bryson Rose** converted all six PATs in the game. Rose has made 47-straight PATs dating back to last season.  
 • Junior **Tyler Campbell** punted five times for a 42.2-yard average and downed four punts inside the 20-yard line.

**BYU GENERAL NOTES**

• This game marked the kickoff of the 117th season of football at Ole Miss and the fourth under head coach **Houston Nutt**. The Rebels boast an all-time record of 619-477-35 (.565 winning percentage).  
 • Ole Miss is now 85-26-5 in season openers and 58-6-3 in season openers at home. They have won 13 of the last 15 season openers.  
 • **Houston Nutt** is 14-5 for his career in season openers as a head coach. Nutt has won 12 of his last 15 season openers dating back to 1997 and two of four as the Rebels' head coach.  
 • Ole Miss is now 1-3 all-time versus BCS independents.

**OFFENSIVE NOTES**

• True freshman **Donte Moncrief** led the Rebels' with three catches for 16 yards.  
 • Quarterback **Zack Stoudt** finished 13-of-25 for 140 yards.

**DEFENSIVE NOTES**

• **Charles Sawyer's** 96-yard interception return for a touchdown was the Rebels' first pick-six since D.T. Shackelford's return against Southeastern Louisiana in 2009 and the longest since Dustin Mouzon's 99-yard return at Memphis in 2007.  
 • **Damien Jackson** and **Mike Marry** both had a career high with 13 total tackles each. It marks the first time for two players to have double-digit tackles since the 2010 season opener against Jacksonville State.  
 • Ole Miss held BYU scoreless through three quarters, which snapped a streak of 22 straight quarters with a score for the Cougars.

**SPECIAL TEAMS NOTES**

• Junior **Bryson Rose** connected on both field goal attempts from 20 and 29 yards. Rose was 16-of-18 on field goal attempts last season and is now 18-of-20 for his career.  
 • **Tyler Campbell** booted a career long punt of 73 yards in the first quarter and finished the game with four punts for a 56.8-yard average. He also downed one punt inside the 20-yard line.

<b>SOUTHEASTERN CONFERENCE COACHES</b>			
<i>(Tenure and bowl appearances as SEC head coaches)</i>			
COACH	CURRENT SCHOOL	YEARS IN SEC	BOWL BIDS
Steve Spurrier	South Carolina	18	16
<b>Houston Nutt</b>	<b>Ole Miss</b>	<b>13</b>	<b>10</b>
Mark Richt	Georgia	10	10
Nick Saban	Alabama	9	9
Les Miles	LSU	6	6
Bobby Petrino	Arkansas	3	2
Gene Chizik	Auburn	2	2
Dan Mullen	Mississippi State	2	1
Derek Dooley	Tennessee	1	1
Joker Phillips	Kentucky	1	1

**NUTT BREAKDOWN**

**PERSONAL INFORMATION**

**BORN:** Oct. 14, 1957  
**FAMILY:** Wife Diana (Thomas); twin daughters Hailey and Hanna (9/26/88); daughter Haven (3/19/91); son Houston III (3/11/87)  
**EDUCATION:**  
 Central HS (Little Rock, Ark.) (1976)  
 Oklahoma State – B.A. in physical education (1981)  
**CAREER COACHING RECORD:** 135-91 (.597)

**PLAYING EXPERIENCE**

**1976-77** Arkansas (quarterback)  
**1979-80** Oklahoma State (quarterback)

**COACHING EXPERIENCE**

**1981** Oklahoma State (GA coach – secondary)  
**1982** Oklahoma State (GA coach – running backs)  
**1983** Arkansas (GA coach – running backs)  
**May-August 1984**  
 Arkansas State (assistant coach – QBs)  
**1984-89** Oklahoma State (assistant coach – WRs)  
**1990-92** Arkansas (assistant coach – WRs)  
**1993-96** Murray State (head coach)  
**1997** Boise State (head coach)  
**1998-07** Arkansas (head coach)  
**2008-10** Ole Miss (head coach)

**YEAR-BY-YEAR COACHING**

Year	School	W	L	Pct.
1993	Murray State	4	7	.364
1994	Murray State	5	6	.455
1995	Murray State	11	1	.917
1996	Murray State	11	2	.846
1997	Boise State	5	6	.455
1998	Arkansas	9	3	.750
1999	Arkansas	8	4	.667
2000	Arkansas	6	6	.500
2001	Arkansas	7	5	.583
2002	Arkansas	9	5	.643
2003	Arkansas	9	4	.692
2004	Arkansas	5	6	.455
2005	Arkansas	4	7	.364
2006	Arkansas	10	4	.714
2007	Arkansas	8	4	.667
2008	Ole Miss	9	4	.692
2009	Ole Miss	9	4	.692
2010	Ole Miss	4	8	.333
2011	Ole Miss	2	5	.286
<b>Totals (18 seasons)</b>		<b>135</b>	<b>91</b>	<b>.597</b>
Murray State (4 seasons)		31	16	.660
Boise State (1 season)		5	6	.455
Arkansas (10 seasons)		75	48	.610
Ole Miss (4 seasons)		24	21	.533

**HEAD COACH HOUSTON NUTT**

**BOWL BERTHS (10)**

Ole Miss: 2009 Cotton Bowl, 2010 Cotton Bowl.  
 Arkansas: 1999 Citrus Bowl, 2000 Cotton Bowl, 2000 Las Vegas Bowl, 2002 Cotton Bowl, 2002 Music City Bowl, 2003 Independence Bowl, 2007 Capital One Bowl, 2008 Cotton Bowl.

**HONORS**

Ole Miss: 2008 SEC Coach of the Year (SEC Coaches, The Touchdown Club of Atlanta), 2008 AFCA Region 2 Coach of the Year, 2009 FCA Coach of the Year.  
 Arkansas: 2006 SEC Coach of the Year (Associated Press, SEC Coaches), 2006 AFCA Region 2 Coach of the Year, 2001 SEC Coach of the Year (Associated Press, SEC Coaches), The Football News 1998 Division I-A Coach of the Year, 1998 AFCA Division I-A Region 2 Coach of the Year.  
 Murray State: 1996 AFCA Division I-AA Region 3 Coach of the Year, 1995 AFCA Division I-AA Region 3 Coach of the Year, 1995 Eddie Robinson Division I-AA National Coach of the Year.

**ACCOMPLISHMENTS**

- Ranks 15th all-time in SEC wins and fourth among current coaches ... Tied 16th all-time in the league in overall coaching victories and second among active coaches.
- Ranks 16th among active NCAA FBS coaches in victories with 135.
- His first two years at Ole Miss have produced consecutive nine-win seasons for the first time since 1961-62 and back-to-back January bowl victories for the first time since 1960-61 ... This following a four-year bowl drought for the Rebels.
- Directed his teams to 10 bowl berths in the past 12 seasons, most of any SEC West coach during this span. Nutt's squads recorded eight or more wins in eight of those 12 campaigns and nine or more victories in six of those seasons.
- Recorded 21 victories over ranked opponents ... Ole Miss is 5-3 against ranked teams and 3-2 vs. top-10 teams under Nutt.
- The 2008 victory over No. 4 Florida was his fifth career win over a top-five opponent as a head coach. Nutt is 5-10 all-time against top-five teams, including a 50-48 triple OT victory at No. 1 LSU in 2007. In all five wins, Nutt's team entered the game unranked, and four of the wins came on the road.
- Mentored 20 All-America selections, 85 All-SEC selections, 175 SEC Academic Honor Roll and 33 NFL Draft selections.
- Guided the Razorbacks to SEC Western Division titles in 1998, 2002 and 2006, with Championship Game appearances in the last two.
- Led the SEC's top-ranked team in scoring offense from 2002-04. The Hogs averaged 29.8 points per game during that stretch. They were also the top-scoring team in the Western Division during Nutt's tenure. The Razorbacks averaged 28.89 points per game (3,553 points) since 1998 and scored 20 points or more 92 times in Nutt's 123 games. The Hogs averaged a school-record 39.8 points per game in 2007.
- Fielded the top rushing offense in the SEC over his 10 years in Fayetteville. UA rushed for 200.1 yards per game in that time.
- His Razorbacks led the SEC in rushing in 2002, 2003, 2005, 2006 and 2007. The 2002 Hogs averaged 218.9 yards rushing per game, while the 2003 squad cranked out 241.9 yards per game. Arkansas finished second in the league in rushing in 2004, pounding out 187.4 yards per game. The 2005 Razorbacks averaged 216.9 yards per game, while the 2006 squad rushed for 228.5 yards per game, which also ranked fourth nationally. Arkansas was No. 4 in the nation in 2007 at 296.8 yards per game.



**COACHING STAFF**



Gunter Brewer  
 Passing Game Coordinator/  
 Wide Receivers



Keith Burns  
 Secondary



David Lee  
 Offensive Coordinator/  
 Quarterbacks



Mike Markuson  
 Run Game Coordinator/  
 Offensive Line



Derrick Nix  
 Running Backs



Tyrone Nix  
 Defensive Coordinator/  
 Linebackers



Terry Price  
 Defensive Line



James Shibest  
 Special Teams  
 Coordinator/Tight Ends



Chris Vaughn  
 Recruiting Coordinator/  
 Safeties



Bryan Brown  
 Defensive Graduate  
 Assistant Coach



Alan Hensell  
 Offensive Graduate  
 Assistant Coach

## UPDATED DEPTH CHART

### OFFENSE

SE	12	Donte Moncrief (6-2, 217, Fr-HS)
	10	Vince Sanders (6-1, 190, Fr-RS)
LT	78	Bradley Sowell (6-7, 320, Sr-3L)
	70	Emmanuel McCray (6-4, 315, So-1L)
LG	72	Aaron Morris (6-5, 325, Fr-HS)
	77	Patrick Junen (6-6, 320, So-1L)
C	56	Evan Swindall (6-2, 300, So-1L)
	76	A.J. Hawkins (6-3, 315, Jr-2L)
	65	Chase Hughes (6-2, 305, Fr-RS)
RG	75	Matt Hall (6-9, 335, Jr-Sq)
	73	Alex Washington (6-4, 360, Sr-3L)
RT	79	Bobby Massie (6-6, 315, Jr-2L)
	74	Jared Duke (6-7, 335, So-1L)
TE	83	Ferbia Allen (6-3, 250, Jr-2L)
	17	Jamal Mosley (6-4, 260, Jr-JC)
FL	2	Nickolas Brassell (6-0, 172, Fr-HS)
	7	Tobias Singleton (6-0, 193, Fr-HS)
QB	1	Randall Mackey (5-11, 195, Jr-RS)
	8	Zack Stoudt (6-4, 216, Jr-JC) <b>OR</b>
	11	Barry Brunetti (6-0, 215, So-TR)
RB	3	Jeff Scott (5-7, 175, So-1L)
	34	Brandon Bolden (5-11, 215, Sr-3L)
	27	Enrique Davis (5-11, 222, Sr-3L) <b>OR</b>
	29	Devin Thomas (5-9, 209, Jr-2L)
FB	33	E.J. Epperson (6-2, 250, Jr-2L)
	45	H.R. Greer (5-11, 235, Jr-2L)
H	26	Derrick Herman (5-10, 200, Sr-3L)
	22	Philander Moore (5-11, 190, So-JC)

### DEFENSE

E	98	Uriah Grant (6-0, 300, Jr-JC)
	10	C.J. Johnson (6-1, 235, Fr-HS)
N	95	Bryon Bennett (6-2, 290, Fr-RS)
	93	Justin Smith (6-3, 301, Sr-2L)
DT	92	Carlton Martin (6-1, 295, Fr-RS)
	99	Gilbert Pena (6-2, 326, Jr-JC)
E	90	Gerald Rivers (6-5, 250, Jr-2L) <b>OR</b>
	40	Kentrell Lockett (6-5, 255, Sr-3L)
	54	Carlos Thompson (6-4, 250, So-1L)
WLB	15	Joel Kight (5-9, 226, Jr-2L)
	14	Serderius Bryant (5-8, 230, Fr-HS)
MLB	52	Mike Marry (6-2, 248, So-1L)
	44	Ralph Williams (6-0, 238, Fr-RS)
SPUR	20	Aaron Garbutt (6-2, 210, Jr-JC)
	24	Keith Lewis (6-2, 233, Fr-HS)
LCB	3	Charles Sawyer (5-11, 175, So-1L)
	21	Senquez Golson (5-8, 180, Fr-HS)
SS	1	Damien Jackson (6-2, 215, Sr-1L)
	33	Cliff Coleman (5-10, 188, Fr-RS)
FS	5	Frank Crawford (6-0, 180, So-1L)
	33	Cliff Coleman (5-10, 188, Fr-RS)
RCB	6	Wesley Pendleton (5-11, 180, Jr-JC)
	2	Nickolas Brassell (6-0, 172, Fr-HS)

### SPECIALISTS

PK	81	Bryson Rose (5-11, 202, Jr-1L)
	96	Andrew Ritter (6-3, 223, Jr-2L)
P	97	Tyler Campbell (6-2, 220, Jr-2L)
	96	Andrew Ritter (6-3, 223, Jr-2L)
KO	96	Andrew Ritter (6-3, 223, Jr-2L)
	46	David Hankins (6-2, 230, Sr-2L)
HOLD	94	Chris Conley (5-8, 190, So-Sq)
SNAP	59	Will Denny (5-10, 240, Fr-RS)
	64	Jacob Hickman (5-10, 248, So-Sq)
KORet	3	Jeff Scott (5-7, 175, So-1L)
	22	Philander Moore (5-11, 190, So-JC)
	26	Derrick Herman (5-10, 200, Sr-3L)
	2	Nickolas Brassell (6-0, 172, Fr-HS)
PRet	3	Jeff Scott (5-7, 175, So-1L) <b>OR</b>
	22	Philander Moore (5-11, 190, So-JC)
	26	Derrick Herman (5-10, 200, Sr-3L)

### PRONUNCIATION GUIDE

FERBIA Allen . . . . .FER-bee-uh	Denzel NKEMDICHE . . . .kim-DEE-chee
Nickolas BRASSELL . . . . .BRAH-sul	KORVIC Neat . . . . .CORE-vick
SERDERIUS Bryant . . . .sir-DARE-ee-us	IVAN Nicholas . . . . .EYE-vun
ENRIQUE Davis . . . . .in-REEK-ay	Jack NUISMER . . . . .NEWS-mer
SENQUEZ Golson . . . . .SIN-QWEZ	James SHIBEST . . . . .SHE-best
Kyle HORINE . . . . .HOAR-rhine	TOBIAS Singleton . . . . .ta-BUY-us
JA-MES Logan . . . . .ja-MEZZ	Bradley SOWELL . . . . .SAUW-ul
BRISHEN Mathews . . . . .BRIH-shin	Evan SWINDALL . . . . .swin-DOLL
PHILANDER Moore . . . . .fu-LAND-ur	

ALPHABETICAL		
No.	Name	Pos.
83	Ferbia Allen	TE
86	Tyler Baker	WR
29	Abdul Bangura	CB
68	Justin Bell	OL
95	Bryon Bennett	DT
48	Justin Bigham	FB
34	Brandon Bolden	RB
2	Nickolas Brassell	CB/WR
12	Chief Brown	DB
57	Terrell Brown	DT
11	Barry Brunetti	QB
14	Serderius Bryant	LB
17	Tanner Burns	DB
41	Billy Busch	FB
97	Tyler Campbell	P
33	Cliff Coleman	DB
51	Ryan Collins	LB
94	Chris Conley	P
47	Sam Cox	TE
5	Frank Crawford	S
27	Enrique Davis	RB
59	Will Denny	LS
25	Eric Dietz	RB
7	Wayne Dorsey	DE
74	Jared Duke	OL
47	Nick Eley	LB
33	E.J. Epperson	FB
58	Corey Gaines	C
20	Aaron Garbutt	DB
67	Chris Gill	OL
21	Senquez Golson	CB
46	Tyriek Gracia	LB
81	Terrell Grant	WR
98	Uriah Grant	DL
45	H.R. Greer	FB
75	Matt Hall	OL
63	Mitch Hall	OL
56	Woodrow Hamilton	DL
46	David Hankins	K
35	Earnest Harmon	FB
76	A.J. Hawkins	C
26	Derrick Herman	WR
64	Jacob Hickman	LS
83	Jordan Holder	WR
30	Kyle Horine	CB
65	Chase Hughes	C
50	Ethan Hutson	OL
19	Evan Ingram	QB
1	Damien Jackson	S
10	C.J. Johnson	LB
53	Jason Jones	DE
89	Layton Jones	TE
77	Patrick Junen	OL
24	Houston Keyes	RB
15	Joel Kight	LB
45	Josh Lancaster	LB
24	Keith Lewis	LB
40	Kentrell Lockett	DE
85	Ja-Mes Logan	WR
1	Randall Mackey	QB

NUMERICAL							
No.	Name	Pos.	Ht.	Wt.	Yr.-Exp.	Hometown/Previous School	
1	Damien Jackson	S	6-2	215	SR-1L	Pineville, La./Pineville/Mississippi Gulf Coast CC	
1	Randall Mackey	QB	5-11	195	JR-RS	Bastrop, La./Bastrop/East Mississippi CC	
2	Nickolas Brassell	CB/WR	6-0	172	FR-HS	Batesville, Miss./South Panola	
3	Charles Sawyer	DB	5-11	175	SO-1L	Miami, Fla./Coral Reef	
3	Jeff Scott	RB	5-7	175	SO-1L	Miami, Fla./Archbishop Carroll	
4	Nicholas Parker	RB	5-11	235	FR-RS	Batesville, Miss./South Panola	
4	Marcus Temple	CB	5-10	190	SR-3L	Manquin, Va./King William/Hargrave	
5	Frank Crawford	S	6-0	180	SO-1L	Miami, Fla./Gulliver Prep	
6	Wesley Pendleton	CB	5-11	180	JR-JC	Natchez, Miss./Natchez/Copiah-Lincoln CC	
7	Wayne Dorsey	DE	6-6	270	SR-1L	Baltimore, Md./Southwestern/Milford Prep/Mississippi Gulf Coast CC	
7	Tobias Singleton	WR	6-0	190	FR-HS	Madison, Miss./Madison Central	
8	Denzel Nkemdiche	DB	5-10	197	FR-HS	Loganville, Ga./Grayson	
8	Zack Stoudt	QB	6-4	217	JR-JC	Dublin, Ohio/Dublin Coffman/Iowa Western CC	
9	Ivan Nicholas	S	5-11	201	JR-JC	Jacksonville, Fla./Lee/ASA College	
10	C.J. Johnson	LB	6-1	231	FR-HS	Philadelphia, Miss./Philadelphia	
10	Vince Sanders	WR	6-1	190	FR-RS	Macon, Miss./Noxubee County	
11	Barry Brunetti	QB	6-0	215	SO-TR	Memphis, Tenn./Memphis University School/West Virginia	
12	Chief Brown	DB	6-0	193	FR-HS	Winona, Miss./Winona	
12	Donte Moncrief	WR	6-2	214	FR-HS	Raleigh, Miss./Raleigh	
13	Robert Ratliff	QB	6-0	215	SO-RS	Fort Worth, Texas/Nolan Catholic/Sewanee	
13	Brishen Mathews	S	5-11	202	SO-1L	Monticello, Ark./Monticello	
14	Serderius Bryant	LB	5-10	223	FR-HS	Sanford, Fla./Seminole	
15	Joel Kight	LB	5-9	226	JR-2L	Lithonia, Ga./Martin Luther King	
16	Collins Moore	WR	6-1	187	FR-HS	Madison, Ala./Bob Jones	
17	Tanner Burns	DB	6-1	186	JR-TR	San Jose, Calif./Valley Christian/Kansas State	
17	Jamal Mosley	TE	6-4	260	JR-JC	Memphis, Tenn./Kingsbury/Northwest Mississippi CC	
19	Evan Ingram	QB	6-1	220	FR-RS	Gray, La./John Curtis Christian	
20	Aaron Garbutt	DB	6-2	200	JR-JC	Westminster, Calif./Westminster/Fullerton CC	
21	Senquez Golson	CB	5-8	182	FR-HS	Pascagoula, Miss./Pascagoula	
21	Zarold Wilder	RB	5-6	173	FR-HS	Powder Springs, Ga./McEachern	
22	Philander Moore	WR	5-11	190	SO-JC	Austin, Texas/Bowie/Blinn CC	
23	Tim Simon	RB	6-0	228	SO-Sq	Cordova, Ala./Cordova	
23	Vincent Moss	CB	5-11	197	SR-Sq	Munford, Ala./Munford	
24	Keith Lewis	LB	6-2	233	FR-HS	Tampa, Fla./Freedom	
24	Houston Keyes	RB	5-7	158	FR-RS	Ridgeland, Miss./Jackson Academy	
25	Eric Dietz	RB	5-8	190	FR-HS	Humboldt, Tenn./University School of Jackson	
25	Cody Prewitt	S	6-3	210	FR-HS	Bay Springs, Miss./Sylva Bay Academy	
26	Ryan Nowicki	K	6-0	171	FR-HS	Fayetteville, Ga./Starrs Mill	
26	Derrick Herman	WR	5-10	200	SR-3L	Cleveland, Miss./Cleveland	
27	Enrique Davis	RB	5-11	222	SR-3L	Lynn Haven, Fla./A Crawford Mosley/Hargrave	
27	Sam Noblin	LB	6-2	220	FR-RS	Ocean Springs, Miss./Ocean Springs	
28	Korvic Neat	RB/WR	5-8	160	SO-1L	Hallandale, Fla./Hallandale	
29	Devin Thomas	RB	5-9	209	JR-2L	San Antonio, Texas/Madison	
29	Abdul Bangura	CB	5-8	177	FR-HS	Takoma Park, Md./Eleanor Roosevelt	
30	Kyle Horine	CB	5-9	200	JR-Sq	Kingwood, Texas/Kingwood	
30	D'Lyle Washington	RB	5-7	178	FR-HS	Carrollton, Texas/Plano East	
31	Rudy Wilson	LB	5-11	215	JR-2L	Port Orange, Fla./Mainland/Hargrave	
33	E.J. Epperson	FB	6-2	250	JR-2L	Humboldt, Tenn./Humboldt	
33	Cliff Coleman	DB	5-10	188	FR-RS	Lauderdale Lakes, Fla./Boyd H. Anderson	
34	Brandon Bolden	RB	5-11	215	SR-3L	Baton Rouge, La./Scotlandville Magnet	
35	Earnest Harmon	FB	5-9	227	FR-RS	Macon, Miss./Noxubee County	
36	John Pelozza	TE	6-4	256	FR-RS	Plano, Texas/Plano West	
37	Matt Tarpley	WR	5-9	175	SO-Sq	Minneapolis, Minn./Wayzata	
38	D.T. Shackelford	LB	6-1	250	JR-2L	Decatur, Ala./Austin	
39	Josh Shipp	S	6-0	190	JR-JC	Batesville, Miss./South Panola/Northwest Mississippi CC	
40	Kentrell Lockett	DE	6-5	255	SR-3L	Hahnville, La./Hahnville	
41	Billy Busch	FB	5-11	232	SO-TR	St. Louis, Mo./Priory School/Butler	
43	Taylor Rotenberry	FB	6-0	235	FR-HS	Batesville, Miss./South Panola	
44	Ralph Williams	LB	6-0	238	FR-RS	Miami, Fla./Southridge	
44	Charlie Scott	FB	6-0	220	FR-HS	Jackson, Miss./St. Andrew's Episcopal	

ALPHABETICAL		
No.	Name	Pos.
52	Mike Marry	LB
92	Carlton Martin	DT
49	Will Martin	LB
79	Bobby Massie	OT
13	Brishen Mathews	S
70	Emmanuel McCray	OL
12	Donte Moncrief	WR
16	Collins Moore	WR
22	Philander Moore	WR
72	Aaron Morris	OL
17	Jamal Mosley	TE
23	Vincent Moss	CB
28	Korvic Neat	RB/WR
9	Ivan Nicholas	S
8	Denzel Nkemdiche	DB
27	Sam Noblin	LB
26	Ryan Nowicki	K
84	Jack Nuismer	TE
4	Nicholas Parker	RB
36	John Peloza	TE
99	Gilbert Pena	DT
6	Wesley Pendleton	CB
80	Josh Pinkston	WR
25	Cody Prewitt	S
97	Josh Price	DE
88	John Ratliff	WR
13	Robert Ratliff	QB
96	Andrew Ritter	K/P
90	Gerald Rivers	DE
81	Bryson Rose	K
43	Taylor Rotenberry	FB
10	Vince Sanders	WR
3	Charles Sawyer	DB
44	Charlie Scott	FB
3	Jeff Scott	RB
38	D.T. Shackelford	LB
39	Josh Shipp	S
23	Tim Simon	RB
7	Tobias Singleton	WR
93	Justin Smith	DT
78	Bradley Sowell	OT
8	Zack Stoudt	QB
54	Walker Sturgeon	DE
56	Evan Swindall	C
37	Matt Tarpley	WR
4	Marcus Temple	CB
29	Devin Thomas	RB
54	Carlos Thompson	DE
98	Taurus Ward	DT
73	Alex Washington	OL
30	D'Lyle Washington	RB
55	Cameron Whigham	DE
21	Zarold Wilder	RB
87	Alex Williams	TE
44	Ralph Williams	LB
31	Rudy Wilson	LB
82	T.J. Worthy	WR

NUMERICAL							
No.	Name	Pos.	Ht.	Wt.	Yr.-Exp.	Hometown/Previous School	
45	Josh Lancaster	LB	5-8	220	JR-Sq	Mobile, Ala./St. Paul's Episcopal	
45	H.R. Greer	FB	5-11	235	JR-2L	Olive Branch, Miss./Southern Baptist Education Center	
46	David Hankins	K	6-2	230	SR-2L	Shreveport, La./C.E. Byrd	
46	Tyriek Gracia	LB	6-1	204	FR-RS	Hialeah, Fla./American	
47	Nick Eley	LB	5-11	260	SO-Sq	Olive Branch, Miss./DeSoto Central	
47	Sam Cox	TE	6-0	215	FR-HS	Madison, Miss./Madison Central	
48	Justin Bigham	FB	6-4	240	SO-Sq	Southaven, Miss./DeWitt	
49	Will Martin	LB	6-0	210	SO-Sq	Madison, Miss./Madison Central/Southern Miss	
50	Ethan Hutson	OL	6-3	305	FR-HS	Destrehan, La./Destrehan	
51	Ryan Collins	LB	6-1	217	SO-TR	Frisco, Texas/Wakeland/Texas A&M	
52	Mike Marry	LB	6-2	248	SO-1L	Clearwater, Fla./Largo	
53	Jason Jones	DE	6-2	255	JR-1L	Albany, Ga./Westover	
54	Carlos Thompson	DE	6-4	250	SO-1L	Hollandale, Miss./Simmons	
54	Walker Sturgeon	DE	6-1	254	FR-RS	Horn Lake, Miss./DeSoto Central	
55	Cameron Whigham	DE	6-2	255	SO-1L	Snellville, Ga./Shiloh	
56	Evan Swindall	C	6-2	300	SO-1L	LaFayette, Ga./LaFayette	
56	Woodrow Hamilton	DL	6-3	295	FR-HS	Raleigh, Miss./Raleigh	
57	Terrell Brown	DT	6-10	377	JR-Sq	Drew, Miss./Drew/Mississippi Delta CC	
58	Corey Gaines	C	6-1	312	SO-1L	Tallahassee, Fla./Godby	
59	Will Denny	LS	5-10	240	FR-RS	Jackson, Miss./Jackson Academy	
63	Mitch Hall	OL	6-6	315	FR-HS	Russellville, Ark./Russellville	
64	Jacob Hickman	LS	5-10	248	SO-Sq	Carriere, Miss./Picayune	
65	Chase Hughes	C	6-2	305	FR-RS	Springville, Ala./Springville	
67	Chris Gill	OL	6-4	295	SO-Sq	Appleton, Wisc./Xavier	
68	Justin Bell	OL	6-2	337	FR-HS	Jackson, Miss./Callaway	
70	Emmanuel McCray	OL	6-5	319	SO-1L	Jackson, Miss./Forest Hill	
72	Aaron Morris	OL	6-5	325	FR-HS	Jackson, Miss./Callaway	
73	Alex Washington	OL	6-4	360	SR-3L	Monroe, La./Carroll	
74	Jared Duke	OL	6-7	335	SO-1L	Cleveland, Tenn./Walker Valley	
75	Matt Hall	OL	6-9	335	JR-Sq	Russellville, Ark./Russellville/Arkansas	
76	A.J. Hawkins	C	6-3	315	JR-2L	Lithonia, Ga./Martin Luther King	
77	Patrick Junen	OL	6-6	320	SO-1L	Huntsville, Ala./Huntsville	
78	Bradley Sowell	OT	6-7	320	SR-3L	Hernando, Miss./Hernando	
79	Bobby Massie	OT	6-6	315	JR-2L	Lynchburg, Va./Liberty Christian Academy/Hargrave	
80	Josh Pinkston	WR	6-2	185	FR-HS	Forrest, Miss./Forrest	
81	Bryson Rose	K	5-11	202	JR-1L	Raleigh, N.C./Wakefield	
81	Terrell Grant	WR	6-2	210	SO-1L	Cleveland, Miss./Cleveland	
82	T.J. Worthy	WR	6-2	200	FR-HS	Gadsden, Ala./Gadsden	
83	Jordan Holder	WR	5-10	178	SO-Sq	Bay Springs, Miss./Sylva Bay Academy	
83	Ferbia Allen	TE	6-4	250	JR-2L	Pine Bluff, Ark./Dollarway	
84	Jack Nuismer	TE	6-2	234	SO-Sq	Nashville, Tenn./Ensworth	
85	Ja-Mes Logan	WR	6-2	190	SO-1L	Houston, Texas/Westfield	
86	Tyler Baker	WR	5-9	180	FR-HS	Bullard, Texas/Brook Hill School	
87	Alex Williams	TE	6-4	230	SO-Sq	Tallahassee, Fla./Florida A&M High	
88	John Ratliff	WR	6-0	181	FR-HS	Fort Worth, Texas/Nolan Catholic	
89	Layton Jones	TE	6-4	250	SR-1L	Greenville, Miss./St. Joseph/Northeast Mississippi CC	
90	Gerald Rivers	DE	6-5	250	JR-2L	Ellenwood, Ga./Cedar Grove	
92	Carlton Martin	DT	6-1	295	FR-RS	Madison, Miss./Madison Central	
93	Justin Smith	DT	6-3	301	SR-2L	Alpharetta, Ga./Chattahoochee	
94	Chris Conley	P	5-8	190	SO-Sq	Bradenton, Fla./Manatee	
95	Bryon Bennett	DT	6-2	294	FR-RS	Madison, Miss./Madison Central	
96	Andrew Ritter	K/P	6-3	223	JR-2L	Jackson, Miss./Jackson Academy	
97	Tyler Campbell	P	6-2	220	JR-2L	Little Rock, Ark./Catholic	
97	Josh Price	DE	6-3	290	FR-HS	Columbia, Miss./Columbia Academy	
98	Taurus Ward	DT	6-2	320	JR-RS	Aberdeen, Miss./Aberdeen/Itawamba CC	
98	Uriah Grant	DL	6-0	287	JR-JC	Miramar, Fla./Everglades/Fullerton CC	
99	Gilbert Pena	DT	6-2	326	JR-JC	Yonkers, N.Y./Saunders/ASA College	

**LAST MEETING:  
AUBURN 51, OLE MISS 31**

Game #8 • Oct. 30, 2010  
Attendance: 61,474 • Vaught-Hemingway • Oxford, Miss.

**OXFORD, Miss. (AP)** - Freshman Jeff Scott rushed for 134 yards and a touchdown and junior Brandon Bolden added two more rushing scores, but Ole Miss fell to the top-ranked Auburn Tigers 51-31 on Saturday night.

Cam Newton caught a touchdown pass, to go with the two TD passes he threw, and Mike Dyer ran for 180 yards for Auburn (9-0, 6-0). The Rebels (3-5, 1-4) ended Newton's string of four straight 170-yard rushing efforts against SEC defenses, but the Heisman Trophy contender passed for 209. He also caught a 20-yard touchdown pass from receiver Kodi Burns.

Newton was 18-of-24 passing, and ran 11 times for 45 yards after running wild in recent weeks. He missed a couple of open receivers for possible touchdowns but got more than ample help from his supporting cast against the Rebels.

Newton became the third Auburn player to have touchdowns passing, rushing and receiving in the same season, joining Carnell Williams (2004) and Kodi Burns (2009), the former quarterback who hooked up with Newton. The 6-foot-6 Newton outfought 5-10 cornerback Jeremy McGee in the end zone for a 20-yard touchdown catch from the receiver in the role reversal.

The Tigers racked up 572 total yards and punted for the first time with less than three minutes left in the third quarter.

Jeremiah Masoli, a transfer and double-threat like Newton, completed 20 of 33 passes for 189 yards with a touchdown and an interception for Ole Miss. He ran for 29 yards.

Scott raced 83 yards for a touchdown on the second play from scrimmage for the Rebels. He finished with 134 yards on nine carries. Bolden rushed for touchdowns of 20 and 5 yards in the fourth quarter.

The Rebels briefly made some noise in the fourth after Auburn had gone on a 30-3 spurt. Ole Miss recovered the onside kick after Bolden's 20-yarder.

The Rebels went three and out and then the teams traded touchdowns to end the rout.

<b>Auburn</b>	<b>14</b>	<b>20</b>	<b>10</b>	<b>7</b>	<b>—</b>	<b>51</b>
<b>Ole Miss</b>	<b>14</b>	<b>3</b>	<b>0</b>	<b>14</b>	<b>—</b>	<b>31</b>

**1st Quarter**

14:33 UM J. Scott 83-yard run (B. Rose kick)  
 12:04 AU C. Newton 20-yard pass from K. Burns (W. Byrum kick)  
 8:06 AU O. McCalebb 68-yard run (W. Byrum kick)  
 5:14 UM M. Summers 29-yard pass from J. Masoli (B. Rose kick)

**2nd Quarter**

14:07 AU W. Byrum 25-yard field goal  
 6:51 AU D. Adams 24-yard pass from C. Newton (W. Byrum kick)  
 2:41 UM B. Rose 32-yard field goal  
 2:26 AU D. Washington 95-yard kickoff return (W. Byrum kick)  
 0:06 AU W. Byrum 35-yard field goal

**3rd Quarter**

11:29 AU W. Byrum 48-yard field goal  
 7:47 AU M. Dyer 30-yard run (W. Byrum kick)

**4th Quarter**

12:28 UM B. Bolden 20-yard run (B. Rose kick)  
 4:36 AU T. Zachery 10-yard pass from C. Newton (W. Byrum kick)  
 1:53 UM B. Bolden 5-yard run (B. Rose kick)

<u>Team Stats</u>	<u>AU</u>	<u>UM</u>
First Downs	28	17
Rushes-Yards	46-343	31-218
Passing Yards	229	189
Att.-Comp.-Int.	25-19-0	33-20-1
Total Plays-Yards	71-572	64-407
Fumbles-Lost	1-1	1-0
Penalties-Yards	4-36	1-5
Punts-Average	1-36.0	5-40.2
Punt Returns	1-(-2)	0-0
KO Returns	5-176	9-173
Interceptions	1-0	0-0
Possession Time	33:14	26:46
3rd Down Conv.	9-13	6-14
4th Down Conv.	0-0	1-2
Sacks By-Yards	0-0	2-9

<u>Individual Leaders</u>
<b>Rushing</b>
AU: M. Dyer, 21-180
O. McCalebb, 9-99
UM: J. Scott, 9-134
<b>Passing</b>
AU: C. Newton, 24-18-0-209
UM: J. Masoli, 33-20-1-189
<b>Receiving</b>
AU: D. Adams, 6-75
E. Blake, 5-60
T. Zachery, 5-54
UM: M. Harris, 5-45
M. Summers, 4-66
J. Logan, 4-46

**LAST GAME:  
NO. 9 ARKANSAS 29, OLE MISS 24**

Game #7 • Oct. 19, 2011  
Attendance: 61,723 • Vaught-Hemingway Stadium • Oxford, Miss.

**OXFORD, Miss. (AP)** - Junior Randall Mackey threw two touchdowns and rushed for another, but Ole Miss could not hold on to an early 17-0 lead as the Rebels fell to No. 9 Arkansas 29-24 on Saturday.

Tyler Wilson threw for 232 yards and rushed for two touchdowns. Dennis Johnson rushed for 160 yards on 15 carries, including a 52-yard touchdown. Joe Adams caught four passes for 124 yards.

Ole Miss took a 17-0 lead with 6:20 remaining in the second quarter after Mackey's 3-yard touchdown run, but the Razorbacks responded with 29 unanswered points to take the lead.

The Razorbacks' league-leading passing offense was never at its best, but Wilson was effective when it mattered. He completed 13 of 28 passes and didn't throw an interception.

Ole Miss took a 3-0 lead on Bryson Rose's 43-yard field goal late in the first quarter and then stretched it to 10-0 on Mackey's 31-yard touchdown pass to Donte Moncrief on the first play of the second quarter.

The Rebels stretched their lead on Mackey's 3-yard touchdown run to go up 17-0 before the Razorbacks finally showed some life with Johnson's 52-yard touchdown run that pulled the half-time score to 17-7.

Arkansas kept the momentum in the second half. The Razorbacks scored on two field goals by Zach Hocker, Wilson's two short TDs and a safety by linebacker Jerry Franklin to go up 29-17 early in the fourth quarter.

The Ole Miss offense, which was so impressive in the first half, struggled after halftime until a late surge.

Mackey found Moncrief in the corner of the end zone for a 4-yard touchdown - his second of the game - and the Rebels pulled within 29-24. The onside kick was recovered by Ole Miss tight end Jamal Mosley with 1:21 remaining and the Rebels briefly had life. But Eric Bennett intercepted an Mackey pass on the second play of the drive and the Razorbacks were able to run out the clock.

Mackey completed 18 of 30 passes for 219 yards, two touchdowns and one interception in this third career start. Brandon Bolden rushed for 68 yards on 14 carries, but was hobbled after a second-quarter ankle injury and never looked the same.

<b>Arkansas</b>	<b>0</b>	<b>7</b>	<b>19</b>	<b>3</b>	<b>---</b>	<b>29</b>
<b>Ole Miss</b>	<b>3</b>	<b>14</b>	<b>0</b>	<b>7</b>	<b>---</b>	<b>24</b>

**1st Quarter**

3:42 UM B. Rose 43-yard field goal

**2nd Quarter**

14:50 UM D. Moncrief 31-yard pass from R. Mackey (B. Rose kick)  
 6:42 UM R. Mackey 3-yard run (B. Rose kick)  
 5:11 AR D. Johnson 52-yard run (Z. Hocker kick)

**3rd Quarter**

11:55 AR Z. Hocker 33-yard field goal  
 6:48 AR T. Wilson 1-yard run (Z. Hocker kick)  
 3:22 AR T. Wilson 1-yard run (Z. Hocker kick)  
 0:14 AR J. Franklin safety

**4th Quarter**

11:31 AR Z. Hocker 23-yard field goal  
 1:23 UM D. Moncrief 4-yard pass from R. Mackey (B. Rose kick)

<u>Team Stats</u>	<u>AR</u>	<u>UM</u>
First Downs	20	24
Rushes-Yards	29-206	46-151
Passing Yards	232	219
Att.-Comp.-Int.	13-28-0	18-30-1
Total Plays-Yards	57-438	76-370
Fumbles-Lost	1-1	0-0
Penalties-Yards	2-4	12-85
Punts-Average	4-43.8	6-37.7
Punt Returns	1-7	1-0
KO Returns	3-84	4-58
Interceptions	1-46	0-0
Possession Time	22:42	37:18
3rd Down Conv.	4-13	4-13
4th Down Conv.	2-3	2-2
Sacks By-Yards	3-36	1-4

<u>Individual Leaders</u>
<b>Rushing</b>
AR: D. Johnson, 15-160
M. Wade, 1-37
UM: B. Bolden, 14-68
J. Scott, 13-33
R. Mackey, 13-30
<b>Passing</b>
AR: T. Wilson, 28-13-0-232
UM: R. Mackey, 30-18--1-219
<b>Receiving</b>
AR: J. Adams, 4-124
C. Gragg, 3-39
UM: N. Brassell, 8-70
D. Moncrief, 5-73
J. Mosley, 2-38

REBELS IN NATIONALLY RANKED GAMES

Date	Opponent (OM/Opp)	OM	Opp	Date	Opponent (OM/Opp)	OM	Opp	Date	Opponent (OM/Opp)	OM	Opp	Date	Opponent (OM/Opp)	OM	Opp
11-9-1936	at Marquette (NR/8)	0	33	9-26-1959	at Kentucky (4/NR)	16	0	11-14-1970	Chattanooga (12/NR)	21	0	10-22-1994	at Alabama (NR/5)	10	21
12-5-1936	Tennessee -1 (NR/17)	0	0	10-3-1959	Memphis State (3/NR)	43	0	11-26-1970	Mississippi State (10/NR)	14	19	11-26-1994	Mississippi State (NR/18)	17	10
11-13-1937	Arkansas -1 (NR/20)	6	32	10-10-1959	at Vanderbilt (5/NR)	33	0	12-5-1970	at LSU(16/8)	17	61	9-23-1995	Georgia (NR/18)	18	10
12-3-1938	Tennessee -1 (NR/4)	0	47	10-17-1959	Tulane (5/NR)	53	7	1-2-1971	Auburn -8 (NR/10)	28	35	9-14-1996	Auburn (NR/15)	28	45
10-21-1939	St. Louis (17/NR)	42	0	10-24-1959	Arkansas -1 (4/10)	28	0	10-2-1971	Alabama -9 (NR/7)	6	40	10-3-1996	Tennessee -1 (NR/9)	3	41
10-28-1939	at Tulane (14/9)	6	14	10-31-1959	at LSU(3/1)	3	7	10-9-1971	Georgia -6 (NR/10)	7	38	10-19-1996	at Alabama (NR/7)	0	37
11-11-1939	at Miss. Teachers (19/NR)	27	7	11-7-1959	Chattanooga (5/NR)	58	0	10-30-1971	LSU -6(NR/11)	24	22	11-16-1996	LSU(NR/17)	7	39
10-19-1940	Duquesne (13/NR)	14	6	11-14-1959	Tennessee -1 (5/9)	37	7	11-25-1971	at Mississippi St. (15/NR)	48	0	9-13-1997	at Auburn (NR/16)	9	19
10-26-1940	Arkansas -1 (14/NR)	20	21	11-26-1959	at Mississippi St. (2/NR)	42	0	12-30-1971	Georgia Tech -10 (17/NR)	41	18	10-4-1997	at Tennessee (NR/9)	17	31
11-16-1940	W. Tenn. Teachers (17/NR)	38	7	1-1-1960	LSU-3 (2/3)	21	0	9-16-1972	at Memphis St. (19/NR)	34	29	10-18-1997	at LSU(NR/8)	36	21
11-23-1940	at Mississippi State (11/16)	0	19	9-17-1960	at Houston (2/NR)	42	0	9-23-1972	at South Carolina (20/NR)	21	0	10-25-1997	Alabama (25/NR)	20	29
10-25-1941	at Tulane (NR/10)	20	13	9-24-1960	Kentucky -1 (1/NR)	21	6	9-30-1972	Southern Miss (17/NR)	13	9	11-22-1997	Georgia (NR/14)	14	21
11-1-1941	at Marquette (17/NR)	12	6	10-1-1960	at Memphis St. (1/NR)	31	20	10-7-1972	Auburn -6 (18/17)	13	19	11-29-1997	Mississippi State (NR/22)	15	14
11-8-1941	at LSU(16/NR)	13	12	10-8-1960	at Vanderbilt (2/NR)	26	0	11-4-1972	at LSU (NR/6)	16	17	11-7-1998	at Arkansas (NR/10)	0	34
11-22-1941	Arkansas -1 (15/NR)	18	0	11-5-1960	at Tulane (1/NR)	26	13	11-18-1972	at Tennessee (NR/13)	0	17	11-21-1998	at Georgia (NR/14)	10	24
11-29-1941	Mississippi State (14/NR)	0	6	10-22-1960	Arkansas -4 (2/11)	10	7	11-3-1973	LSU -6(NR/7)	14	51	11-26-1998	Mississippi State (NR/24)	6	28
11-14-1942	Tennessee -1 (NR/11)	0	14	10-29-1960	LSU(2/NR)	6	6	11-17-1973	Tennessee -6 (NR/16)	28	18	10-9-1999	Tulane (25/NR)	20	13
10-21-1944	Tulsa -1 (NR/13)	0	47	11-5-1960	Chattanooga (6/NR)	45	0	9-14-1974	Missouri -6 (NR/18)	10	0	10-16-1999	Alabama (22/11)	24	30
11-3-1945	at LSU(NR/17)	13	32	11-12-1960	at Tennessee (4/14)	24	3	10-5-1974	Alabama -6 (NR/3)	21	35	10-30-1999	at LSU(25/NR)	42	23
11-24-1945	at Mississippi St. (NR/20)	7	6	11-26-1960	Mississippi State (3/NR)	35	9	9-13-1975	at Texas A&M (NR/8)	0	7	11-6-1999	Arkansas (23/24)	38	16
11-9-1946	Tennessee -1 (NR/7)	14	18	1-2-1961	Rice -3 (2/NR)	14	6	10-4-1975	Alabama -9 (NR/9)	6	32	11-20-1999	Georgia (16/21)	17	20
11-23-1946	Mississippi State (NR/18)	0	20	9-23-1961	Arkansas -6 (9/NR)	16	0	9-11-1976	Alabama -6 (NR/6)	10	7	11-25-1999	at Mississippi St. (23/18)	20	23
10-11-1947	at Vanderbilt (18/NR)	6	10	9-30-1961	at Kentucky (2/NR)	20	6	9-18-1976	Tulane (20/NR)	34	7	9-2-2000	Tulane (18/NR)	49	20
11-1-1947	at LSU (NR/17)	20	18	10-7-1961	Florida State (2/9)	33	0	9-25-1976	at Southern Miss (17/NR)	28	0	9-9-2000	Auburn (17/NR)	27	35
11-29-1947	at Mississippi St. (15/NR)	33	14	10-14-1961	Houston -1 (1/NR)	47	7	10-2-1976	Auburn -6 (16/NR)	0	10	10-14-2000	at Alabama (25/NR)	7	45
1-1-1948	TCU -2 (15/NR)	13	9	10-21-1961	Tulane -6 (2/NR)	41	0	10-9-1976	Georgia (NR/4)	21	17	11-18-2000	at Georgia (NR/21)	14	32
11-13-1948	Tennessee -1 (NR/18)	16	13	10-28-1961	Vanderbilt (2/NR)	47	0	10-16-1976	at South Carolina (16/NR)	7	10	11-23-2000	Mississippi State (NR/23)	45	30
10-29-1949	at LSU(NR/17)	7	34	11-4-1961	at LSU (2/10)	7	10	9-10-1977	Alabama -9 (NR/6)	13	34	11-17-2001	Georgia (NR/23)	15	35
9-30-1950	at Kentucky (NR/13)	0	27	11-11-1961	Chattanooga (7/NR)	54	0	9-17-1977	Notre Dame -6 (NR/3)	20	13	10-5-2002	Florida (NR/6)	17	14
10-14-1950	at Vanderbilt (NR/19)	14	20	11-18-1961	Tennessee -1 (6/NR)	24	10	9-23-1978	at Missouri (NR/17)	14	45	11-1-2002	Arkansas State (25/NR)	52	17
11-18-1950	at Tennessee (NR/9)	0	35	12-2-1961	at Mississippi State (5/NR)	37	7	11-4-1978	at LSU(NR/12)	8	30	10-19-2002	at Alabama (21/24)	7	42
9-29-1951	Kentucky (NR/6)	21	17	1-1-1962	Texas (5/3) -7	7	12	9-17-1979	Missouri -6 (NR/9)	7	33	11-9-2002	at Georgia (NR/7)	17	31
11-17-1951	Tennessee (NR/2)	21	46	9-22-1962	Memphis State (6/NR)	21	7	11-17-1979	Tennessee -6 (NR/18)	44	20	11-2-2002	at LSU(NR/21)	13	14
10-4-1952	Auburn -1 (18/NR)	20	7	9-29-1962	Kentucky (7/NR)	14	0	9-20-1980	Alabama -6 (NR/1)	35	59	10-4-2003	at Florida (NR/24)	20	17
11-8-1952	at Houston (14/NR)	6	0	10-6-1962	at Houston (7/NR)	40	7	10-11-1980	at Georgia (NR/6)	21	28	10-25-2003	Arkansas (NR/20)	19	7
11-15-1952	Maryland (11/3)	21	14	10-20-1962	Tulane (5/NR)	21	0	11-22-1980	Mississippi St. -6 (NR/17)	14	19	11-1-2003	South Carolina (20/NR)	43	40
11-29-1952	Mississippi State (6/NR)	20	14	10-27-1962	Vanderbilt (7/NR)	35	0	10-3-1981	at Alabama (NR/11)	13	27	11-8-2003	at Auburn (20/NR)	24	20
1-1-1953	Georgia Tech -3 (7/2)	7	24	11-3-1962	at LSU (6/4)	15	7	10-10-1981	Georgia (NR/11)	7	37	11-22-2003	LSU(15/3)	14	17
10-3-1953	at Auburn (15/NR)	0	13	11-10-1962	Chattanooga (4/NR)	52	7	9-18-1982	Alabama -6 (NR/4)	14	42	11-27-2003	at Mississippi St. (17/NR)	31	0
10-31-1953	at LSU(18/NR)	27	16	11-17-1962	at Tennessee (3/NR)	19	6	9-25-1982	Arkansas -4 (NR/9)	11	14	1-2-2004	Oklahoma St. -7 (16/21)	31	28
11-17-1953	North Texas (12/NR)	40	7	12-1-1962	Mississippi State (3/NR)	13	6	10-9-1982	at Georgia (NR/5)	10	33	10-9-2004	at So. Carolina (NR/25)	31	28
11-14-1953	at Maryland (11/2)	0	38	1-1-1963	Arkansas -3 (3/6)	17	13	10-30-1982	at LSU(NR/13)	8	45	10-30-2004	Auburn (NR/3)	14	35
9-17-1954	North Texas -1 (10/NR)	35	12	9-21-1963	at Memphis State (2/NR)	0	0	9-17-1983	at Alabama (NR/12)	0	40	11-20-2004	at LSU(NR/14)	24	27
9-25-1954	Kentucky -1 (9/NR)	28	9	10-5-1963	at Houston (10/NR)	20	6	9-24-1983	Arkansas -6(NR/18)	13	10	10-1-2005	at Tennessee (NR/9)	10	27
10-2-1954	at Villanova (8/NR)	52	0	10-19-1963	at Tulane (5/NR)	21	0	10-8-1983	Georgia (NR/11)	11	36	10-15-2005	Alabama (NR/6)	10	13
10-9-1954	at Vanderbilt (7/NR)	22	7	10-26-1963	Vanderbilt (5/NR)	27	7	11-12-1983	at Tennessee (NR/19)	13	10	10-29-2005	at Auburn (NR/19)	3	27
10-16-1954	Tulane (7/NR)	34	7	11-2-1963	at LSU(3/NR)	37	3	12-10-1983	Air Force -11 (NR/16)	3	9	11-19-2005	LSU (NR/4)	7	40
10-23-1954	Arkansas -4 (5/7)	0	6	11-9-1963	Tampa (3/NR)	41	0	10-6-1984	Auburn (NR/18)	13	17	9-30-2006	Georgia (NR/10)	9	14
10-30-1954	at LSU(12/NR)	21	6	11-16-1963	Tennessee -1 (3/NR)	20	0	10-13-1984	at Georgia (NR/15)	12	18	10-21-2006	at Arkansas (NR/15)	3	38
11-6-1954	at Memphis State (9/NR)	51	0	11-30-1963	at Mississippi St. (3/NR)	10	10	11-3-1984	at LSU(NR/15)	20	32	10-28-2006	Auburn (NR/7)	17	23
11-13-1954	at Houston (7/NR)	26	0	1-1-1964	Alabama -3 (7/8)	7	12	9-14-1985	Arkansas -6 (NR/14)	19	24	11-18-2006	at LSU (NR/9) (ot)	20	23
9-17-1955	Georgia -5 (15/NR)	26	13	9-19-1964	Memphis State (1/NR)	30	0	10-5-1985	at Auburn (NR/14)	0	41	9-22-2007	Florida (NR/3)	24	30
9-24-1955	at Kentucky (8/NR)	14	21	9-26-1964	Kentucky -6 (1/NR)	21	27	10-12-1985	Georgia -6 (NR/18)	21	49	9-29-2007	at Georgia (NR/15)	17	45
10-29-1955	at LSU(20/NR)	29	26	10-31-1964	at LSU(NR/9)	10	11	11-2-1985	LSU -6(NR/16)	0	14	10-27-2007	at Auburn (NR/23)	3	17
11-5-1955	at Memphis St. (15/NR)	39	6	9-25-1965	at Kentucky (NR/10)	7	16	11-16-1985	at Tennessee (NR/18)	14	34	11-17-2007	LSU (NR/1)	24	41
11-12-1955	Houston -6 (14/NR)	27	11	10-9-1965	Florida (NR/10)	0	17	9-13-1986	Arkansas -4 (NR/18)	0	21	9-6-2008	at Wake Forest (NR/20)	28	30
11-26-1955	at Mississippi St. (15/NR)	26	0	10-30-1965	LSU -6(NR/5)	23	0	11-1-1986	at LSU(NR/11)	21	19	9-27-2008	at Florida (NR/4)	31	30
1-2-1956	Texas Christian -7 (10/5)	14	13	11-13-1965	Tennessee -1 (NR/8)	14	13	11-15-1986	Tennessee -6 (20/NR)	10	22	10-18-2008	at Alabama (NR/2)	20	24
9-22-1956	North Texas State (13/NR)	45	0	10-1-1966	Alabama -6 (NR/3)	7	17	9-12-1987	Arkansas -6 (NR/13)	10	31	11-22-2008	at LSU (NR/18)	30	13
9-29-1956	Kentucky -1 (9/NR)	37	7	11-12-1966	at Tennessee (NR/10)	14	7	10-3-1987	Georgia (NR/20)	14	31	11-28-2008	Mississippi State (25/NR)	45	0
10-6-1956	Houston -6 (6/NR)	14	0	7-7-1967	Alabama -9 (NR/9)	7	21	10-31-1987	LSU -6(NR/5)	13	42	1-2-2009	Texas Tech -7 (20/8)	47	34
10-13-1956	Vanderbilt (7/13)	16	0	10-14-1967	Georgia -6 (NR/3)	29	20	11-14-1987	at Tennessee (NR/15)	13	55	9-6-2009	at Memphis (8/NR)	45	14
10-20-1956	Tulane -6 (6/19)	3	10	10-28-1967	Houston (NR/9)	14	13	10-1-1988	at Georgia (NR/15)	12	36	9-19-2009	SE Louisiana (5/NR)	52	6
10-27-1956	Arkansas -4 (10/NR)	0	14	10-5-1968	Alabama -6 (NR/11)	10	8	10-8-1988	at Alabama (NR/12)	22	12	9-24-2009	at Suth Carolina (4/NR)	10	16
11-17-1956	at Tennessee (19/1)	7	27	10-12-1968	at Georgia (13/17)	7	21	10-29-1988	at LSU(NR/13)	20	31	10-3-2009	at Vanderbilt (18/NR)	23	7
9-28-1957	at Kentucky (19/NR)	15	0	10-19-1968	Southern Miss (16/NR)	21	13	9-23-1989	Arkansas -6 (NR/8)	17	24	10-10-2009	Alabama (16/3)	3	22
10-5-1957	Hardin-Simmons (15/NR)	34	7	10-26-1968	Houston -6 (17/NR)	7	20	10-7-1989	Alabama -6 (NR/13)	27	62	10-24-2009	Arkansas (25/NR)	30	17
10-12-1957	at Vanderbilt (14/NR)	28	0	11-2-1968	at LSU(NR/12)	27	24	11-18-1989	at Tennessee (NR/9)	21	33	10-30-2009	at Auburn (22/NR)	20	33
10-18-1957	at Tulane (11/NR)	50	0	11-16-1968	at Tennessee (NR/11)	0	31	9-22-1990	Arkansas -4 (NR/13)	21	17	11-21-2009	LSU (NR/8)	27	25
10-26-1957	Arkansas -1 (6/NR)	6	12	9-20-1969	Memphis State (9/NR)	28	3	10-13-1990	at Georgia (24/NR)	28	12	11-28-2009	Mississippi State (20/NR)	27	41
11-2-1957	Houston -6 (14/NR)	20	7	9-27-1969	at Kentucky (8/NR)	9	10	10-20-1990	Arkansas State (18/NR)	42	13	1-2-2010	Oklahoma State-13 (NR/18)	21	7
11-9-1957	LSU(14/NR)	14	12	10-4-1969	Alabama -9 (20/15)	32	33	10-27-1990	at Vanderbilt (17/NR)	14	13	10-16-2010	at Alabama (NR/8)	10	23
11-16-1957	Tennessee -1 (8/7)	14	7	10-11-1969	Georgia -6 (NR/6)	25	17	11-3-1990	at LSU(17/NR)	-19	10				



The Automated ScoreBook  
 Ole Miss Game Results (as of Oct 24, 2011)  
 All games

Date	Opponent	Score	Overall Record	Conference Record	Time	Attend
Sep 03, 2011	BYU	13-14 L	0- 1- 0	0- 0- 0	3:06	55124
Sep 10, 2011	SOUTHERN ILLINOIS	W 42-24	1- 1- 0	0- 0- 0	3:08	58504
* Sep 17, 2011	at Vanderbilt	7-30 L	1- 2- 0	0- 1- 0	3:21	34579
* Sep 24, 2011	GEORGIA	13-27 L	1- 3- 0	0- 2- 0	3:20	58042
Oct 01, 2011	at Fresno State	W 38-28	2- 3- 0	0- 2- 0	3:30	32063
* Oct 15, 2011	#2 ALABAMA	7-52 L	2- 4- 0	0- 3- 0	3:03	61792
* Oct 22, 2011	#10 ARKANSAS	24-29 L	2- 5- 0	0- 4- 0	3:34	57951

\* indicates conference game

Opponent	Score	-----FIRST DOWNS-----				----RUSHING----		-----PASSING-----		--TOTAL OFFENSE--		Return Yards	Turn-Overs
		Total	Rush	Pass	Pen	Number-Yards	Comp-Att-Int	Yards	Plays-Yards	Yards			
BYU.....	13-14	13/20	3/4	9/15	1/1	28-69 / 31-91	16-29- 0 / 24-38- 1	145/225	57-214 / 69-316	167/90	2/1		
SOUTHERN ILLINOIS...	42-24	18/19	10/10	7/7	1/2	40-179 / 38-223	12-19- 0 / 14-30- 4	136/197	59-315 / 68-420	204/78	1/4		
Vanderbilt.....	7-30	13/19	7/13	6/4	0/2	32-85 / 49-281	15-30- 5 / 14-22- 1	149/106	62-234 / 71-387	91/155	5/3		
GEORGIA.....	13-27	8/25	2/11	6/11	0/3	26-34 / 56-207	12-30- 2 / 17-26- 1	149/268	56-183 / 82-475	152/59	2/1		
Fresno State.....	38-28	19/25	10/8	7/14	2/3	44-216 / 36-163	8-18- 0 / 25-38- 1	214/281	62-430 / 74-444	107/129	0/2		
ALABAMA.....	7-52	9/27	6/17	3/10	0/0	31-28 / 42-389	10-21- 1 / 20-25- 0	113/226	52-141 / 67-615	223/89	2/0		
ARKANSAS.....	24-29	24/20	10/9	12/8	2/3	46-151 / 29-206	18-30- 1 / 13-28- 0	219/232	76-370 / 57-438	58/137	1/1		
Totals.....	144-204	104/155	48/72	50/69	6/14	247-762 / 281-1560	91-177- 9/127-207- 8	1125/1535	424-1887/ 488-3095	1002/737	13/12		

Note: Game totals are displayed in the format TEAM/OPPONENT for each category

**The Automated ScoreBook**  
**Ole Miss Overall Team Statistics (as of Oct 24, 2011)**  
**All games**

<b>Team Statistics</b>	<b>UM</b>	<b>OPP</b>
SCORING	144	204
Points Per Game	20.6	29.1
FIRST DOWNS	104	155
Rushing	48	72
Passing	50	69
Penalty	6	14
RUSHING YARDAGE	762	1560
Yards gained rushing	1080	1757
Yards lost rushing	318	197
Rushing Attempts	247	281
Average Per Rush	3.1	5.6
Average Per Game	108.9	222.9
TDs Rushing	10	17
PASSING YARDAGE	1125	1535
Comp-Att-Int	91-177-9	127-207-8
Average Per Pass	6.4	7.4
Average Per Catch	12.4	12.1
Average Per Game	160.7	219.3
TDs Passing	6	7
TOTAL OFFENSE	1887	3095
Total Plays	424	488
Average Per Play	4.5	6.3
Average Per Game	269.6	442.1
KICK RETURNS: #-Yards	31-639	19-433
PUNT RETURNS: #-Yards	8-222	14-100
INT RETURNS: #-Yards	8-138	9-195
KICK RETURN AVERAGE	20.6	22.8
PUNT RETURN AVERAGE	27.8	7.1
INT RETURN AVERAGE	17.2	21.7
FUMBLES-LOST	7-4	12-4
PENALTIES-Yards	48-437	33-233
Average Per Game	62.4	33.3
PUNTS-Yards	43-1904	25-1126
Average Per Punt	44.3	45.0
Net punt average	39.2	33.8
TIME OF POSSESSION/Game	27:55	32:04
3RD-DOWN Conversions	27/89	42/95
3rd-Down Pct	30%	44%
4TH-DOWN Conversions	4/9	8/12
4th-Down Pct	44%	67%
SACKS BY-Yards	11-78	18-151
MISC YARDS	34	0
TOUCHDOWNS SCORED	19	26
FIELD GOALS-ATTEMPTS	4-4	6-14
ON-SIDE KICKS	2-3	0-0
RED-ZONE SCORES	(12-14) 86%	(22-30) 73%
RED-ZONE TOUCHDOWNS	(9-14) 64%	(17-30) 57%
PAT-ATTEMPTS	(16-18) 89%	(26-26) 100%
ATTENDANCE	291413	66642
Games/Avg Per Game	5/58283	2/33321
Neutral Site Games		0/0

<b>Score by Quarters</b>	<b>1st</b>	<b>2nd</b>	<b>3rd</b>	<b>4th</b>	<b>oT</b>	<b>Total</b>
Ole Miss	44	44	21	35	0	144
Opponents	34	59	77	34	0	204

**The Automated ScoreBook**  
**Ole Miss Overall Individual Statistics (as of Oct 24, 2011)**  
**All games**

<b>Rushing</b>	<b>gp-gs</b>	<b>att</b>	<b>gain</b>	<b>loss</b>	<b>net</b>	<b>avg</b>	<b>td</b>	<b>lg</b>	<b>avg/g</b>
Jeff Scott	7-6	88	442	48	394	4.5	6	69	56.3
Brandon Bolden	5-1	37	188	15	173	4.7	2	25	34.6
Randall Mackey	6-3	47	232	107	125	2.7	1	28	20.8
Devin Thomas	7-1	18	67	1	66	3.7	1	16	9.4
N. Brassell	7-3	12	65	7	58	4.8	0	14	8.3
Enrique Davis	4-0	20	41	15	26	1.3	0	11	6.5
Barry Brunetti	3-1	4	13	0	13	3.2	0	10	4.3
Korvic Neat	4-0	4	9	2	7	1.8	0	6	1.8
T. Singleton	6-0	1	3	0	3	3.0	0	3	0.5
H.R. Greer	7-2	1	1	0	1	1.0	0	1	0.1
Philander Moore	5-0	2	2	6	-4	-2.0	0	2	-0.8
TEAM	4-0	4	0	45	-45	-11.2	0	0	-11.2
Zack Stoudt	4-3	9	17	72	-55	-6.1	0	13	-13.8
<b>Total</b>	<b>7</b>	<b>247</b>	<b>1080</b>	<b>318</b>	<b>762</b>	<b>3.1</b>	<b>10</b>	<b>69</b>	<b>108.9</b>
<b>Opponents</b>	<b>7</b>	<b>281</b>	<b>1757</b>	<b>197</b>	<b>1560</b>	<b>5.6</b>	<b>17</b>	<b>77</b>	<b>222.9</b>

<b>Passing</b>	<b>gp-gs</b>	<b>effic</b>	<b>comp-att-int</b>	<b>pct</b>	<b>yds</b>	<b>td</b>	<b>lg</b>	<b>avg/g</b>
Zack Stoudt	4-3	87.09	47-93-6	50.5	469	2	47	117.2
Randall Mackey	6-3	128.36	42-81-3	51.9	652	4	59	108.7
Barry Brunetti	3-1	77.87	2-3-0	66.7	4	0	6	1.3
<b>Total</b>	<b>7</b>	<b>105.82</b>	<b>91-177-9</b>	<b>51.4</b>	<b>1125</b>	<b>6</b>	<b>59</b>	<b>160.7</b>
<b>Opponents</b>	<b>7</b>	<b>127.07</b>	<b>127-207-8</b>	<b>61.4</b>	<b>1535</b>	<b>7</b>	<b>69</b>	<b>219.3</b>

<b>Receiving</b>	<b>gp-gs</b>	<b>no.</b>	<b>yds</b>	<b>avg</b>	<b>td</b>	<b>lg</b>	<b>avg/g</b>
Ja-Mes Logan	7-3	17	245	14.4	0	46	35.0
Donte Moncrief	7-7	16	304	19.0	4	57	43.4
N. Brassell	7-3	15	245	16.3	0	59	35.0
Jeff Scott	7-6	12	63	5.2	0	24	9.0
Jamal Mosley	7-5	7	72	10.3	1	26	10.3
Brandon Bolden	5-1	5	51	10.2	0	14	10.2
Ferbia Allen	7-6	4	53	13.2	0	21	7.6
Philander Moore	5-0	4	2	0.5	0	5	0.4
Vincent Sanders	5-0	3	44	14.7	0	26	8.8
Derrick Herman	7-0	3	18	6.0	0	12	2.6
Melvin Harris	3-0	2	21	10.5	1	22	7.0
Devin Thomas	7-1	1	5	5.0	0	5	0.7
Korvic Neat	4-0	1	2	2.0	0	2	0.5
H.R. Greer	7-2	1	0	0.0	0	0	0.0
<b>Total</b>	<b>7</b>	<b>91</b>	<b>1125</b>	<b>12.4</b>	<b>6</b>	<b>59</b>	<b>160.7</b>
<b>Opponents</b>	<b>7</b>	<b>127</b>	<b>1535</b>	<b>12.1</b>	<b>7</b>	<b>69</b>	<b>219.3</b>

<b>Punt Returns</b>	<b>no.</b>	<b>yds</b>	<b>avg</b>	<b>td</b>	<b>lg</b>
Jeff Scott	7	138	19.7	1	67
N. Brassell	1	84	84.0	1	84
<b>Total</b>	<b>8</b>	<b>222</b>	<b>27.8</b>	<b>2</b>	<b>84</b>
<b>Opponents</b>	<b>14</b>	<b>100</b>	<b>7.1</b>	<b>0</b>	<b>31</b>

<b>Interceptions</b>	<b>no.</b>	<b>yds</b>	<b>avg</b>	<b>td</b>	<b>lg</b>
Charles Sawyer	4	101	25.2	1	96
Marcus Temple	2	10	5.0	0	10
Damien Jackson	1	0	0.0	0	0
Wayne Dorsey	1	27	27.0	0	27
<b>Total</b>	<b>8</b>	<b>138</b>	<b>17.2</b>	<b>1</b>	<b>96</b>
<b>Opponents</b>	<b>9</b>	<b>195</b>	<b>21.7</b>	<b>1</b>	<b>52</b>

<b>Kick Returns</b>	<b>no.</b>	<b>yds</b>	<b>avg</b>	<b>td</b>	<b>lg</b>
T. Singleton	14	349	24.9	0	47
Jeff Scott	13	229	17.6	0	25
Derrick Herman	2	61	30.5	0	44
Justin Bigham	1	0	0.0	0	0
Layton Jones	1	0	0.0	0	0
<b>Total</b>	<b>31</b>	<b>639</b>	<b>20.6</b>	<b>0</b>	<b>47</b>
<b>Opponents</b>	<b>19</b>	<b>433</b>	<b>22.8</b>	<b>0</b>	<b>34</b>

<b>Fumble Returns</b>	<b>no.</b>	<b>yds</b>	<b>avg</b>	<b>td</b>	<b>lg</b>
Aaron Garbutt	1	3	3.0	0	3
<b>Total</b>	<b>1</b>	<b>3</b>	<b>3.0</b>	<b>0</b>	<b>3</b>
<b>Opponents</b>	<b>1</b>	<b>9</b>	<b>9.0</b>	<b>1</b>	<b>9</b>

**The Automated ScoreBook**  
**Ole Miss Overall Individual Statistics (as of Oct 24, 2011)**  
**All games**

Scoring	td	fg	PAT				dxp	saf	pts
			kick	rush	rcv	pass			
Jeff Scott	7	-	-	-	-	-	-	42	
Bryson Rose	-	4-4	16-17	-	-	-	-	28	
Donte Moncrief	4	-	-	-	1	-	-	26	
Brandon Bolden	2	-	-	-	-	-	-	12	
Randall Mackey	1	-	-	-	-	1-1	-	6	
Charles Sawyer	1	-	-	-	-	-	-	6	
Devin Thomas	1	-	-	-	-	-	-	6	
N. Brassell	1	-	-	-	-	-	-	6	
Jamal Mosley	1	-	-	-	-	-	-	6	
Melvin Harris	1	-	-	-	-	-	-	6	
TEAM	-	-	0-1	-	-	-	-	0	
Total	19	4-4	16-18	-	1	1-1	-	144	
Opponents	26	6-14	26-26	-	-	-	-	204	

Total Offense	g	plays	rush	pass	total	avg/g
Randall Mackey	6	128	125	652	777	129.5
Zack Stoudt	4	102	-55	469	414	103.5
Jeff Scott	7	88	394	0	394	56.3
Brandon Bolden	5	37	173	0	173	34.6
Devin Thomas	7	18	66	0	66	9.4
N. Brassell	7	12	58	0	58	8.3
Enrique Davis	4	20	26	0	26	6.5
Barry Brunetti	3	7	13	4	17	5.7
Korvic Neat	4	4	7	0	7	1.8
T. Singleton	6	1	3	0	3	0.5
H.R. Greer	7	1	1	0	1	0.1
Philander Moore	5	2	-4	0	-4	-0.8
TEAM	4	4	-45	0	-45	-11.2
Total	7	424	762	1125	1887	269.6
Opponents	7	488	1560	1535	3095	442.1

Field Goals	fg	pct.	01-19	20-29	30-39	40-49	50-99	lg	blk
Bryson Rose	4-4	100.0	0-0	3-3	0-0	1-1	0-0	43	0

FG Sequence	Ole Miss	Opponents
BYU	(20),(29)	31
Southern Illinois	-	(33)
Vanderbilt	-	-
Georgia	-	(36),48,48,35,(43)
Fresno State	(24)	32,57,46
Alabama	-	53,(24)
Arkansas	(43)	(33),(23)

Punting	no.	yds	avg	lg	tb	fc	i20	50+	blk
Tyler Campbell	43	1904	44.3	73	6	10	18	12	0
Total	43	1904	44.3	73	6	10	18	12	0
Opponents	25	1126	45.0	64	3	7	7	9	0

Kickoffs	no.	yds	avg	tb	ob	retn	net	ydln
Andrew Ritter	29	1992	68.7	9	1			
Total	29	1992	68.7	9	1	22.8	47.6	22
Opponents	39	2434	62.4	6	2	20.6	42.9	27

Numbers in (parentheses) indicate field goal was made.

**The Automated ScoreBook**  
**Ole Miss Overall Individual Statistics (as of Oct 24, 2011)**  
**All games**

<u>All Purpose</u>	<u>g</u>	<u>rush</u>	<u>rcv</u>	<u>pr</u>	<u>kr</u>	<u>ir</u>	<u>total</u>	<u>avg/g</u>
Jeff Scott	7	394	63	138	229	0	824	117.7
N. Brassell	7	58	245	84	0	0	387	55.3
T. Singleton	6	3	0	0	349	0	352	58.7
Donte Moncrief	7	0	304	0	0	0	304	43.4
Ja-Mes Logan	7	0	245	0	0	0	245	35.0
Brandon Bolden	5	173	51	0	0	0	224	44.8
Randall Mackey	6	125	0	0	0	0	125	20.8
Charles Sawyer	7	0	0	0	0	101	101	14.4
Derrick Herman	7	0	18	0	61	0	79	11.3
Jamal Mosley	7	0	72	0	0	0	72	10.3
Devin Thomas	7	66	5	0	0	0	71	10.1
Ferbia Allen	7	0	53	0	0	0	53	7.6
Vincent Sanders	5	0	44	0	0	0	44	8.8
Wayne Dorsey	6	0	0	0	0	27	27	4.5
Enrique Davis	4	26	0	0	0	0	26	6.5
Melvin Harris	3	0	21	0	0	0	21	7.0
Barry Brunetti	3	13	0	0	0	0	13	4.3
Marcus Temple	6	0	0	0	0	10	10	1.7
Korvic Neat	4	7	2	0	0	0	9	2.2
H.R. Greer	7	1	0	0	0	0	1	0.1
Philander Moore	5	-4	2	0	0	0	-2	-0.4
TEAM	4	-45	0	0	0	0	-45	-11.2
Zack Stoudt	4	-55	0	0	0	0	-55	-13.8
Total	7	762	1125	222	639	138	2886	412.3
Opponents	7	1560	1535	100	433	195	3823	546.1

**The Automated ScoreBook**  
**Ole Miss Overall Defensive Statistics (as of Oct 24, 2011)**  
**All games**

##	Defensive Leaders	gp-gs	Tackles				tfl/yds	Sacks no-yds	Pass defense			Fumbles		blkd	
			ua	a	tot				int-yds	brup	qbh	rcv-yds	ff	kick	saf
52	Mike Marry	7-5	35	25	60	4.5-23	2.0-18	.	1	2	.	.	.	.	.
1B	Damien Jackson	7-5	28	22	50	2.5-14	1.0-7	1-0	1	.	.	.	.	.	.
15	Joel Kight	7-6	16	23	39	1.5-4	.	.	1	.	.	.	.	.	.
3B	Charles Sawyer	7-6	23	16	39	2.0-2	.	4-101	4	1	1-0	.	.	.	.
20	Aaron Garbutt	7-7	19	19	38	1.0-1	.	.	.	2	1-3	.	.	.	.
4	Marcus Temple	6-6	24	4	28	1.0-9	1.0-9	2-10	2	.	.	.	.	.	.
44	Ralph Williams	7-3	11	12	23	2.0-13	1.0-11	.	.	.	.	.	.	.	.
14	S. Bryant	7-0	11	12	23	0.5-0	.	.	.	.	.	1	.	.	.
93	Justin Smith	7-5	11	11	22	1.5-5	0.5-3	.	.	.	.	1	.	.	.
7	Wayne Dorsey	6-6	14	8	22	5.0-25	3.0-22	1-27	2	1	.	1	.	.	.
98	Uriah Grant	7-5	9	10	19	1.5-3	0.5-2	.	1	2	.	1	.	.	.
5A	Frank Crawford	7-2	7	12	19	0.5-1	.	.	1	.	.	.	.	.	.
6	W. Pendleton	7-6	7	8	15	.	.	.	4	1	.	.	.	.	.
2	N. Brassell	7-3	9	1	10	.	.	.	4	.	1-0	1	.	.	.
23	Vincent Moss	7-0	8	1	9	.	.	.	.	.	1-0	.	.	.	.
95	Bryon Bennett	7-4	7	2	9	2.0-7	.	.	.	1	.	.	.	.	.
90	Gerald Rivers	7-3	5	3	8	3.0-8	1.0-2	.	.	4	.	.	.	.	.
10	C.J. Johnson	6-0	5	3	8	1.0-4	1.0-4	.	.	.	.	.	.	.	.
40	K. Lockett	7-3	3	4	7	.	.	.	.	2	.	.	.	.	.
24	Keith Lewis	7-0	5	1	6	1.0-3	.	.	.	.	.	.	.	.	.
25	Cody Prewitt	7-0	4	1	5	.	.	.	.	.	.	.	.	.	.
34	Brandon Bolden	5-1	5	.	5	.	.	.	.	.	.	.	.	.	.
92	Carlton Martin	7-2	.	4	4	.	.	.	.	2	.	.	.	.	.
53	Jason Jones	4-0	2	1	3	1.0-4	.	.	.	.	.	.	.	.	.
21	Senquez Golson	7-1	1	2	3	.	.	.	.	.	.	.	.	.	.
96	Andrew Ritter	7-0	2	1	3	.	.	.	.	.	.	.	.	.	.
99	Gilbert Pena	5-0	1	2	3	.	.	.	.	.	.	.	.	.	.
13	Brishen Mathews	2-0	2	.	2	.	.	.	.	.	.	.	.	.	.
55	Cameron Whigham	4-0	1	1	2	.	.	.	.	.	.	.	.	.	.
3E	Cliff Coleman	5-0	2	.	2	.	.	.	.	.	.	.	.	.	.
TM	TEAM	4-0	1	.	1	.	.	.	.	.	.	.	.	.	.
3A	Jeff Scott	7-6	1	.	1	.	.	.	.	.	.	.	.	.	.
30	Kyle Horine	7-0	.	1	1	.	.	.	.	.	.	.	.	.	.
26	Derrick Herman	7-0	.	1	1	.	.	.	.	.	.	.	.	.	.
79	Bobby Massie	7-7	1	.	1	.	.	.	.	.	.	.	.	.	.
57	Terrell Brown	4-0	.	1	1	0.5-1	.	.	.	.	.	.	.	.	.
12	Donte Moncrief	7-7	.	1	1	.	.	.	.	.	.	.	.	.	.
31	Rudy Wilson	6-0	1	.	1	1.0-2	.	.	.	.	.	.	.	.	.
27	Enrique Davis	4-0	.	1	1	.	.	.	.	.	.	.	.	.	.
Total			7	281	214	495	33-129	11-78	8-138	21	18	4-3	5	.	.
Opponents			7	256	168	424	61-270	18-151	9-195	26	19	4-9	4	1	2

**The Automated ScoreBook**  
**Ole Miss Team Game-by-Game (as of Oct 24, 2011)**  
**All games**

**TEAM STATISTICS**

Date	Opponent	Rushing				Receiving				Passing				Kick Returns				Punt Returns				tot off
		no.	yds	td	lg	no.	yds	td	lg	cmp-att-int	yds	td	lg	no.	yds	td	lg	no.	yds	td	lg	
Sep 03	BYU	28	69	0	11	16	145	0	24	16-29-0	145	0	24	2	27	0	15	1	44	0	44	214
Sep 10	SOUTHERN ILLINOIS	40	179	4	37	12	136	1	26	12-19-0	136	1	26	5	104	0	34	2	63	1	67	315
Sep 17	at Vanderbilt	32	85	0	16	15	149	1	47	15-30-5	149	1	47	4	78	0	25	1	13	0	13	234
Sep 24	GEORGIA	26	34	0	14	12	149	1	38	12-30-2	149	1	38	3	50	0	19	3	102	1	84	183
Oct 01	at Fresno State	44	216	4	69	8	214	1	57	8-18-0	214	1	57	4	99	0	38	0	0	0	0	430
Oct 15	ALABAMA	31	28	1	14	10	113	0	59	10-21-1	113	0	59	9	223	0	47	0	0	0	0	141
Oct 22	ARKANSAS	46	151	1	25	18	219	2	31	18-30-1	219	2	31	4	58	0	29	1	0	0	0	370
Opponents		247	762	10	69	91	1125	6	59	91-177-9	1125	6	59	31	639	0	47	8	222	2	84	1887
Opponents		281	1560	17	77	127	1535	7	69	127-207-8	1535	7	69	19	433	0	34	14	100	0	31	3095

Games played: 7  
 Avg per rush: 3.1  
 Avg per catch: 12.4  
 Pass efficiency: 105.82  
 Kick ret avg: 20.6  
 Punt ret avg: 27.8  
 All purpose avg/game: 412.3  
 Total offense avg/gm: 269.6

Date	Opponent	Tackles				Sacks	Fumble		Pass Defense			Blkd	PAT Attempts				
		ua	a	total	tfl-yds	no-yds	ff	fr-yds	int-yds	qbh	brup	kick	kick	rush	rcv	saf	pts
Sep 03	BYU	36	38	74	3.0-14	1.0-9	0	0-0	1-96	2	2	0	1-1	0	0	0	13
Sep 10	SOUTHERN ILLINOIS	38	20	58	5.0-6	1.0-1	0	0-0	4-37	3	1	0	6-6	0	0	0	42
Sep 17	at Vanderbilt	50	32	82	8.0-37	2.0-17	3	2-0	1-0	3	3	0	1-1	0	0	0	7
Sep 24	GEORGIA	51	34	85	10.0-31	3.0-15	0	0-0	1-0	1	2	0	1-2	0	0	0	13
Oct 01	at Fresno State	39	34	73	2.0-18	2.0-18	1	1-3	1-5	3	2	0	3-4	0	1	0	38
Oct 15	ALABAMA	39	28	67	2.0-15	1.0-14	0	0-0	0-0	1	2	0	1-1	0	0	0	7
Oct 22	ARKANSAS	28	28	56	3.0-8	1.0-4	1	1-0	0-0	5	9	0	3-3	0	0	0	24
Opponents		281	214	495	33.0-129	11.0-78	5	4-3	8-138	18	21	0	16-18	0	1	0	144
Opponents		256	168	424	61.0-270	18.0-151	4	4-9	9-195	19	26	1	26-26	0	0	2	204

Date	Opponent	Punting									Field Goals			Kickoffs				
		no.	yds	avg	long	blkd	tb	fc	50+	i20	md-att	long	blkd	no.	yds	avg	tb	ob
Sep 03	BYU	4	227	56.8	73	0	1	0	3	1	2-2	29	0	4	280	70.0	2	0
Sep 10	SOUTHERN ILLINOIS	5	211	42.2	49	0	0	0	0	4	0-0	0	0	7	472	67.4	3	1
Sep 17	at Vanderbilt	6	267	44.5	62	0	1	2	2	3	0-0	0	0	2	142	71.0	0	0
Sep 24	GEORGIA	9	457	50.8	57	0	2	1	6	3	0-0	0	0	2	133	66.5	0	0
Oct 01	at Fresno State	6	238	39.7	54	0	1	2	1	1	1-1	24	0	7	481	68.7	2	0
Oct 15	ALABAMA	7	278	39.7	43	0	1	2	0	3	0-0	0	0	2	135	67.5	0	0
Oct 22	ARKANSAS	6	226	37.7	45	0	0	3	0	3	1-1	43	0	5	349	69.8	2	0
Opponents		43	1904	44.3	73	0	6	10	12	18	4-4	43	0	29	1992	68.7	9	1
Opponents		25	1126	45.0	64	0	3	7	9	7	6-14	43	0	39	2434	62.4	6	2

### INDIVIDUAL GAME-BY-GAME RUSHING

No.	Player	Att-Yds-TD	BYU	SIU	VU	UGA	FSU	ALA	ARK	AUB	UK	LT	LSU	MSU
3	Scott	88-394-6	5-17-0	16-118-3	15-43-0	8-34-0	24-138-2	7-11-1	13-33-0					
34	Bolden	37-173-2	4-21-0	DNP	8-39-0	5-2-0	6-43-2	DNP	14-68-0					
1	Mackey	47-125-1	DNP	6-36-0	7-31-0	4-(-13)-0	5-35-0	12-6-0	13-30-1					
29	Thomas	18-66-1	1-3-0	9-42-1	0-0-0	2-9-0	2-0-0	4-12-0	0-0-0					
2	Brassell	12-58-0	2-(-1)-0	1-12-0	0-0-0	1-14-0	2-14-0	1-2-0	5-17-0					
27	Davis	20-26-0	12-28-0	DNP	DNP	DNP	1-1-0	7-(-3)-0	0-0-0					
11	Brunetti	4-13-0	3-13-0	DNP	DNP	DNP	1-0-0	DNP	DNP					
28	Neat	4-7-0	0-0-0	4-7-0	DNP	0-0-0	DNP	0-0-0	0-0-0					
7	Singleton	1-3-0	DNP	0-0-0	0-0-0	0-0-0	0-0-0	0-0-0	1-3-0					
45	Greer	1-1-0	0-0-0	1-1-0	0-0-0	0-0-0	0-0-0	0-0-0	0-0-0					
22	P. Moore	2-(-4)-0	0-0-0	0-0-0	1-2-0	1-(-6)-0	0-0-0	DNP	DNP					
	TEAM	4-(-45)-0	0-0-0	0-0-0	1-(-30)-0	0-0-0	3-(-15)-0	0-0-0	0-0-0					
8	Stoudt	9-(-55)-0	1-(-18)-0	3-(-37)-0	0-0-0	5-(-6)-0	DNP	DNP	DNP					
	<b>Total</b>	<b>247-762-10</b>	<b>28-63-0</b>	<b>40-179-4</b>	<b>32-85-0</b>	<b>26-34-0</b>	<b>44-216-4</b>	<b>31-28-1</b>	<b>46-151-1</b>					
	<b>Opponents</b>	<b>281-1560-17</b>	<b>31-91-0</b>	<b>38-223-1</b>	<b>49-281-3</b>	<b>56-207-1</b>	<b>36-163-3</b>	<b>42-398-6</b>	<b>29-206-3</b>					

### INDIVIDUAL GAME-BY-GAME PASSING

No.	Player	Att-Comp-Int	BYU	SIU	VU	UGA	FSU	ALA	ARK	AUB	UK	LT	LSU	MSU
8	Stoudt	93-47-6	26-14-0	18-11-0	26-13-5	23-9-1	DNP	DNP	DNP					
		469-2	141-0	118-1	139-1	71-0								
1	Mackey	81-42-3	DNP	1-1-0	4-2-0	7-3-1	18-8-0	21-10-1	30-18-1					
		652-4		18-0	10-0	78-1	214-1	113-0	219-2					
11	Brunetti	3-2-0	3-2-0	DNP	DNP	DNP	0-0-0	DNP	DNP					
		4-0	4-0			0-0								
	<b>Total</b>	<b>177-91-9</b>	<b>29-16-0</b>	<b>19-12-0</b>	<b>30-15-5</b>	<b>30-12-2</b>	<b>18-8-0</b>	<b>21-10-1</b>	<b>30-18-1</b>					
	<b>Opponents</b>	<b>207-127-8</b>	<b>38-24-1</b>	<b>30-14-4</b>	<b>22-14-1</b>	<b>26-17-1</b>	<b>38-25-1</b>	<b>25-20-0</b>	<b>28-13-0</b>					
		<b>1535-7</b>	<b>225-1</b>	<b>197-2</b>	<b>106-0</b>	<b>268-2</b>	<b>281-1</b>	<b>226-1</b>	<b>232-0</b>					

### INDIVIDUAL GAME-BY-GAME RECEIVING

No.	Player	No-Yds-TD	BYU	SIU	VU	UGA	FSU	ALA	ARK	AUB	UK	LT	LSU	MSU
85	Logan	17-245-0	4-52-0	4-54-0	3-48-0	2-10-0	3-65-0	0-0-0	1-16-0					
12	Moncrief	16-304-4	3-16-0	2-19-0	1-47-1	3-68-1	1-57-0	0-0-0	5-73-2					
2	Brassell	15-245-0	0-0-0	1-6-0	0-0-0	2-52-0	1-40-0	4-101-0	8-70-0					
3	Scott	12-63-0	2-25-0	0-0-0	4-1-0	2-10-0	1-24-0	3-3-0	0-0-0					
17	Mosley	7-72-1	2-21-0	2-5-1	0-0-0	0-0-0	0-0-0	1-8-0	2-38-0					
34	Bolden	5-51-0	0-0-0	DNP	2-20-0	1-13-0	1-6-0	DNP	1-12-0					
83	Allen	4-53-0	1-13-0	1-21-0	2-19-0	0-0-0	0-0-0	0-0-0	0-0-0					
22	P. Moore	4-2-0	1-1-0	0-0-0	2-6-0	1-(-5)-0	0-0-0	DNP	DNP					
1	Sanders	3-44-0	0-0-0	1-26-0	1-8-0	DNP	DNP	0-0-0	1-10-0					
26	Herman	3-18-0	1-12-0	1-5-0	0-0-0	1-1-0	0-0-0	0-0-0	0-0-0					
5	Harris	2-21-1	DNP	DNP	DNP	0-0-0	1-22-1	1-(-1)-0	DNP					
29	Thomas	1-5-0	1-5-0	0-0-0	0-0-0	0-0-0	0-0-0	0-0-0	0-0-0					
28	Neat	1-2-0	0-0-0	0-0-0	DNP	0-0-0	DNP	1-2-0	0-0-0					
45	Greer	1-0-0	1-0-0	0-0-0	0-0-0	0-0-0	0-0-0	0-0-0	0-0-0					
	<b>Total</b>	<b>91-1125-6</b>	<b>16-145-0</b>	<b>12-136-1</b>	<b>15-149-1</b>	<b>12-149-1</b>	<b>8-214-1</b>	<b>10-113-0</b>	<b>18-219-2</b>					
	<b>Opponents</b>	<b>127-1535-7</b>	<b>24-225-0</b>	<b>14-197-2</b>	<b>14-106-0</b>	<b>17-268-2</b>	<b>25-281-1</b>	<b>20-226-1</b>	<b>13-232-0</b>					

### INDIVIDUAL GAME-BY-GAME PUNT RETURNS

No.	Player	No-Yds-Lg	BYU	SIU	VU	UGA	FSU	ALA	ARK	AUB	UK	LT	LSU	MSU
3	Scott	7-138-67	1-44-44	2-63-67	1-13-13	2-18-18	0-0-0	0-0-0	1-0-0					
1	Brassell	1-84-84	0-0-0	0-0-0	0-0-0	1-84-84	0-0-0	0-0-0	0-0-0					
	<b>Total</b>	<b>8-222-84</b>	<b>1-44-44</b>	<b>2-63-67</b>	<b>1-13-13</b>	<b>3-102-84</b>	<b>0-0-0</b>	<b>0-0-0</b>	<b>1-0-0</b>					
	<b>Opponents</b>	<b>14-100-31</b>	<b>3-29-27</b>	<b>1-0-0</b>	<b>3-17-18</b>	<b>2-0-2</b>	<b>2-31-31</b>	<b>2-16-12</b>	<b>1-7-7</b>					

### INDIVIDUAL GAME-BY-GAME KICKOFF RETURNS

No.	Player	No-Yds-Lg	BYU	SIU	VU	UGA	FSU	ALA	ARK	AUB	UK	LT	LSU	MSU
7	Singleton	14-349-47	DNP	3-75-34	0-0-0	2-36-19	2-55-38	5-131-47	2-52-29					
3	Scott	13-229-25	2-27-15	2-29-17	3-61-25	1-14-14	2-44-24	2-48-24	1-6-6					
26	Herman	2-61-44	0-0-0	0-0-0	1-17-17	0-0-0	0-0-0	1-44-44	0-0-0					
89	L. Jones	1-0-0	0-0-0	0-0-0	0-0-0	0-0-0	0-0-0	1-0-0	0-0-0					
48	Bigham	0-0-0	0-0-0	0-0-0	0-0-0	0-0-0	0-0-0	0-0-0	1-0-0					
	<b>Total</b>	<b>31-639-47</b>	<b>2-27-15</b>	<b>5-104-34</b>	<b>4-78-25</b>	<b>3-50-19</b>	<b>4-99-38</b>	<b>9-223-47</b>	<b>4-58-29</b>					
	<b>Opponents</b>	<b>19-433-34</b>	<b>2-52-28</b>	<b>3-78-34</b>	<b>2-45-25</b>	<b>2-33-21</b>	<b>5-98-34</b>	<b>2-43-27</b>	<b>3-84-33</b>					



**INDIVIDUAL GAME-BY-GAME TACKLES**

No.	Player	UT-AT-TT TFL/Sack	BYU	SIU	VU	UGA	FSU	ALA	ARK	AUB	UK	LT	LSU	MSU
52	Marry	35-25-60 4.5/2.0	5-8-13 0/0	5-3-8 0/0	9-2-11 2.0/1.0	8-2-10 1.5/1.0	5-4-9 0/0	1-3-4 1.0/0	2-3-5 0/0					
1	Jackson	28-22-50 2.5/1.0	8-5-13 0/0	4-3-7 0/0	3-4-7 1.0/0	1-3-4 0.5/0	3-1-4 1.0/1.0	2-2-4 0/0	7-4-11 0/0					
15	Kight	16-23-39 1.5/0	2-6-8 1.0/0	2-1-3 0/0	5-3-8 0/0	0-5-5 0.5/0	2-0-2 0/0	3-2-5 0/0	2-6-8 0/0					
3	Sawyer	23-16-39 2.0/0	3-4-7 0/0	2-2-4 0/0	2-1-3 2.0/0	8-1-9 0/0	2-3-5 0/0	5-5-10 0/0	1-0-1 0/0					
20	Garbutt	19-19-38 1.0/0	3-2-5 0/0	4-4-8 1.0/0	5-3-8 1.0/0	0-0-0 0/0	4-2-6 0/0	2-6-8 0/0	1-2-3 0/0					
4	Temple	24-4-28 1.0/1.0	5-1-6 1.0/1.0	3-0-3 0/0	4-0-4 0/0	5-1-6 0/0	4-2-6 0/0	3-0-3 0/0	DNP					
44	R. Williams	11-12-23 2.0/1.0	2-3-6 1.0/0	1-1-2 0/0	0-3-3 0/0	1-2-3 0/0	4-2-6 1.0/1.0	3-1-4 0/0	0-0-0 0/0					
14	Bryant	10-12-23 0.5/0	1-0-1 0/0	0-0-0 0/0	2-3-5 0/0	5-3-8 0/0	0-4-4 0/0	2-1-3 0/0	1-1-2 0.5/0					
93	Smith	11-11-22 1.5/0.5	1-1-2 0/0	3-2-5 0/0	1-1-2 0/0	3-3-6 1.0/0.5	1-1-2 0/0	1-0-1 0/0	1-3-4 0.5/0					
7	Dorsey	14-8-22 5.0/3.0	0-1-1 0/0	3-0-3 2.0/1.0	4-1-5 1.0/1.0	3-3-6 1.0/0	1-2-3 0/0	3-1-4 1.0/1.0	DNP					
98	U. Grant	9-10-19 1.5/0.5	1-2-3 0/0	1-0-1 1.0/0	1-0-1 0/0	2-1-3 0.5/0.5	3-4-7 0/0	2-2-4 0/0	0-0-0 0/0					
5	Crawford	7-12-19 0.5/0	0-0-0 0/0	0-0-0 0/0	0-2-2 0/0	1-4-5 0.5/0	0-0-0 0/0	4-2-6 0/0	2-4-6 0/0					
6	Pendleton	7-8-15 0/0	1-0-1 0/0	4-1-5 0/0	1-1-2 0/0	0-0-0 0/0	1-3-4 0/0	1-0-1 0/0	0-3-3 0/0					
2	Brassell	9-1-10 0/0	0-0-0 0/0	0-0-0 0/0	1-0-1 0/0	1-0-1 0/0	1-1-2 0/0	5-0-5 0/0	1-0-1 0/0					
23	Moss	8-1-9 0/0	1-0-1 0/0	1-0-1 0/0	0-0-0 0/0	4-0-4 0/0	2-0-2 0/0	0-1-1 0/0	0-0-0 0/0					
95	Bennett	7-2-9 2.0/0	0-1-1 0/0	0-0-0 0/0	1-0-1 0/0	3-0-3 2.0/0	0-1-1 0/0	1-0-1 0/0	2-0-2 0/0					
90	Rivers	5-3-8 3.0/1.0	1-1-2 0/0	2-0-2 1.0/0	1-1-2 1.0/0	1-1-2 1.0/1.0	0-0-0 0/0	0-0-0 0/0	0-0-0 0/0					
10	C. Johnson	5-3-7 1.0/1.0	DNP	1-0-1 0/0	0-0-0 0/0	1-0-1 0/0	1-2-3 0/0	1-1-2 0/0	1-0-1 1.0/1.0					
40	Lockett	3-4-7 0/0	0-2-2 0/0	0-1-1 0/0	1-1-2 0/0	0-0-0 0/0	2-0-2 0/0	1-0-1 0/0	0-0-0 0/0					
24	Lewis	5-1-6 1.0/0	0-0-0 0/0	1-0-1 0/0	0-0-0 0/0	0-0-0 0/0	3-1-4 0/0	0-0-0 0/0	1-0-1 1.0/0					
25	Prewitt	4-1-5 0/0	0-0-0 0/0	0-0-0 0/0	2-0-2 0/0	1-1-2 0/0	0-0-0 0/0	1-0-1 0/0	0-0-0 0/0					
34	Bolden	5-0-5 0/0	0-0-0 0/0	DNP	2-0-2 0/0	1-0-1 0/0	1-0-1 0/0	DNP	1-0-1 0/0					
92	Martin	0-4-4 0/0	0-0-0 0/0	0-0-0 0/0	0-1-1 0/0	0-0-0 0/0	0-1-1 0/0	0-1-1 0/0	0-1-1 0/0					
99	Pena	1-2-3 0/0	DNP	0-0-0 0/0	1-2-3 0/0	0-0-0 0/0	0-0-0 0/0	0-0-0 0/0	DNP					
53	Jones	2-1-3 1.0/0	DNP	DNP	2-1-3 1.0/0	0-0-0 0/0	DNP	0-0-0 0/0	0-0-0 0/0					
21	Golson	1-2-3 0/0	1-0-1 0/0	0-0-0 0/0	0-0-0 0/0	0-0-0 0/0	0-1-1 0/0	0-1-1 0/0	0-0-0 0/0					
96	Ritter	3-0-3 0/0	0-0-0 0/0	1-0-1 0/0	0-0-0 0/0	1-0-1 0/0	1-0-1 0-0	0-0-0 0/0	1-0-1 0/0					
13	Mathews	2-0-2 0/0	2-0-2 0/0	0-0-0 0/0	DNP	DNP	DNP	DNP	DNP					
3	Coleman	2-0-2 0/0	0-0-0 0/0	DNP	0-0-0 0/0	0-0-0 0/0	DNP	0-0-0 0/0	2-0-2 0/0					
55	Whigham	1-1-2 0/0	0-1-1 0/0	0-0-0 0/0	DNP	DNP	DNP	0-0-0 0/0	1-0-1 0/0					
57	Brown	0-1-1 0.5/0	DNP	DNP	DNP	0-1-1 0.5/0	0-0-0 0/0	0-0-0 0/0	0-0-0 0/0					
30	Horine	0-1-1 0/0	DNP	0-1-1 0/0	0-0-0 0/0	0-0-0 0/0	0-0-0 0/0	0-0-0 0/0	0-0-0 0/0					
31	Wilson	1-0-1 1.0/0	DNP	0-0-0 0/0	0-0-0 0/0	1-0-1 1.0/0	0-0-0 0/0	0-0-0 0/0	0-0-0 0/0					
26	Herman	0-1-1 0/0	0-0-0 0/0	0-1-1 0/0	0-0-0 0/0	0-0-0 0/0	0-0-0 0/0	0-0-0 0/0	0-0-0 0/0					
12	Moncrief	0-1-1 0/0	0-0-0 0/0	0-0-0 0/0	0-1-1 0/0	0-0-0 0/0	0-0-0 0/0	0-0-0 0/0	0-0-0 0/0					
3	Scott	1-0-1 0/0	0-0-0 0/0	0-0-0 0/0	1-0-1 0/0	0-0-0 0/0	0-0-0 0/0	0-0-0 0/0	0-0-0 0/0					
79	Massie	1-0-1 0/0	0-0-0 0/0	0-0-0 0/0	0-0-0 0/0	0-0-0 0/0	0-0-0 0/0	1-0-1 0/0	0-0-0 0/0					
27	Davis	0-1-1 0/0	0-0-0	DNP	DNP	DNP	0-0-0 0/0	0-1-1 0/0	0-0-0 0/0					



**2011 BREAKDOWN**

Category	2011
Record	.2-5
SEC	.0-4
vs. SEC West	.0-2
vs. SEC East	.0-2
Non-Conference	.2-1
vs. independents	.0-1
vs. MVC	.1-0
vs. WAC	.1-0
Home	.1-4
Away	.1-1
Neutral	.0-0
Day Games	.1-5
Night Games (6 p.m. start or later)	.1-0
vs. Top 25 teams	.0-2
TV games	.1-5
on ESPN	.0-1
on ESPN 2	.1-1
on SEC Network	.0-3
When scoring first	.1-3
When opponents score first	.1-2
When leading at halftime	.2-2
When trailing at halftime	.0-3
When tied at halftime	.0-0
When leading after third quarter	.1-1
When trailing after third quarter	.1-4
When tied after third quarter	.0-0
In overtime games	.0-0
When scoring less than 20 points	.0-4
When scoring 20+ points	.2-1
When scoring 30+ points	.2-0
When allowing less than 20 points	.0-1
When allowing 20+ points	.2-4
When allowing 30+ points	.0-2
When rushing for <100 yards	.0-4
When rushing for 100+ yards	.2-1
When rushing for 200+ yards	.1-0
When passing for 200+ yards	.1-1
When passing for 250+ yards	.0-0
When passing for 300+ yards	.0-0
When totaling <300 yds total offense	.0-4
When gaining 300+ yds total offense.	.2-0
When allowing <100 yds rushing	.0-1
When allowing 100+ yds rushing	.2-3
When allowing 200+ yds rushing	.1-3
When allowing <200 yds passing	.0-1
When allowing 200+ yards passing	.1-3
When allowing 250+ yards passing	.1-1
When allowing 300+ yards passing	.0-0
When allowing <300 yds total offense	.0-0
When allowing 300+ yds total offense	.2-4
When having a 100-yard rusher	.2-0
When opp. have a 100-yard rusher	.2-3
When having no turnovers	.1-0
When having less than 3 turnovers	.2-3
When having 3 or more turnovers	.0-1
When having no takeaways	.0-1
When having <3 takeaways	.1-4
When having 3 or more takeaways	.1-1
When having more than 30:00 TOP	.0-1
When having less than 30:00 TOP	.2-4

**SCORING DRIVES**

vs. BYU					
Started at	Plays	Yards	Time	Result	
Ole Miss 48	.9	.49	.2:05	.FG	
Ole Miss 20	.11	.70	.4:28	.FG	
vs. Southern Illinois					
Started at	Plays	Yards	Time	Result	
Ole Miss 25	.8	.75	.3:40	.TD	
Southern Illinois 4	.1	.4	.0:06	.TD	
Ole Miss 38	.12	.62	.5:55	.TD	
Southern Illinois 13	.2	.13	.0:40	.TD	
Ole Miss 36	.7	.64	.2:35	.TD	
at Vanderbilt					
Started at	Plays	Yards	Time	Result	
Vanderbilt 48	.2	.48	.0:37	.TD	
vs. Georgia					
Started at	Plays	Yards	Time	Result	
Ole Miss 20	.3	.80	.1:01	.TD	
at Fresno State					
Started at	Plays	Yards	Time	Result	
Ole Miss 26	.4	.74	.1:11	.TD	
Ole Miss 35	.5	.65	.2:20	.TD	
Fresno State 27	.3	.27	.1:11	.TD	
Ole Miss 25	.4	.75	.1:39	.TD	
Ole Miss 12	.15	.88	.6:37	.TD	
Ole Miss 38	.6	.56	.3:28	.FG	
vs. Alabama					
Started at	Plays	Yards	Time	Result	
Ole Miss 28	.5	.72	.2:22	.TD	
vs. Arkansas					
Started at	Plays	Yards	Time	Result	
Ole Miss 49	.7	.27	.3:52	.FG	
Ole Miss 49	.4	.51	.1:31	.TD	
Ole Miss 20	.11	.80	.6:20	.TD	
Ole Miss 20	.16	.80	.5:00	.TD	

**CHARTING THE BIG PLAYS**

Player	— RUSHING —					Total
	10-19	20-29	30-39	40-49	50+	
Scott	8	1	1		1	11
Bolden	5	2				7
Mackey	4	2				6
Brassell	4					4
Thomas	2					2
Brunetti	1					1
Davis	1					1
Stoudt	1					1
<b>TOTAL</b>	<b>26</b>	<b>5</b>	<b>1</b>	<b>0</b>	<b>1</b>	<b>33</b>

Player	— PASSING —					Total
	10-19	20-29	30-39	40-49	50+	
Stoudt	16	5		1		22
Mackey	10	5	2	2	2	21
<b>TOTAL</b>	<b>26</b>	<b>10</b>	<b>2</b>	<b>3</b>	<b>2</b>	<b>43</b>

Player	— RECEIVING —					Total
	10-19	20-29	30-39	40-49	50+	
Logan	8	2		1		11
Moncrief	5	1	1	1	1	9
Brassell	4	1	1	1	1	8
Allen	2	1				3
Scott	1	1				2
Bolden	3					3
Mosley	1	2				3
Sanders	1	1				2
Herman	1					1
Harris		1				1
<b>TOTAL</b>	<b>26</b>	<b>10</b>	<b>2</b>	<b>3</b>	<b>2</b>	<b>43</b>

**IN THE RED ZONE**

When the offense moves the ball inside the opponent's 20-yard line, the offense is considered to be in the "red zone," and in prime scoring position. The following chart shows how the Rebel offense performs inside the "red zone" during the 2010 season:

Game	Chances	TD	FG	TO	Downs	Missed FG	Half
BYU	.2	0	2	0	0	0	0
Southern Illinois	.4	4	0	0	0	0	0
Vanderbilt	.1	0	0	1	0	0	0
Georgia	.0	0	0	0	0	0	0
Fresno State	.3	2	1	0	0	0	0
Alabama	.2	1	0	0	1	0	0
Arkansas	.2	2	0	0	0	0	0
<b>Totals</b>	<b>.14</b>	<b>9</b>	<b>3</b>	<b>1</b>	<b>1</b>	<b>0</b>	<b>0</b>
<b>Opp. Totals</b>	<b>.24</b>	<b>16</b>	<b>2</b>	<b>2</b>	<b>0</b>	<b>3</b>	<b>1</b>

Ole Miss Scoring Percentage: 0.857 (12-of-14)  
Opponents Scoring Percentage: .733 (22-of-30)

Ole Miss Points Scored: 63  
Opponents Points Scored: 120

MISCELLANEOUS REBEL RECORDS

THE LAST TIME OLE MISS HAD . . .

30 or more first downs	Arkansas, 2009 (31)
500 yards rushing	Auburn, 1951 (515)
400 yards rushing	Fresno State, 2010 (425)
300 yards rushing	Fresno State, 2010 (425)
200 yards rushing	Fresno State, 2011 (216)
400 yards passing	Texas Tech, 2003 (409)
300 yards passing	Arkansas, 2010 (327)
600 yards total offense	Louisiana-Monroe, 2003 (612)
500 yards total offense	Arkansas, 2010 (512)
90 plays total offense	Wyoming, 2004 (100)
Four passes intercepted	Vanderbilt, 2011 (5)
Four pass interceptions	Southern Illinois, 2011 (4)
10 sacks	Mississippi State, 2008 (11)
10 penalties	Fresno State, 2011 (10)
100 yards in penalties	Fresno State, 2011 (107)
50 points	Fresno State, 2010 (55)
99 yard scoring drive	Memphis State, 1989 (12 plays)
90-plus yard scoring drive	LSU, 2010 (90 yards, 11 plays; Jeremiah Masoli 22-yard run)

THE LAST TIME OLE MISS HELD ITS OPPONENT TO . . .

Less than 10 first downs	Mississippi State, 2008 (8)
10 first downs	Mississippi State, 2006 (10)
Negative yards rushing	Mississippi State, 2008 (-64)
10 yards rushing	Georgia, 1993 (1)
100 yards (or less) rushing	BYU, 2011 (91)
Zero yards passing	Alabama, 1988
No pass completions	Alabama, 1988
10 yards passing	Georgia, 1977 (7)
10 pass attempts	Wake Forest, 2006 (5)
Zero yards total offense	Sewanee, 1938
50 yards (or less) total offense	Mississippi State, 2008 (24)
75 yards (or less) total offense	Mississippi State, 2008 (24)
150 yards (or less) total offense	Mississippi State, 2008 (24)
200 yards (or less) total offense	Mississippi State, 2008 (24)
No touchdowns	Southeastern Louisiana, 2009 (6 points)

THE LAST TIME OLE MISS . . .

Had two passers throw for 100 yards	Jacksonville State, 2010 (Nathan Stanley 133, Jeremiah Masoli 109)
Had two passers complete 10 passes	Auburn, 2005 (Micheal Spurlock, 10-18, Ethan Flatt, 11-17)
Had two runners rush for 100 yards	Louisiana, 2010 (Brandon Bolden 136, Enrique Davis 116)
Had two receivers over 100 receiving yards	Louisiana-Monroe, 2003 (Chris Collins 121, Taye Biddle 105)
Had two receivers catch 10 passes	Arkansas, 2002 (Bill Flowers 11, Chris Collins 10)
Had four receivers catch five passes	Georgia, 1997 (John Avery 8, Andre Rone 6, Cory Peterson 6, Rufus French 5)
Had three receivers catch five passes	Missouri, 2007 (Mike Wallace 7, Marshay Green 5, Shay Hodge 5)
Had two receivers catch five passes	Arkansas, 2011 (Nickolas Brassell 8, Donte Moncrief 5)
Had a 100-yard rusher and a 100-yard receiver	LSU, 2009 (Dexter McCluster 148 yards rushing/Shay Hodge 117 yards receiving)
Had two players with 200 all-purpose yards	Missouri, 2007 (BenJarvus Green-Ellis 226, Marshay Green 208)
Returned a punt for a TD	Georgia, 2011 (Nickolas Brassell, 84 yards)
Returned a kickoff for a TD	Auburn, 2009 (Jesse Grandy, 82 yards)
Returned an interception for a TD	BYU, 2011 (Charles Sawyer, 96 yards)
Returned two interceptions for TDs	Northern Illinois, 1993 (Alundis Brice, 37 yards; Antonious Bonner, 46 yards)
Returned a fumble for a TD	Citadel, 2005 (Travis Johnson, 16 yards)
Recovered a fumble for a TD	SMU, 1998 (Michael Boone)
Blocked a punt	Alabama, 2007 (Dustin Mouzon)
Blocked a punt for a TD	Memphis, 2007 (Kendrick Lewis recovered Brandon Sutherland's blocked punt)
Blocked an opponents' FG attempt	Fresno State, 2010 (Allen Walker blocked Goessling's 46-yard attempt)
Blocked an opponents' FG attempt for a TD	Louisiana Tech, 2007 (Brandon Jenkins blocked D. Horwedel's 36-yard attempt, Dustin Mouzon 55-yard return)
Blocked two opponents' FG attempts	Northern Arizona, 2009
Had a punt blocked	Alabama, 2009
Had a punt blocked for a TD	Alabama, 2003

Had a kickoff returned for a TD	Auburn, 2010
Had a punt returned for a TD	Arkansas, 2010
Had an interception returned for a TD	Vanderbilt, 2011
Had a fumble returned for a TD	BYU, 2011
Missed a PAT kick	Fresno State, 2011
Had a PAT kick blocked	Fresno State, 2011
Had a PAT kick blocked and returned for a two-point conversion	Auburn, 2009
Blocked an opponent's PAT kick	Florida, 2008 (Kentrell Lockett blocked J. Phillip's attempt)
A successful two-point conversion	Arkansas, 2007 (Mike Wallace pass from Brent Scheaffer, 4th quarter)
Had a field goal attempt blocked	LSU, 2009 (Joshua Shene's 45-yard attempt)
Had two field goal attempts blocked	Kentucky, 2005 (Robert Bass' 39-yr attempt, Matt Hinkle's 44-yard attempt)
Gained a first down off a fake field goal attempt	Georgia, 1995
Scored a touchdown off a fake field goal attempt	Alabama, 2008 (Jason Cook 9-yard pass from Rob Park)
Gained a first down off a fake punt	Mississippi State, 2009 (Reggie Hicks 20-yard pass from Billy Tapp)
Recovered an onside kick	Arkansas, 2011 (Jamal Mosley)
Shut out an opponent	Mississippi State, 2008 (45-0)
Was shut out	Arkansas, 1998 (34-0)
Played an overtime game	Jacksonville State, 2010 (L, 48-49)
Scored a safety	Texas Tech, 2008 (Patrick Trahan sacks Graham Harrell in the end zone)
Scored 2 safeties in the same game	Northern Illinois, 1993 (team)
Gave up a safety	Arkansas, 2011
Had no turnovers	Fresno State, 2011
Had no penalties	Alabama, 2011
Defeated a nationally ranked team	Oklahoma State, 2009 (#21-7, #21 Associated Press; #18 ESPN/USA Today Coaches)
Was ranked in top 25	Final 2009 (#20 AP; #21 ESPN/USA Today Coaches)
Ended the year ranked in top 25	2009 (#20 AP; #21 ESPN/USA Today Coaches)

THE LAST TIME AN OLE MISS PLAYER . . .

Rushed 30 times	BenJarvus Green-Ellis vs. Missouri, 2007 (33)
Rushed 25 times	Dexter McCluster vs. Tennessee, 2009 (25)
Rushed for 250 yards	Dexter McCluster vs. Tennessee, 2009 (282)
Rushed for 200 yards	Brandon Bolden vs. Fresno State, 2010 (228)
Rushed for 150 yards	Brandon Bolden vs. Fresno State, 2010 (228)
Rushed for 100 yards	Jeff Scott at Fresno State, 2011 (138)
Passed for 400 yards	Eli Manning vs. Texas Tech, 2003 (409)
Passed for 300 yards	Jeremiah Masoli at Arkansas, 2010 (327)
Attempted 50 passes	Eli Manning vs. Arkansas, 2002 (56)
Attempted 40 passes	Jeremiah Masoli vs. Mississippi State, 2010 (44)
Attempted 30 passes	Randall Mackey vs. Arkansas, 2011 (30)
Completed 30 passes	Eli Manning vs. South Carolina, 2003 (30)
Completed 20 passes	Jeremiah Masoli vs. Mississippi State, 2010 (24)
Passed for 4 or more TDs	Jevan Snead vs. Mississippi State, 2008 (4)
Threw 3 or more interceptions	Zack Stoudt at Vanderbilt, 2011 (5)
Had 400 yards Total Offense	Jeremiah Masoli at Arkansas, 2010 (425)
Had 300 yards Total Offense	Jeremiah Masoli at Arkansas, 2010 (425)
Had 100 yards rushing and passing	Jeremiah Masoli vs. Vanderbilt, 2010 (104 rushing, 190 passing)
Had 100 yards rushing and receiving	Dexter McCluster vs. Arkansas, 2009 (123 rushing, 137 receiving)
Had 250 All-Purpose Yards	Dexter McCluster vs. Tennessee, 2009 (324)
Had 200 All-Purpose Yards	Jeff Scott at Fresno State (206)
Caught 10 passes	Mike Espy vs. Tennessee, 2005 (10)
Caught 9 passes	Mike Espy vs. Auburn, 2005 (9)
Had 100 receiving yards	Nickolas Brassell vs. Alabama, 2011 (101)
Scored 10 points kicking	Bryson Rose vs. Louisiana, 2010 (19)
Scored 4 touchdowns rushing	Dexter McCluster vs. Tennessee, 2009
Scored 3 touchdowns rushing	Jeff Scott vs. Southern Illinois, 2011
Scored 2 touchdowns rushing	Jeff Scott and Brandon Bolden at Fresno State, 2011 (2)
Scored 3 touchdowns receiving	Chris Collins vs. Auburn, 2002
Scored 2 touchdowns receiving	Donte Moncrief vs. Arkansas, 2011 (2)
Intercepted 3 passes	Don Price vs. Vanderbilt, 1986 (3)
Intercepted 2 passes	Dustin Mouzon vs. Memphis, 2007 (2)
Forced 3 fumbles	Rory Johnson vs. Vanderbilt, 2006 (3)
Recovered 2 fumbles	Rory Johnson vs. Vanderbilt, 2006 (2)
Punted for a 70-yard game average	Bill Smith vs. Southern Miss, 1984 (2-84.5)
Kicked a 45-yard Field Goal	Joshua Shene vs. LSU, 2009 (45)
Kicked a 50-yard Field Goal	Joshua Shene vs. Auburn, 2007 (51)
Kicked five field goals in game	Bryson Rose vs. Louisiana, 2010 (5)
Kicked four field goals in game	Bryson Rose vs. Louisiana, 2010 (5)

**BYU 14, OLE MISS 13**

Game #1 • Sept. 3, 2011

Attendance: 55,124 • Vaught-Hemingway Stadium • Oxford, Miss.

OXFORD, Miss. - Defensive back Charles Sawyer returned an interception 96 yards for a touchdown, but BYU rallied to defeat Ole Miss 14-13 in front of 55,127 at Vaught-Hemingway Stadium in the season opener for both teams.

Ole Miss led 3-0 at halftime and stretched it to 10-0 with 8:34 left in the third quarter on a 96-yard interception return for a touchdown by Sawyer.

BYU trailed 13-0 early in the fourth quarter, but Jake Heaps hit Ross Apo for a 19-yard touchdown with 9:52 remaining to pull within 13-7. Less than five minutes later, BYU's defensive pressure forced Ole Miss quarterback Zack Stoudt to fumble, and Van Noy jumped on the football to cap a stunning comeback.

BYU won its first game as an independent after leaving the Mountain West Conference last year. Heaps completed 24 of 38 passes for 225 yards, one touchdown and one interception. The Cougars outgained the Rebels 318-208.

The first half was full of punts, defense and missed opportunities. BYU gained just 102 yards while Ole Miss managed just 93. Bryson Rose kicked a 20-yard field goal with 49 seconds left in the first half to give the Rebels a 3-0 halftime lead.

Ole Miss sophomore Barry Brunetti started at quarterback before giving way to Zack Stoudt late in the second quarter.

Stoudt's presence immediately energized the Rebels. The junior completed two passes for a combined 21 yards on his first drive, which ended in Rose's field goal just before the half. Stoudt finished 13 of 25 passing for 140 yards.

But the Rebels really didn't get going until Sawyer's interception, which stretched the lead to 10-0 and was the program's longest interception return for a touchdown since 2007. Another Rose field goal stretched the Rebels' lead to 13-0 early in the fourth quarter.

But the Cougars kept pounding away, with a 69-57 advantage in offensive plays. By the fourth quarter, the Rebels' defense looked gassed, and didn't have an answer for the BYU offense.

The biggest play was Stoudt's fumble. Three BYU defenders converged on Stoudt, slamming him to the turf as the ball popped loose. Van Noy took advantage of the opportunity, pouncing on the bouncing ball to lead the Cougars to the victory.

BYU	0	0	0	14	—	14
Ole Miss	0	3	7	3	—	13
<b>1st Quarter</b>						
(None)						
<b>2nd Quarter</b>						
0:49	UM	B. Rose 20-yard field goal				
<b>3rd Quarter</b>						
8:34	UM	C. Sawyer 96-yard interception return (B. Rose kick)				
<b>4th Quarter</b>						
14:15	UM	B. Rose 29-yard field goal				
9:52	BYU	R. Apo 19-yard pass from J. Heaps (J. Sorensen kick)				
5:09	BYU	K. Van Noy 3-yard fumble return (J. Sorensen kick)				

Team Stats	BYU	UM	Individual Leaders
First Downs	20	13	<b>Rushing</b>
Rushes-Yards	31-91	28-63	BYU: J. DiLuigi, 12-56
Passing Yards	225	145	B. Kariya, 11-35
Att.-Comp.-Int.	38-24-1	29-16-0	UM: E. Davis, 12-33
Total Plays-Yards	69-316	57-208	B. Bolden, 4-21
Fumbles-Lost	0-0	2-2	<b>Passing</b>
Penalties-Yards	6-40	4-40	BYU: J. Heaps, 38-24-1-225
Punts-Average	5-36.2	4-56.8	UM: Z. Stoudt, 26-14-0-141
Punt Returns	3-29	1-44	Brunetti, 3-2-0-4
KO Returns	2-52	2-27	<b>Receiving</b>
Interceptions	0-0	1-96	BYU: J. DiLuigi, 5-32
Possession Time	34:37	25:23	R. Apo, 4-46
3rd Down Conv.	6/13	3/12	J. Logan, 4-52
4th Down Conv.	0/0	0/2	D. Moncrief, 3-16
Sacks By-Yards	1-12	1-9	J. Scott, 2-25

**OLE MISS 42, SOUTHERN ILLINOIS 24**

Game #2 • Sept. 10, 2011

Attendance: 58,504 • Vaught-Hemingway Stadium • Oxford, Miss.

OXFORD, Miss. (AP) - Jeff Scott waited more than a season for a chance to be Ole Miss' featured running back. Four touchdowns later, the sophomore certainly made the most of his opportunity.

The 5-foot-7, 175-pound Scott rushed for three touchdowns and added another on a punt return, turning in a spectacular performance as Ole Miss downed Southern Illinois 42-24 on Saturday night.

Scott scored three touchdowns in the first six minutes of the game with the third coming on a 67-yard punt return that ended with him tip-toeing down the right sideline and just inside the bright orange pylon. It gave Ole Miss a 21-0 lead and the rout appeared to be well underway.

But the rest of the game wasn't as easy. Ole Miss (1-1) had a 35-10 lead early in the third quarter before Southern Illinois responded with two touchdown drives in the second half to pull within 35-24.

Steve Strother rushed for 116 yards for Southern Illinois (1-1), but the Salukis couldn't overcome four interceptions thrown by Paul McIntosh.

Ole Miss was playing without its top two running backs - seniors Brandon Bolden and Enrique Davis - after the pair suffered injuries in last week's season opener against BYU. But Scott was stellar in their place, rushing for touchdowns of 37 and 4 yards in the opening minutes before the punt return for a touchdown pushed the Rebels' lead to 21-0 with 9:09 remaining in the first half.

Scott's fourth touchdown of the night stretched the Rebels' lead to 35-10 with 10:23 left in the third quarter, but SIU responded with two touchdowns to pull within 35-24 with 6:39 remaining in the fourth quarter.

Zack Stoudt was decent in his first start as the Ole Miss quarterback, completing 11 of 18 passes for 118 yards and a touchdown.

Randall Mackey also saw his first action behind center, completing his only pass attempt for 18 yards and rushing for 36 yards on six carries.

Southern Illinois outgained Ole Miss 420-315. But Ole Miss coach Houston Nutt didn't dwell on the less-than-stellar numbers.

Southern Illinois	3	7	7	7	—	24
Ole Miss	21	7	7	7	—	42
<b>1st Quarter</b>						
11:20	UM	J. Scott 37-yard run (B. Rose kick)				
10:51	UM	J. Scott 4-yard run (B. Rose kick)				
09:09	UM	J. Scott 67-yard punt return (B. Rose kick)				
03:01	SIU	J. MacLachlan 33-yard field goal				
<b>2nd Quarter</b>						
11:58	UM	J. Mosley 3-yard pass from Z. Stoudt (B. Rose kick)				
03:09	SIU	J. Hampton 2-yard run (J. MacLachlan kick)				
<b>3rd Quarter</b>						
10:23	UM	J. Scott 7-yard run (B. Rose kick)				
00:03	SIU	R. Hicks 1-yard pass from P. McIntosh (J. MacLachlan kick)				
<b>4th Quarter</b>						
06:39	SIU	C. Fuller 31-yard pass from P. McIntosh (J. MacLachlan kick)				
01:28	UM	D. Thomas 3-yard run (B. Rose kick)				

Team Stats	SIU	UM	Individual Leaders
First Down	19	10	<b>Rushing</b>
Rushes-Yards	38-223	40-179	SIU: S. Strother, 10-116
Passing Yards	197	136	P. McIntosh, 14-80
Att.-Comp.-Int.	14-30-4	12-19-0	UM: J. Scott, 16-118
Total Plays-Yards	420	315	D. Thomas, 9-42
Fumbles-Lost	0-0	2-1	<b>Passing</b>
Penalties-Yards	5-44	8-85	SIU: P. McIntosh, 30-14-4-197
Punts-Average	47.7	42.2	UM: Z. Stoudt, 18-11-0-118
Punt Returns	1-0	2-63	R. Mackey, 1-1-0-18
KO Returns	3-78	5-104	<b>Receiving</b>
Interceptions	0-0	4-37	SIU: J. Lantz, 4-75
Possession Time	30:57	29:03	L. Standiford, 2-60
3rd Down Conv.	7/15	3/9	UM: J. Logan, 4-54
4th Down Conv.	3/3	0/0	D. Moncrief, 2-19
Sacks By-Yards	3-19	1-1	J. Mosley, 2-5

**VANDERBILT 30, OLE MISS 7**

Game #3 • Sept. 17, 2011  
Attendance: 34,579 • Vanderbilt Stadium • Nashville, Tenn.

NASHVILLE, Tenn. (AP) - Vanderbilt scored 21 straight in the second quarter, as Ole Miss dropped its Southeastern Conference opener to the Commodores 30-7 here Saturday at Vanderbilt Stadium.

The win marks Vanderbilt's first 3-0 start since 2008 when the Commodores won their first bowl since 1955. The Commodores also beat Ole Miss (1-2) in the Southeastern Conference opener for both teams for their fifth win in seven years in this series.

The Commodores outgained Ole Miss 387-234 in total offense. Running back Zac Stacy rushed for 169 yards, including a 77-yard TD run.

Vanderbilt picked off five passes, all off Zack Stoudt, and Trey Wilson's interception return for a TD is the Commodores' third this season. Stoudt came through with a 47-yard TD pass to Donte Moncrief with 2:15 left to avoid being shut out by Vandy for the first time since 1946.

The Commodores got going late in the second and took control. Stacy picked up 26 yards after Smith handed the ball off to the running back using his left, non-throwing hand, almost directly behind him in a bit of nice misdirection. Smith finished off the drive on an option keeper for 19 yards and a 7-0 lead with 5:40 left in the second quarter.

With Ole Miss facing third-and-15, defensive end Walker May hurried Stoudt into a throw that went straight to Wilson, and the Vanderbilt cornerback ran it back up the left sideline for a 14-0 lead with 4:39 remaining. It was Wilson's second TD off an interception this season and the third overall for Vanderbilt - the first time the Commodores have had three of those in a season.

After another Ole Miss three-and-out, Seymour pushed his way in to finish off a 9-yard TD and a 21-0 lead that had Commodores' fans celebrating a rare early lead.

Ole Miss	0	0	0	7	—	7
Vanderbilt	0	21	9	0	—	30
<b>1st Quarter</b>						
(No Scoring)						
<b>2nd Quarter</b>						
5:40	VU	L. Smith 19-yard run (C. Spear kick)				
4:38	VU	T. Wilson 52-yard interception return (C. Spear kick)				
0:25	VU	J. Seymour 9-yard run (C. Spear kick)				
<b>3rd Quarter</b>						
13:59	VU	TEAM safety				
1:24	VU	Z. Stacy 77-yard run (C. Spear kick)				
<b>4th Quarter</b>						
2:15	UM	D. Moncrief 47-yard pass from Z. Stoudt (B. Rose kick)				

Team Stats	UM	VU
First Down	13	19
Rushes-Yards	32-85	49-281
Passing Yards	149	106
Att.-Comp.-Int.	15-30-5	14-22-1
Total Plays-Yards	62-234	71-387
Fumbles-Lost	1-0	4-2
Penalties-Yards	6-51	7-40
Punts-Average	6-44.5	4.51.8
Punt Returns	1-13	3-17
KO Returns	4-78	2-45
Interceptions	1-0	5-93
Possession Time	28:14	31:46
3rd Down Conv.	4-14	4-12
4th Down Conv.	1-2	0-2
Sacks By-Yards	2-17	1-1

Individual Leaders
<b>Rushing</b>
UM: J. Scott, 15-43
B. Bolden, 8-39
VU: Z. Stacy, 11-169
J. Seymour, 16-60
<b>Passing</b>
UM: Z. Stoudt, 26-13-5-139
R. Mackey, 4-2-0-10
VU: L. Smith, 20-13-1-103
<b>Receiving</b>
UM: J. Logan, 3-48
B. Bolden, 2-20
D. Moncrief, 1-47
VU: W. Tate, 4-26
C. Boyd, 3-18

**GEORGIA 27, OLE MISS 13**

Game #4 • Sept. 24, 2011  
Attendance: 58,042 • Vaught-Hemingway Stadium • Oxford, Miss.

OXFORD, Miss. (AP) - Ole Miss could not overcome a big Georgia first half in a 27-13 setback on Saturday at Vaught-Hemingway Stadium.

The Bulldogs jumped out to a 17-0 lead by midway through the second quarter and took a 24-13 lead into halftime. Bulldogs' kicker Blair Walsh missed three field goals in the second half, but the Ole Miss offense could never capitalize.

Freshman Isaiah Crowell had several big gains on the ground, and Andy Murray's 2-yard touchdown pass to Orson Charles gave the Bulldogs a 17-0 lead with 6:01 in the second quarter.

But the Rebels responded with a flurry. After a reverse handoff, Randall Mackey hit a wide-open Donte Moncrief for a 38-yard touchdown to pull within 17-7. Then Ole Miss immediately recovered an onside kick and the Vaught-Hemingway Stadium crowd of 58,042 had something to cheer about.

The momentum was short lived. Mackey threw an interception three plays later.

Both of the Rebels' touchdowns came after a reverse. Mackey threw a 38-yard touchdown pass to Moncrief after taking a handoff from running back Jeff Scott. Nick Brassell scored on an 81-yard punt return after Scott caught the punt, ran across the field and handed off to Brassell.

Scott appeared to give the Rebels a second punt return for a score in the game's final minute, but the 67-yard TD return was called back on a blocking penalty.

The Rebels rotated Zack Stoudt and Mackey throughout the game. Stoudt completed just 7 of 23 passes for 71 yards and an interception. Mackey completed 3 of 7 passes for 78 yards, a touchdown and an interception.

Murray completed 17 of 26 passes for 268 yards and two touchdowns. Crowell rushed for 147 yards on 30 carries, helping the Bulldogs (2-2, 1-1 Southeastern Conference) grind to the road victory. Malcolm Mitchell caught three passes for 93 yards as the Bulldogs gained 475 total yards.

Georgia	10	14	0	3	—	27
Ole Miss	0	13	0	0	—	13
<b>1st Quarter</b>						
6:52	UG	B. Walsh 36-yard field goal				
1:08	UG	A. Murray 1-yard run (B. Walsh kick)				
<b>2nd Quarter</b>						
6:01	UG	O. Charles 2-yard pass from A. Murray (B. Walsh kick)				
5:00	UM	D. Moncrief 38-yard pass from R. Mackey (B. Walsh kick)				
2:38	UG	A. White 35-yard pass from A. Murray (B. Walsh kick)				
0:49	UM	N. Brassell 81-yard punt return (kick failed)				
<b>3rd Quarter</b>						
None						
<b>4th Quarter</b>						
4:16	UG	B. Walsh 43-yard field goal				

Team Stats	UG	UM
First Down	25	8
Rushes-Yards	56-207	26-34
Passing Yards	268	149
Att.-Comp.-Int.	26-17-1	30-12-2
Total Plays-Yards	82-475	56-183
Fumbles-Lost	2-0	0-0
Penalties-Yards	4-30	8-69
Punts-Average	4-55.2	9-50.8
Punt Returns	2-0	3-102
KO Returns	2-33	3-50
Interceptions	2-26	1-0
Possession Time	38:36	21:17
3rd Down Conv.	8-18	3-14
4th Down Conv.	1-1	0-1
Sacks By-Yards	4-42	3-15

Individual Leaders
<b>Rushing</b>
UG: I. Crowell, 30-147
R. Samuel, 10-40
UM: J. Scott, 8-34
N. Brassell, 1-14
<b>Passing</b>
UG: A. Murray, 26-17-1-268
Z. Stoudt, 23-9-1-71
R. Mackey, 7-3-1-78
<b>Receiving</b>
UG: O. Charles, 5-59
M. Mitchell, 3-52
UM: D. Moncrief, 3-68
N. Brassell, 2-52

## OLE MISS 38, FRESNO STATE 28

Game #5 • Oct. 1, 2011

Attendance: 32,063 • Jim Sweeney Field • Fresno, Calif.

**FRESNO, Calif. (AP)** - Running back Jeff Scott rushed for a career-high 138 yards and scored two touchdowns, and senior running back Brandon Bolden added two touchdowns to lead the Ole Miss Rebels (2-3) to a 38-28 win against Fresno State at Jim Sweeney Field.

The Rebels capped their first trip ever to California by earning their first win of the season against an FBS-level team.

Ole Miss led Fresno State 20-14 at the half behind Bolden's two TD runs. The Baton Rouge, La., native now ranks second in Ole Miss history with 25 rushing TDs and 30 total touchdowns. He also moved into sixth place in school history with 3,206 all-purpose yards. In two career games versus Fresno State, Bolden has 271 yards rushing and five TDs.

Scott tore off a 69-yard touchdown run in the third quarter, which was the longest TD run by a Rebel since Scott's 83-yard score against Auburn last season. Scott posted his third career 100-yard rushing game and his second of the season. He also caught one pass for 24 yards and added 44 yards on kickoff returns. The 206 all-purpose yards mark the second 200-yard all-purpose game of his season and the third of his career.

The Bulldogs scored twice in the third quarter and led 28-27 heading into the final frame, but it was all Rebels in the final 15 minutes. Scott scored his second touchdown - a 12-yard run - with 8:49 remaining for the go ahead score and the Rebels added the two-point conversion for a 35-28 lead.

Junior Bryson Rose connected on a 24-yard field goal attempt with 3:24 left in the fourth quarter and has now made 13 consecutive field goal attempts dating back to last season.

In his first career start, junior quarterback Randall Mackey threw for 214 yards and one touchdown on 8-of-18 passing. He also rushed five times for 35 yards.

Ole Miss	13	7	7	11	—	38
Fresno State	14	0	14	0	—	28
<b>1st Quarter</b>						
8:08	FSU	R. Evans 2-yard pass from D. Carr (K. Goessling kick)				
6:52	UM	B. Bolden 21-yard run (B. Rose kick)				
2:08	UM	M. Harris 22-yard pass from R. Mackey (kick blocked)				
0:14	FSU	J. Saunders 26-yard run (K. Goessling kick)				
<b>2nd Quarter</b>						
9:50	UM	B. Bolden 12-yard run (B. Rose kick)				
<b>3rd Quarter</b>						
13:01	FSU	R. Rouse 7-yard run (K. Goessling kick)				
11:15	UM	J. Scott 69-yard run (B. Rose kick)				
6:15	FSU	D. Carr 1-yard run (K. Goessling kick)				
<b>4th Quarter</b>						
8:49	UM	J. Scott 12-yard run (D. Moncrief pass from R. Mackey)				
3:42	UM	B. Rose 24-yard field goal				

Team Stats	UM	FSU	Individual Leaders
First Downs	19	25	
Rushes-Yards	44-216	36-163	<b>Rushing</b>
Passing Yards	214	281	UM: J. Scott, 24-138
Att.-Comp.-Int.	18-8-0	38-25-1	B. Bolden, 6-43
Total Plays-Yards	62-430	74-444	R. Mackey, 5-35
Fumbles-Lost	1-0	5-1	FSU: R. Rouse, 28-126
Penalties-Yards	10-107	4-40	J. Saunders, 2-57
Punts-Average	6-39.7	4-38.8	<b>Passing</b>
Punt Returns	0-0	2-31	UM: R. Mackey, 18-8-0-214
KO Returns	4-99	5-98	FSU: D. Carr, 37-25-1-281
Interceptions	1-5	0-0	<b>Receiving</b>
Possession Time	28:06	31:54	UM: J. Logan, 3-65
3rd Down Conv.	6-13	6-13	D. Moncrief, 1-57
4th Down Conv.	0-0	1-1	N. Brassell, 1-40
Sacks By-Yards	2-18	1-7	FSU: J. Saunders, 6-127
			I. Burse 6-47

## #2 ALABAMA 52, OLE MISS 7

Game #6 • Oct. 12, 2011

Attendance: 61,723 • Vaught-Hemingway Stadium • Oxford, Miss.

**OXFORD, Miss. (AP)** - Freshman Nickolas Brassell posted his first career 100-yard receiving game as Ole Miss fell to No. 2 Alabama 52-7 in front of a crowd 61,792 in Vaught-Hemingway Stadium, which marked the fourth-largest crowd in Ole Miss history.

Alabama running back Trent Richardson ran for a career-best 183 yards and set another a career best with four touchdowns. Richardson put the Rebels (2-4, 0-3 SEC) away with an electric 76-yard run midway through the third quarter.

Randall Mackey's 59-yard pass completion to the 2 on the game's fourth play helped the Rebels take a 7-0 lead on their opening drive. But after giving up 72 yards on that drive's five plays, the Crimson Tide held Ole Miss without a yard for the rest of the half, a total of 18 plays, on the way to a 17-7 lead.

Alabama turned up the offensive intensity in the second half, scoring on five of six offensive possessions. The sixth ended deep in Ole Miss territory as time expired.

Richardson and Fowler, who finished with 125 yards rushing, helped the Tide rush for 389 yards (9.3 yards per carry) and Alabama finished with 615 total. The Rebels didn't find much room in the second half either, and finished with 113 total yards and just 28 rushing.

The Crimson Tide forced two turnovers, sacked Mackey five times and stopped the Rebels' only real second-half threat with a goal-line stand.

The Rebels, already without four players due to suspension, lost two key defenders to injuries as well. Cornerback Marcus Temple fractured his right ankle in the first half and defensive end Wayne Dorsey was lost in the second half to an unspecified injury.

Alabama	7	10	28	7	---	52
Ole Miss	7	0	0	0	---	7
<b>1st Quarter</b>						
12:38	UM	J. Scott 1-yard run (B. Rose kick)				
8:24	UA	T. Richardson 8-yard run (J. Shelley kick)				
<b>2nd Quarter</b>						
14:11	UA	T. Richardson 7-yard run (J. Shelley kick)				
1:14	UA	J. Shelley 24-yard kick				
<b>3rd Quarter</b>						
12:30	UA	T. Richardson 8-yard run (J. Shelley kick)				
7:37	UA	T. Richardson 76-yard run (J. Shelley kick)				
6:44	UA	J. Fowler 8-yard run (J. Shelley kick)				
2:08	UA	B. Gibson 10-yard pass from A. McCarron (J. Shelley kick)				
<b>4th Quarter</b>						
10:08	UA	J. Fowler 69-yard run (J. Shelley kick)				

Team Stats	UA	UM	Individual Leaders
First Downs	27	9	
Rushes-Yards	42-389	31-28	<b>Rushing</b>
Passing Yards	226	113	UA: T. Richardson, 17-183
Att.-Comp.-Int.	25-20-0	21-10-1	J. Fowler, 9-125
Total Plays-Yards	67-615	52-141	B. Sims, 5-74
Fumbles-Lost	0-0	1-1	UM: D. Thomas, 4-12
Penalties-Yards	5-35	0-0	J. Scott, 7-11
Punts-Average	1-44.0	7-39.7	Mackey, 12-6
Punt Returns	2-16	0-0	<b>Passing</b>
KO Returns	2-43	9-223	UA: A. McCarron, 24-19-0-224
Interceptions	0	1	UM: R. Mackey, 21-10-1-113
Possession Time	33:56	26:04	<b>Receiving</b>
3rd Down Conv.	7 of 11	4 of 14	UA: D. Hanks, 4-63
4th Down Conv.	1 of 1	1 of 2	K. Bell, 3-31
Sacks By-Yards	5-34	1-14	UM: N. Brassell, 4-101
			J. Scott, 3-3

#10 ARKANSAS 29, OLE MISS 24

Game #7 • Oct. 19, 2011

Attendance: 61,723 •Vaught-Hemingway Stadium • Oxford, Miss.

OXFORD, Miss. (AP) - Junior Randall Mackey threw two touchdowns and rushed for another, but Ole Miss could not hold on to an early 17-0 lead as the Rebels fell to No. 9 Arkansas 29-24 on Saturday.

Tyler Wilson threw for 232 yards and rushed for two touchdowns. Dennis Johnson rushed for 160 yards on 15 carries, including a 52-yard touchdown. Joe Adams caught four passes for 124 yards.

Ole Miss took a 17-0 lead with 6:20 remaining in the second quarter after Mackey's 3-yard touchdown run, but the Razorbacks responded with 29 unanswered points to take the lead.

The Razorbacks' league-leading passing offense was never at its best, but Wilson was effective when it mattered. He completed 13 of 28 passes and didn't throw an interception.

Ole Miss took a 3-0 lead on Bryson Rose's 43-yard field goal late in the first quarter and then stretched it to 10-0 on Mackey's 31-yard touchdown pass to Donte Moncrief on the first play of the second quarter.

The Rebels stretched their lead on Mackey's 3-yard touchdown run to go up 17-0 before the Razorbacks finally showed some life with Johnson's 52-yard touchdown run that pulled the half-time score to 17-7.

Arkansas kept the momentum in the second half. The Razorbacks scored on two field goals by Zach Hocker, Wilson's two short TDs and a safety by linebacker Jerry Franklin to go up 29-17 early in the fourth quarter.

The Ole Miss offense, which was so impressive in the first half, struggled after halftime until a late surge.

Mackey found Moncrief in the corner of the end zone for a 4-yard touchdown - his second of the game - and the Rebels pulled within 29-24. The onside kick was recovered by Ole Miss tight end Jamal Mosley with 1:21 remaining and the Rebels briefly had life. But Eric Bennett intercepted an Mackey pass on the second play of the drive and the Razorbacks were able to run out the clock.

Mackey completed 18 of 30 passes for 219 yards, two touchdowns and one interception in this third career start. Brandon Bolden rushed for 68 yards on 14 carries, but was hobbled after a second-quarter ankle injury and never looked the same.

Arkansas	0	7	19	3	----	29
Ole Miss	3	14	0	7	----	24
<b>1st Quarter</b>						
3:42	UM	B. Rose 43-yard field goal				
<b>2nd Quarter</b>						
14:50	UM	D. Moncrief 31-yard pass from R. Mackey (B. Rose kick)				
6:42	UM	R. Mackey 3-yard run (B. Rose kick)				
5:11	AR	D. Johnson 52-yard run (Z. Hocker kick)				
<b>3rd Quarter</b>						
11:55	AR	Z. Hocker 33-yard field goal				
6:48	AR	T. Wilson 1-yard run (Z. Hocker kick)				
3:22	AR	T. Wilson 1-yard run (Z. Hocker kick)				
0:14	AR	J. Franklin safety				
<b>4th Quarter</b>						
11:31	AR	Z. Hocker 23-yard field goal				
1:23	UM	D. Moncrief 4-yard pass from R. Mackey (B. Rose kick)				

Team Stats	AR	UM	Individual Leaders
First Downs	20	24	<b>Rushing</b>
Rushes-Yards	29-206	46-151	AR: D. Johnson, 15-160
Passing Yards	232	219	M. Wade, 1-37
Att.-Comp.-Int.	13-28-0	18-30-1	UM: B. Bolden, 14-68
Total Plays-Yards	57-438	76-370	J. Scott, 13-33
Fumbles-Lost	1-1	0-0	R. Mackey, 13-30
Penalties-Yards	2-4	12-85	<b>Passing</b>
Punts-Average	4-43.8	6-37.7	AR: T. Wilson, 28-13-0-232
Punt Returns	1-7	1-0	UM: R. Mackey, 30-18--1-219
KO Returns	3-84	4-58	<b>Receiving</b>
Interceptions	1-46	0-0	AR: J. Adams, 4-124
Possession Time	22:42	37:18	C. Gragg, 3-39
3rd Down Conv.	4-13	4-13	UM: N. Brassell, 8-70
4th Down Conv.	2-3	2-2	D. Moncrief, 5-73
Sacks By-Yards	3-36	1-4	J. Mosley, 2-38



**83 - FERBIA ALLEN**

6-4 • 250 • Jr.-2L • TE  
Pine Bluff, Ark. (Dollarway)

Has played in seven games and started six ... vs. *BYU* (9/3): Earned the starting nod at tight end and pulled in one catch for 13 yards ... vs. *Southern Illinois* (9/10): Caught one pass for 21 yards in start ... at *Vanderbilt* (9/17): Pulled in two receptions for 19 yards in start ... vs. *Georgia* (9/24): Started but did not catch a pass ... at *Fresno State* (10/1): Started but did not catch a pass ... vs. *Alabama* (10/15): Saw action ... vs. *Arkansas* (10/22): Started but did not catch a pass.

**ALLEN'S CAREER STATISTICS**

—RECEIVING—

Year	G-S	Rec	Yds	TD	Lg	Avg.
2009	13-5	6	46	0	13	7.7
2010	12-8	5	51	1	27	10.2
2011	7-6	4	53	0	21	13.2
<b>Total</b>	<b>32-19</b>	<b>15</b>	<b>150</b>	<b>1</b>	<b>27</b>	<b>10.0</b>

**ALLEN'S CAREER HIGHS**

RECEPTIONS: 3, vs. Southeastern La. (9/19/09)  
RECEIVING YARDS: 29, vs. Southeastern La. (9/19/09)  
LONG RECEPTION: 27, vs. Jacksonville State (9/4/10)  
RECEIVING TDs: 1, vs. Kentucky (10/2/10)

**86 - TYLER BAKER**

5-9 • 180 • Fr.-HS • WR  
Bullard, Texas (Brook Hill School)

Has not seen action ... Non-scholarship player who joined the team this fall.

**29 - ABDULAI BANGURA**

5-8 • 177 • Fr.-HS • CB  
Takoma Park, Md. (Eleanor Roosevelt)

Has not seen action ... Non-scholarship player who joined the team prior to spring drills.

**68 - JUSTIN BELL**

6-2 • 337 • Fr.-HS • OL  
Jackson, Miss. (Callaway)

Has not seen action ... Member of the 2011 signing class.

**95 - BRYON BENNETT**

6-2 • 294 • Fr.-RS • DT  
Madison, Miss. (Madison Central)

Has played in seven games with four starts ... vs. *BYU* (9/3): Assisted on a tackle ... vs. *Southern Illinois* (9/10): Saw action ... at *Vanderbilt* (9/17): Made one tackle ... vs. *Georgia* (9/24): Made first career start at nose tackle and recorded three solo tackles and 2.0 TFLs. ... at *Fresno State* (10/1): Assisted on a tackle in start ... vs. *Alabama* (10/15): Made one solo tackle in start ... vs. *Arkansas* (10/22): Recorded two solo tackles and one quarterback hurry.

**BENNETT'S CAREER STATISTICS**

—DEFENSE—

Year	G-S	UT	AT	TT	TFL-YDS	Sacks-Yds
2011	7-4	7	2	9	2.0-7	0.0-0
<b>Total</b>	<b>7-4</b>	<b>7</b>	<b>2</b>	<b>9</b>	<b>2.0-7</b>	<b>0.0-0</b>

Year	CF	FR	PD	PRES	INT	BLK
2011	0	0	0	1	0	0
<b>Total</b>	<b>0</b>	<b>0</b>	<b>0</b>	<b>1</b>	<b>0</b>	<b>0</b>

**BENNETT'S CAREER HIGHS**

TACKLES: 3, vs. Georgia (9/24/11)  
SOLO TACKLES: 3, vs. Georgia (9/24/11)  
TACKLES FOR LOSS: 2.0, vs. Georgia (9/24/11)

**48 - JUSTIN BIGHAM**

6-4 • 240 • So.-Sq • FB  
Southaven, Miss. (DeWitt)

Has played in six games on special teams ... vs. *Southern Illinois* (9/10): Saw his first career action when he played on special teams ... at *Vanderbilt* (9/17): Saw action ... vs. *Georgia* (9/24): Saw action ... vs. *Alabama* (10/15): Saw action ... vs. *Arkansas* (10/22): Returned one kickoff for no gain ... Non-scholarship player who joined the team in 2009.

**BIGHAM'S CAREER STATISTICS**

—RUSHING—

Year	G-S	Att	Yds	TD	Lg	Avg.
2011	6-0	0	0	0	0	0.0
<b>Total</b>	<b>6-0</b>	<b>0</b>	<b>0</b>	<b>0</b>	<b>0</b>	<b>0.0</b>

—KICKOFF RETURNS—

Year	G	Ret	Yds	TD	Lg	Avg.
2011	6	1	0	0	0	0.0
<b>Total</b>	<b>6</b>	<b>1</b>	<b>0</b>	<b>0</b>	<b>0</b>	<b>0.0</b>

**34 - BRANDON BOLDEN**

5-11 • 215 • Sr.-3L • RB  
Baton Rouge, La. (Scotlandville Magnet)

Named a team captain for the 2011 season ... Has played in five games with one start ... Slightly fractured his ankle in the season opener and missed the Southern Illinois game ... vs. *BYU* (9/3): Carried the ball four times for 21 yards before being injured ... at *Vanderbilt* (9/17): Returned from injury to rush for 39 yards on eight carries and catch two passes for 20 yards ... Also recorded a pair of tackles ... vs. *Georgia* (9/24): Rushed five times for two yards, caught a pass for 13 yards and made one tackle ... at *Fresno State* (10/1): Carried the ball six times for 43 yards and two touchdowns ... Also caught one pass for six yards and recorded one tackle ... vs. *Arkansas* (10/22): Carried the ball 14 times for 68 yards and caught one pass for 12 yards ... Chosen preseason All-SEC third team by *Athlon* and *Phil Steele* ... Named the SEC's Best Blocking Back by *Birmingham News* (SEC SIDs) ... Listed as the nation's No. 25 running back by *Lindy's* ... Entered senior season ranked second in school history in both TDs scored (28) and rushing TDs (23), seventh in rushing yards (2,132) and eighth in all-purpose yards (3,962) ... Received the Jeff Hamm Award for the Most Outstanding Offensive Player of spring drills.

**BOLDEN'S CAREER STATISTICS**

—RUSHING—

Year	G-S	Att	Yds	TD	Lg	Avg.
2008	13-0	98	542	5	44	5.5
2009	13-8	129	614	4	45	4.8
2010	12-11	163	976	14	71	6.0
2011	5-1	37	173	2	25	4.7
<b>Total</b>	<b>43-20</b>	<b>427</b>	<b>2305</b>	<b>25</b>	<b>71</b>	<b>5.4</b>

—PASSING—

Year	G-S	Cmp-Att	Pct.	Yds	TD	INT	LP
2008	13-0	1-1	1.000	37	0	0	37
2010	12-11	1-1	1.000	7	0	0	7
<b>Total</b>	<b>43-20</b>	<b>2-2</b>	<b>1.000</b>	<b>44</b>	<b>0</b>	<b>0</b>	<b>37</b>

—RECEIVING—

Year	G-S	Rec	Yds	TD	Lg	Avg.
2008	13-0	10	107	1	33	10.7
2009	13-8	20	209	1	43	10.4
2010	12-11	32	344	3	45	10.8
2011	5-1	5	51	0	14	10.2
<b>Total</b>	<b>43-20</b>	<b>67</b>	<b>711</b>	<b>5</b>	<b>45</b>	<b>10.6</b>

—KICKOFF RETURNS—

Year	G	Ret	Yds	TD	Lg	Avg.
2008	13	7	108	0	28	15.4
2009	13	7	162	0	29	23.1
<b>Total</b>	<b>43</b>	<b>14</b>	<b>270</b>	<b>0</b>	<b>29</b>	<b>19.3</b>

—SPECIAL TEAMS TACKLES—

Year	G	UT	AT	TT
2008	13	1	0	1

2009	13	1	1	2
2010	12	4	1	5
2011	5	4	0	4
<b>Total</b>	<b>43</b>	<b>10</b>	<b>2</b>	<b>12</b>

**BOLDEN'S CAREER HIGHS**

RUSHING ATTEMPTS: 23, vs. Kentucky (10/2/10)  
RUSHING YARDS: 228, vs. Fresno State (9/25/10)  
LONGEST RUSH: 71, vs. Fresno State (9/25/10)  
RUSHING TDs: 2, 7x, MR: at Fresno State (10/1/11)  
100-YARD RUSHING GAMES: 7, MR: 113, at Tennessee (11/13/10)  
200-YARD RUSHING GAMES: 1, 228, vs. Fresno State (9/25/10)  
RECEPTIONS: 6, vs. Mississippi State (11/27/10)  
RECEIVING YARDS: 80, vs. Louisiana-Lafayette (11/6/10)  
RECEIVING TDs: 1, 5x, MR: vs. Louisiana-Lafayette (11/6/10)  
LONG RECEPTION: 45, vs. Louisiana-Lafayette (11/6/10)  
PASSING ATTEMPTS: 1, 2x, MR at LSU (11/20/10)  
COMPLETIONS: 1, vs. Memphis (8/30/08)  
PASSING YARDS: 37, vs. Memphis (8/30/08)  
LONG COMPLETION: 37, vs. Memphis (8/30/08)  
KICKOFF RETURNS: 3, 2x, MR: at Wake Forest (9/6/08)  
KICKOFF RETURN YARDS: 53, vs. Memphis (8/30/08)  
LONG RETURN: 29, at South Carolina (9/24/09)  
ALL-PURPOSE YARDS: 243, vs. Fresno State (9/25/10)  
TOTAL TDs: 3, vs. Fresno State (9/25/10)

**2 - NICKOLAS BRASELL**

6-0 • 172 • Fr.-HS • WR  
Batesville, Miss. (South Panola)

Has played in seven games with three starts (at WR) ... Plays on offense, defense and special teams ... vs. *BYU* (9/3): Earned the starting nod at flanker in his first collegiate game ... Rushed for -1 yards on two carries ... vs. *Southern Illinois* (9/10): Caught his first career pass for 6 yards and also rushed once for a 12-yard gain ... at *Vanderbilt* (9/17): Saw first action on defense and made one tackle, forced a fumble, recovered a fumble and broke up the first two passes thrown his way as a cornerback ... vs. *Georgia* (9/24): Caught two passes for 52 yards and rushed for 14 yards on two carries ... Returned his first career punt for an 84-yard touchdown ... Also made one tackle as a cornerback ... at *Fresno State* (10/1): Caught one pass for 40 yards and rushed for 14 yards on two carries ... Also recorded two tackles and a pass breakup as a cornerback ... vs. *Alabama* (10/15): Had a career-best game on offense and defense, catching four passes for 101 yards, including a career-long 59-yard reception that set up the only touchdown of the game for the Rebels ... Also recorded five tackles (all solo) at cornerback ... vs. *Arkansas* (10/22): Caught a career-high eight passes for 70 yards and rushed five times for 17 yards, while recording one tackle and one pass breakup on defense ... Member of the 2011 signing class.

**BRASELL'S CAREER STATISTICS**

—RUSHING—

Year	G-S	Att	Yds	TD	Lg	Avg.
2011	7-3	12	58	0	14	4.8
<b>Total</b>	<b>7-3</b>	<b>12</b>	<b>58</b>	<b>0</b>	<b>14</b>	<b>4.8</b>

—RECEIVING—

Year	G-S	Rec	Yds	TD	Lg	Avg.
2011	7-3	15	245	0	59	16.3
<b>Total</b>	<b>7-3</b>	<b>15</b>	<b>245</b>	<b>0</b>	<b>59</b>	<b>16.3</b>

—DEFENSE—

Year	G-S	UT	AT	TT	TFL-YDS	Sacks-Yds
2011	7-3	9	1	10	0.0-0	0.0-0
<b>Total</b>	<b>7-3</b>	<b>9</b>	<b>1</b>	<b>10</b>	<b>0.0-0</b>	<b>0.0-0</b>

Year	CF	FR	PD	PRES	INT	BLK
2011	1	1	4	0	0	0
<b>Total</b>	<b>1</b>	<b>1</b>	<b>4</b>	<b>0</b>	<b>0</b>	<b>0</b>

—PUNT RETURNS—

Year	G	Ret	Yds	TD	Lg	Avg.
2011	7	1	84	1	84	84.0
<b>Total</b>	<b>7</b>	<b>1</b>	<b>84</b>	<b>1</b>	<b>84</b>	<b>84.0</b>

**BRASELL'S CAREER HIGHS**

RUSHING ATTEMPTS: 5, vs. Arkansas (10/22/11)

RUSHING YARDS: 17, vs. Arkansas (10/22/11)  
 RECEPTIONS: 8, vs. Arkansas (10/22/11)  
 RECEIVING YARDS: 101, vs. Alabama (10/15/11)  
 LONG RECEPTION: 59, vs. Alabama (10/15/11)  
 TACKLES: 5, vs. Alabama (10/15/11)  
 PASSES DEFENDED: 2, at Vanderbilt (9/17/11)  
 FUMBLES FORCED: 1, at Vanderbilt (9/17/11)  
 FUMBLES RECOVERED: 1, at Vanderbilt (9/17/11)  
 PUNT RETURNS: 1, vs. Georgia (9/24/11)  
 PUNT RETURN YARDS: 84, vs. Georgia (9/24/11)  
 LONG PUNT RETURN: 84, vs. Georgia (9/24/11)

**12 - CHIEF BROWN**

6-0 • 193 • Fr.-HS • DB  
 Winona, Miss. (Winona)

Has not seen action ... Member of the 2011 signing class.

**57 - TERRELL BROWN**

6-10 • 377 • Jr.-Sq • DT  
 Drew, Miss. (Drew; Mississippi Delta C.C.)

Has played in four games ... vs. Georgia (9/24): Saw his first career action and assisted on a tackle (0.5 TFL) as a defensive tackle ... at Fresno State (10/1): Saw action ... vs. Alabama (10/15): Saw action ... vs. Arkansas (10/22): Saw action.

**T. BROWN'S CAREER STATISTICS**

—DEFENSE—

Year	G-S	UT	AT	TT	TFL-YDS	Sacks-Yds
2011	4-0	0	1	1	0.5-1	0.0-0
<b>Total</b>	<b>4-0</b>	<b>0</b>	<b>1</b>	<b>1</b>	<b>0.5-1</b>	<b>0.0-0</b>

**T. BROWN'S CAREER HIGHS**

TACKLES: 1, vs. Georgia (9/24/11)  
 TACKLES FOR LOSS: 0.5, vs. Georgia (9/24/11)

**11 - BARRY BRUNETTI**

6-0 • 215 • So.-TR • QB  
 Memphis, Tenn. (Memphis University School; West Virginia)

Has played in three games and started one ... vs. BYU (9/3): Earned the start at QB and completed 2-of-3 passes for 4 yards ... Also ran three times for 13 yards ... Transferred to Ole Miss from West Virginia in January and joined the team for spring drills ... NCAA approved a waiver request following spring practice in April granting relief of the one-year residency requirement for transfers ... at Fresno State (10/1): Entered the game late in the fourth quarter and carried the ball one time for no gain.

**BRUNETTI'S CAREER STATISTICS**

—PASSING—

Year	G-S	Cmp-Att	Pct.	Yds	TD	INT	LP
2011	3-1	2-3	.667	4	0	0	6
<b>Total</b>	<b>3-1</b>	<b>2-3</b>	<b>.667</b>	<b>4</b>	<b>0</b>	<b>0</b>	<b>6</b>

—RUSHING—

Year	G-S	Att	Yds	TD	Lg	Avg.
2011	3-1	4	13	0	10	3.2
<b>Total</b>	<b>3-1</b>	<b>4</b>	<b>13</b>	<b>0</b>	<b>10</b>	<b>3.2</b>

**BRUNETTI'S CAREER HIGHS**

PASSING ATTEMPTS: 3, vs. BYU (9/3/11)  
 COMPLETIONS: 2, vs. BYU (9/3/11)  
 PASSING YARDS: 4, vs. BYU (9/3/11)  
 LONG COMPLETION: 6, vs. BYU (9/3/11)  
 RUSHING ATTEMPTS: 3, vs. BYU (9/3/11)  
 RUSHING YARDS: 13, vs. BYU (9/3/11)  
 LONGEST RUSH: 10 vs. BYU (9/3/11)

**14 - SERDERIUS BRYANT**

5-10 • 223 • Fr.-HS • LB  
 Sanford, Fla. (Seminoles)

Has played in seven games ... vs. BYU (9/3): Made a solo stop in his first collegiate action ... vs. Southern Illinois (9/10): Saw action

... at Vanderbilt (9/17): Posted a career-high five tackles (two solo) and forced a fumble ... vs. Georgia (9/24): Set a career high with eight tackles (five solo) ... at Fresno State (10/1): Recorded four assisted tackles ... vs. Alabama (10/15): Tallied three tackles (two solo) ... vs. Arkansas (10/22): Recorded two tackles (one solo) and 0.5 TFL ... Member of the 2011 signing class.

**BRYANT'S CAREER STATISTICS**

—DEFENSE—

Year	G-S	UT	AT	TT	TFL-YDS	Sacks-Yds
2011	7-0	11	12	23	0.5-0	0.0-0
<b>Total</b>	<b>7-0</b>	<b>11</b>	<b>12</b>	<b>23</b>	<b>0.5-0</b>	<b>0.0-0</b>

Year	CF	FR	PD	PRES	INT	BLK
2011	1	0	0	0	0	0
<b>Total</b>	<b>1</b>	<b>0</b>	<b>0</b>	<b>0</b>	<b>0</b>	<b>0</b>

**BRYANT'S CAREER HIGHS**

TACKLES: 8, vs. Georgia (9/24/11)  
 SOLO TACKLES: 5, vs. Georgia (9/24/11)  
 TACKLES FOR LOSS: 0.5, vs. Arkansas (10/22/11)  
 FUMBLES FORCED: 1, at Vanderbilt (9/17/11)

**17 - TANNER BURNS**

6-1 • 186 • Jr.-TR • DB  
 San Jose, Calif. (Valley Christian; Kansas State)

Transfer who must sit out the 2011 season per NCAA rules ... Non-scholarship player who joined the team this fall.

**41 - BILLY BUSCH**

5-11 • 232 • So.-TR • FB  
 St. Louis, Mo. (St. Louis Priory; Butler)

Has not seen action ... Non-scholarship player who joined the team prior to spring drills.

**97 - TYLER CAMPBELL**

6-2 • 220 • Jr.-2L • P  
 Little Rock, Ark. (Catholic)

Ranks fourth in the SEC and 19th in the nation in punting with a 44.3 yard average ... Named midseason All-SEC first team by Phil Steele ... vs. BYU (9/3): Booted four punts for an average of 56.8 yards, including a career-long punt of 73 yards and one inside the 20 ... vs. Southern Illinois (9/10): Averaged 42.2 yards per punt and landed four of his five punts inside the 20 ... at Vanderbilt (9/17): Punted six times for an average of 44.5 yards, including a long of 62 and three pinned inside the 20 ... vs. Georgia (9/24): Tied a career high with nine punts for a 50.8 average, downing three inside the 20 ... at Fresno State (10/1): Punted six times for an average of 39.7 yards, downing one inside the 20 ... vs. Alabama (10/15): Punted seven times for an average of 39.7 yards, downing three inside the 20 ... vs. Arkansas (10/22): Punted six times for an average of 37.7 yards, downing three inside the 20 ... Chosen preseason All-America second team by Sporting News and honorable mention by Consensus Draft Services ... Named preseason All-SEC second team by Athlon, Lindy's and Birmingham News (SEC SIDs).

**T. CAMPBELL'S CAREER STATISTICS**

—PUNTING—

Year	G	No.	Yds	LP	Avg	Blk
2009	11	43	1890	71	44.0	1
2010	12	60	2782	69	46.4	0
2011	7	43	1904	73	44.3	0
<b>Total</b>	<b>30</b>	<b>146</b>	<b>6576</b>	<b>73</b>	<b>45.0</b>	<b>1</b>

—SPECIAL TEAMS TACKLES—

Year	G	UT	AT	TT
2009	11	0	1	1
2010	12	2	0	2
2011	7	0	0	0
<b>Total</b>	<b>30</b>	<b>2</b>	<b>1</b>	<b>3</b>

**T. CAMPBELL'S CAREER HIGHS**

PUNTS: 9, vs. Georgia (9/24/11)

PUNTING YARDS: 457, vs. Georgia (9/24/11)  
 LONGEST PUNT: 73, vs. BYU (9/3/11)  
 CAREER PUNTS INSIDE 20: 44  
 TACKLES: 2, vs. Kentucky (10/2/10)

**33 - CLIFF COLEMAN**

5-10 • 185 • Fr.-RS • CB  
 Lauderdale Lakes, Fla. (Boyd H. Anderson)

Has played in five games ... vs. BYU (9/3): Saw first career action ... vs. Southern Illinois (9/10): Saw action ... at Vanderbilt (9/17): Saw action ... vs. Alabama (10/15): Saw action ... vs. Arkansas (10/22): Recorded two solo tackles.

**COLEMAN'S CAREER STATISTICS**

—DEFENSE—

Year	G-S	UT	AT	TT	TFL-YDS	Sacks-Yds
2011	5-0	2	0	2	0.0-0	0-0
<b>Total</b>	<b>5-0</b>	<b>2</b>	<b>0</b>	<b>2</b>	<b>0.0-0</b>	<b>0-0</b>

Year	CF	FR	PD	PRES	INT	BLK
2011	0	0	0	0	0	0
<b>Total</b>	<b>0</b>	<b>0</b>	<b>0</b>	<b>0</b>	<b>0</b>	<b>0</b>

**COLEMAN'S CAREER HIGHS**

TACKLES: 2, vs. Arkansas (10/22/11)  
 SOLO TACKLES: 2, vs. Arkansas (10/22/11)

**51 - RYAN COLLINS**

6-1 • 217 • So.-TR • LB  
 Frisco, Texas (Wakeland; Texas A&M)

Has not seen action ... Non-scholarship player who joined the team prior to spring drills.

**94 - CHRIS CONLEY**

5-8 • 190 • So.-Sq • P  
 Bradenton, Fla. (Manatee)

Has served as the Rebels' holder for every game this season.

**47 - SAM COX**

6-0 • 215 • Fr.-HS • TE  
 Madison, Miss. (Madison Central)

Has not seen action ... Non-scholarship player who joined the team this fall.

**5 - FRANK CRAWFORD**

6-0 • 180 • So.-1L • S  
 Miami, Fla. (Gulliver Prep)

Has played in seven games with two starts ... vs. BYU (9/3): Saw action ... vs. Southern Illinois (9/10): Saw action ... at Vanderbilt (9/17): Assisted on two tackles ... vs. Georgia (9/24): Made his first career start and ended with five tackles (one solo), including 0.5 TFL ... at Fresno State (10/1): Saw action ... vs. Alabama (10/15): Racked up a career-high six tackles (four solo) ... vs. Arkansas (10/22): Tied career high with six tackles (two solo) in start ... Also posted a pass breakup.

**CRAWFORD'S CAREER STATISTICS**

—DEFENSE—

Year	G-S	UT	AT	TT	TFL-YDS	Sacks-Yds
2010	5-0	1	0	1	0.0-0	0-0
2011	7-2	7	12	19	0.5-1	0-0
<b>Total</b>	<b>12-2</b>	<b>8</b>	<b>12</b>	<b>20</b>	<b>0.5-1</b>	<b>0-0</b>

Year	CF	FR	PD	PRES	INT	BLK
2010	0	0	2	0	0	0
2011	0	0	1	0	0	0
<b>Total</b>	<b>0</b>	<b>0</b>	<b>3</b>	<b>0</b>	<b>0</b>	<b>0</b>

**CRAWFORD'S CAREER HIGHS**

TACKLES: 6, 2x, MR: vs. Arkansas (10/22/11)  
 SOLO TACKLES: 4, vs. Alabama (10/15/11)

PASSES DEFENDED: 2, vs. Kentucky (10/2/10)

**27 - ENRIQUE DAVIS**

5-11 • 222 • Sr.-3L • RB  
Lynn Haven, Fla. (A. Crawford Mosley; Hargrave)

Has played in four games ... Missed three games due to an injury suffered in the season opener ... vs. *BYU* (9/3): Rushed 12 times for 28 yards ... at *Fresno State* (10/1): Returned from injury and carried the ball one time for one yard ... vs. *Alabama* (10/15): Rushed the ball seven times for -3 yards ... vs. *Arkansas* (10/22): Saw action on special teams.

**E. DAVIS' CAREER STATISTICS**  
—RUSHING—

Year	G-S	Att	Yds	TD	Lg	Avg.
2008	12-0	64	244	3	62	3.8
2009	7-0	32	110	2	29	3.4
2010	8-0	82	337	3	55	4.1
2011	4-0	20	26	0	11	1.3
<b>Total</b>	<b>31-0</b>	<b>198</b>	<b>717</b>	<b>8</b>	<b>62</b>	<b>3.6</b>

—RECEIVING—

Year	G-S	Rec	Yds	TD	Lg	Avg.
2008	12-0	1	16	0	16	16.0
2009	7-0	0	0	0	0	0.0
2010	8-0	1	16	0	16	16.0
2011	4-0	0	0	0	0	0.0
<b>Total</b>	<b>31-0</b>	<b>2</b>	<b>32</b>	<b>0</b>	<b>16</b>	<b>16.0</b>

**E. DAVIS' CAREER HIGHS**

RUSHING ATTEMPTS: 19, vs. Jacksonville State (11/6/10)  
RUSHING YARDS: 116, vs. Louisiana-Lafayette (11/6/10)  
LONGEST RUSH: 62, at Alabama (10/18/08)  
RUSHING TD: 2, vs. Jacksonville State (9/4/10)  
RECEPTIONS: 1, 2x, MR: vs. Jacksonville State (9/4/10)  
RECEIVING YARDS: 16, 2x, MR: vs. Jacksonville State (9/4/10)  
LONG RECEPTION: 16, 2x, MR: vs. Jacksonville State (9/4/10)

**59 - WILL DENNY**

5-10 • 240 • Fr.-RS • LS  
Jackson, Miss. (Jackson Academy)

Has served as the team's long snapper for every game this year ... One of 17 freshmen in the nation starting at long snapper.

**25 - ERIC DIETZ**

5-8 • 190 • Fr.-HS • RB  
Humboldt, Tenn. (University School of Jackson)

Has not seen action ... Non-scholarship player who joined the team prior to spring drills.

**7 - WAYNE DORSEY**

6-6 • 270 • Sr.-1L • DE  
Baltimore, Md. (Southwestern; Milford Prep; Mississippi Gulf Coast C.C.)

Ranks seventh among SEC players with 0.5 sacks/game ... Named midseason All-SEC third team by *Phil Steele* ... Named a team captain for the 2011 season ... Has played in and started six games ... vs. *BYU* (9/3): Assisted on a tackle and broke up a pass ... vs. *Southern Illinois* (9/10): Had a breakout performance with three tackles, including a sack and 2.0 TFLs, as well as his first career interception that he returned 27 yards ... at *Vanderbilt* (9/17): Recorded a career-high five tackles (four solo), including a QB sack and TFL ... Also forced a fumble ... vs. *Georgia* (9/24): Posted a career-high six tackles (three solo), with a TFL ... at *Fresno State* (10/1): Recorded three tackles (one solo) and one quarterback hurry ... vs. *Alabama* (10/15): Finished with four tackles (three solo), including a sack ... Suffered a broken arm in the game to end his season.

**DORSEY'S CAREER STATISTICS**

—DEFENSE—

Year	G-S	UT	AT	TT	TFL-YDS	Sacks-Yds
2010	12-4	10	2	12	4.0-26	1.0-3
2011	6-6	14	8	22	5.0-25	3.0-22
<b>Total</b>	<b>18-10</b>	<b>24</b>	<b>10</b>	<b>34</b>	<b>9.0-51</b>	<b>4.0-25</b>

Year	CF	FR	PD	PRES	INT	BLK
2010	0	0	1	0	0	0
2011	1	0	3	1	1	0
<b>Total</b>	<b>1</b>	<b>0</b>	<b>4</b>	<b>1</b>	<b>1</b>	<b>0</b>

**DORSEY'S CAREER HIGHS**

TACKLES: 6, vs. Georgia (9/24/11)  
SOLO TACKLES: 3, 3x, MR: vs. Alabama (10/15/11)  
TFLs: 2.0, vs. Southern Illinois (9/10/11)  
QB SACKS: 1.0, 4x, MR: vs. Alabama (10/15/11)  
FUMBLES FORCED: 1, at Vanderbilt (9/17/11)

**74 - JARED DUKE**

6-7 • 335 • So.-1L • OL  
Cleveland, Tenn. (Walker Valley)

Has played in every game on special teams.

**47 - NICK ELEY**

5-11 • 260 • So.-Sq • LB  
Olive Branch, Miss. (Desoto Central)

Has not seen action ... Non-scholarship player.

**33 - E.J. EPPERSON**

6-2 • 250 • Jr.-2L • FB  
Humboldt, Tenn. (Humboldt)

Has played in six games ... vs. *BYU* (9/3): Saw action ... at *Vanderbilt* (9/17): Saw action ... vs. *Georgia* (9/24): Saw action ... at *Fresno State* (10/1): Saw action ... vs. *Alabama* (10/15): Saw action ... vs. *Arkansas* (10/22): Saw action.

**EPPERSON'S CAREER STATISTICS**

—RECEIVING—

Year	G-S	Rec	Yds	TD	Lg	Avg.
2009	13-0	0	0	0	0	0.0
2010	12-2	2	28	0	25	25.0
2011	6-0	0	0	0	0	0.0
<b>Total</b>	<b>31-2</b>	<b>2</b>	<b>28</b>	<b>0</b>	<b>25</b>	<b>25.0</b>

—KICKOFF RETURNS—

Year	G	Ret	Yds	TD	Lg	Avg.
2009	13	1	10	0	10	10.0
2010	12	0	0	0	0	0.0
2011	6	0	0	0	0	0.0
<b>Total</b>	<b>31</b>	<b>1</b>	<b>10</b>	<b>0</b>	<b>10</b>	<b>10.0</b>

**EPPERSON'S CAREER HIGHS**

RECEPTIONS: 1, 2x, MR vs. Tennessee (11/13/10)  
RECEIVING YARDS: 25, vs. Tennessee (11/13/10)  
KICKOFF RETURNS: 1, vs. Northern Arizona (11/7/09)  
KICKOFF RETURN YARDS: 10, vs. Northern Arizona (11/7/09)  
LONG KICKOFF RETURN: 10, vs. Northern Arizona (11/7/09)

**58 - COREY GAINES**

6-1 • 312 • So.-1L • DT  
Tallahassee, Fla. (Godby)

Has played in two games this season ... vs. *Alabama* (10/15): Saw first action of the season on special teams ... vs. *Arkansas* (10/22): Saw action.

**20 - AARON GARBUTT**

6-2 • 200 • Jr.-JC • DB  
Westminster, Calif. (Westminster; Fullerton C.C.)

Has played in and started seven games ... vs. *BYU* (9/3): Earned a start at spur in his first game as a Rebel, recording five stops

(three solo) and a QB hurry ... vs. *Southern Illinois* (9/10): Posted a game high-tying eight tackles (four solo), including a TFL ... Also had a QB hurry ... at *Vanderbilt* (9/17): Made eight tackles (five solo) in start ... vs. *Georgia* (9/24): Did not record a tackle in start ... at *Fresno State* (10/1): Tallied six tackles (four solo) and recovered a fumble ... vs. *Alabama* (10/15): Recorded eight tackles (two solo) ... vs. *Arkansas* (10/22): Made three tackles (one solo).

**GARBUTT'S CAREER STATISTICS**

—DEFENSE—

Year	G-S	UT	AT	TT	TFL-YDS	Sacks-Yds
2011	7-7	19	19	38	1.0-1	0.0-0
<b>Total</b>	<b>7-7</b>	<b>19</b>	<b>19</b>	<b>38</b>	<b>1.0-1</b>	<b>0.0-0</b>

Year	CF	FR	PD	PRES	INT	BLK
2011	0	1	0	0	0	0
<b>Total</b>	<b>0</b>	<b>1</b>	<b>0</b>	<b>0</b>	<b>0</b>	<b>0</b>

**GARBUTT'S CAREER HIGHS**

TACKLES: 8, 3x, MR: vs. Alabama (10/15/11)  
SOLO TACKLES: 5 at Vanderbilt (9/17/11)  
TFLs: 1.0, vs. Southern Illinois (9/10/11)  
FUMBLES RECOVERED: 1, at Fresno State (10/1/11)

**67 - CHRIS GILL**

6-4 • 295 • So.-Sq • OL  
Appleton, Wis. (Xavier)

Has not seen action.

**21 - SENQUEZ GOLSON**

5-8 • 182 • Fr.-HS • CB  
Pascagoula, Miss. (Pascagoula)

Has played in seven games with one start ... vs. *BYU* (9/3): Made one solo tackle in his first collegiate game ... vs. *Southern Illinois* (9/10): Made his first career start at cornerback ... at *Vanderbilt* (9/17): Saw action ... vs. *Georgia* (9/24): Saw action ... at *Fresno State* (10/1): Recorded one assisted tackle ... Member of the 2011 signing class ... vs. *Alabama* (10/15): Had one assisted tackle ... vs. *Arkansas* (10/22): Saw action ... Selected in the eighth round of the 2011 MLB Draft by Boston with the 262nd overall pick as a center fielder.

**GOLSON'S CAREER STATISTICS**

—DEFENSE—

Year	G-S	UT	AT	TT	TFL-YDS	Sacks-Yds
2011	7-1	1	2	3	0.0-0	0.0-0
<b>Total</b>	<b>7-1</b>	<b>1</b>	<b>2</b>	<b>3</b>	<b>0.0-0</b>	<b>0.0-0</b>

Year	CF	FR	PD	PRES	INT	BLK
2011	0	0	0	0	0	0
<b>Total</b>	<b>0</b>	<b>0</b>	<b>0</b>	<b>0</b>	<b>0</b>	<b>0</b>

**GOLSON'S CAREER HIGHS**

TACKLES: 1, 3x, MR: vs. Alabama (10/15/11)  
SOLO TACKLES: 1, 2x, MR: vs. Alabama (10/15/11)

**46 - TYRIEK GRACIA**

6-1 • 204 • Fr.-RS • LB  
Hialeah, Fla. (American)

Has not seen action ... Non-scholarship player who joined the team in 2010.

**81 - TERRELL GRANT**

6-2 • 210 • So.-1L • WR  
Cleveland, Miss. (Cleveland)

Has played in two games ... vs. *BYU* (9/3): Saw action ... vs. *Southern Illinois* (9/10): Saw action.

**98 - URIAH GRANT**

6-0 • 287 • Jr.-JC • DT  
Miramar, Fla. (Everglades; Eastern Kentucky; Fullerton C.C.)

Has played in seven games with five starts this season ... vs. *BYU (9/3)*: Earned the starting nod at nose tackle in his first game with the Rebels ... Totaled three tackles (one solo) ... vs. *Southern Illinois (9/10)*: Recorded one tackle (TFL) and a QB hurry in start ... at *Vanderbilt (9/17)*: Posted three stops (two solo) in start ... vs. *Georgia (9/24)*: Posted a career-high seven tackles (three solo), with 0.5 TFL and 0.5 sack ... at *Fresno State (10/1)*: Recorded four tackles (two solo) and forced a fumble ... vs. *Alabama (10/15)*: Started but did not record a tackle ... vs. *Arkansas (10/22)*: Made first start at defensive end, finishing with one assisted tackle and a quarterback hurry ... Member of the 2011 signing class.

**U. GRANT'S CAREER STATISTICS**

—DEFENSE—

Year	G-S	UT	AT	TT	TFL-YDS	Sacks-Yds
2011	7-5	9	10	19	1.5-3	0.5-2
<b>Total</b>	<b>7-5</b>	<b>9</b>	<b>10</b>	<b>19</b>	<b>1.5-3</b>	<b>0.5-2</b>

Year	CF	FR	PD	PRES	INT	BLK
2011	1	0	0	1	0	0
<b>Total</b>	<b>1</b>	<b>0</b>	<b>0</b>	<b>1</b>	<b>0</b>	<b>0</b>

**U. GRANT'S CAREER HIGHS**

TACKLES: 7, vs. Georgia (9/24/11)  
 SOLO TACKLES: 3, vs. Georgia (9/24/11)  
 TACKLES FOR LOSS: 1.0, at Vanderbilt (9/17/11)  
 SACKS: 0.5, vs. Georgia (9/24/11)  
 FUMBLES FORCED: 1, at Fresno State (10/1/11)

**45 - H.R. GREER**

5-11 • 235 • Jr.-2L • FB  
 Olive Branch, Miss. (Southern Baptist Education Center)

Has played in seven games with two starts this season ... vs. *BYU (9/3)*: Made his first career start at fullback and had one catch for no yards ... vs. *Southern Illinois (9/10)*: Rushed once for one yard ... at *Vanderbilt (9/17)*: Saw action ... vs. *Georgia (9/24)*: Saw action ... at *Fresno State (10/1)*: Saw action as a starter ... vs. *Alabama (10/15)*: Saw action ... vs. *Arkansas (10/22)*: Saw action.

**GREER'S CAREER STATISTICS**

—RUSHING—

Year	G-S	Att	Yds	TD	Lg	Avg.
2009	3-0	2	4	0	3	2.0
2010	12-0	0	0	0	0	0.0
2011	7-2	1	1	0	1	1.0
<b>Total</b>	<b>22-2</b>	<b>3</b>	<b>5</b>	<b>0</b>	<b>3</b>	<b>1.7</b>

—RECEIVING—

Year	G-S	Rec	Yds	TD	Lg	Avg.
2009	3-0	0	0	0	0	0.0
2010	12-0	7	40	1	9	5.7
2011	7-2	1	0	0	0	0.0
<b>Total</b>	<b>22-2</b>	<b>8</b>	<b>40</b>	<b>1</b>	<b>9</b>	<b>5.7</b>

—KICKOFF RETURNS—

Year	G	Ret	Yds	TD	Lg	Avg.
2009	3	0	0	0	0	0.0
2010	12	3	23	0	15	7.7
2011	7	0	0	0	0	0.0
<b>Total</b>	<b>22</b>	<b>3</b>	<b>23</b>	<b>0</b>	<b>15</b>	<b>7.7</b>

**GREER'S CAREER HIGHS**

RUSHING ATTEMPTS: 1, 3x, MR: vs. Southern Illinois (9/10/11)  
 RUSHING YARDS: 3, vs. UAB (10/17/09)  
 RUSHING LONG: 3, vs. UAB (10/17/09)  
 RECEPTIONS: 2, 2x, MR: vs. Kentucky (10/2/10)  
 RECEIVING YARDS: 15, at Tulane (9/11/10)  
 RECEIVING TOUCHDOWNS: 1, vs. Kentucky (10/2/10)  
 LONG RECEPTION: 9, at Tulane (9/11/10)  
 KICKOFF RETURNS: 1, 3x, MR vs. Mississippi State (11/27/10)  
 KICKOFF RETURN YARDS: 15, vs. Mississippi State (11/27/10)  
 LONG KICKOFF RETURN: 15, vs. Mississippi State (11/27/10)

**75 - MATT HALL**

6-9 • 335 • Jr.-Sq • OL

Russellville, Ark. (Russellville; Arkansas)

Has played in and started every game this season at right guard ... vs. *BYU (9/3)*: Started at right guard in his first game as a Rebel, helping the O-line not allow a sack in the game ... vs. *Southern Illinois (9/10)*: Helped pave the way for Jeff Scott's 118 yards on the ground ... at *Fresno State (10/1)*: Helped lead the Rebels to a season-high 216 rushing yards ... Brother, Mitch, is a freshman on the Ole Miss football team.

**63 - MITCH HALL**

6-6 • 315 • Fr.-HS • OL  
 Russellville, Ark. (Russellville)

Has not seen action ... Member of the 2011 signing class ... Brother, Matt, is a junior on the Ole Miss football team.

**56 - WOODROW HAMILTON**

6-3 • 295 • Fr.-HS • DL  
 Raleigh, Miss. (Raleigh)

Has not seen action ... Member of the 2011 signing class.

**46 - DAVID HANKINS**

6-2 • 230 • Sr.-2L • K  
 Shreveport, La. (C.E. Byrd)

Has not seen action this season.

**HANKINS' CAREER STATISTICS**

—KICKOFFS—

Year	No.	Yards	Avg.	TB
2008	8	496	62.0	0
2009	2	120	60.0	0
2010	9	593	65.9	1
<b>Total</b>	<b>19</b>	<b>1209</b>	<b>63.6</b>	<b>1</b>

**35 - EARNEST HARMON**

5-9 • 227 • Fr.-RS • FB  
 Macon, Miss. (Noxubee County)

Has not seen action.

**76 - A.J. HAWKINS**

6-3 • 315 • Jr.-2L • C  
 Lithonia, Ga. (Martin Luther King)

Has played in and started five games at center ... vs. *BYU (9/3)*: Starting center for an offensive line that did not allow a sack in the game ... vs. *Southern Illinois (9/10)*: Helped pave the way for Jeff Scott's 118 yards on the ground ... at *Fresno State (10/1)*: Helped lead the Rebels to a season-high 216 rushing yards ... Named to the preseason watch list for the Rimington Trophy.

**26 - DERRICK HERMAN**

5-10 • 200 • Sr.-3L • WR  
 Cleveland, Miss. (Cleveland)

Named a team captain for the 2011 season ... Has played in every game this season ... vs. *BYU (9/3)*: Caught one pass for 12 yards ... vs. *Southern Illinois (9/10)*: Caught one pass for 5 yards and assisted on a tackle ... at *Vanderbilt (9/17)*: One kickoff return for 17 yards ... vs. *Georgia (9/24)*: Made one catch for one yard ... at *Fresno State (10/1)*: Saw action. ... vs. *Alabama (10/15)*: Returned one kickoff for a career-high 44 yards.

**HERMAN'S CAREER STATISTICS**

—RUSHING—

Year	G-S	Att	Yds	TD	Lg	Avg.
2008	13-0	0	0	0	0	0.0
2009	12-0	0	0	0	0	0.0
2010	12-0	2	15	0	14	7.5
2011	7-0	0	0	0	0	0.0
<b>Total</b>	<b>44-0</b>	<b>2</b>	<b>15</b>	<b>0</b>	<b>14</b>	<b>7.5</b>

—RECEIVING—

Year	G-S	Rec	Yds	TD	Lg	Avg.
2008	13-0	0	0	0	0	0.0
2009	12-0	0	0	0	0	0.0
2010	12-0	6	29	0	9	4.8
2011	7-0	3	18	0	12	6.0
<b>Total</b>	<b>44-0</b>	<b>9</b>	<b>47</b>	<b>0</b>	<b>12</b>	<b>5.2</b>

—DEFENSE—

Year	G-S	UT	AT	TT	TFL-YDS	Sacks-Yds
2008	13-0	2	1	3	0.0-0	0-0
2009	12-0	3	0	3	0.0-0	0-0
2010	12-0	5	0	5	0.0-0	0-0
2011	7-0	0	1	1	0.0-0	0-0
<b>Total</b>	<b>44-0</b>	<b>10</b>	<b>2</b>	<b>12</b>	<b>0.0-0</b>	<b>0-0</b>

Year	CF	FR	PD	PRES	INT	BLK
2008	1	0	0	0	0	0
<b>Total</b>	<b>1</b>	<b>0</b>	<b>0</b>	<b>0</b>	<b>0</b>	<b>0</b>

—KICKOFF RETURNS—

Year	G	Ret	Yds	TD	Lg	Avg.
2008	13	0	0	0	0	0.0
2009	12	1	23	0	23	23.0
2010	12	11	203	0	30	18.5
2011	7	2	61	0	44	30.5
<b>Total</b>	<b>44</b>	<b>14</b>	<b>287</b>	<b>0</b>	<b>44</b>	<b>20.5</b>

**HERMAN'S CAREER HIGHS**

RUSHING ATTEMPTS: 1, 2x, MR: vs. Louisiana-Lafayette (11/6/10)  
 RUSHING YARDS: 14, vs. Louisiana-Lafayette (11/6/10)  
 RUSHING LONG: 14, vs. Louisiana-Lafayette (11/6/10)  
 RECEPTIONS: 4, at LSU (11/20/10)  
 RECEPTION LONG: 12, vs. BYU (9/3/11)  
 TACKLES: 1, 11x, MR: vs. Southern Illinois (9/10/11)  
 SOLO TACKLES: 1, 9x, MR: at Tennessee (11/13/10)  
 KICKOFF RETURNS: 3, at Tulane (9/11/10)  
 KICKOFF RETURN YARDS: 53, at Tulane (9/11/10)  
 LONG KICKOFF RETURN: 44, vs. Alabama (10/15/11)

**64 - JACOB HICKMAN**

5-10 • 248 • So.-Sq • LS  
 Carriere, Miss. (Picayune)

Has not seen action as a Rebel.

**83 - JORDAN HOLDER**

5-10 • 178 • So.-Sq • WR  
 Bay Springs, Miss. (Sylva Bay Academy)

Has not seen action as a Rebel.

**30 - KYLE HORINE**

5-9 • 200 • Jr.-Sq • CB  
 Kingwood, Texas (Kingwood)

Has played in every game this season on special teams ... vs. *Southern Illinois (9/10)*: Assisted on a tackle and laid a huge block on Jeff Scott's punt return for a touchdown.

**HORINE'S CAREER STATISTICS**

—DEFENSE—

Year	G-S	UT	AT	TT	TFL-YDS	Sacks-Yds
2010	1-0	0	0	0	0.0	0-0
2011	7-0	0	1	1	0-0	0-0
<b>Total</b>	<b>8-0</b>	<b>0</b>	<b>1</b>	<b>1</b>	<b>0-0</b>	<b>0-0</b>

Year	CF	FR	PD	PRES	INT	BLK
2010	0	0	0	0	0	0
2011	0	0	0	0	0	0
<b>Total</b>	<b>0</b>	<b>0</b>	<b>0</b>	<b>0</b>	<b>0</b>	<b>0</b>

**HORINE'S CAREER HIGHS**

TACKLES: 1, vs. Southern Illinois (9/10/11)

**65 - CHASE HUGHES**

6-2 • 305 • Fr.-RS • C  
Springville, Ala. (Springville)

Has played in two games ... at *Vanderbilt (9/17)*: Saw first career action as a special teams blocker.

**50 - ETHAN HUTSON**

6-3 • 305 • Fr.-HS • OL  
Destrehan, La. (Destrehan)

Has not seen action ... Member of the 2011 signing class.

**19 - EVAN INGRAM**

6-1 • 220 • Fr.-RS • QB  
Gray, La. (John Curtis Christian)

Has not seen action ... Non-scholarship player who joined the team in 2010.

**I - DAMIEN JACKSON**

6-2 • 215 • Sr.-1L • S  
Pineville, La. (Pineville; Mississippi Gulf Coast C.C.)

Ranks 12th among SEC players with 7.1 tackles per game ... Has played in seven games with six starts ... vs. *BYU (9/3)*: Tied for the team lead with a career-high 13 tackles (eight solo) in a start at strong safety ... vs. *Southern Illinois (9/10)*: Made seven tackles (four solo) and grabbed his first career interception in start ... at *Vanderbilt (9/17)*: Made seven stops (three solo), including one TFL ... vs. *Georgia (9/24)*: Posted four tackles (one solo), including 0.5 TFL ... at *Fresno State (10/1)*: Recorded four tackles (three solo), including his first career sack ... vs. *Alabama (10/15)*: Finished with four tackles (two solo) ... vs. *Arkansas (10/22)*: Tallied 11 tackles (seven solo) and one pass breakup.

**D. JACKSON'S CAREER STATISTICS**

—DEFENSE—						
Year	G-S	UT	AT	TT	TFL-YDS	Sacks-Yds
2010	11-7	44	24	68	4.5-11	0-0
2011	7-6	28	22	50	2.5-14	1.0-7
<b>Total</b>	<b>18-13</b>	<b>72</b>	<b>46</b>	<b>118</b>	<b>7.0-25</b>	<b>1.0-7</b>

Year	CF	FR	PD	PRES	INT	BLK
2010	1	1	4	0	0	0
2011	0	0	2	0	1	0
<b>Total</b>	<b>1</b>	<b>1</b>	<b>6</b>	<b>0</b>	<b>1</b>	<b>0</b>

**D. JACKSON'S CAREER HIGHS**

TACKLES: 13, vs. *BYU (9/3/11)*  
SOLO TACKLES: 8, 2x, MR: vs. *BYU (9/3/11)*  
TFLs: 1.0, 6x, MR: at *Fresno State (10/1/11)*  
SACKS: 1.0, at *Fresno State (10/1/11)*  
INTERCEPTIONS: 1, vs. *Southern Illinois (9/10/11)*

**10 - C.J. JOHNSON**

6-1 • 231 • Fr.-HS • LB  
Philadelphia, Miss. (Philadelphia)

Has played in six games ... vs. *Southern Illinois (9/10)*: Saw first collegiate action at linebacker and made one tackle ... at *Vanderbilt (9/17)*: Saw action ... vs. *Georgia (9/24)*: Made one tackle ... at *Fresno State (10/1)*: Posted a career-high three tackles (one solo) ... vs. *Alabama (10/15)*: Finished with two tackles (one solo) ... vs. *Arkansas (10/22)*: Picked up his first career sack ... Member of the 2011 signing class.

**C.J. JOHNSON'S CAREER STATISTICS**

—DEFENSE—						
Year	G-S	UT	AT	TT	TFL-YDS	Sacks-Yds
2011	6-0	5	3	8	0.0-0	0.0-0
<b>Total</b>	<b>6-0</b>	<b>5</b>	<b>3</b>	<b>8</b>	<b>0.0-0</b>	<b>0.0-0</b>

Year	CF	FR	PD	PRES	INT	BLK
2011	0	0	0	0	0	0

Total	0	0	0	0	0	0
-------	---	---	---	---	---	---

**C.J. JOHNSON'S CAREER HIGHS**

TACKLES: 3, at *Fresno State (10/1/11)*  
SOLO TACKLES: 1, 5x, MR: vs. *Arkansas (10/22/11)*  
SACKS: 1, vs. *Arkansas (10/22/11)*

**53 - JASON JONES**

6-2 • 255 • Jr.-1L • DE  
Albany, Ga. (Westover)

Has played in four games this season ... at *Vanderbilt (9/17)*: Made first appearance of the season coming off injury and tallied three tackles (two solo), including a TFL ... vs. *Georgia (9/24)*: Saw action ... vs. *Alabama (10/15)*: Saw action ... vs. *Arkansas (10/22)*: Saw action.

**J. JONES' CAREER STATISTICS**

—DEFENSE—						
Year	G-S	UT	AT	TT	TFL-YDS	Sacks-Yds
2009	1-0	0	0	0	0.0-0	0.0-0
2010	12-4	7	10	17	5.5-24	2.5-17
2011	4-0	2	1	3	1.0-4	0.0-0
<b>Total</b>	<b>17-4</b>	<b>9</b>	<b>11</b>	<b>20</b>	<b>6.5-28</b>	<b>2.5-17</b>

Year	CF	FR	PD	PRES	INT	BLK
2009	0	0	0	0	0	0
2010	0	2	0	1	0	0
2011	0	0	0	0	0	0
<b>Total</b>	<b>0</b>	<b>2</b>	<b>0</b>	<b>1</b>	<b>0</b>	<b>0</b>

**J. JONES' CAREER HIGHS**

TACKLES: 6, at *LSU (11/20/10)*  
SOLO TACKLES: 3, vs. *Mississippi State (11/27/10)*  
TFLs: 2.0, 2x, MR: vs. *Mississippi State (11/27/10)*  
FUMBLE RECOVERIES: 1, 2x, MR vs. *Auburn (10/30/10)*

**89 - LAYTON JONES**

6-4 • 250 • Sr.-1L • TE  
Greenville, Miss. (St. Joseph; Northeast Mississippi C.C.)

Has played in six games this season ... vs. *Southern Illinois (9/10)*: Saw action at tight end ... at *Vanderbilt (9/17)*: Saw action ... vs. *Georgia (9/24)*: Saw action ... at *Fresno State (10/1)*: Saw action ... vs. *Alabama (10/15)*: Returned one kick off for zero yards ... vs. *Arkansas (10/22)*: Saw action.

**—KICKOFF RETURNS—**

Year	G	Ret	Yds	TD	Lg	Avg.
2011	6	1	0	0	0	0.0
<b>Total</b>	<b>10</b>	<b>1</b>	<b>0</b>	<b>0</b>	<b>0</b>	<b>0.0</b>

**77 - PATRICK JUNEN**

6-6 • 320 • So.-1L • OL  
Huntsville, Ala. (Huntsville)

Has played in seven games with four starts (left guard) ... vs. *BYU (9/3)*: Earned the starting nod at left guard and helped the offensive line not allow a sack in the game ... vs. *Southern Illinois (9/10)*: Helped pave the way for Jeff Scott's 118 yards on the ground.

**24 - HOUSTON KEYES**

5-7 • 158 • Fr.-RS • RB  
Ridgeland, Miss. (Jackson Academy)

Has not seen action ... Non-scholarship player who joined the team in 2010.

**15 - JOEL KIGHT**

5-9 • 226 • Jr.-2L • LB  
Lithonia, Ga. (Martin Luther King)

Has played in every game this season and started six ... vs. *BYU (9/3)*: Started at linebacker and collected eight tackles (two solo) with 1.0 TFL ... vs. *Southern Illinois (9/10)*: Posted three tackles

(two solo) in start ... at *Vanderbilt (9/17)*: Racked up eight tackles (five solo) in start ... vs. *Georgia (9/24)*: Made five tackles, including 0.5 TFL, in start ... at *Fresno State (10/1)*: Recorded two solo tackles ... vs. *Alabama (10/15)*: Finished with five tackles (three solo) ... vs. *Arkansas (10/22)*: Tallied eight tackles (two solo) and had one pass breakup.

**KIGHT'S CAREER STATISTICS**

—DEFENSE—						
Year	G-S	UT	AT	TT	TFL-YDS	Sacks-Yds
2009	13-0	10	8	18	0.0-0	0.0-0
2010	12-7	20	15	35	3.0-8	2.0-7
2011	7-6	16	23	39	1.5-4	0.0-0
<b>Total</b>	<b>32-13</b>	<b>46</b>	<b>46</b>	<b>92</b>	<b>4.5-12</b>	<b>2.0-7</b>

Year	CF	FR	PD	PRES	INT	BLK
2009	0	0	0	0	0	0
2010	0	0	1	1	0	0
2011	0	0	1	0	0	0
<b>Total</b>	<b>0</b>	<b>0</b>	<b>2</b>	<b>1</b>	<b>0</b>	<b>0</b>

**KIGHT'S CAREER HIGHS**

TACKLES: 9, vs. *Kentucky (10/2/10)*  
SOLO TACKLES: 9, vs. *Kentucky (10/2/10)*  
TFLs: 1.0, 4x, MR: vs. *BYU (9/3/11)*  
QB SACKS: 1.0, 2x, MR: vs. *Auburn (10/30/10)*  
PASSES DEFENDED: 1, 2x, MR: vs. *Arkansas (10/22/11)*

**45 - JOSH LANCASTER**

5-8 • 220 • Jr.-Sq • LB  
Mobile, Ala. (St. Paul's Episcopal)

Has not seen action this season.

**24 - KEITH LEWIS**

6-2 • 233 • Fr.-HS • LB  
Tampa, Fla. (Freedom)

Has played in seven games this season ... vs. *BYU (9/3)*: Saw first collegiate action ... vs. *Southern Illinois (9/10)*: Made first career tackle ... at *Vanderbilt (9/17)*: Saw action ... vs. *Georgia (9/24)*: Saw action ... at *Fresno State (10/1)*: Tallied a career-high four tackles (three solo) ... vs. *Alabama (10/15)*: Saw action ... vs. *Arkansas (10/22)*: Had one solo tackle ... Member of the 2011 signing class.

**LEWIS' CAREER STATISTICS**

—DEFENSE—						
Year	G-S	UT	AT	TT	TFL-YDS	Sacks-Yds
2011	7-0	4	1	5	0.0-0	0.0-0
<b>Total</b>	<b>7-0</b>	<b>4</b>	<b>1</b>	<b>5</b>	<b>0.0-0</b>	<b>0.0-0</b>

Year	CF	FR	PD	PRES	INT	BLK
2011	0	0	0	0	0	0
<b>Total</b>	<b>0</b>	<b>0</b>	<b>0</b>	<b>0</b>	<b>0</b>	<b>0</b>

**LEWIS' CAREER HIGHS**

TACKLES: 4, at *Fresno State (10/1/11)*  
SOLO TACKLES: 3, at *Fresno State (10/1/11)*

**40 - KENTRELL LOCKETT**

6-5 • 255 • Sr.-3L • DE  
Hahnville, La. (Hahnville)

Named a team captain for the 2011 season ... Has played in every game this season with three starts ... vs. *BYU (9/3)*: Started at defensive end and posted two tackles ... vs. *Southern Illinois (9/10)*: Assisted on a tackle and credited with a QB hurry in start ... at *Vanderbilt (9/17)*: Notched two tackles (one solo) ... vs. *Georgia (9/24)*: Saw action ... vs. *Arkansas (10/22)*: Saw action ... at *Fresno State (10/1)*: Recorded two solo tackles and had a quarterback hurry ... vs. *Alabama (10/15)*: Saw action ... Granted a sixth year of eligibility by the NCAA due to having injuries that kept him from playing in 2006 (shoulder) and 2010 (ACL) ... Preseason All-America honorable mention by *Consensus Draft Services* ... Named first team preseason All-SEC by *Lindy's, Athlon and Blue Ribbon* and second team by *Phil Steele* and *Birmingham News (SEC SIDs)*.

**LOCKETT'S CAREER STATISTICS**

—DEFENSE—

Year	G-S	UT	AT	TT	TFL-YDS	Sacks-Yds
2007	6-2	5	2	7	1.0-10	1.0-10
2008	13-13	18	18	36	11.5-40	2.0-20
2009	13-13	23	16	39	10.0-54	5.0-35
2010	3-3	3	3	6	1.0-5	1.0-5
2011	7-3	3	4	7	0.0-0	0.0-0
<b>Total</b>	<b>42-34</b>	<b>52</b>	<b>43</b>	<b>95</b>	<b>23.5-109</b>	<b>9.0-70</b>

Year	CF	FR	PD	PRES	INT	BLK
2007	0	0	0	1	0	0
2008	0	2	0	4	0	1
2009	0	1	1	13	0	1
2010	0	0	0	2	0	0
2011	0	0	0	1	0	0
<b>Total</b>	<b>0</b>	<b>3</b>	<b>1</b>	<b>21</b>	<b>0</b>	<b>2</b>

**LOCKETT'S CAREER HIGHS**

TACKLES: 7, vs. Auburn (11/1/08)  
 SOLO TACKLES: 5, at Mississippi State (11/28/09)  
 TFLs: 2.5, vs. Auburn (11/1/08)  
 QB SACKS: 1.5, vs. Mississippi State (11/28/08)

**85 - JA-MES LOGAN**

6-2 • 190 • So.-1L • WR  
 Houston, Texas (Westfield)

Team leader in receptions (17) and receiving yards (245) ... Has played in seven games this season with four starts ... vs. *BYU* (9/3): Led the team with four receptions for 52 yards ... vs. *Southern Illinois* (9/10): Team-high four catches for 54 yards in start ... at *Vanderbilt* (9/17): Caught three passes for 48 yards in start ... vs. *Georgia* (9/24): Made two catches for 10 yards ... at *Fresno State* (10/1): Caught three passes for 65 yards, including a season-long 46-yard reception ... vs. *Alabama* (10/15): Started but did not have a catch ... vs. *Arkansas* (10/22): Had one catch for 16 yards.

**LOGAN'S CAREER STATISTICS**

—RECEIVING—

Year	G-S	Rec	Yds	TD	Lg	Avg.
2010	12-5	29	387	2	51	13.3
2011	7-4	17	245	0	46	14.4
<b>Total</b>	<b>19-9</b>	<b>46</b>	<b>632</b>	<b>2</b>	<b>51</b>	<b>13.7</b>

**LOGAN'S CAREER HIGHS**

RECEPTIONS: 5, at Arkansas (10/23/10)  
 RECEIVING YARDS: 84, at Arkansas (10/23/10)  
 LONG RECEPTION: 51, vs. Fresno State (9/25/10)  
 RECEIVING TDs: 1, 2x, MR: vs. Mississippi State (11/27/10)

**I - RANDALL MACKEY**

5-11 • 195 • Jr.-RS • QB  
 Bastrop, La. (Bastrop; East Mississippi C.C.)

Has played in six games this season with three starts ... vs. *Southern Illinois* (9/10): Completed a pass for 18 yards and rushed six times for 36 yards in his first game action as a Rebel, conducting a pair of touchdown drives ... at *Vanderbilt* (9/17): Completed 2 of 4 passes for 10 yards, while rushing seven times for 31 yards ... vs. *Georgia* (9/24): Completed 3 of 7 passes for 78 yards, with a touchdown and an interception ... Tossed his first career TD to Donte Moncrief for a 38-yard score ... at *Fresno State* (10/1): Earned his first career start ... Completed 8 of 18 passes for 214 yards and one touchdown, while rushing for 35 yards on five carries ... Threw a 57-yard completion to Donte Moncrief in the fourth quarter that set the Rebels up for a field goal ... vs. *Alabama* (10/15): Completed 10 of 21 passes for 113 yards with one interception, while rushing for six yards on 12 carries ... Completed a career-long 59-yard pass to Nickolas Brassell that set up a touchdown ... vs. *Arkansas* (10/22): Completed 18-of-30 passes for a career-high 219 yards with a career-best two touchdowns and one interception, while rushing for 30 yards and one touchdown on 13 carries.

**MACKEY'S CAREER STATISTICS**

—PASSING—

Year	G-S	Cmp-Att	Pct.	Yds	TD	INT	LP
2011	6-3	42-81	51.9	652	4	3	59
<b>Total</b>	<b>6-3</b>	<b>42-81</b>	<b>51.9</b>	<b>652</b>	<b>4</b>	<b>3</b>	<b>59</b>

—RUSHING—

Year	G-S	Att	Yds	TD	Lg	Avg.
2011	6-3	47	125	1	28	2.7
<b>Total</b>	<b>6-3</b>	<b>47</b>	<b>125</b>	<b>1</b>	<b>28</b>	<b>2.7</b>

**MACKEY'S CAREER HIGHS**

PASSING ATTEMPTS: 30, vs. Arkansas (10/22/11)  
 COMPLETIONS: 18, vs. Arkansas (10/22/11)  
 PASSING YARDS: 219, vs. Arkansas (10/22/11)  
 LONG COMPLETION: 59, vs. Alabama (10/15/11)  
 PASSING TDs: 2, vs. Arkansas (10/22/11)  
 RUSHING ATTEMPTS: 13, vs. Arkansas (10/22/11)  
 RUSHING YARDS: 36, vs. Southern Illinois (9/10/11)  
 LONGEST RUSH: 28, at Fresno State (10/1/11)

**52 - MIKE MARRY**

6-1 • 248 • So.-1L • LB  
 Clearwater, Fla. (Largo)

Ranks fourth among SEC players with 8.6 tackles/game ... Named midseason All-SEC third team by Phil Steele ... Has played in seven games with five starts ... vs. *BYU* (9/3): Earned the start at Mike linebacker and tied for team-high honors with a career-best 13 tackles (five solo) ... vs. *Southern Illinois* (9/10): Game high-tying eight tackles (five solo) in start ... at *Vanderbilt* (9/17): Led all players with 11 tackles (nine solo), while posting 2.0 TFLs, a sack and a QB hurry in start ... vs. *Georgia* (9/24): Posted a game-high 10 tackles (eight solo), including 1.5 TFLs and a sack ... at *Fresno State* (10/1): Racked up a team-high nine tackles (five solo) and a pass breakup ... vs. *Alabama* (10/15): Recorded four tackles (one solo), including a tackle-for-loss ... vs. *Arkansas* (10/22): Finished with five tackles (two solo).

**MARRY'S CAREER STATISTICS**

—DEFENSE—

Year	G-S	UT	AT	TT	TFL-YDS	Sacks-Yds
2010	10-1	14	8	22	3.0-6	1.0-4
2011	7-5	35	25	60	4.5-23	2.0-18
<b>Total</b>	<b>17-6</b>	<b>49</b>	<b>33</b>	<b>82</b>	<b>7.5-29</b>	<b>3.0-22</b>

Year	CF	FR	PD	PRES	INT	BLK
2010	0	2	0	1	0	0
2011	0	0	1	2	0	0
<b>Total</b>	<b>0</b>	<b>2</b>	<b>1</b>	<b>3</b>	<b>0</b>	<b>0</b>

**MARRY'S CAREER HIGHS**

TACKLES: 13, vs. *BYU* (9/3/11)  
 SOLO TACKLES: 9, at *Vanderbilt* (9/17/11)  
 TFLs: 3.0, vs. Louisiana-Lafayette (11/6/10)  
 QB SACKS: 1.0, 3x, MR: vs. *Georgia* (9/24/11)  
 FUMBLES RECOVERED: 1, vs. *Kentucky* (10/2/10)  
 PASSES DEFENDED: 1, at *Fresno State* (10/1/11)

**92 - CARLTON MARTIN**

6-1 • 295 • Fr.-RS • DT  
 Madison, Miss. (Madison Central)

Has played in seven games this season with two starts (DT) ... vs. *BYU* (9/3): Saw his first collegiate action ... vs. *Southern Illinois* (9/10): Saw action ... at *Vanderbilt* (9/17): Assisted on a tackle for his first career statistic as a Rebel ... vs. *Georgia* (9/24): Saw action ... at *Fresno State* (10/1): Had one assisted tackle ... vs. *Alabama* (10/15): Made first career start at defensive tackle, assisting on one tackle ... vs. *Arkansas* (10/22): Assisted on one tackle in start and had a quarterback hurry.

**C. MARTIN'S CAREER STATISTICS**

—DEFENSE—

Year	G-S	UT	AT	TT	TFL-YDS	Sacks-Yds
2011	7-2	0	4	4	0.0-0	0.0-0
<b>Total</b>	<b>7-2</b>	<b>0</b>	<b>4</b>	<b>4</b>	<b>0.0-0</b>	<b>0.0-0</b>

Year	CF	FR	PD	PRES	INT	BLK
2010	0	0	0	0	0	0
2011	0	0	0	2	0	0
<b>Total</b>	<b>0</b>	<b>0</b>	<b>0</b>	<b>2</b>	<b>0</b>	<b>0</b>

**C. MARTIN'S CAREER HIGHS**

TACKLES: 1, 4x, MR: vs. Arkansas (10/22/11)  
**49 - WILL MARTIN**  
 6-0 • 210 • So.-Sq • LB  
 Madison, Miss. (Madison Central; Southern Miss)

Has not seen action as a Rebel.

**79 - BOBBY MASSIE**

6-6 • 315 • Jr.-2L • OT  
 Lynchburg, Va. (Liberty Christian Academy; Hargrave)

Has played in every game of his career and started each of the last 24 ... vs. *BYU* (9/3): Starting right tackle for an offensive line that did not allow a sack in the game ... vs. *Southern Illinois* (9/10): Helped pave the way for Jeff Scott's 118 yards on the ground ... at *Fresno State* (10/1): Helped lead the Rebels to a season-high 216 rushing yards ... Preseason All-America honorable mention by Consensus Draft Services ... Named first team preseason All-SEC by Lindy's and second team by Athlon and Phil Steele.

**13 - BRISHEN MATHEWS**

5-11 • 202 • So.-1L • S  
 Monticello, Ark. (Monticello)

Has played in two games this season ... Missed the last five games due to injury ... vs. *BYU* (9/3): Posted two solo stops ... vs. *Southern Illinois* (9/10): Saw action.

**MATHEWS' CAREER STATISTICS**

—DEFENSE—

Year	G-S	UT	AT	TT	TFL-YDS	Sacks-Yds
2010	12-0	14	1	15	0.0-0	0-0
2011	2-0	2	0	2	0.0-0	0-0
<b>Total</b>	<b>14-0</b>	<b>16</b>	<b>1</b>	<b>17</b>	<b>0.0-0</b>	<b>0-0</b>

Year	CF	FR	PD	PRES	INT	BLK
2010	0	0	1	0	0	0
2011	0	0	0	0	0	0
<b>Total</b>	<b>0</b>	<b>0</b>	<b>1</b>	<b>0</b>	<b>0</b>	<b>0</b>

**MATHEWS' CAREER HIGHS**

TACKLES: 8, vs. Auburn (10/30/10)  
 SOLO TACKLES: 8, vs. Auburn (10/30/10)  
 PASSES DEFENDED: 1, vs. Fresno State (9/25/10)

**70 - EMMANUEL McCRAY**

6-5 • 319 • So.-1L • OL  
 Jackson, Miss. (Forest Hill)

Has not seen action this season.

**12 - DONTE MONCRIEF**

6-2 • 214 • Fr.-HS • WR  
 Raleigh, Miss. (Raleigh)

Has played in and started all seven games of his college career ... vs. *BYU* (9/3): Started at split end in his first collegiate game, grabbing three passes for 16 yards ... vs. *Southern Illinois* (9/10): Made two catches for 19 yards in start ... at *Vanderbilt* (9/17): Caught his first career TD on a 47-yard pass from Zack Stoudt ... Also assisted on a tackle ... vs. *Georgia* (9/24): Led the team with three catches and 68 receiving yards, including a 38-yard TD reception from Randall Mackey ... at *Fresno State* (10/1): Had a career-long 57-yard reception in the fourth quarter that set the Rebels up for a field goal ... vs. *Alabama* (10/15): Started but did not have a reception ... vs. *Arkansas* (10/22): Had a career game, catching five passes for 73 yards and two touchdowns ... Member of the 2011 signing class.

**MONCRIEF'S CAREER STATISTICS**

—RECEIVING—

Year	G-S	Rec	Yds	TD	Lg	Avg.
2011	7-7	16	304	4	57	19.0
<b>Total</b>	<b>7-7</b>	<b>16</b>	<b>304</b>	<b>4</b>	<b>57</b>	<b>19.0</b>

**MONCRIEF'S CAREER HIGHS**

RECEPTIONS: 5, vs. Arkansas (10/22/11)  
 RECEIVING YARDS: 73, vs. Arkansas (10/22/11)  
 LONG RECEPTION: 57, at Fresno State (10/11/11)  
 RECEIVING TDs: 2, vs. Arkansas (10/22/11)

**16 - COLLINS MOORE**

6-1 • 187 • Fr.-HS • WR  
 Madison, Ala. (Bob Jones)

Has played in five games with one start ... at *Vanderbilt* (9/17): Saw his first collegiate action ... vs. *Georgia* (9/24): Made his first career start ... at *Fresno State* (10/1): Saw action ... vs. *Alabama* (10/15): Saw action ... vs. *Arkansas* (10/22): Saw action ... Member of the 2011 signing class.

**22 - PHILANDER MOORE**

5-11 • 190 • So.-JC • WR  
 Austin, Texas (Bowie; Blinn C.C.)

Has played in five games this season ... vs. *BYU* (9/3): Caught one pass for one yard in his first game as a Rebel ... vs. *Southern Illinois* (9/10): Saw action ... at *Vanderbilt* (9/17): Caught two passes for six yards and rushed once for two yards ... vs. *Georgia* (9/24): Caught one pass for -5 yards and rushed once for -6 yards ... at *Fresno State* (10/1): Saw action ... Picked preseason All-SEC fourth team by Phil Steele.

**P. MOORE'S CAREER STATISTICS**

—RECEIVING—

Year	G-S	Rec	Yds	TD	Lg	Avg.
2011	5-0	4	2	0	5	0.5
<b>Total</b>	<b>5-0</b>	<b>4</b>	<b>2</b>	<b>0</b>	<b>5</b>	<b>0.5</b>

—RUSHING—

Year	G-S	Att	Yds	TD	Lg	Avg.
2011	5-0	2	-4	0	2	-2.0
<b>Total</b>	<b>5-0</b>	<b>2</b>	<b>-4</b>	<b>0</b>	<b>2</b>	<b>-2.0</b>

**P. MOORE'S CAREER HIGHS**

RECEPTIONS: 2, at *Vanderbilt* (9/17/11)  
 RECEIVING YARDS: 6, at *Vanderbilt* (9/17/11)  
 LONG RECEPTION: 5, at *Vanderbilt* (9/17/11)  
 RUSHES: 1, 2x, MR: vs. *Georgia* (9/24/11)  
 RUSHING YARDS: 2, at *Vanderbilt* (9/17/11)  
 LONGEST RUSH: 2, at *Vanderbilt* (9/17/11)

**72 - AARON MORRIS**

6-5 • 325 • Fr.-HS • OL  
 Jackson, Miss. (Callaway)

Has played in six games this season with two starts (LG) ... vs. *Southern Illinois* (9/10): Saw his first collegiate action ... vs. *Georgia* (9/24): Made first career start ... Member of the 2011 signing class.

**20 - BRIAN MORRIS**

6-1 • 200 • Jr.-Sq • WR  
 Tulsa, Okla. (Union; Oklahoma State)

Has not seen action ... Non-scholarship player who joined the team in 2010.

**17 - JAMAL MOSLEY**

6-4 • 260 • Jr.-JC • TE  
 Memphis, Tenn. (Kingsbury; Oklahoma State;  
 Northwest Mississippi C.C.)

Has played in seven games this season with five starts ... vs. *BYU* (9/3): Caught two passes for 21 yards in his first game as a Rebel ... vs. *Southern Illinois* (9/10): Caught two passes for 5 yards, including his first career TD, in his first start as a Rebel ... at *Vanderbilt* (9/17): Earned his second straight start at tight end ... vs. *Georgia* (9/24): Started but did not have a catch ... at *Fresno State* (10/1): Saw action ... vs. *Alabama* (10/15): Had one reception for eight yards in start ... vs. *Arkansas* (10/22): Caught two passes for 38 yards ... Also recovered an onside kick in the fourth quarter ... Member of the 2011 signing class.

**MOSLEY'S CAREER STATISTICS**

—RECEIVING—

Year	G-S	Rec	Yds	TD	Lg	Avg.
2011	7-5	7	72	1	26	10.3
<b>Total</b>	<b>7-5</b>	<b>7</b>	<b>72</b>	<b>1</b>	<b>26</b>	<b>10.3</b>

**MOSLEY'S CAREER HIGHS**

RECEPTIONS: 2, 3x, MR: vs. *Arkansas* (10/22/11)  
 RECEIVING YARDS: 38, vs. *Arkansas* (10/22/11)  
 LONG RECEPTION: 26, vs. *Arkansas* (10/22/11)  
 RECEIVING TDs: 1, vs. *Southern Illinois* (9/10/11)

**23 - VINCENT MOSS**

5-11 • 197 • Sr.-Sq • CB  
 Munford, Ala. (Munford)

Has played in seven games this season ... vs. *BYU* (9/3): Talled his first career tackle ... vs. *Southern Illinois* (9/10): Posted one tackle ... at *Vanderbilt* (9/17): Recovered a fumble ... vs. *Georgia* (9/24): Made a career-high four solo stops ... at *Fresno State* (10/1): Recorded two solo tackles ... vs. *Alabama* (10/15): Made one assisted tackle ... vs. *Arkansas* (10/22): Saw action.

**MOSS' CAREER STATISTICS**

—DEFENSE—

Year	G-S	UT	AT	TT	TFL-YDS	Sacks-Yds
2008	1-0	0	0	0	0.0-0	0-0
2009	1-0	0	0	0	0.0-0	0-0
2011	7-0	8	1	9	0.0-0	0-0
<b>Total</b>	<b>9-0</b>	<b>8</b>	<b>1</b>	<b>9</b>	<b>0.0-0</b>	<b>0-0</b>

Year	CF	FR	PD	PRES	INT	BLK
2008	0	0	0	0	0	0
2009	0	0	0	0	0	0
2011	0	1	0	0	0	0
<b>Total</b>	<b>0</b>	<b>1</b>	<b>0</b>	<b>0</b>	<b>0</b>	<b>0</b>

**MOSS' CAREER HIGHS**

TACKLES: 4, vs. *Georgia* (9/24/11)  
 SOLO TACKLES: 4, vs. *Georgia* (9/24/11)  
 FUMBLES RECOVERED: 1, at *Vanderbilt* (9/17/11)

**28 - KORVIC NEAT**

5-8 • 160 • So.-1L • WR  
 Hallandale, Fla. (Hallandale)

Has played in four games this season ... vs. *Southern Illinois* (9/10): Rushed four times for 7 yards in his first action of the season ... vs. *Georgia* (9/24): Saw action ... vs. *Alabama* (10/15): Caught one pass for two yards.

**NEAT'S CAREER STATISTICS**

—RUSHING—

Year	G-S	Att	Yds	TD	Lg	Avg.
2010	8-2	10	47	1	13	4.7
2011	4-0	4	7	0	6	1.8
<b>Total</b>	<b>12-2</b>	<b>14</b>	<b>54</b>	<b>1</b>	<b>13</b>	<b>3.9</b>

—RECEIVING—

Year	G-S	Rec	Yds	TD	Lg	Avg.
2010	8-2	9	74	0	22	8.2
2011	4-0	1	2	0	0	2.0
<b>Total</b>	<b>12-2</b>	<b>10</b>	<b>76</b>	<b>0</b>	<b>22</b>	<b>7.6</b>

—KICKOFF RETURNS—

Year	G	Ret	Yds	TD	Lg	Avg.
2010	8	2	41	0	25	20.5

2011	3	0	0	0	0	0.0
<b>Total</b>	<b>12</b>	<b>2</b>	<b>41</b>	<b>0</b>	<b>25</b>	<b>20.5</b>

**NEAT'S CAREER HIGHS**

RUSHING ATTEMPTS: 5, vs. *Vanderbilt* (9/18/10)  
 RUSHING YARDS: 20, vs. *Vanderbilt* (9/18/10)  
 LONGEST RUSH: 13, at *LSU* (11/20/10)  
 RUSHING TDs: 1, vs. *Vanderbilt* (9/18/10)  
 RECEPTIONS: 2, 2x, MR: vs. *Auburn* (10/30/10)  
 RECEIVING YARDS: 22, at *Tennessee* (11/13/10)  
 LONG RECEPTION: 22, at *Tennessee* (11/13/10)  
 KICKOFF RETURNS: 1, 2x, MR at *Tennessee* (11/13/10)  
 KICKOFF RETURN YARDS: 25, vs. *Auburn* (10/30/10)  
 LONG KICKOFF RETURN: 25, vs. *Auburn* (10/30/10)

**9 - IVAN NICHOLAS**

5-11 • 201 • Jr.-JC • S  
 Jacksonville, Fla. (Lee; ASA College)

Has played in three games this season ... vs. *BYU* (9/3): Played in his first game as a Rebel ... vs. *Southern Illinois* (9/10): Saw action. vs. *Alabama* (10/15): Saw action.

**8 - DENZEL NKEMDICHE**

5-10 • 197 • Fr.-HS • DB  
 Loganville, Ga. (Grayson)

Has not seen action ... Member of the 2011 signing class.

**27 - SAM NOBLIN**

6-2 • 220 • Fr.-RS • LB  
 Ocean Springs, Miss. (Ocean Springs)

Has not seen action as a Rebel.

**26 - RYAN NOWICKI**

6-0 • 171 • Fr.-HS • K  
 Fayetteville, Ga. (Starr's Mill)

Has not seen action ... Non-scholarship player who joined the team this fall.

**84 - JACK NUISMER**

6-2 • 235 • So.-Sq • TE  
 Nashville, Tenn. (Ensworth)

Has not seen action as a Rebel ... Non-scholarship player who joined the team in 2009.

**4 - NICHOLAS PARKER**

5-11 • 235 • Fr.-RS • RB  
 Batesville, Miss. (South Panola)

Has not seen action as a Rebel.

**36 - JOHN PELOZA**

6-4 • 256 • Fr.-RS • TE  
 Plano, Texas (Plano West)

Has not seen action as a Rebel ... Non-scholarship player who joined the team in 2010.

**99 - GILBERT PENA**

6-2 • 326 • Jr.-JC • DT  
 Yonkers, N.Y. (Saunders; ASA College)

Has played in five games this season ... vs. *BYU* (9/3): Saw his first action as a Rebel ... vs. *Southern Illinois* (9/10): Saw action ... at *Vanderbilt* (9/17): Posted three tackles (one solo) ... vs. *Georgia* (9/24): Saw action ... vs. *Alabama* (10/15): Saw action.

**PENA'S CAREER STATISTICS**

—DEFENSE—

Year	G-S	UT	AT	TT	TFL-YDS	Sacks-Yds
2011	5-0	1	2	3	0.0-0	0-0
<b>Total</b>	<b>5-0</b>	<b>1</b>	<b>2</b>	<b>3</b>	<b>0.0-0</b>	<b>0-0</b>

Year	CF	FR	PD	PRES	INT	BLK
2011	0	0	0	0	0	0
<b>Total</b>	<b>0</b>	<b>0</b>	<b>0</b>	<b>0</b>	<b>0</b>	<b>0</b>

PENA'S CAREER HIGHS

TACKLES: 3, at Vanderbilt (9/17/11)  
SOLO TACKLES 1, at Vanderbilt (9/17/11)

**6 - WESLEY PENDLETON**

5-11 • 180 • Jr.-JC • CB  
Natchez, Miss. (Natchez; Copiah-Lincoln C.C.)

Has played in seven games with six starts this season ... vs. *BYU* (9/3): Earned the start at right cornerback in his first game as a Rebel, recording a QB hurry ... vs. *Southern Illinois* (9/10): Made five stops (four solo) ... at *Vanderbilt* (9/17): Recorded two tackles (one solo) and a pass break-up in start ... vs. *Georgia* (9/24): Recorded one pass break-up in start ... at *Fresno State* (10/1): Posted four tackles (one solo) in start ... vs. *Alabama* (10/15): Made one solo stop in start ... vs. *Arkansas* (10/22): Assisted on three tackles and broke up a pass.

PENDLETON'S CAREER STATISTICS

—DEFENSE—

Year	G-S	UT	AT	TT	TFL-YDS	Sacks-Yds
2011	7-6	7	8	15	0.0-0	0-0
<b>Total</b>	<b>7-6</b>	<b>7</b>	<b>8</b>	<b>15</b>	<b>0.0-0</b>	<b>0-0</b>

Year	CF	FR	PD	PRES	INT	BLK
2011	0	0	4	1	0	0
<b>Total</b>	<b>0</b>	<b>0</b>	<b>4</b>	<b>1</b>	<b>0</b>	<b>0</b>

PENDLETON'S CAREER HIGHS

TACKLES: 5, vs. *Southern Illinois* (9/10/11)  
SOLO TACKLES: 4, vs. *Southern Illinois* (9/10/11)  
PASSES DEFENDED: 1, 4x, MR: vs. *Arkansas* (10/22/11)

**80 - JOSH PINKSTON**

6-2 • 185 • Fr.-HS • WR  
Forrest, Miss. (Forrest)

Has not seen action ... Non-scholarship player who joined the team in the fall.

**25 - CODY PREWITT**

6-3 • 210 • Fr.-HS • DB  
Bay Springs, Miss. (Sylva Bay Academy)

Has played in seven games this season ... vs. *BYU* (9/3): Played in his first collegiate game ... vs. *Southern Illinois* (9/10): Saw action ... at *Vanderbilt* (9/17): Recorded the first two tackles of his collegiate career ... vs. *Georgia* (9/24): Posted two stops (one solo) ... at *Fresno State* (10/1): Saw action ... vs. *Alabama* (10/15): Made one solo tackle ... vs. *Arkansas* (10/22): Saw action ... Member of the 2011 signing class.

PREWITT'S CAREER STATISTICS

—DEFENSE—

Year	G-S	UT	AT	TT	TFL-YDS	Sacks-Yds
2011	7-0	4	1	5	0.0-0	0-0
<b>Total</b>	<b>7-0</b>	<b>4</b>	<b>1</b>	<b>5</b>	<b>0.0-0</b>	<b>0-0</b>

Year	CF	FR	PD	PRES	INT	BLK
2011	0	0	0	0	0	0
<b>Total</b>	<b>0</b>	<b>0</b>	<b>0</b>	<b>0</b>	<b>0</b>	<b>0</b>

PREWITT'S CAREER HIGHS

TACKLES: 2, 2x, MR: vs. *Georgia* (9/24/11)  
SOLO TACKLES: 2, at Vanderbilt (9/17/11)

**97 - JOSH PRICE**

6-3 • 290 • Fr.-HS • DE  
Columbia, Miss. (Columbia Academy)

Has not seen action ... Non-scholarship player who joined the team in the fall.

**88 - JOHN RATLIFF**

6-0 • 181 • Fr.-HS • WR  
Fort Worth, Texas (Nolan Catholic)

Has not seen action ... Non-scholarship player who joined the team in the fall.

**13 - ROBERT RATLIFF**

6-0 • 215 • So.-RS • QB  
Fort Worth, Texas (Nolan Catholic; Sewanee)

Has not seen action as a Rebel ... Non-scholarship player who joined the team in 2010.

**96 - ANDREW RITTER**

6-3 • 223 • Jr.-2L • K/P  
Jackson, Miss. (Jackson Academy)

Has served as the Rebels' kickoff specialist in every game this season ... vs. *BYU* (9/3): Two of his four kickoffs went for touchbacks ... vs. *Southern Illinois* (9/10): Averaged 67.4 yards on seven kickoffs, with three touchbacks, and made a tackle ... at *Vanderbilt* (9/17): Kicked off twice with a 71.0 yard average ... vs. *Georgia* (9/24): Kicked off twice with a 66.5 yard average ... at *Fresno State* (10/1): Averaged 68.7 yards on seven kickoffs, with two touchbacks ... Also had one solo tackle ... vs. *Alabama* (10/15): Averaged 67.5 yards on two kickoffs ... vs. *Arkansas* (10/22): Averaged 69.8 yards on five kickoffs, with two touchbacks ... Also assisted on one tackle.

RITTER'S CAREER STATISTICS

—KICKOFFS—

Year	No.	Yards	Avg.	TB
2009	73	4766	65.3	12
2010	61	3890	63.8	12
2011	29	1992	68.7	9
<b>Total</b>	<b>163</b>	<b>10648</b>	<b>65.3</b>	<b>33</b>

—SPECIAL TEAMS TACKLES—

Year	G	UT	AT	TT
2009	13	1	1	2
2010	11	3	1	4
2011	7	2	1	3
<b>Total</b>	<b>31</b>	<b>6</b>	<b>3</b>	<b>9</b>

**90 - GERALD RIVERS**

6-5 • 250 • Jr.-2L • DE  
Ellenwood, Ga. (Cedar Grove)

Has played in every game this season with four starts ... vs. *BYU* (9/3): Made two tackles (one solo) ... vs. *Southern Illinois* (9/10): Posted two solo tackles, including a TFL ... at *Vanderbilt* (9/17): Recorded two tackles (one solo), including a TFL, and two QB hurries in start ... vs. *Georgia* (9/24): Made two tackles (one solo), including a sack and TFL, and one QB hurry in start ... at *Fresno State* (10/1): Saw action as a starter ... vs. *Alabama* (10/15): Saw action ... vs. *Arkansas* (10/22): Had one quarterback hurry in start.

RIVERS' CAREER STATISTICS

—DEFENSE—

Year	G-S	UT	AT	TT	TFL-YDS	Sacks-Yds
2009	5-0	3	1	4	1.0-5	0-0
2010	10-5	6	8	14	3.0-18	2.5-17
2011	7-4	5	3	8	3.0-8	1.0-2
<b>Total</b>	<b>22-9</b>	<b>14</b>	<b>12</b>	<b>26</b>	<b>7.0-31</b>	<b>3.5-19</b>

Year	CF	FR	PD	PRES	INT	BLK
2009	0	0	0	0	0	0
2010	0	0	0	1	0	0
2011	0	0	0	4	0	0

Total	0	0	0	5	0	0
-------	---	---	---	---	---	---

RIVERS' CAREER HIGHS

TACKLES: 4, at Alabama (10/16/10)  
SOLO TACKLES: 2, 3x, MR: vs. *Southern Illinois* (9/10/11)  
TFLs: 1.5, at Alabama (10/16/10)  
QB SACKS: 1.5, at Alabama (10/16/10)  
QB HURRIES: 2, at Vanderbilt (9/17/11)

**81 - BRYSON ROSE**

5-11 • 202 • Jr.-1L • K  
Raleigh, N.C. (Wakefield)

Has converted all four of his field goal attempts this season and 14 of his last 14 overall ... vs. *BYU* (9/3): Connected on field goals of 20 and 29 yards, as well as one PAT ... vs. *Southern Illinois* (9/10): Made good on all six PATs ... at *Vanderbilt* (9/17): Connected on his only PAT ... vs. *Georgia* (9/24): Converted his only PAT chance ... at *Fresno State* (10/1): Connected on a field goal of 24 yards, and converted 4 of 5 extra points ... vs. *Alabama* (10/15): Connected on only extra point attempt ... vs. *Arkansas* (10/22): Kicked a career-long 43-yard field goal and converted all three extra point attempts ... Named preseason All-SEC fourth team by Phil Steele.

ROSE'S CAREER STATISTICS

—KICKING—

Year	FG-FGA	PCT.	PAT-ATT	PCT.	TP
2009	0-0	.000	2-2	1.000	2
2010	16-18	.889	43-44	.977	91
2011	4-4	1.000	16-17	.941	28
<b>Total</b>	<b>20-22</b>	<b>.909</b>	<b>61-63</b>	<b>.968</b>	<b>121</b>

—FG DISTANCE BREAKDOWN—

Year	0-29	30-39	40-49	50+	LG
2010	9-9	5-7	2-2	0-0	41
2011	3-3	0-0	1-1	0-0	43
<b>Total</b>	<b>12-12</b>	<b>5-7</b>	<b>3-3</b>	<b>0-0</b>	<b>43</b>

ROSE'S CAREER HIGHS

FIELD GOALS MADE: 5, vs. *Louisiana-Lafayette* (11/6/10)  
FIELD GOALS ATTEMPTED: 5, vs. *Louisiana-Lafayette* (11/6/10)  
CONSECUTIVE FGs MADE: 14, 10/16/10 - Present  
LONG FIELD GOAL: 43, vs. *Arkansas* (10/22/11)  
PATs MADE: 7, vs. *Fresno State* (9/25/10)  
PATs ATTEMPTED: 7, vs. *Fresno State* (9/25/10)  
CONSECUTIVE PATs MADE: 41, 9/19/09 - 11/27/10  
PTS SCORED: 19, vs. *Louisiana-Lafayette* (11/6/10)

**43 - TAYLOR ROTENBERRY**

6-0 • 235 • Fr.-HS • FB  
Batesville, Miss. (South Panola)

Has not seen action ... Non-scholarship player who joined the team this fall.

**10 - VINCE SANDERS**

6-1 • 190 • Fr.-RS • WR  
Macon, Miss. (Noxubee County)

Has played in five games this season ... vs. *BYU* (9/3): Saw the first action of his college career ... vs. *Southern Illinois* (9/10): Secured his first career reception with a 26-yard grab ... at *Vanderbilt* (9/17): Made one catch for eight yards ... vs. *Alabama* (10/15): Saw action ... vs. *Arkansas* (10/22): Caught one pass for 10 yards.

V. SANDERS' CAREER STATISTICS

—RECEIVING—

Year	G-S	Rec	Yds	TD	Lg	Avg.
2011	5-0	3	44	0	26	14.7
<b>Total</b>	<b>5-0</b>	<b>3</b>	<b>44</b>	<b>0</b>	<b>26</b>	<b>14.7</b>

V. SANDERS' CAREER HIGHS

RECEPTIONS: 1, 3x, MR: vs. *Arkansas* (10/22/11)  
RECEIVING YARDS: 26, vs. *Southern Illinois* (9/10/11)  
LONG RECEPTION: 26, vs. *Southern Illinois* (9/10/11)



**3 - CHARLES SAWYER**

5-11 • 175 • So.-1L • S  
Miami, Fla. (Coral Reef)

Ranks fourth in the SEC and sixth nationally with 0.57 interceptions per game ... Named midseason All-SEC third team by Phil Steele ... Has played in and started every game this year ... vs. *BYU* (9/3): Posted seven tackles (three solo) and returned an interception 96 yards for a touchdown in his first career start as a free safety ... vs. *Southern Illinois* (9/10): Made four tackles (two solo) and intercepted a pass for the second straight game, in start ... at *Vanderbilt* (9/17): Posted three stops (two solo), including a career-high 2.0 TFLs ... vs. *Georgia* (9/24): Made nine tackles, including a career-high eight solo stops, intercepted one pass and broke up another ... at *Fresno State* (10/1): Recorded five tackles (two solo) and intercepted a pass for the second consecutive game ... vs. *Alabama* (10/15): Tied a career-high with 10 tackles (five solo) ... vs. *Arkansas* (10/22): Moved to cornerback, posting one solo stop, three pass break-ups, one quarterback hurry, and one fumble recovery ... Held Jarius Wright, the SEC's leading receiver, to one catch.

**SAWYER'S CAREER STATISTICS**

—DEFENSE—

Year	G-S	UT	AT	TT	TFL-YDS	Sacks-Yds
2010	12-4	36	13	49	1.0-2	0-0
2011	7-7	23	16	39	2.0-2	0-0
<b>Total</b>	<b>19-11</b>	<b>59</b>	<b>29</b>	<b>88</b>	<b>3.0-4</b>	<b>0-0</b>

Year	CF	FR	PD	PRES	INT	BLK
2010	0	1	4	0	2	0
2011	0	1	8	1	4	0
<b>Total</b>	<b>0</b>	<b>2</b>	<b>12</b>	<b>1</b>	<b>6</b>	<b>0</b>

**SAWYER'S CAREER HIGHS**

TACKLES: 10, 2x, MR vs. *Alabama* (10/15/11)  
SOLO TACKLES: 8, vs. *Georgia* (9/24/11)  
TFLs: 2.0, at *Vanderbilt* (9/17/11)  
INTERCEPTIONS: 1, 6x, MR: at *Fresno State* (10/1/11)  
PASS BREAK-UPS: 3, vs. *Arkansas* (10/22/11)  
INT. RETURNED FOR TOUCHDOWN: 1, vs. *BYU* (9/3/11); 96 yds.

**44 - CHARLIE SCOTT**

6-0 • 220 • Fr.-HS • FB  
Jackson, Miss. (St. Andrew's Episcopal)

Has not seen action ... Non-scholarship player who joined the team this fall.

**3 - JEFF SCOTT**

5-7 • 175 • So.-1L • RB  
Miami, Fla. (Archbishop Carroll)

Ranks first in the SEC and second in the nation in punt return average (19.7) ... Among SEC players, ranks fifth in all-purpose yards (117.7/game) and third in touchdowns (7) ... Named midseason All-SEC third team by Phil Steele ... Has played in seven games this season with six starts ... vs. *BYU* (9/3): Rushed five times for 17 yards, caught two passes for 25 yards and ran back one punt for 44 yards and two kickoffs for 27 yards ... vs. *Southern Illinois* (9/10): Scored four touchdowns, including a career-high three rushing TDs in start ... Totaled 210 all-purpose yards with 118 yards rushing on 16 carries, 63 punt return yards on two returns and 29 kick return yards on two returns ... Scored on rushes of 37, 4 and 7 yards and a 67-yard punt return ... First Rebel with three rushing TDs since Dexter McCluster (2009), first Rebel with three TDs in one quarter since Randy Baldwin (1990) and first Rebel with at least two rushing TDs and a punt return TD in the same game since Deuce McAllister (2000) ... at *Vanderbilt* (9/17): Rushed 15 times for a team-high 43 yards and caught a team-high four passes for one yard ... Also returned a punt for 13 yards and three kickoffs for 61 yards ... vs. *Georgia* (9/24): Rushed eight times for a team-high 34 yards, caught two passes for 10 yards, returned two punts for 18 yards and one kick for 14 yards ... at *Fresno State* (10/1): Rushed 24 times for a career-high 138 yards and two touchdowns, caught one pass for 24 yards, and returned two kickoffs for 44 yards ... Finished with 205 all-purpose

yards ... vs. *Alabama* (10/15): Carried the ball seven times for 11 yards and one touchdown, while catching three passes for three yards ... Also returned two kickoffs for 48 yards ... vs. *Arkansas* (10/22): Carried the ball 12 times for 33 yards ... Also returned one punt for no gain and one kickoff for six yards.

**J. SCOTT'S CAREER STATISTICS**

—RUSHING—

Year	G-S	Att	Yds	TD	Lg	Avg.
2010	10-6	66	429	3	83	6.5
2011	7-6	88	394	6	69	4.5
<b>Total</b>	<b>17-12</b>	<b>154</b>	<b>823</b>	<b>9</b>	<b>83</b>	<b>5.3</b>

—RECEIVING—

Year	G-S	Rec	Yds	TD	Lg	Avg.
2010	10-6	5	25	0	13	5.0
2011	7-6	12	63	0	24	5.2
<b>Total</b>	<b>17-12</b>	<b>17</b>	<b>88</b>	<b>0</b>	<b>24</b>	<b>5.2</b>

—KICKOFF RETURNS—

Year	G	Ret	Yds	TD	Lg	Avg.
2010	10	15	416	0	41	27.7
2011	7	13	229	0	25	17.6
<b>Total</b>	<b>17</b>	<b>28</b>	<b>645</b>	<b>0</b>	<b>41</b>	<b>23.0</b>

—PUNT RETURNS—

Year	G	Ret	Yds	TD	Lg	Avg.
2010	10	0	0	0	0	0.0
2011	7	7	138	1	67	19.7
<b>Total</b>	<b>17</b>	<b>7</b>	<b>138</b>	<b>1</b>	<b>67</b>	<b>19.7</b>

**J. SCOTT'S CAREER HIGHS**

RUSHING ATTEMPTS: 24, at *Fresno State* (10/1/11)  
RUSHING YARDS: 138, at *Fresno State* (10/1/11)  
LONGEST RUSH: 83, vs. *Auburn* (10/30/10)  
100-YARD RUSHING GAMES: 3, MR: at *Fresno State* (10/1/11)  
RUSHING TDs: 3, vs. *Southern Illinois* (9/10/11)  
RECEPTIONS: 4, 2x, MR: at *Vanderbilt* (9/17/11)  
RECEIVING YARDS: 30, vs. *Mississippi State* (11/27/10)  
LONG RECEPTION: 24, at *Fresno State* (10/1/11)  
KICKOFF RETURNS: 7, at *LSU* (11/20/10)  
KICKOFF RETURN YARDS: 188, at *LSU* (11/20/10)  
LONG KICKOFF RETURN: 41, at *LSU* (11/20/10)  
PUNT RETURNS: 2, 2x, MR: vs. *Georgia* (9/24/11)  
PUNT RETURN YARDS: 63, vs. *Southern Illinois* (9/10/11)  
LONG PUNT RETURN: 67, vs. *Southern Illinois* (9/10/11)

**38 - D.T. SHACKELFORD**

6-1 • 250 • Jr.-2L • LB  
Decatur, Ala. (Austin)

Has not seen action this year ... Named the 22nd recipient of the Chucky Mullins Courage Award ... Received the Jeff Hamm Award as the Most Outstanding Defensive Player of spring drills ... Suffered a torn right ACL during the final week of spring practice.

**SHACKELFORD'S CAREER STATISTICS**

—DEFENSE—

Year	G-S	UT	AT	TT	TFL-YDS	Sacks-Yds
2009	11-0	15	5	20	2.0-3	0.0-0
2010	12-6	27	21	48	9.0-36	5.0-20
<b>Total</b>	<b>23-6</b>	<b>42</b>	<b>26</b>	<b>68</b>	<b>11.0-39</b>	<b>5.0-20</b>

Year	CF	FR	PD	PRES	INT	BLK
2009	0	2	1	0	1	0
2010	1	1	0	3	0	0
<b>Total</b>	<b>1</b>	<b>3</b>	<b>1</b>	<b>3</b>	<b>1</b>	<b>0</b>

**SHACKELFORD'S CAREER HIGHS**

TACKLES: 9, vs. *Mississippi State* (11/27/10)  
SOLO TACKLES: 7, vs. *Mississippi State* (11/27/10)  
TFLs: 2.5, vs. *Vanderbilt* (9/18/10)  
QB SACKS: 1.0, 3x, MR: vs. *Mississippi State* (11/27/10)  
INTERCEPTIONS: 1, vs. *Southeastern La.* (9/19/09)

**39 - JOSH SHIPP**

6-0 • 190 • Jr.-JC • S  
Batesville, Miss. (South Panola; Northwest Mississippi C.C.)

Has not seen action ... Transferred to Ole Miss in January and joined the team for spring drills.

**23 - TIM SIMON**

6-0 • 228 • So.-Sq • RB  
Cordova, Ala. (Cordova)

Has not seen action ... Played in one game in 2009 before being injured.

**7 - TOBIAS SINGLETON**

6-0 • 190 • Fr.-HS • WR  
Madison, Miss. (Madison Central)

Ranks fourth in the SEC with a 24.8-yard kick return average ... Has played in six games this season ... vs. *Southern Illinois* (9/10): In his first career game, returned three kickoffs for a total of 75 yards, including a long of 34 ... at *Vanderbilt* (9/17): Saw action ... vs. *Georgia* (9/24): Returned two kickoffs for 36 yards ... at *Fresno State* (10/1): Returned two kickoffs for a total of 55 yards, including a long of 38 yards ... vs. *Alabama* (10/15): Returned five kickoffs for 131 yards, including a career-long of 47 yards ... vs. *Arkansas* (10/22): Returned two kickoffs for 52 yards and rushed the ball once for three yards ... Member of the 2011 signing class.

**SINGLETON'S CAREER STATISTICS**

—RUSHING—

Year	G-S	Att	Yds	TD	Lg	Avg.
2010	6-0	1	3	0	3	3.0
<b>Total</b>	<b>6-0</b>	<b>1</b>	<b>3</b>	<b>0</b>	<b>3</b>	<b>3.0</b>

—KICKOFF RETURNS—

Year	G	Ret	Yds	TD	Lg	Avg.
2011	6	14	349	0	47	24.9
<b>Total</b>	<b>6</b>	<b>14</b>	<b>349</b>	<b>0</b>	<b>47</b>	<b>24.9</b>

**SINGLETON'S CAREER HIGHS**

KICKOFF RETURNS: 5, vs. *Alabama* (10/15/11)  
KICKOFF RETURN YARDS: 131, vs. *Alabama* (10/15/11)  
LONG KICKOFF RETURN: 47, vs. *Alabama* (10/15/11)

**93 - JUSTIN SMITH**

6-3 • 301 • Sr.-2L • DT  
Alpharetta, Ga. (Chattahoochee)

Has played in seven games and started five this season ... vs. *BYU* (9/3): Made two tackles (one solo) in his first career start ... vs. *Southern Illinois* (9/10): Posted a career-high five total tackles (three solo) ... at *Vanderbilt* (9/17): Recorded two tackles (one solo) ... vs. *Georgia* (9/24): Set or tied career highs with six tackles (three solo), 1.0 TFL and 0.5 sack ... at *Fresno State* (10/1): Had two tackles (one solo) in start ... vs. *Alabama* (10/15): Made one solo stop.

**SMITH'S CAREER STATISTICS**

—DEFENSE—

Year	G-S	UT	AT	TT	TFL-YDS	Sacks-Yds
2008	12-0	4	2	6	0.0-0	0-0
2009	2-0	1	1	2	0.5-1	0-0
2010	8-0	3	5	8	2.0-3	0.5-1
2011	7-5	11	11	22	1.5-5	0.5-3
<b>Total</b>	<b>29-5</b>	<b>19</b>	<b>19</b>	<b>38</b>	<b>4.0-9</b>	<b>1.0-4</b>

Year	CF	FR	PD	PRES	INT	BLK
2008	0	0	0	0	0	0
2009	0	0	0	0	0	0
2010	0	0	0	0	0	0
2011	1	0	0	0	0	0
<b>Total</b>	<b>1</b>	<b>0</b>	<b>0</b>	<b>0</b>	<b>0</b>	<b>0</b>

**SMITH'S CAREER HIGHS**

TACKLES: 6, vs. *Georgia* (9/24/11)  
SOLO TACKLES: 3, 3x, MR: vs. *Georgia* (9/24/11)  
TFLs: 0.5, 2x, MR: vs. *Georgia* (9/24/11)  
SACKS: 0.5, 2x, MR: vs. *Georgia* (9/24/11)  
FUMBLES FORCED: 1, vs. *Arkansas* (10/22/11)

**78 - BRADLEY SOWELL**

6-7 • 320 • Sr.-3L • OT  
Hernando, Miss. (Hernando)

Named a team captain for the 2011 season ... Named midseason All-SEC third team by Phil Steele ... Has started 31 of the Rebels' last 32 games, missing only the Northern Arizona game in 2009 ... vs. *BYU (9/3)*: Starting at left tackle, helped the offensive line not allow a sack ... vs. *Southern Illinois (9/10)*: Helped pave the way for Jeff Scott's 118 yards on the ground ... at *Fresno State (10/1)*: Helped lead the Rebels to a season-high 216 rushing yards ... Chosen preseason All-America honorable mention by NationalChamps.net ... Preseason first team All-SEC selection by Sporting News, Athlon, Phil Steele, Blue Ribbon and Birmingham News (SEC SIDs).

**SOWELL'S CAREER STATISTICS**

—RECEIVING—

Year	G-S	Rec	Yds	TD	Lg	Avg.
2008	13-0	1	1	1	1	1.0
<b>Total</b>	<b>44-31</b>	<b>1</b>	<b>1</b>	<b>1</b>	<b>1</b>	<b>1.0</b>

**SOWELL'S CAREER HIGHS**

RECEPTIONS: 1, vs. Mississippi State (11/28/08)  
RECEIVING YARDS: 1, vs. Mississippi State (11/28/08)  
RECEIVING TDS: 1, vs. Mississippi State (11/28/08)  
LONG RECEPTION: 1, vs. Mississippi State (11/28/08)

**8 - ZACK STOUDT**

6-4 • 217 • Jr.-JC • QB  
Dublin, Ohio (Dublin Coffman; Iowa Western C.C.)

Has played in four games with starts in three ... vs. *BYU (9/3)*: Entered in the 2nd quarter and completed 14 of 26 passes for 141 yards, conducting a pair of drives that resulted in field goals ... vs. *Southern Illinois (9/10)*: In his first start as a Rebel, completed 11 of 18 passes for 118 yards and his first career touchdown, connecting with Jamal Mosley for a 3-yard score ... at *Vanderbilt (9/17)*: Completed 13-of-26 passes for 139 yards, with one TD and five interceptions in start ... vs. *Georgia (9/24)*: Connected on 9 of 23 passes for 71 yards, with one interception in start.

**STOUDT'S CAREER STATISTICS**

—PASSING—

Year	G-S	Cmp-Att	Pct.	Yds	TD	INT	LP
2011	4-3	47-93	.505	469	2	6	47
<b>Total</b>	<b>4-3</b>	<b>47-93</b>	<b>.505</b>	<b>469</b>	<b>2</b>	<b>6</b>	<b>47</b>

—RUSHING—

Year	G-S	Att	Yds	TD	Lg	Avg.
2011	4-3	9	-55	0	13	-13.8
<b>Total</b>	<b>4-3</b>	<b>9</b>	<b>-55</b>	<b>0</b>	<b>13</b>	<b>-13.8</b>

**STOUDT'S CAREER HIGHS**

PASSING ATTEMPTS: 26, 2x, MR: at Vanderbilt (9/17/11)  
COMPLETIONS: 14, vs. *BYU (9/3/11)*  
PASSING YARDS: 141, vs. *BYU (9/3/11)*  
PASSING TD'S: 1, 2x, MR: at Vanderbilt (9/17/11)  
LONG COMPLETION: 47, at Vanderbilt (9/17/11)  
INTERCEPTIONS: 5, at Vanderbilt (9/17/11)  
LONG RUSH: 13, vs. *Georgia (9/24/11)*

**54 - WALKER STURGEON**

6-1 • 254 • Fr.-RS • DE  
Horn Lake, Miss. (DeSoto Central)

Has not seen action as a Rebel.

**56 - EVAN SWINDALL**

6-2 • 300 • So.-1L • C  
LaFayette, Ga. (LaFayette)

Has played in three games this season with two starts ... at *Vanderbilt (9/17)*: Saw action at center ... vs. *Alabama (10/15)*: Earned first start of the season at center ... vs. *Arkansas (10/22)*: Started.

—DEFENSE—

Year	G-S	UT	AT	TT	TFL-YDS	Sacks-Yds
2010	6-2	1	0	1	0.0-0	0-0
2011	3-2	0	0	0	0.0-0	0-0
<b>Total</b>	<b>9-4</b>	<b>1</b>	<b>0</b>	<b>1</b>	<b>0.0-0</b>	<b>0-0</b>

**37 - MATT TARPLEY**

5-9 • 175 • So.-Sq • WR  
Minneapolis, Minn. (Wayzata)

Has not seen action as a Rebel ... Non-scholarship player who joined the team in 2009.

**4 - MARCUS TEMPLE**

5-10 • 190 • Sr.-3L • CB  
Manquin, Va. (King William; Hargrave)

Named a team captain for the 2011 season ... Has started six games this season ... vs. *BYU (9/3)*: Started at left cornerback and registered six tackles (five solo) with a TFL, his first career sack and a pass break-up ... vs. *Southern Illinois (9/10)*: Made three solo stops and picked off a pass, which he returned 10 yards ... at *Vanderbilt (9/17)*: Recorded four solo tackles and intercepted a pass for the second straight game ... vs. *Georgia (9/24)*: Posted six tackles (five solo) ... at *Fresno State (10/1)*: Finished with six tackles (four solo) ... vs. *Alabama (10/15)*: Recorded three solo tackles and one pass break-up before suffering a season-ending ankle injury.

**TEMPLE'S CAREER STATISTICS**

—DEFENSE—

Year	G-S	UT	AT	TT	TFL-YDS	Sacks-Yds
2008	12-1	15	7	22	0.0-0	0-0
2009	13-2	11	5	16	0.0-0	0-0
2010	12-12	26	22	48	2.0-6	0-0
2011	6-6	24	4	28	1.0-9	1.0-9
<b>Total</b>	<b>43-21</b>	<b>76</b>	<b>38</b>	<b>114</b>	<b>3.0-15</b>	<b>1.0-9</b>

Year	CF	FR	PD	PRES	INT	BLK
2008	0	1	1	1	0	0
2009	0	0	2	0	1	0
2010	0	2	3	0	0	0
2011	0	0	4	0	2	0
<b>Total</b>	<b>0</b>	<b>3</b>	<b>10</b>	<b>1</b>	<b>3</b>	<b>0</b>

**TEMPLE'S CAREER HIGHS**

TACKLES: 8, at Alabama (10/16/10)  
SOLO TACKLES: 6, 2x, MR: at Alabama (10/16/10)  
TFLs: 1.0, 3x, MR: vs. *BYU (9/3/11)*  
INTERCEPTIONS: 1, 3x, MR: at Vanderbilt (9/17/11)  
PASSES DEFENDED: 1, 10x, MR: vs. Alabama (10/15/11)  
SACKS: 1.0, vs. *BYU (9/3/11)*

**29 - DEVIN THOMAS**

5-9 • 209 • Jr.-2L • RB  
San Antonio, Texas (Madison)

Has played in seven games this season and started one (RB) ... vs. *BYU (9/3)*: Ran the ball once for three yards and caught one pass for five yards ... vs. *Southern Illinois (9/10)*: Set career highs with nine rushes and 42 rushing yards and scored his first career TD on a 3-yard run ... at *Vanderbilt (9/17)*: Saw action ... vs. *Georgia (9/24)*: Rushed twice for nine yards ... at *Fresno State (10/1)*: Carried the ball twice for zero yards ... vs. *Alabama (10/15)*: Made his first start of the season, rushing the ball four times for 12 yards ... vs. *Arkansas (10/22)*: Saw action.

**D. THOMAS' CAREER STATISTICS**

—RUSHING—

Year	G-S	Att	Yds	TD	Lg	Avg.
2008	5-0	5	34	0	19	6.8
2010	12-2	6	13	0	4	2.2
2011	7-1	18	66	1	16	3.7
<b>Total</b>	<b>24-3</b>	<b>29</b>	<b>113</b>	<b>1</b>	<b>19</b>	<b>3.9</b>

—RECEIVING—

Year	G-S	Rec	Yds	TD	Lg	Avg.
2008	5-0	0	0	0	0	0.0
2010	12-2	0	0	0	0	0.0
2011	7-1	1	5	0	5	5.0
<b>Total</b>	<b>24-3</b>	<b>1</b>	<b>5</b>	<b>0</b>	<b>5</b>	<b>5.0</b>

**THOMAS' CAREER HIGHS**

RUSHING ATTEMPTS: 9, vs. *Southern Illinois (9/10/11)*  
RUSHING YARDS: 42, vs. *Southern Illinois (9/10/11)*  
RUSHING TD'S: 1, vs. *Southern Illinois (9/10/11)*  
LONGEST RUSH: 19, at Wake Forest (9/6/08)  
RECEPTIONS: 1, vs. *BYU (9/3/11)*  
RECEIVING YARDS: 5, vs. *BYU (9/3/11)*  
LONG RECEPTION: 5, vs. *BYU (9/3/11)*

**54 - CARLOS THOMPSON**

6-4 • 250 • So.-1L • DE  
Hollandale, Miss. (Simmons)

Has played in three games this year ... vs. *BYU (9/3)*: Saw action ... vs. *Southern Illinois (9/10)*: Saw action ... vs. *Arkansas (10/22)*: Saw action.

**C. THOMPSON'S CAREER STATISTICS**

—DEFENSE—

Year	G-S	UT	AT	TT	TFL-YDS	Sacks-Yds
2010	7-0	1	0	1	1.0-13	1.0-13
2011	3-0	0	0	0	0-0	0-0
<b>Total</b>	<b>10-0</b>	<b>1</b>	<b>0</b>	<b>1</b>	<b>1.0-13</b>	<b>1.0-13</b>

Year	CF	FR	PD	PRES	INT	BLK
2010	0	0	0	0	0	0
2011	0	0	0	0	0	0
<b>Total</b>	<b>0</b>	<b>0</b>	<b>0</b>	<b>0</b>	<b>0</b>	<b>0</b>

**98 - TAURUS WARD**

6-2 • 320 • Jr.-RS • DT  
Aberdeen, Miss. (Aberdeen; Itawamba C.C.)

Has not seen action as a Rebel.

**73 - ALEX WASHINGTON**

6-4 • 360 • Sr.-3L • OL  
Monroe, La. (Carroll)

Has played in five games this season and started two ... at *Fresno State (10/1)*: Made first career start (LG) and helped lead the Rebels to a season-high 216 rushing yards.

**30 - D'LYLE WASHINGTON**

5-7 • 178 • Fr.-HS • RB  
Carrollton, Texas (Plano East)

Has not seen action ... Non-scholarship player who joined the team in the spring.

**55 - CAMERON WHIGHAM**

6-2 • 255 • So.-1L • DE  
Snellville, Ga. (Shiloh)

Has played in four games this season ... vs. *BYU (9/3)*: Assisted on a tackle ... vs. *Southern Illinois (9/10)*: Saw action ... vs. *Alabama (10/15)*: Saw action.

**WHIGHAM'S CAREER STATISTICS**

—DEFENSE—

Year	G-S	UT	AT	TT	TFL-YDS	Sacks-Yds
2010	8-0	2	3	5	0.0-0	0-0
2011	4-0	1	1	2	0.0-0	0-0
<b>Total</b>	<b>12-0</b>	<b>3</b>	<b>4</b>	<b>7</b>	<b>0.0-0</b>	<b>0-0</b>

**WHIGHAM'S CAREER HIGHS**

TACKLES: 3, vs. at Tennessee (11/13/10)  
SOLO TACKLES: 1, 3x, MR: vs. *Arkansas (10/22/11)*

**21 - ZAROLD WILDER**

5-6 • 173 • Fr.-HS • RB  
Powder Springs, Ga. (McEachern)

Has not seen action ... Non-scholarship player who joined the team this fall.

**87 - ALEX WILLIAMS**

6-4 • 230 • So.-Sq • TE  
Tallahassee, Fla. (Florida A&M High)

Has not seen action as a Rebel.

**44 - RALPH WILLIAMS**

6-0 • 238 • Fr.-RS • LB  
Miami, Fla. (Southridge)

Has played in seven games this season with three starts ... *vs. BYU (9/3)*: Posted five tackles (two solo), including a TFL, in his first collegiate game ... *vs. Southern Illinois (9/10)*: Made two tackles (one solo) ... *at Vanderbilt (9/17)*: Assisted on three tackles ... *vs. Georgia (9/24)*: Made three tackles (one solo) in his first career start .. *at Fresno State (10/1)*: Racked up six tackles (four solo), including the first sack of his career ... *vs. Alabama (10/15)*: Started and tallied four tackles (three solo) ... *vs. Arkansas (10/22)*: Saw action.

**R. WILLIAMS' CAREER STATISTICS**

—DEFENSE—

Year	G-S	UT	AT	TT	TFL-YDS	Sacks-Yds
2011	7-3	11	12	23	2.0-13	1.0-11
<b>Total</b>	<b>7-3</b>	<b>11</b>	<b>12</b>	<b>23</b>	<b>2.0-13</b>	<b>1.0-11</b>

**R. WILLIAMS' CAREER HIGHS**

TACKLES: 6, at Fresno State (10/1/11)  
SOLO TACKLES: 4, at Fresno State (10/1/11)  
TFLs: 1.0, 2x, MR: at Fresno State (10/1/11)  
SACKS: 1.0, at Fresno State (10/1/11)

**31 - RUDY WILSON**

5-11 • 215 • Jr.-2L • LB  
Port Orange, Fla. (Mainland; Hargrave)

Has played in six games this season ... *vs. Southern Illinois (9/10)*: Saw action on special teams ... *at Vanderbilt (9/17)*: Saw action ... *vs. Georgia (9/24)*: Posted one tackle, which was a TFL *at Fresno State (10/1)*: Saw action ... *vs. Alabama (10/15)*: Saw action ... *vs. Arkansas (10/22)*: Saw action.

**WILSON'S CAREER STATISTICS**

—DEFENSE—

Year	G-S	UT	AT	TT	TFL-YDS	Sacks-Yds
2009	3-0	1	0	1	0.0-0	0-0
2010	3-0	2	0	2	1.0-4	0-0
2011	6-0	1	0	1	1.0-2	0-0
<b>Total</b>	<b>12-0</b>	<b>4</b>	<b>0</b>	<b>4</b>	<b>2.0-6</b>	<b>0-0</b>

**WILSON'S CAREER HIGHS**

TACKLES: 1, 4x, MR: *vs. Georgia (9/24/11)*  
SOLO TACKLES: 1, 3x, MR: *vs. Georgia (9/24/11)*  
TFL: 1.0, 2x, MR: *vs. Georgia (9/24/11)*

**82 - T.J. WORTHY**

6-2 • 200 • Fr.-HS • WR  
Gadsden, Ala. (Gadsden)

Has not seen action ... Member of the 2011 signing class.