



GAMEDAY INFORMATION

Stadium..... Williams-Brice Stadium
Capacity..... 80,250

TV **CBS**
Play-by-Play..... Spero Dedes
Analyst..... Steve Beuerlein
Sideline..... Otis Livingston
Gamecock Replay..... **SportSouth**
Play-by-Play..... Andy Demetra
Analyst..... Brad Muller

National Radio **Touchdown Radio**
Play-by-Play..... Frank Frangie
Analyst..... Gino Torretta
Sideline..... Roxy Bernstein
Local Radio **Gamecock Radio**
Play-by-Play..... Todd Ellis
Analysis..... Tommy Suggs
Sideline..... Terry Cousin
SATELLITE RADIO..... **Sirius 220 /XM 199**

SERIES CAPSULE

Series History AU leads 8-1-1
In Columbia AU leads 2-0
In Auburn AU leads 3-0
At Neutral AU leads 3-1-1
First Meeting (1930 in Columbus, Ga.)... AU 25, SC 7
Last Meeting (2010 in Atlanta) AU 56, SC 17
Last Meeting in Columbia (2006)..... AU 24, SC 17
Last Carolina Win (Birmingham) SC 16, SU 14 (1933)
Current Streak AU has won 6 in a row
Spurrier vs. Auburn..... 10-7
Chizik vs. South Carolina..... 2-0

SOUTH CAROLINA QUICK FACTS

Location.....Columbia, S.C.
Founded.....1801
Enrollment.....29,957
Conference.....Southeastern (Eastern Division)
Colors..... Garnet (PMS 202C) & Black
Surface..... Natural Grass

SOUTH CAROLINA COACHES

Head Coach..... Steve Spurrier
Special Teams Coordinator/Spurs.....John Butler
Running Game Coordinator/
Offensive Line Shawn Elliott
Running Backs/Tight Ends Jay Graham
Safeties Jeep Hunter
Assistant Head Coach/
Assistant Coach—Defense/Linebackers .. Ellis Johnson
Defensive Line..... Brad Lawing
Quarterbacks G.A. Mangus
Passing Game Coordinator/
Wide Receivers/Recruiting Coord.....Steve Spurrier Jr.
Defensive Coordinator/Cornerbacks Lorenzo Ward
Director—Football Operations Jamie Speronis
Strength & Conditioning Coach Craig Fitzgerald
Head Football Athletic Trainer Clint Haggard



SOUTH CAROLINA GAMECOCKS
4-0 Overall; 2-0 SEC
AP: No. 10/Coaches: No. 9

Head Coach..... Steve Spurrier
Alma Mater..... Florida (1967)
Career Record 190-73-2 (22nd year)
South Carolina Record 48-33 (7th year)
Media Relations Director..... Steve Fink
Fink Email finksc@mailbox.sc.edu
Fink Office 803-777-7987
Fink Cell..... 803-240-5268
Assistant SID..... Andrew Kitick
Kitick Email kitick@mailbox.sc.edu
Kitick Office..... 803-777-5257
Kitick Cell..... 803-240-4150
Office Fax 803-777-2967
Official Website www.gamecocksonline.com

SOUTH CAROLINA SCHEDULE

DATE	Opponent	Time/Score	TV
09/03	East Carolina (Charlotte)	W, 56-37	FSN
09/10	at Georgia*	W, 45-42	ESPN
09/17	Navy	W, 24-21	ESPN2
09/24	Vanderbilt*	W, 21-3	ESPN2
10/01	Auburn*	3:30 pm	CBS
10/08	Kentucky*	12:21 pm	SECNet
10/15	at Mississippi State*	TBA	TBA
10/29	at Tennessee*	TBA	TBA
11/05	at Arkansas*	TBA	TBA
11/12	Florida*	TBA	TBA
11/19	The Citadel	12 pm	PPV
11/26	Clemson	TBA	TBA

SETTING THE STAGE

The No. 10/9 South Carolina Gamecocks (4-0, 2-0 SEC) put their undefeated record on the line when they host the defending national champion Auburn Tigers (3-1, 1-0 SEC) on Saturday, Oct. 1. Game time is set for 3:30 pm with CBS televising the game nationwide. The game sponsor is Little Caesars. The Gamecocks are off to a 4-0 start for the first time under Steve Spurrier. The last time South Carolina began the season 4-0 was in the 2001 season when they opened with five straight wins before finishing with a 9-3 mark under head coach Lou Holtz.

The Gamecocks will wear custom Under Armour uniforms to support the Wounded Warrior Project's "Believe in Heroes" campaign. The effort is to raise awareness for this great cause, and honor our troops, veteran's and those who lost their lives on Sept. 11, 2001.

For the latest on Gamecock standouts Marcus Lattimore and Alshon Jeffery, check out the websites: **MarcusLattimore21.com** and **AlshonJeffery1.com**.



AUBURN TIGERS
3-1 Overall; 1-0 SEC
AP: ARV/Coaches: ARV

Head Coach..... Gene Chizik
Alma Mater..... Florida (1985)
Career Record 30-25 (5th year)
Auburn Record 25-6 (3rd year)
Media Relations Director..... Kirk Sampson
Sampson Email kirk@auburn.edu
Sampson Office..... 334-844-0455
Sampson Cell..... 334-887-0839
Office Fax..... 334-844-9807
Official Website www.AuburnTigers.com

AUBURN SCHEDULE

DATE	Opponent	Time/Score	TV
09/03	Utah State	W, 42-38	ESPN2
09/10	Mississippi State*	W, 41-34	SECNet
09/17	at Clemson	L, 24-38	ABC
09/24	Florida Atlantic	W, 30-14	FSS
10/01	at South Carolina*	3:30 pm	CBS
10/08	at Arkansas*	7 pm	TBA
10/15	Florida*	TBA	TBA
10/22	at LSU*	TBA	TBA
10/29	Ole Miss*	TBA	TBA
11/12	at Georgia*	TBA	TBA
11/19	Samford	TBA	PPV
11/26	Alabama*	TBA	TBA





GAMECOCK ALL-AMERICA CANDIDATES



#1 ALSHON JEFFERY Wide Receiver

Junior ♦ 6-4 ♦ 229 ♦ 2 VL
St. Matthews, S.C. (Calhoun County)

- ✓ 2011 Watch Lists:
Biletnikoff
Walter Camp
Maxwell Award
- ✓ *Playboy* Preseason All-American
- ✓ *Phil Steele* Preseason All-American
- ✓ *Sporting News* SEC Preseason
"Most Thrilling"
- ✓ *Sports Illustrated* Cover (8/15/11)
- ✓ 2010 Biletnikoff Finalist
- ✓ 2010 First-team All-American by
AFCA, FWAA, *Phil Steele* and
ESPN.com
- ✓ 2010 Second-team All-American by
Walter Camp, *Sports Illustrated*,
AP and CollegeFootballNews.com

A. Jeffery's Statistics

Yr.	GP/GS	Rec	Yds	Avg	TD
'09	13/7	46	763	16.6	6
'10	14/14	88	1517	17.2	9
'11	4/3	14	246	17.6	1
	31/24	148	2526	17.1	16

#98 DEVIN TAYLOR Defensive End

Junior ♦ 6-7 ♦ 260 ♦ 2 VL
Beaufort, S.C. (Beaufort)

- ✓ 2011 Watch Lists:
Bednarik
Lombardi
Nagurski
Hendricks
- ✓ *Phil Steele* Preseason All-American
- ✓ 2010 First-team All-SEC by the AP,
Phil Steele and Rivals.com
- ✓ 2010 All-Sophomore first-team by
CollegeFootballNews.com

Taylor's Statistics

Yr.	GP/GS	TT	TFL	QBS	PBU	QBH
'09	12/5	28	5.5	2.0	0	2
'10	14/14	46	13.0	7.5	8	11
'11	4/4	16	2.0	1.0	1	2
	30/23	90	20.5	10.5	9	15

#5 STEPHON GILMORE Cornerback

Junior ♦ 6-1 ♦ 193 ♦ 2 VL
Rock Hill, S.C. (South Pointe)

- ✓ 2011 Watch Lists:
Bednarik
Thorpe
Hornung
Lott Trophy
- ✓ *Playboy* Preseason All-American
- ✓ *Phil Steele* Preseason Second-Team
All-American
- ✓ 2010 AP third-team All-American
- ✓ 2010 First-team All-SEC

Gilmore's Statistics

Yr.	GP/GS	TT	TFL	QBS	INT	PBU
'09	13/13	56	6.0	3.0	1	8
'10	14/14	79	6.0	3.0	3	2
'11	4/4	18	0.0	0.0	1	2
	31/31	153	12.0	6.0	5	12

#21 MARCUS LATTIMORE Tailback

Sophomore ♦ 6-0 ♦ 232 ♦ 1 VL
Duncan, S.C. (Byrnes)

- ✓ 2011 Watch Lists:
Walter Camp
Maxwell
Doak Walker
- ✓ *Sporting News* Preseason
All-American
- ✓ *Sporting News* SEC Preseason
Player of the Year
- ✓ *Sporting News* Doak Walker
Preseason Favorite
- ✓ 2010 National Freshman of the Year
- ✓ 2010 SEC Freshman of the Year
- ✓ 2010 First-team All-SEC

Lattimore's Statistics

-Rushing-						
Year	GP/GS	Att	Yds	Avg	TD	
'10	13/13	249	1197	4.8	17	
'11	4/4	107	611	5.7	8	
	17/17	356	1808	5.1	25	
-Receiving-						
Year	GP/GS	Rec	Yds	Avg	TD	
'10	13/13	29	412	14.2	2	
'11	4/4	12	139	11.6	1	
	17/17	41	551	13.4	3	



2011 SEC STANDINGS

EASTERN DIVISION

	SEC PCT.	PF	PA	ALL	PCT.	PF	PA
S. Carolina	2-0 1.000	66	45	4-0	1.000	146	103
Florida	2-0 1.000	81	33	4-0	1.000	161	36
Vanderbilt	1-1 .500	33	28	3-1	.750	102	63
Georgia	1-1 .500	69	58	2-2	.500	149	93
Tennessee	0-1 .000	23	33	2-1	.667	110	72
Kentucky	0-1 .000	10	48	2-2	.500	68	88

WESTERN DIVISION

	SEC PCT.	PF	PA	ALL	PCT.	PF	PA
Alabama	1-0 1.000	38	14	4-0	1.000	154	32
LSU	1-0 1.000	19	6	4-0	1.000	155	57
Auburn	1-0 1.000	41	34	3-1	.750	137	124
Arkansas	0-1 .000	14	38	3-1	.750	155	76
Miss. State	0-2 .000	40	60	2-2	.500	125	94
Ole Miss	0-2 .000	20	57	1-3	.250	75	95

Last Week in the SEC

Georgia 27, Ole Miss 13
Alabama 38, Arkansas 14
South Carolina 21, Vanderbilt 3
Florida 48, Kentucky 10
Auburn 30, Florida Atlantic 14
Mississippi State 26, Louisiana Tech 20 (OT)
LSU 47, West Virginia 21

This Week in the SEC

Saturday, October 1

Texas A&M vs. Arkansas (Arlington), Noon, ESPN
Mississippi State at Georgia, Noon, FSN
Kentucky at LSU, 12:21 pm, SEC Network
Buffalo at Tennessee, 12:30 pm, CSS
Auburn at South Carolina, 3:30 pm, CBS
Alabama at Florida, 8 pm, CBS
Ole Miss at Fresno State, 9:15 pm, ESPN2

Next Week in the SEC

Saturday, October 8

Mississippi State at UAB, Noon, SportSouth
Kentucky at South Carolina, 12:21 pm, SEC Network
Florida at LSU, 3:30 pm, CBS
Vanderbilt at Alabama, 7 pm, ESPN2/U
Auburn at Arkansas, 7 pm, ESPN2/U
Georgia at Tennessee, 7 pm, ESPN2/U

A South Carolina win over Auburn would...

- ♦ Give the Gamecocks five straight wins to open the season for the first time in seven seasons under head coach Steve Spurrier. The last time South Carolina opened the season 5-0 was in 2001. They were also 5-0 in 1902, 1928, 1984 and 1988.
- ♦ Be the first win over Auburn since the 1933 season. The Tigers have won the last six meetings over Carolina.
- ♦ Be the Gamecocks first win ever in Columbia over Auburn. The Tigers won at Williams-Brice Stadium in 1997 and again in 2006 in the only two previous meetings in Columbia.
- ♦ Give Stephen Garcia his 21st win as a starting quarterback, surpassing Steve Taneyhill for second on the Gamecocks' all-time list. The senior from Lutz, Fla. owns a 20-13 record. Only Todd Ellis (24) has won more.

A LITTLE HISTORY: 2011 marks the 118th season of intercollegiate football at the University of South Carolina, dating back to 1892. It is the 105th-consecutive year in which South Carolina has competed on the gridiron. The University did not field a team in either 1893 or 1906. Carolina owns an all-time record of 547-541-44.

SEC HISTORY: The 2011 season marks South Carolina's 20th year in the Southeastern Conference. South Carolina and Arkansas joined the league prior to the 1992 campaign. The Gamecocks earned their first SEC Eastern Division title in the 2010 season.

THIS WEEK'S FOE: The 2010 National Champion Auburn Tigers make their way to Columbia for the first time since the 2006 season. Auburn is off to a 3-1 start this season, outscoring Utah State, 42-38, and Mississippi State, 41-34, before dropping a non-conference game at Clemson, 38-24. They rebounded last week with a convincing 30-14 win over Florida Atlantic. Gene Chizik is in his third season guiding the Tiger fortunes.

S.C. VS. AUBURN: The Gamecocks have defeated the Auburn Tigers just once and have one tie in 10 tries. That lone win came back in the 1933 season, a 16-14 victory in a game played in Birmingham. Auburn defeated South Carolina twice last season, a 35-27 decision in Auburn on Sept. 25, then a 56-17 verdict in Atlanta in the SEC Championship game on Dec. 4. Since South Carolina joined the SEC in the 1992 season, Auburn has defeated Carolina in all six matchups.

THE LAST TIME THEY MET: Cam Newton passed for a career-high 335 yards and four touchdowns, plus ran for a pair of TDs in an MVP performance that led No. 2 Auburn (13-0) to the SEC championships with a 56-17 win over the 18th-ranked Gamecocks (9-4). Marcus Lattimore carried 16 times for a game-high 84 yards, while Stephen Garcia hit on 16-of-28 passes for 170 yards to lead Carolina.

THE HEAD BALL COACH: Steve Spurrier is in his seventh season directing the Gamecock football program. He has logged a 48-33 mark in Columbia. The Head Ball Coach ranks second on the school's all-time wins list and fourth in games coached at South Carolina, one behind Jim Carlen. He is the first coach to have a career winning record at Carolina since Joe Morrison (39-28-2) patrolled the sidelines from 1983-88. Spurrier owns a 190-73-2 mark as a collegiate head coach, with stops at Duke and Florida before his stint at South Carolina. He is signed through the 2014 season.

SOUTH CAROLINA VS. AUBURN (1-8-1)

Year	Date	Result	Score	Location
1930	11/27	L	7-25	N
1931	11/26	L	6-13	N
1932	12/03	T	20-20	N
1933	12/02	W	16-14	N
1996	10/05	L	24-28	A
1997	10/04	L	6-23	H
2005	10/01	L	7-48	A
2006	09/28	L	17-24	H
2010	09/25	L	27-35	A
2010	12/04	L	17-56	N

SPURRIER VS. AUBURN: South Carolina head coach Steve Spurrier owns a 10-7 all-time record against Auburn, including an 0-4 mark as head coach at South Carolina. He has lost his last five decisions to the Tigers since a 28-6 win in the 2000 SEC Championship Game.

HOME COOKIN: The Gamecocks have done a good job of protecting their home turf of late. In each of the past two seasons (2009 and '10), Carolina has posted a 6-1 home record. The only losses came to top-ranked Florida in 2009 and to 17th-ranked Arkansas last season. South Carolina is 16-2 in its last 18 home games.

FAST TIMES: The Gamecocks are off to a 4-0 start for just the eighth time in school history and for the first time since the 2001 season. Here are the best starts in school history and where those teams finished up:

Year	Start	Finish
1984	9-0	10-2
1988	6-0	8-4
2001	5-0	9-3
1928	5-0	6-2-2
1902	5-0	6-1
2011	4-0	???
2000	4-0	8-4
1910	4-0	4-4

FAST START IN THE SEC: The Gamecocks are 2-0 in SEC play for just the third time in their 20-year history in the league. They opened 2-0 in 2000 with home wins over Georgia and Mississippi State before losing at Alabama. That squared improved to 5-1 in conference action before finishing at 5-3. In 2001 the Gamecocks opened with wins at Georgia, at Mississippi State, vs. Alabama and at Kentucky to go to 4-0 in SEC play before losing at Arkansas and finishing 5-3 in league action. The Gamecocks have finished SEC play with a 5-3 mark four times (2000, 2001, 2005 and 2010). They have never been 6-2 or better.



Gamecock Start Chart

Player	'06	'07	'08	'09	'10	'11	All
Stephen Garcia	-	RS	3	13	14	3	33
Stephon Gilmore	-	-	-	13	14	4	31
T.J. Johnson	-	-	RS	13	14	4	31
Alshon Jeffery	-	-	-	7	14	3	24
Antonio Allen	-	-	0	8	11	4	23
Rodney Paulk	10	12	RS	1	0	0	23
Travian Robertson	-	1	0	4	14	4	23
Devin Taylor	-	-	RS	5	14	4	23
Kyle Nunn	-	RS	0	7	9	4	20
Akeem Auguste	-	-	0	9	10	0	19
Jason Barnes	-	1	9	7	0	1	18
Rokeyious Watkins	-	-	-	RS	14	4	18
Terrence Campbell	RS	0	9	2	2	4	17
Marcus Lattimore	-	-	-	-	13	4	17
Shaq Wilson	-	-	0	11	1	4	16
DeVonte Holloman	-	-	-	2	10	2	14
D.L. Moore	-	-	-	0	12	1	13
D.J. Swearinger	-	-	-	0	8	4	12
C.C. Whitlock	-	-	0	5	5	2	12
Kenny Miles	-	-	RS	7	1	0	8
Justice Cunningham	-	-	-	2	2	3	7
Melvin Ingram	-	0	RS	1	1	4	6
Reginald BOWENS	-	-	RS	0	0	4	4
A.J. Cann	-	-	-	-	RS	4	4
Marty Markett	-	-	-	RS	2	2	4
Dalton Wilson	-	-	RS	0	0	4	4
Aldrick Fordham	-	-	-	0	0	3	3
Damario Jeffery	-	-	-	0	3	0	3
Ace Sanders	-	-	-	-	0	3	3
Jimmy Legree	-	-	-	RS	0	2	2
Jadeveon Clowney	-	-	-	-	-	1	1
Lamar Scruggs	-	-	-	RS	0	1	1
Connor Shaw	-	-	-	-	0	1	1

ABOUT LAST WEEK: The Gamecocks used a suffocating defense to stymie the previously undefeated Vanderbilt Commodores in a 21-3 win last Saturday night in Columbia. The Gamecock defense held Vandy to just five first downs and 77 total yards on 48 plays (1.6 yards/play), including 4 yards on 25 rushing attempts. SEC Defensive Player of the Week Melvin Ingram scored his third TD of the season, recovering a fumble in the end zone to put Carolina on top, 7-3. Marcus Lattimore added two touchdowns, a 52-yard reception right before intermission, and a 22-yard scamper in the third quarter to put the game away.

SHUT DOWN DEFENSE: The Gamecocks held Vanderbilt to just five first downs, four yards rushing and 77 yards of total offense, easily the best marks in the seven-year stint of head coach Steve Spurrier in Columbia. It was the fewest yards the Gamecocks have allowed in a game since surrendering 66 in a 30-0 win at Wake Forest in 1987. The Gamecocks also held Vandy to just 1-of-14 on third-down conversions.

NO DRIVE: Vanderbilt had 14 possessions in Saturday's contest, ending with nine punts, two fumbles, one interception, one field goal, and one end of half. Of the 14 possessions, only two lasted more than four plays and only one netted more than nine yards. Taking away a nine-play, 37-yard drive in the second quarter that ended in a punt, Vandy logged just 40 yards on 39 plays.

SCORING MACHINE: Defensive end Melvin Ingram may have been the forgotten defensive end in the pre-season with all the hype given to returning All-SEC performer Devin Taylor and the arrival of the nation's top recruit, Jadeveon Clowney, but Ingram has made his presence felt. The senior from Hamlet, N.C. scored his third touchdown of the season against Vanderbilt when he recovered a fumble in the end zone. Ingram also had 3.0 tackles for loss including a pair of sacks against Vanderbilt, and broke up one pass. He also scored on a fake punt and on a fumble recovery against Georgia. With 18 points, he is tied for third on the squad with quarterback Stephen Garcia, behind only Marcus Lattimore and placekicker Jay Wooten. He is 10th on the Gamecocks' all-time list with 13.5 career sacks.

WITH A LITTLE HELP FROM MY FRIENDS: The Carolina defense and special teams have been responsible for six touchdowns this season. Defensive end Melvin Ingram has scored three times, a 68-yard run on a fake punt and a five-yard fumble return, both at Georgia, and a fumble recovery in the end zone against Vanderbilt; Spur Antonio Allen has scored twice, a 25-yard fumble return against ECU and a 25-yard interception return against Georgia; and Ace Sanders scored on a 68-yard punt return against East Carolina. The Gamecocks scored six defensive touchdowns all last season.

GETTING MORE FROM LATTI: Marcus Lattimore had a seemingly quiet game (for him) against East Carolina, but still finished the contest with a game-high 23 carries for a game-high 112 yards and three touchdowns. He came back with an impressive performance at Georgia, rushing 27 times for 176 yards and a touchdown. After the Navy outburst (37 carries for a career-high 246 yards), he owns seven career 100-yard rushing games, with five of the seven going for 175 or more yards. He has logged seven 100-yard rushing games in 17 contests. The great Heisman Trophy winner George Rogers played 26 games before registering his seventh-career 100-yard rushing game. Lattimore has eight rushing touchdowns this season and 25 in his career, sixth on the Gamecocks' all-time list and just six away from the top spot. With 28 career touchdowns (including three receiving), he has tied for third in career touchdowns in school history with Brandon Bennett and Cory Boyd and is just five away from the record.

AMONG THE BEST: Marcus Lattimore checks in as the nation's third-leading rusher this week with 611 yards in four games, an average of 152.75 yards per game. Here are the leaders:

Rk.	Name	School	Yards	Avg.
1.	Denard Robinson	Michigan	506	168.67
2.	LaMichael James	Oregon	613	153.25
3.	Marcus Lattimore	South Carolina	611	152.75
4.	Ronnie Hillman	San Diego State	606	151.50
5.	Lamar Miller	Miami (Fla.)	409	136.33

MARVELOUS MARCUS: Marcus Lattimore had one of the best rushing games in school history, when he carried 37 times for a career-high 246 yards in the win over Navy. Here are the top rushing games at Carolina:

Rk.	Name	Opponent	Date	Yards
1.	Brandon Bennett	E. Tenn. State	10/05/91	278
2.	Jeff Grantz	Ohio	10/20/73	260
3.	Steve Wadiak	Clemson	10/19/50	256
4.	Marcus Lattimore	Navy	09/17/11	246
5.	George Rogers	Wake Forest	11/18/78	237

CARRY ON: Marcus Lattimore carried 37 times in the win over Navy. It's the third time he's had 37 or more carries in his 16-game collegiate career. Here are the top-5 single-game rushing attempts in school history:

Rk.	Name	Opponent	Date	Carries
1.	Marcus Lattimore	Florida	11/13/10	40
2.	Ron Bass	North Carolina	10/26/74	39
3.	George Rogers	Wake Forest	11/15/80	38
4.	Marcus Lattimore	Georgia	09/11/10	37
	Marcus Lattimore	Navy	09/17/11	37

Tracking the 2011 Opponents

Opponent (Date vs. SC)	W-L	Last Game	Next Game
vs East Carolina (9/3)	1-2	W, 28-23 vs UAB	vs North Carolina (10/1)
at Georgia (9/10)	2-2	W, 27-13 at Ole Miss	vs Mississippi State (10/1)
vs Navy (9/17)	2-1	L, 24-21 at South Carolina	vs Air Force (10/1)
vs Vanderbilt (9/24)	3-1	L, 21-3 at South Carolina	at Alabama (10/8)
vs Auburn (10/1)	3-1	W, 30-14 vs FAU	at South Carolina (10/1)
vs Kentucky (10/8)	2-2	L, 48-10 vs Florida	at LSU (10/1)
at Mississippi State (10/15)	2-2	W, 26-20 (OT) vs Louisiana Tech	at Georgia (10/1)
at Tennessee (10/29)	2-1	L, 33-23 at Florida	vs Buffalo (10/1)
at Arkansas (11/5)	3-1	L, 38-14 at Alabama	vs Texas A&M (10/1)
vs Florida (11/12)	3-0	W, 48-10 at Kentucky	vs Alabama (10/1)
vs The Citadel (11/19)	1-2	L, 18-15 (OT) at Elon	at Chattanooga (10/1)
vs Clemson (11/26)	4-0	W, 35-30 vs Florida State	at Virginia Tech (10/1)
Opponents' Overall Record	28-15	(.651)	



Watch Lists

Bednarik Award

Stephon Gilmore
Devin Taylor

Biletnikoff Award

Alshon Jeffery

Walter Camp Award

Alshon Jeffery
Marcus Lattimore

Ted Hendricks Award

Devin Taylor

Paul Hornung Award

Stephon Gilmore

Rotary Lombardi Award

Travian Robertson
Devin Taylor

Ronnie Lott Trophy

Stephon Gilmore

Maxwell Award

Stephen Garcia
Alshon Jeffery
Marcus Lattimore

Bronko Nagurski Award

Stephon Gilmore
Devin Taylor

Outland Trophy

T.J. Johnson
Rokevious Watkins

Rimington Trophy

T.J. Johnson

Jim Thorpe Award

Stephon Gilmore

Doak Walker Award

Marcus Lattimore

MORE MISCELLANEOUS ON MARCUS:

* Marcus Lattimore leads the SEC in rushing with an average of 152.8 yards per game. That is over 40 yards per game ahead of his nearest competitor, Alabama's Trent Richardson.

* Lattimore is the only non-quarterback list among the SEC's top-10 in total offense. He ranks 10th in the league with 152.8 yards per contest.

* Lattimore is tied for first in the SEC and tied for fifth in the nation in points per game, averaging 13.5 per contest on his nine touchdowns in four games.

* Lattimore has scored nine of Carolina's 14 offensive touchdowns this season.

* Lattimore ranks first in the SEC in all-purpose yards (rushing, receiving, punt returns and kickoff returns) at 187.5 yards per game.

* Lattimore has three 100-yard rushing games this season and seven in his career. He ranks ninth on the South Carolina list for 100-yard rushing games in a career.

* Lattimore has garnered 71 percent of the Carolina rushing yards this season and has scored eight of the 12 rushing touchdowns.

* Lattimore is the Gamecocks' second-leading receiver with 12 catches for 139 yards, including the season's longest reception of 52 yards.

* Lattimore has rushed for 30 first downs this season.

* For more on Lattimore, see page 13.

BREAKING HIM DOWN: Marcus Lattimore seems to get stronger as the game goes on. Here's how he has fared in each of the four quarters and two halves this season:

Segment	Att.	Yds	Avg.	TD	1st Dn
1st Quarter	25	156	6.24	1	7
2nd Quarter	15	85	5.67	2	3
3rd Quarter	31	163	5.26	2	11
4th Quarter	36	207	5.75	3	9
1ST HALF	40	241	6.03	3	10
2ND HALF	67	370	5.52	5	20
TOTALS	107	611	5.71	8	30

GARCIA BACK IN THE BOX: Stephen Garcia has returned to the starting quarterback duties after his string of 28 consecutive starts was snapped in the opener against East Carolina. He entered the ECU contest in the second quarter with the Gamecocks trailing 17-0. He completed 7-of-15 passes for 110 yards and a touchdown, but also ran five times for 56 yards and two scores, including a career-long 32-yard burst on his first drive. Prior to the opener against ECU, the last time the Gamecock starting quarterback was not named Garcia was Nov. 29, 2008 when Chris Smelley got the nod against Clemson. Garcia was 11-of-25 for 142 yards and a touchdown at Georgia. He was 18-of-25 for 204 yards in the win over Navy and 16-of-30 for 228 yards against Vanderbilt.

THE FINAL COUNTDOWN: Fifth-year senior Stephen Garcia, a 6-2, 232-pounder from Lutz, Fla., ranks statistically among the top four quarterbacks in South Carolina history (see charts below). He is 20-13 in 33 career starts. Only Todd Ellis (24) and Steve Taneyhill (20) have won as many games as a starting quarterback for Carolina. For the season he has completed 54.7 percent of his passes for 684 yards and three touchdowns. Garcia is the SEC active leader in total offense, touchdown responsibility, pass completions, passing yards and touchdown passes.

STARTING SIGNAL-CALLERS: Stephen Garcia has made 33 career starts, third on Carolina's list since 1983. Here are the quarterbacks and their records:

Quarterback	Starts	Record
Todd Ellis	43	24-16-3
Steve Taneyhill	40	20-19-1
Stephen Garcia	33	20-13-0
Anthony Wright	31	12-19-0
Phil Petty	29	17-12-0

GARCIA VS. AUBURN: Stephen Garcia is 0-2 in two starts against Auburn. He has completed 31-of-49 passes (63.3 percent) for 405 yards with five touchdowns and two interceptions.

THIRD GAMECOCK TO 7K: Stephen Garcia became just the third quarterback in Gamecock history to throw for over 7,000 yards in a career. He now has thrown for 7,437 yards, ranking behind only Todd Ellis (9,953) and Steve Taneyhill (8,782). He ranks eighth among current Division I quarterbacks in career passing yards:

Rk.	Name	School	Yards
1	Case Keenum	Houston	15,120
2	Kellen Moore	Boise State	11,862
3	Ryan Lindley	San Diego State	10,412
4	Russell Wilson	Wisconsin	9,681
5	Landry Jones	Oklahoma	8,938
6	Bryant Moniz	Hawaii	8,604
7	Austin Davis	Southern Miss	8,387
8	Stephen Garcia	South Carolina	7,437

Garcia's Statistics

-Passing-						
Year	GP/GS	Att-Com-Int	Pct.	Yds	TD	Long
2008	8/3	122-65-8	53.3	832	6	41
2009	13/13	432-239-10	55.3	2862	17	80
2010	14/14	349-224-14	64.2	3059	20	72
2011	4/3	95-52-7	54.7	684	3	52
Total	39/33	998-580-39	58.1	7437	46	80
-Rushing-						
Year	GP/GS	Att	Yds	Avg	TD	Long
2008	8/3	70	198	2.8	2	25
2009	13/13	120	186	1.5	4	21
2010	14/14	105	222	2.1	6	22
2011	4/3	24	109	4.5	3	32
Total	39/33	319	715	2.2	15	32

South Carolina's Career Passing Leaders

PASS ATTEMPTS

- Todd Ellis (1986-89)1,350
- Steve Taneyhill (1992-95).....1,245
- 3. Stephen Garcia (2008-11) . 998**
- Phil Petty (1998-2001).....861
- Anthony Wright (1995-98)796

PASS COMPLETIONS

- Steve Taneyhill (1992-95)753
- Todd Ellis (1986-89)747
- 3. Stephen Garcia (2008-11) . 580**
- Blake Mitchell (2004-07).....482
- Phil Petty (1998-01).....454

COMPLETION PERCENTAGE

- Blake Mitchell (2004-07).....607
- Steve Taneyhill (1992-95)605
- Bobby Fuller (1990-91).....588
- 4. Stephen Garcia (2008-11) .581**
- Chris Smelley (2006-08).....564

PASSING TOUCHDOWNS

- Steve Taneyhill (1992-95)62
- Todd Ellis (1986-89)49
- 3. Stephen Garcia (2008-10) ... 46**
- Anthony Wright (1995-98)38
- Blake Mitchell (2004-07).....38



Associated Press

1. LSU (42)	4-0	1471
2. Oklahoma (12)	3-0	1422
3. Alabama (5)	4-0	1413
4. Boise State (1)	3-0	1280
5. Oklahoma State	4-0	1209
6. Stanford	3-0	1205
7. Wisconsin	4-0	1177
8. Nebraska	4-0	991
9. Oregon	3-1	985
10. South Carolina	4-0	950
11. Virginia Tech	4-0	883
12. Florida	4-0	820
13. Clemson	4-0	744
14. Texas A&M	2-1	734
15. Baylor	3-0	659
16. South Florida	4-0	585
17. Texas	3-0	466
18. Arkansas	3-1	434
19. Michigan	4-0	417
20. TCU	3-1	338
21. Georgia Tech	4-0	298
22. West Virginia	3-1	280
23. Florida State	2-2	239
24. Illinois	4-0	179
25. Arizona State	3-1	112

USA Today/Coaches

1. Oklahoma (32)	3-0	1434
2. Alabama (7)	4-0	1404
LSU (20)	4-0	1404
4. Stanford	3-0	1225
5. Boise State	3-0	1223
6. Oklahoma State	4-0	1172
7. Wisconsin	4-0	1156
8. Nebraska	4-0	1040
9. South Carolina	4-0	976
10. Virginia Tech	4-0	935
11. Oregon	3-1	914
12. Florida	4-0	817
13. Texas A&M	2-1	681
14. South Florida	4-0	631
15. Clemson	4-0	598
16. Baylor	3-0	528
17. Texas	3-0	525
18. Arkansas	3-1	432
19. Michigan	4-0	414
20. TCU	3-1	364
21. Georgia Tech	4-0	333
22. Illinois	4-0	181
23. West Virginia	3-1	158
24. Florida State	2-2	157
25. Michigan State	3-1	153

MAKING A POINT: In the first two games of the 2011 season, the Gamecocks logged two of the top 10 combined points games played in school history. The 93 points Carolina and ECU combined for in the opener ties for the third-highest mark, while the 87 points Carolina and Georgia scored ranks ninth all time. In fact, three of the last eight games played make the list, including the 69-24 win over Troy late last season. Here are the top 10 games:

MOST POINTS COMBINED

1.	104	at Mississippi State (65-39), Oct. 14, 1995
2.	98	vs East Carolina (42-56), Oct. 8, 1994
3.	93	vs Troy (69-24), Nov. 20, 2010
	93	vs East Carolina (56-37), Sept. 3, 2011
5.	91	vs NC State (35-56), Nov. 3, 1973
	91	vs Kent State (77-14), Oct. 7, 1995
7.	89	vs Welsh Neck (89-0), Oct. 6, 1903
	89	vs Louisiana Tech (68-21), Sept. 16, 1995
9.	87	at Georgia (45-42), Sept. 10, 2011
10.	86	at Georgia (34-52), Oct. 31, 1970

SLOW START, FAST FINISH: The Gamecocks have produced 146 points in the first four games (36.5 points per game), but have scored just one time in the first-quarter - a TD run by Marcus Lattimore against Navy. The Gamecocks have given up the first score in all four games and have been outscored 23-7 in the first stanza, but have outscored their opponents 52-31 in the second period, 49-21 in the third quarter and 38-28 in the fourth quarter. 87 of their 146 points (60 percent) have come after the break.

TRENDING ALSHON: Biletnikoff candidate Alshon Jeffery has been "held" to somewhat modest numbers in the first four games. He logged five catches for 92 yards against ECU and came back with five catches for 85 yards and a touchdown at Georgia. He has been limited to just two catches for 35 and 34 yards in each of his last two games, against Navy and Vanderbilt, respectively, his fewest receptions in a game since South Carolina State held him to two catches in 2009. However, the junior wideout still leads the team with 14 catches for 246 yards, an average of 17.6 yards per catch. Thirteen of his 14 receptions have resulted in a first down. He has caught at least one pass in 27 straight games. In the win over Vanderbilt, Jeffery passed Sterling Sharpe (2,497) into second place on the all-time receiving yards list in South Carolina history with 2,526 yards, trailing only Kenny McKinley (2,781). He is tied with Sidney Rice for the most 100-yard receiving games in school history with 11. For more stats on Alshon, see page 12 of these notes.

BRUCE ALMIGHTY: Redshirt freshman wide receiver Bruce Ellington has made an early impact on the gridiron after doing so on the hardwood last winter. Ellington is Carolina's top kick returner, averaging 22.8 yards (fourth in the SEC) on nine returns. He also worked out of the "Wildcat" formation, rushing five times with a long rush of 14 yards. The 5-9, 197-pounder from Moncks Corner, S.C. was the starting point guard for the Gamecocks' basketball team as a freshman. He earned a spot on the SEC All-Freshman team after leading the squad with a 12.8 points per game average. He

started all 30 games for a squad that went 14-16. He is expected to rejoin the basketball team at the conclusion of the football season. He was a standout prep athlete in both sports for Berkeley High.

STARTS ON THE LINE: The Gamecocks have used the same starting five along the offensive line in each of the four games this season. The O-line has combined for 90 starts. Center T.J. Johnson leads the way with 31, followed by tackles Kyle Nunn (20) and Roquevious Watkins (18). Sixth-year senior guard Terrence Campbell has made 17 starts. Redshirt freshman guard A.J. Cann made his first career start against East Carolina and has started four games. Watkins is considered the best of the group by most, while Johnson is a Rimington candidate.

TAKING THE FIFTH (AND THE SIXTH): Linebacker Rodney Paulk and offensive guard Terrence Campbell were both granted a sixth year of eligibility by the NCAA. Paulk earned second-team Freshman All-America honors from *Sporting News* as a freshman in 2006. He ranked fourth on the squad with 64 tackles during his sophomore season in 2007. Paulk injured his knee in August of 2008 and saw limited action in the first four games of that campaign before sitting out of the remainder of the season. He was granted his first medical redshirt following the season. In 2009, Paulk suffered a season-ending knee injury in the season-opening win at NC State, and was granted his second medical redshirt. He sat out the spring drills in 2010 while continuing his rehab work, and returned to the field in August. Paulk graduated in December with a degree in marine science. Campbell also came to Carolina in 2006, but suffered a season-ending knee injury early in his first camp and was granted a medical redshirt. He played in one game as a defensive lineman in 2007 before moving to the offensive side of the ball. He was a regular at right guard in 2008 then, after starting the first two games of the 2009 season, he suffered a neck/shoulder stinger that sidelined him for the remainder of the season and earned him a second medical redshirt season. He played sporadically in '10 but returns as a probable starter in 2011. Campbell earned his degree in retail in May. Paulk and Campbell are the second and third Gamecocks to have a sixth year of eligibility granted in the Spurrier Era, joining former tight end Andy Boyd.

ALLEN SPURS D: While many other Gamecock defenders receive the accolades, senior Spur Antonio Allen is having a whale of a final campaign. He leads the team in tackles with 36 (9.0 per game) which ranks in a tie for the fifth-highest mark in the SEC. He is tied for the conference lead and is tied for fifth in the country with three forced fumbles, leads the SEC and is tied for second in the nation with three fumble recoveries, and is tied for sixth in the league with two interceptions. Allen had the best game of his career in the season opener against East Carolina. He logged a game-high 16 tackles, doubling his previous career high, and the most for a Gamecock since Jonathan Martin had 17 at LSU in 2002. Allen also forced two fumbles and recovered a pair, including a strip that he took 25 yards to paydirt.



Carolina Trends

	2011	Under Spurrier
Overall	4-0	48-33
Home	2-0	31-13
Road	1-0	15-15
Neutral	1-0	2-5
Grass	4-0	46-28
Turf	0-0	2-5
Leading After 1st Quarter	0-0	28-8
Tied After 1st Quarter	1-0	12-3
Trailing After 1st Quarter	3-0	8-22
Leading at Halftime	3-0	35-8
Tied at Halftime	0-0	5-2
Trailing at Halftime	1-0	8-23
Leading After 3rd Quarter	3-0	43-4
Tied After 3rd Quarter	0-0	1-3
Trailing After 3rd Quarter	1-0	4-26
When Scoring First	0-0	29-9
When Opponent Scores First	4-0	19-24
Largest Halftime Lead	11	49
Largest Halftime Deficit	10	31
Score 20 or more Points	4-0	39-11
Score 30 or more Points	2-0	26-4
Opponents Score 20 or less	1-0	33-8
Games Decided by 3 or less	2-0	5-5
Games Decided by 10 or less	2-0	20-17
Rush for 100 Yards or more	4-0	39-11
Rush for 150 Yards or more	3-0	24-4
Pass for 200 Yards or more	2-0	28-25
Pass for 300 Yards or more	0-0	6-8
Total 400 Yards or more	1-0	16-7
Opp. Rush less than 100 yards	2-0	23-3
Opp. Pass less than 200 yards	2-0	30-18
Opp. Total less than 300 yards	1-0	23-4
Commit More Turnovers	1-0	13-25
Commit Fewer Turnovers	2-0	21-4
Commit Equal Turnovers	1-0	14-4
Lead in Time of Possession	3-0	29-9
Trail in Time of Possession	1-0	19-24

He came back with six tackles against Georgia and intercepted a pass, returning it 25 yards for a score. He led the team with 10 tackles in the win over Navy, was credited with a forced fumble and sealed the game with an interception in the final minute. He had four tackles and a fumble recovery in the win over Vanderbilt.

ALLEN FINDS THE END ZONE: Antonio Allen can find the endzone when he gets a turnover. The senior Spur has scored in three of the last five regular season games, returning an interception for TD against Clemson in the 2010 regular season finale, before returning a fumble for six against East Carolina and an interception for another score at Georgia this season.

D-LINE AMONG THE BEST: The Gamecocks boast what many believe is one of the top defensive lines in college football. Devin Taylor, a 6-7, 260-pound junior, anchors one side of the line. Taylor was a first-team All-SEC selection a year ago after recording 13.0 tackles for loss, including 7.5 sacks. Fifth-year senior Melvin Ingram is listed as the starter on the other side, but can also move into the middle. The 6-2, 276-pounder from Hamlet, N.C. led the Gamecocks in sacks last season with 9.0. The man in the middle is fifth-year senior Travian Robertson. One of the strongest players on the team, Robertson has made 23 career starts among his 47 games played over the past five seasons. The nation's top recruit, Jadeveon Clowney, joins the defensive line corps this season, and has already made an immediate impact.

SEND IN THE CLOWNEY: Freshman sensation Jadeveon Clowney made his much anticipated debut a success. The phenom from Rock Hill, S.C. was in the starting lineup, the first true freshman to start on the D-line at Carolina since Travian Robertson in 2007. Clowney finished the opener with seven tackles, a pass breakup and a quarterback hurry. At Georgia, he was credited with just two tackles, but both were sacks, the first two of his career, including one late in the game that forced a fumble that Melvin Ingram scooped and scored, sealing the win. He had three stops against Navy, including a half-tackle for loss and a quarterback hurry. He had a pair of sacks and forced two fumbles in the win over Vanderbilt. For the season, he leads the SEC with 4.0 sacks, is tied for third with 5.0 tackles for loss, and is tied for first with three fumbles forced.

SACK ATTACK: Here is where the Gamecock defenders rank in sacks both this season and in their careers:

Player	2011	Career
Melvin Ingram	2.0	13.5
Devin Taylor	1.0	10.5
Stephon Gilmore	0.0	6.0
Rodney Paulk	0.0	4.5
Jadeveon Clowney	4.0	4.0
Travian Robertson	0.0	4.0
Byron Jerideau	1.0	3.0
Antonio Allen	0.0	2.5
Byron McKnight	0.0	2.0
Akeem Augustine	0.0	1.0
Chaz Sutton	0.0	1.0
Shaq Wilson	0.0	1.0

SHAQ IS BACK: The Gamecocks welcome the return of linebacker Shaq Wilson. Wilson, a 5-11, 223-pound junior from Jacksonville, Fla. led the team in tackles as a sophomore in 2009, but saw action in just one game last season, due to a hamstring injury suffered the first day of preseason drills. He played in the regular season game at Auburn and accounted for seven tackles and recovered two fumbles, but re-aggravated the hamstring injury and did not play again. He was credited with four tackles in the opener against ECU and recovered a fumble. He had six stops in the win at Georgia.

IN THE SECONDARY: The Gamecocks feature a talented group in the secondary, led by All-SEC performer and third-team All-American Stephon Gilmore. Gilmore, a 6-1, 193-pound junior from Rock Hill, S.C., led the team in tackles a season ago with 79. He logged 10 tackles in the opener against East Carolina. He had four stops against Georgia, and also scooped up a fumble and rambled 56 yards, setting up a Carolina score. D.J. Swearingin, a 5-10, 208-pound strong safety is the other awards candidate in the secondary. He is considered the hardest hitter in the defensive backfield and recorded 66 tackles last year. He had seven stops against Georgia and is second on the team with 23 tackles.

GILMORE DOES IT ALL: Gamecock cornerback Stephon Gilmore was one of only six players to earn first-team All-SEC honors by either the Associated Press or Coaches and also be named to the 2010 Fall Academic Honor Roll. The others were Alabama offensive guard Barrett Jones, Florida punter Chas Henry, Alabama quarterback Greg McElroy, Auburn center Ryan Pugh and Mississippi State offensive tackle Derek Sherrod.

PICK THIS: The Gamecocks have four interceptions this season. Here is the list of current Gamecocks with their 2011 and career interception numbers:

Player	2011	Career
Stephon Gilmore	1	5
Antonio Allen	2	3
DeVonte Holloman	0	3
C.C. Whitlock	0	2
Shaq Wilson	0	2
Melvin Ingram	1	1
Chaz Sutton	0	1
D.J. Swearingin	0	1
Devin Taylor	0	1

DOUBLE DIGITS TACKLES: Antonio Allen (16) and Stephon Gilmore (10) were both credited with double digits in tackles against East Carolina. Allen logged another 10 in the win over Navy. Interestingly, no Gamecock had 10 tackles in a game during the 2010 season.

COMING UP ACES: Sophomore Ace Sanders returned just one punt against East Carolina, but it paid big dividends, as he scooted 68 yards for a score. It was the first kickoff or punt return for a touchdown for the Gamecocks during the Steve Spurrier Era, and was a nice way for new special teams coach John Butler to get started. Sanders became the first Gamecock to return a punt for a TD since Chavez Donnings went 73 yards against Florida in 2003.



**South Carolina-Auburn
By the Numbers**

	SC	AU
Record	4-0	3-1
Points Scored	146	137
Points/Game	36.5	34.2
Opp. Points Scored	103	124
Opp. Points/Game	25.8	31.0
First Downs	75	73
Opp. First Downs	64	110
3rd Down Conversions	46%	39%
Opp. 3rd Down Conversions	41%	59%
4th Down Conversions	6-10	3-4
Opp. 4th Down Conversions	4-6	4-5
Rushing Attempts	165	137
Yards Rushing	858	687
Yards Rushing/Game	214.5	171.8
Opp. Rushing Attempts	138	200
Opp. Yards Rushing	551	906
Opp. Yards Rush/Game	137.8	226.5
Passes Attempted	108	101
Passes Completed	56	62
Yards Passing	713	808
Yards Pass/Game	178.2	202.0
Opp. Passes Attempted	117	139
Opp. Passes Completed	77	94
Opp. Yards Passing	642	1004
Opp. Yards Pass/Game	160.5	251.0
Total Plays	273	238
Total Yards	1571	1495
Avg. Yards/Game	392.8	373.8
Avg. Yards/Play	5.8	6.3
Opp. Total Plays	255	339
Opp. Total Yards	1193	1910
Opp. Total Yards/Game	298.2	477.5
Opp. Total Yards/Play	4.7	5.6
Avg. Poss. Time/Game	31:07	24:03

HARD TO BELIEVE BUT...: Ace Sanders' 68-yard punt return against ECU gave the Gamecocks three more yards in punt returns than they had during the entire 14-game season of 2010. Last year Sanders, Stephon Gilmore and the "Team" combined on 19 punt returns for just 65 yards.

WOOTEN WOWS 'EM: Senior Jay Wooten has been nearly perfect this season, hitting on all 20 of his extra point attempts and nailing two of his three fields goal attempts - the difference in two games - with a 49-yarder at Georgia and a 48-yarder versus Navy. The senior from Laurinburg, N.C., has previous experience, as he kicked for North Carolina during the 2008 season, going 4-for-6 in field attempts and was successful on all 11 extra point tries. He is averaging 6.5 points per game, ninth among the kickers in the SEC.

THE PUNTER: The starting punting duties was a closely contested, with Joey Scribner-Howard and Patrick Fish battling toe-to-toe. Scribner-Howard, a senior from Irmo who gained experience kicking for Carson-Newman College in 2007 and '08 and as a kickoff specialist for Carolina in 2010, won the job and averaged 31.8 yards on four punts in the opener, but did not allow any return yardage. He upped his game at Georgia, averaging 44.8 yards per punt on six punts, including a career-long 59 yarder and three inside the 20. He did not enter the game against Navy, as Carolina was not forced to punt, but the layoff did not hurt him, as he averaged 46.3 yards on three punts with a long of 56 against Vanderbilt. He ranks seventh in the SEC with a 41.2 yards per punt average. Three of his 13 punts have gone over 50 yards and four have been inside the 20.

IN THE POLLS: The Gamecocks opened the 2011 season ranked 12th in both major polls. It's the highest the Gamecocks had been ranked to start a season in school history. Previously, they have been ranked six times in the preseason poll by the Associated Press. They were No. 14 in 1959, No. 17 in both 1970 and 1985; 19th in 1988, 21st in 2001 and 22nd in 2002. They dropped two spots in this week's A.P. poll, but moved up one notch in the Coaches' poll.

WEEKLY RANKING	AP	COACHES
Preseason	12	12
September 6	12	12
September 11	10	11
September 18	12	10
September 25	10	9

CAPTAIN OF THE SHIP: The Gamecocks have named individual game captains this season:

East Carolina: Terrence Campbell, Melvin Ingram, Kenny Miles, Travian Robertson

Georgia: Antonio Allen, Bruce Ellington, Stephen Garcia, Rokevious Watkins

Navy: Justice Cunningham, Marty Markett, Devin Taylor, Jay Wooten

Vanderbilt: Melvin Ingram, Marty Markett, Dalton Wilson, Shaq Wilson

COMEBACK KIDS: The Gamecocks have not scored first in a game this season and have posted two come-from-behind fourth quarter wins. Previously, South Carolina had won only three games in fourth quarter, come-from-behind fashion during the Spurrier Era. Here are the specifics of the fourth-quarter rallies:

2005: SC trails at Tennessee, 15-13 after a UT field goal with 7:39 to play. Carolina gets 49-yard field goal from Josh Brown to win, 16-15.

2008: SC trails 17-14 at Kentucky after three quarters. Ryan Succop kicks a 42-yard field goal to tie it at the 11:58 mark, then Weslye Saunders catches a 7-yard pass from Stephen Garcia with 7:08 remaining for the 24-17 win.

2009: SC trails Vanderbilt 10-7 after three quarters. Stephen Garcia connects with Alshon Jeffery on a 43-yard touchdown pass with 12:51 left on the clock in a 14-10 win.

2011: SC trails 35-31 after a Georgia touchdown with 6:28 to play. Marcus Lattimore gives the Gamecocks the lead at the 3:28 mark, then Melvin Ingram scoops and scores on a fumble recovery in a 45-42 win.

2011: SC trails Navy, 21-17 after three quarters, but Marcus Lattimore scores from 7-yards out with 12:45 to play and the Gamecock defense limits Navy to 35 yards in the final stanza for the win. Navy had been 24-0 under head coach Ken Niumatalolo when leading after three quarters.

ROAD WARRIORS: The Gamecocks have matched a school record by winning their last four "true" road games on their opponents' home field. The Gamecocks won at Vanderbilt, Florida and Clemson to wrap up the 2010 season, then won at Georgia this season. The only other time they posted four consecutive road wins occurred in 1914 (Wofford and Newberry) and 1915 (North Carolina A&M and Wofford).

FIRST START: Six Gamecocks made their first career collegiate starts in the opener against East Carolina. The six included Reginald Bowers, A.J. Cann, Jadeveon Clowney, Jimmy Legree, Connor Shaw and Dalton Wilson. In the Georgia contest, Aldrick Fordham and Ace Sanders both made their initial collegiate start. Lamar Scruggs made his first collegiate start against Navy.

FRESH START: Nine true freshmen have seen action for South Carolina this season That list included Rory Anderson, Shon Carson, Jadeveon Clowney, Kyle Harris, Kadetrix Marcus, Mike Matulis, Kely Quarles, Brandon Shell and Brandon Wilds. The Gamecocks look to add Damiere Byrd to that mix this week.

THEY'RE BACK: The Gamecocks welcome 45 letter-winners back to begin the 2011 season. The 45 letter-men consist of 20 offensive players, 21 defensive players and four specialists.

SQUAD BREAKDOWN: The Gamecocks have 111 players listed on their 2011 fall roster. The squad breakdown consists of 16 seniors, 26 juniors, 19 sophomores, 14 redshirt freshmen and 36 true freshmen.



Media Services

Weekly Press Conference:

Head Coach Steve Spurrier conducts his weekly press conference at noon ET on Tuesdays in the Media Interview Room, located across from the Media Relations Office underneath the west stands of Williams-Brice Stadium. Media members attending the press conference should enter the stadium through the gate next to the press elevator on the west side of the stadium off Bluff Road. Cross the concourse and pass through two black doors. Walk down the Hall of Captains to the Media Interview Room. The press conference will be streamed live on the official website of South Carolina Athletics, www.gamecocksonline.com. Selected players are also available for interviews either from 11:30 - noon or from 12:30 - 1 p.m. The University of South Carolina media relations office will make Coach Spurrier's weekly press conference available for the media via an FTP site. For more information, contact Assistant Media Relations Director Matt Freed at mfreed@mailbox.sc.edu.

Spurrier Sunday Teleconference:

Head coach Steve Spurrier will participate in a weekly teleconference on Sundays at 2 p.m. ET, beginning Sept. 4. To participate, media members can call 1-800-793-6775. Contact Athletics Media Relations Director Steve Fink for the passcode.

SEC Teleconference:

The Southeastern Conference will host a weekly press teleconference each Wednesday from Aug. 31 through Nov. 23. The teleconference, open to the media, will feature the head coach from each team every week. Coach Spurrier's schedule time is 11:10 a.m. ET. Contact the SEC Media Relations office at for the number and passcode.

Weekly Interview Opportunities:

Requested and approved defensive players and assistant coaches are available after practice on Mondays. Selected players are available before and/or after the Tuesday press conference. Requested and approved offensive players and assistant coaches are available after practice on Wednesdays. Assistant Head Coach/Defense, Ellis Johnson, will be available after practice on Thursdays. Requests should be submitted to Steve Fink prior to 11 a.m. on the day of the request. Players are not available for interviews on Thursdays, Fridays or Sundays. Gamecock practices are closed to both the public and media unless otherwise notified.

Carolina Calls:

Head coach Steve Spurrier and play-by-play voice Todd Ellis host the weekly Carolina Calls radio show from Wild Wing Cafe in the Vista on Thursday nights from 7-8 p.m. ET. Carolina Calls can be heard on the flagship station of Carolina Athletics, 107.5 The Game in Columbia.

RETURNING STARTERS: The Gamecocks list 13 returning starters from the 2010 squad (seven on offense, six on defense and no specialists). The returning offensive starters are QB Stephen Garcia, WR Alshon Jeffery, OC T.J. Johnson, TB Marcus Lattimore, WR D.L. Moore, LT Kyle Nunn and RG Rokevious Watkins. The returning defensive starters include SPUR Antonio Allen, FS Akeem Auguste, CB Stephon Gilmore, SS DeVonte Holloman, DT Travian Robertson and DE Devin Taylor.

IT'S A NUMBERS GAME: The Gamecocks returned 81 percent of their rushing yards, 100 percent of their passing yards and 79 percent of their receiving yards from a year ago. In addition, eight of the squad's top 10 tacklers return for the 2011 campaign.

3000-1000-1000: The Gamecocks (along with SMU) are one of only two teams in the country that can claim a returning 3,000-yard passer (Stephen Garcia), a 1,000-yard rusher (Marcus Lattimore) and a 1,000-yard receiver (Alshon Jeffery).

LEADING THE WAY: Center T.J. Johnson and cornerback Stephon Gilmore have started every game since the beginning of the 2009 season. They have each started 30 consecutive games.

IN THE BOOTH: Ellis Johnson, Steve Spurrier Jr. and Jeep Hunter coach from the press box.

DEFEATING THE BEST: South Carolina's best win over a ranked opponent came in the 2010 season when it knocked off No. 1 Alabama, 35-21, on Oct. 9. Here are the top wins in school history:

BEST SOUTH CAROLINA WINS BY RANKINGS:

Date	Opponent	Rank	Score
10/09/10	vs Alabama	1	35-21
10/24/81	at North Carolina	3	31-13
09/24/09	vs Ole Miss	4	16-10
09/24/88	vs Georgia	6	23-10
10/04/07	vs Kentucky	8	38-23
11/21/87	vs Clemson	8	20-7
11/14/53	at West Virginia	8	20-14
09/09/00	vs Georgia	9	21-10
10/23/58	vs Clemson	10	26-6

2011 Carolina Rankings

Category	Avg.	SEC	NCAA
Scoring Offense	36.50	7	31
Rushing Offense	214.50	4	27
Passing Offense	178.25	9	99
Passing Efficiency	103.56	9	107
Total Offense	392.75	7	68
Scoring Defense	25.75	11	68
Rushing Defense	137.75	8	61
Passing Defense	160.50	3	13
Pass Efficiency Defense	127.62	10	62
Total Defense	298.25	6	23
Kickoff Returns	20.54	9	80
Punt Returns	10.40	6	37
Net Punting	37.77	7	42
Turnover Margin	0.25	6	46
Sacks	2.00	2	T48
Tackles for Loss	5.00	10	85
Sacks Allowed	1.25	3	35

RECRUITING SUCCESS: The Gamecocks are coming off another successful February signing day. They inked defensive end Jadeveon Clowney from South Pointe High School in South Carolina, who many consider the nation's number 1 prospect. Overall, the Gamecocks signed 32 players to National Letters of Intent, including four who count against last year's list. The Gamecocks have put together seven consecutive classes that rank among the nation's top 25, according to *Rivals.com*. Here are the Gamecocks' recent recruiting class rankings according to *Rivals* and *Scout.com*:

2002: 11th/18th	2007: 6th/7th
2003: 8th/15th	2008: 22nd/34th
2004: 35th/28th	2009: 12th/13th
2005: 23rd/20th	2010: 24th/34th
2006: 24th/33rd	2011: 18th/11th

MR. FOOTBALL: The Gamecocks have signed the last three "Mr. Football" winners in the state of South Carolina: Stephon Gilmore in 2009, followed by Marcus Lattimore in 2010 and Jadeveon Clowney in 2011.

BOWL GAME PARTICIPANTS: For the second straight season, 10 of the Gamecocks' 11 Football Bowl Subdivision (FBS) opponents are coming off bowl games. Vanderbilt is the lone FBS school on the slate that did not participate in a bowl game last season.

Pronunciation Guide

Akeem Auguste	uh-GUST-ee
Damiere Byrd	duh-MEER
Jadeveon Clowney	juh-DAY-vee-uhn
Aldrick Fordham	AL-drick
Qua Gilchrist	QUAY
Stephon Gilmore	stuh-FON
Chاون Gresham	Shon
Walker Inabinet	in-AB-in-et
Alshon Jeffery	AL-shon

Shamier Jeffery	shuh-MEER
Byron Jerideau	JER-uh-doe
Kadatrix Marcus	kuh-D-trix
Marty Markett	mar-KETT
Martay Maddox	mar-TAY
Mike Matulis	muh-TOO-lis
Travian Robertson	TRAY-v-un
Cadarius Sanders	cuh-DARE-ee-us
D.J. Swearinger	SWEAR-in-grr
Rokevious Watkins	ro-KEE-vee-us



Gamecocks In The Pros

Atlanta Falcons

John Abraham
Cliff Matthews
Dunta Robinson

Carolina Panthers

Captain Munnerlyn
Eric Norwood
Travelle Wharton

Cleveland Browns

Sheldon Brown

Dallas Cowboys

Clifton Geathers

Denver Broncos

Andre Goodman

Green Bay Packers

Tori Gurley (Practice)

Houston Texans

Johnathan Joseph

Kansas City Chiefs

Ryan Succop

Miami Dolphins

Garrett Chisolm (Practice)

Minnesota Vikings

Jasper Brinkley

New York Jets

Emanuel Cook

Pittsburgh Steelers

Weslye Saunders

San Francisco 49ers

Chris Culliver

Seattle Seahawks

Lemuel Jeanpierre
Jarriel King
Sidney Rice

St. Louis Rams

Darian Stewart

Tennessee Titans

Jared Cook
Shaun Smith

ROTATING ON AND OFF: With the rotation schedule of SEC West opponents, the Gamecocks drop Alabama from their schedule and pick up Mississippi State for the next two seasons. The Gamecocks will play in Starkville on Oct. 15. The Bulldogs will return the trip to Columbia during the 2012 campaign.

GAMECOCKS AS A RANKED TEAM: Under Steve Spurrier, the Gamecocks have been a ranked team heading into 29 contests. Carolina is 15-14 in those opportunities when appearing in the national rankings.

2011 (2-0)

Sept. 3 - #12 Carolina 56, East Carolina 37 (Charlotte)
Sept. 10 - #12 Carolina 45, Georgia 42

2010 (8-5)

Sept. 11 - #24 Carolina 17, #22 Georgia 6 (Columbia)
Sept. 18 - #13 Carolina 38, Furman 19 (Columbia)
Sept. 25 - #17 Auburn 35, #12 Carolina 27 (Auburn)
Oct. 9 - #19 Carolina 35, #1 Alabama 21 (Columbia)
Oct. 16 - Kentucky 31, #10 Carolina 28 (Lexington)
Oct. 23 - #19 Carolina 21, Vanderbilt 7 (Nashville)
Oct. 30 - #17 Carolina 38, Tennessee 24 (Columbia)
Nov. 6 - #17 Arkansas 41, #18 Carolina 20 (Columbia)
Nov. 13 - #22 Carolina 36, #24 Florida 14 (Gainesville)
Nov. 20 - #17 Carolina 69, Troy 24 (Columbia)
Nov. 27 - #18 Carolina 29, Clemson 7 (Clemson)
Dec. 4 - #2 Auburn 56, #18 Carolina 17 (Atlanta)
Dec. 31 - #23 Florida State 26, #19 Carolina 17 (Atlanta)

2009 (2-2)

Oct. 10 - #25 Carolina 28, Kentucky 26 (Columbia)
Oct. 17 - #2 Alabama 20, #22 Carolina 6 (Tuscaloosa)
Oct. 24 - #23 Carolina 14, Vanderbilt 10 (Columbia)
Oct. 31 - Tennessee 31, #21 Carolina 13 (Knoxville)

2008 (0-2)

Sept. 4 - Vanderbilt 24, #24 Carolina 17 (Nashville)
Nov. 15 - #3 Florida 56, #24 Carolina 6 (Gainesville)

2007 (4-4)

Sept. 15 - #17 Carolina 38, S.C. State 3 (Columbia)
Sept. 22 - #2 LSU 28, #12 Carolina 16 (Baton Rouge)
Sept. 29 - #16 Carolina 38, Miss. State 21 (Columbia)
Oct. 4 - #11 Carolina 38, #8 Kentucky 23 (Columbia)
Oct. 13 - #7 Carolina 21, North Carolina 15 (Chapel Hill)
Oct. 20 - Vanderbilt 17, #6 Carolina 6 (Columbia)
Oct. 27 - Tennessee 27, #15 Carolina 24 (OT) (Knoxville)
Nov. 3 - Arkansas 48, #23 Carolina 36 (Fayetteville)

2006 - (0-0)

2005 (0-1)

Nov. 19 - Clemson 13, #19 Carolina 9 (Columbia)

GAMECOCKS AGAINST RANKED FOES: Carolina is 10-19 versus opponents ranked in the AP Top-25 under Coach Spurrier. Here is a year-by-year breakdown:

2010 (3-4)

Sept. 11 - #24 Carolina 17, #22 Georgia 6 (Columbia)
Sept. 25 - #17 Auburn 35, #12 Carolina 27 (Auburn)
Oct. 9 - #19 Carolina 35, #1 Alabama 21 (Columbia)
Nov. 6 - #17 Arkansas 41, #18 Carolina 20 (Columbia)
Nov. 13 - #22 Carolina 36, #24 Florida 14 (Gainesville)
Dec. 4 - #2 Auburn 56, #18 Carolina 17 (Atlanta)
Dec. 31 - #23 Florida State 26, #19 Carolina 17 (Atlanta)

2009 (2-3)

Sept. 12 - #21 Georgia 41, Carolina 37 (Athens)
Sept. 24 - Carolina 16, #4 Ole Miss 10 (Columbia)
Oct. 17 - #2 Alabama 20, #22 Carolina 6 (Tuscaloosa)
Nov. 14 - #1 Florida 24, Carolina 14 (Columbia)
Nov. 28 - Carolina 34, #15 Clemson 17 (Columbia)

2008 (0-3)

Sept. 13 - #2 Georgia 14, Carolina 7 (Columbia)
Oct. 18 - #13 LSU 24, Carolina 17 (Columbia)
Nov. 15 - #3 Florida 56, #24 Carolina 6 (Gainesville)

2007 (2-3)

Sept. 8 - Carolina 16, #11 Georgia 12 (Athens)
Sept. 22 - #2 LSU 28, #12 Carolina 16 (Baton Rouge)
Oct. 4 - #11 Carolina 38, #8 Kentucky 23 (Columbia)
Nov. 10 - #17 Florida 51, Carolina 31 (Columbia)
Nov. 24 - #15 Clemson 23, Carolina 21 (Columbia)

2006 (1-5)

Sept. 9 - #12 Georgia 18, Carolina 0 (Columbia)
Sept. 28 - #2 Auburn 24, Carolina 17 (Columbia)
Oct. 28 - #8 Tennessee 31, Carolina 24 (Columbia)
Nov. 4 - #12 Arkansas 26, Carolina 20 (Columbia)
Nov. 11 - #6 Florida 17, Carolina 16 (Gainesville)
Nov. 25 - Carolina 31, #24 Clemson 28 (Clemson)

2005 (2-1)

Sept. 10 - #9 Georgia 17, Carolina 15 (Athens)
Oct. 29 - Carolina 16, #23 Tennessee 15 (Knoxville)
Nov. 12 - Carolina 30, #12 Florida 22 (Columbia)

THE BUTLER DID IT: The Gamecocks made one significant coaching change during the offseason with Shane Beamer leaving for his alma mater, Virginia Tech, to coach with his dad, head coach Frank Beamer. To replace Beamer, Spurrier tabbed former Minnesota Golden Gopher special teams coordinator John Butler to take over those similar duties with the Gamecocks. He will also assist with the Spurs. Butler came highly recommended by strength & conditioning coach Craig Fitzgerald, as the two coached together at Harvard.

COACHING SHUFFLE: Jeep Hunter moved from the offensive side of the ball where he was responsible for the tight ends, to the defensive side, where he will coach the safeties. Jay Graham, who has mentored the Gamecock running backs, adds the tight ends to his list of duties. Steve Spurrier Jr. was given the added responsibilities of recruiting coordinator with Beamer's departure. Spurrier Jr. will continue to coach the wide receivers and is the team's passing game coordinator. Defensive coordinator Lorenzo Ward focuses on the cornerbacks after coaching that group along with the free safeties a year ago.

NON-CONFERENCE NUGGET: The Gamecocks four non-conference opponents in 2011, East Carolina, Navy, The Citadel and Clemson, also all appeared on Carolina's schedule in both 1984 and '85. The Gamecocks went 3-1 against those four in 1984 (losing at Navy) and 3-1 again in 1985 (losing to Clemson). Of course, in both 1984 and '85, Carolina was not affiliated with a conference.

ENROLLING EARLY: The Gamecocks welcomed freshman Martay Mattox into the fold this spring. Mattox graduated from Clarke Central High in Athens, Ga. in December, enrolled at Carolina in January and went through his first spring drills. Mattox became the 11th freshman since Coach Spurrier's arrival in Columbia to enter college earlier than the norm. Clark Gaston did so in 2006, while Stephen Garcia and Travian Robertson arrived in January of 2007. Jay Spearman, C.C. Whitlock and Shaq Wilson all went through spring drills in



2008 after graduating from high school in the previous December. In 2009, Jarvis Giles, Stephon Gilmore and DeVonte Holloman made the early leap from high school to college. Quarterback Connor Shaw made the leap in 2010.

IN THE CLASSROOM: The Gamecocks have been impressive in the classroom of late. The squad placed 31 players on the 2010 SEC Fall Academic Honor Roll while posting a team GPA of 2.779, the program's highest GPA on record. They followed that up with a spring GPA of 2.711. Those who made the SEC Honor Roll include returnees Jacob Baker, Jason Barnes, Payton Brady, Billy Byrne, Andrew Clifford, Stephon Gilmore, Walker Inabinet, Damario Jeffery, T.J. Johnson, Rodney Paulk, Travian Robertson, Seth Strickland, Dalton Wilson, Jay Wooten and Adam Yates.

DONNING THE CAP AND GOWN: Five returning Gamecocks have received their degrees from the University. Those who have their diplomas in hand include Terrence Campbell (retail), Stephen Garcia (sociology), Byron McKnight (criminal justice), Rodney Paulk (marine science) and Travian Robertson (criminal justice).

OUT OF THEIR LEAGUE: The Gamecocks are 2-0 in non-conference action this season after going 4-1 in non-league games in 2010. They won all of their regular season non-conference games in 2010 for the second-straight year before falling in the bowl game. They are 23-7 in non-conference games under head coach Steve Spurrier, including wins in 21 of their last 26 non-SEC tilts. The year-by-year breakdown: 2005 (2-2); 2006 (5-0); 2007 (3-1); 2008 (3-2); 2009 (4-1); 2010 (4-1); 2011 (2-0). They have a regular season winning streak over non-conference opponents of 10 games. South Carolina's last regular season non-conference loss came over 1,000 days ago, at Clemson in 2008.

RECAPING 2010: South Carolina finished the 2010 season with a 9-5 record overall, including a 5-3 mark in SEC play. The Gamecocks captured the SEC Eastern Division and played in the SEC Championship Game in Atlanta for the first time in school history. They finished the season ranked 22nd in both major polls, the first time they have finished the season in the nation's top 25 since the end of the 2001 season. The Gamecocks won nine games for just the third time in school history. They got off to a 3-0 start, including a win over nationally-ranked Georgia, before falling for the first time at eventual national champion Auburn. Caro-

lina rebounded to knock off the top-ranked team in the country in Alabama, the Gamecocks' first win ever over a top-ranked squad. After an upset loss at Kentucky, South Carolina won five of its next six contests, including its first win in "The Swamp" against Florida and a win in Death Valley against Clemson, the second year in a row the Gamecocks have defeated their in-state rival.

GOING BOWLING: The Gamecocks dropped a 26-17 decision to ACC runnerup Florida State in the 2010 Chick-fil-A Bowl in Atlanta. The game swung the Seminoles' way when Gamecock freshman standout Marcus Lattimore was injured early in the contest and was not able to return. Statistically the Gamecocks dominated much of the game, gaining 414 yards to FSU's 308, but five turnovers proved to be too much to overcome.

SUCCESSFUL ERA: South Carolina is enjoying its best years on the gridiron. Since head coach Steve Spurrier's arrival, Carolina has:

- ◆ Won the SEC East Division title for the first time.
- ◆ Had three-straight senior classes leave with at least 28 victories in their four-year careers. Twenty-eight wins over a four-year period had happened just once previously (1987-90).
- ◆ Put together three-straight seven-plus win seasons for the first time in school history.
- ◆ Posted seven-straight non-losing seasons, matching the longest stretch in school history (1928-34).
- ◆ Been bowl-eligible for seven-consecutive years, the longest streak in the modern era.
- ◆ Gone to five bowl games. Coach Spurrier is the first coach in school history to take his team to more than three bowl games, while needing just six years to accomplish that feat.
- ◆ Defeated the top-ranked team (Alabama-2010) in the country, for the first time in school history.
- ◆ Put together a *Rivals.com* top-25 recruiting class for seven straight years. Included was the recruitment of the nation's top-rated player in defensive end Jadeveon Clowney.
- ◆ Developed a home field advantage. The Gamecocks protected their house by winning six of seven games at Williams-Brice Stadium in both 2009 and 2010. Those are the best home marks since posting a 6-1 record at home in 1988.
- ◆ Won games in both Tennessee's Neyland Stadium (2005) and Florida's Ben Hill Griffin Stadium (2010) for the first time in school history.
- ◆ Posted the two highest team GPAs on record in Fall 2010 (2.779) and Spring 2011 (2.711).

WINNING MORE OFTEN PART I: South Carolina won nine games for the third time in school history (and eight or more for just the 10th time) in 2010. But more impressive is the fact that the Gamecocks had 29 wins over a four-year period (2007-10), the best four-year win total in school history. The Gamecocks had managed four-year stretches of 28 wins on three occasions – the 1990, 2008 and 2009 senior classes all experienced a 28-win career.

WINNING MORE OFTEN PART II: The Gamecocks have posted three-straight winning seasons and seven-consecutive seasons of at least a .500 record. The Gamecocks went 6-5 in 2004, 7-5 in 2005, 8-5 in 2006, 6-6 in 2007, and 7-6 in both 2008 and 2009 before logging a 9-5 record in 2010. The team has now equaled a school-record stretch from 1928-34 in which the Gamecocks had seven-straight seasons at .500 or better.

THEY PAY TO SEE THE GAMECOCKS PLAY: South Carolina averaged 76,668 fans for its seven games at Williams-Brice Stadium last season, ranking 18th in the nation in average home attendance. The largest crowd came on Oct. 9 as 82,993 fans packed Williams-Brice Stadium to witness the historic Gamecock upset of No. 1 Alabama. That crowd was the 19th-biggest in Williams-Brice Stadium history and the largest since 83,704 were on hand for the Gamecocks' contest against then-No. 2 Georgia in 2008. The Gamecocks are averaging 77,911 through two games of the 2011 season. The Auburn, Florida and Clemson home games have already been declared sellouts.

WORKING OVERTIME: The Gamecocks have played just two overtime games in their history, both at Tennessee. They dropped a 23-20 decision in Knoxville on Sept. 27, 2003, then fell by a 27-24 score on Oct. 27, 2007, at Neyland Stadium. Every other SEC team has played at least four overtime games since the rule was established in 1996.

BOWL TIE-INS: The SEC has tie-ins with nine games during the 2011-12 bowl season:

- Franklin American Music City BowlNashville, Tenn.
- AutoZone Liberty Bowl Memphis, Tenn.
- Chick-fil-A Bowl..... Atlanta, Ga.
- Outback Bowl..... Tampa, Fla.
- Capital One Bowl..... Orlando, Fla.
- Gator Bowl Jacksonville, Fla.
- Allstate Sugar Bowl..... New Orleans, La.
- AT&T Cotton Bowl..... Arlington, Texas
- Birmingham Bowl..... Birmingham, Ala.

UP NEXT: The Gamecocks play the fourth and final game of this four-game homestand and stay in conference action as they host the Kentucky Wildcats (2-2, 0-1 SEC) on Saturday, Oct. 8. The Gamecocks lead the all-time series 14-7-1, including a 6-3-1 mark in Columbia. Kentucky posted a 31-28 win in Lexington last season, snapping Carolina's 10-game winning streak in the series. Head coach Steve Spurrier owns a 17-1 all-time record against Kentucky.

Players of the Week

Date	Player	Award	Organization
September 3	Rokevious Watkins	SEC Offensive Lineman	SEC
September 10	Melvin Ingram	National Defensive Player	Walter Camp
		Special Teams Player	SEC
September 17	Marcus Lattimore	SEC Co-Offensive Player	SEC
		National and SEC Player	Rivals.com
September 24	Melvin Ingram	SEC Defensive Player	SEC



South Carolina Career Receiving Leaders



RECEPTIONS

No.	PLAYER	YEARS	REC
1.	Kenny McKinley	2005-08	207
2.	Sterling Sharpe	1983, 1985-87	169
3.	Zola Davis	1995-98	164
4.	Robert Brooks	1988-91	156
5.	Jermale Kelly	1997-00	153
6.	Alshon Jeffery	2009-11	148
7.	Fred Zeigler	1967-69	146
8.	Sidney Rice	2005-06	142
9.	Cory Boyd	2003-07	117
10.	Stanley Pritchett	1992-95	116

RECEIVING YARDS

No.	PLAYER	YEARS	YDS
1.	Kenny McKinley	2005-08	2,781
2.	Alshon Jeffery	2009-11	2,526
3.	Sterling Sharpe	1983-87	2,497
4.	Zola Davis	1995-98	2,354
5.	Sidney Rice	2005-06	2,233
6.	Robert Brooks	1988-91	2,211
7.	Jermale Kelly	1997-00	2,181
8.	Philip Logan	1974-77	2,063
9.	Fred Zeigler	1967-69	1,876
10.	Troy Williamson	2002-04	1,754

100-YARD RECEIVING GAMES

No.	PLAYER	YEARS	GMS
1.	Sidney Rice	2005-06	11
	Alshon Jeffery	2009-11	11
3.	Sterling Sharpe	1983-87	10

RECEIVING TOUCHDOWNS

No.	PLAYER	YEARS	TD
1.	Sidney Rice	2005-06	23
2.	Robert Brooks	1988-91	19
	Jermale Kelly	1997-00	19
	Kenny McKinley	2005-08	19
5.	Sterling Sharpe	1983-87	17
	Zola Davis	1995-98	17
7.	Alshon Jeffery	2009-11	16
8.	Philip Logan	1974-77	15
9.	Toby Cates	1991-94	13
	Monty Means	1992-95	13
	Troy Williamson	2002-04	13

**YARDS PER RECEPTION
(Min. 75 receptions)**

No.	PLAYER	YEARS	YDS
1.	Philip Logan	1974-77	19.6
2.	Eddie Miller	1988-91	19.3
	Troy Williamson	2002-04	19.3
4.	Ira Hillary	1981-84	17.4
5.	Danny Smith	1984-87	17.1
	Alshon Jeffery	2009-11	17.1
7.	Jim Mitchell	1969-71	16.4
8.	Brian Scott	1998-01	16.2
9.	Toby Cates	1991-94	16.1
10.	Sidney Rice	2005-06	15.7

**CONSECUTIVE GAMES
WITH A RECEPTION**

No.	PLAYER	YEARS	GMS
1.	Kenny McKinley	2005-08	43
2.	Sterling Sharpe	1985-87	34
	Jermale Kelly	1997-00	34
4.	Ryan Brewer	2000-02	31

Alshon Jeffery 2009-11 27

A. Jeffery's Statistics

Year	GP/GS	Rec	Yds	Avg	TD	Long
2009	13/7	46	763	16.6	6	80
2010	14/14	88	1517	17.2	9	72
2011	4/3	14	246	17.6	1	34
Total	31/24	148	2526	17.1	16	80

A. Jeffery's Single-Game Highs

Receptions9, twice: Vanderbilt & Florida State, 2010
 Yards Receiving.....192, Auburn, 2010
 Long Reception.....80, Arkansas, 2009
 Touchdown Receptions3, Kentucky, 2009
 100-Yard Receiving Games.....11

A. Jeffery's Game-by-Game

2009					2010					2011				
Date	Opponent	Rec	Yds	TD	Date	Opponent	Rec	Yds	TD	Date	Opponent	Rec	Yds	TD
09/03	at NC State	1	5	0	09/02	vs So. Miss	7	106	0	09/03	East Carolina	5	92	0
09/12	at Georgia	0	0	0	09/11	vs Georgia	7	103	0	09/10	at Georgia	5	85	1
09/19	vs Florida Atlantic	2	24	0	09/18	vs Furman	5	97	0	09/17	vs Navy	2	35	0
09/24	vs Ole Miss	0	0	0	09/25	at Auburn	8	192	2	09/24	vs Vanderbilt	2	34	0
10/03	vs SC State	2	32	1	10/09	vs Alabama	7	127	2	10/01	vs Auburn			
10/10	vs Kentucky	7	138	3	10/16	at Kentucky	6	65	1	10/08	vs Kentucky			
10/17	at Alabama	4	83	0	10/23	at Vanderbilt	9	158	1	10/15	at Miss. State			
10/24	vs Vanderbilt	8	161	1	10/30	vs Tennessee	3	87	1	10/29	at Tennessee			
10/31	at Tennessee	4	54	0	11/06	vs Arkansas	7	99	0	11/05	at Arkansas			
11/07	at Arkansas	5	116	1	11/13	at Florida	6	53	0	11/12	vs Florida			
11/14	vs Florida	6	57	0	11/20	vs Troy	5	123	0	11/19	vs The Citadel			
11/28	vs Clemson	4	65	0	11/27	at Clemson	5	141	1	11/26	vs Clemson			
01/02	Connecticut (Papajohns.com Bowl)	3	28	0	12/04	Auburn (SEC Championship)	4	36	1	2010 TOTALS		14	246	1
2009 TOTALS		46	763	6	12/31	Florida State (Chick-fil-A Bowl)	9	130	0					
					2010 TOTALS		88	1517	9					

- ✓ 2011 Watch Lists:
 - Biletnikoff
 - Walter Camp
 - Maxwell Award
- ✓ Playboy Preseason All-American
- ✓ Phil Steele Preseason All-American
- ✓ Sporting News SEC Preseason "Most Thrilling"
- ✓ Sports Illustrated Cover (8/15/11)
- ✓ 2010 Biletnikoff Finalist
- ✓ 2010 First-team All-American by AFCA, FWAA, Phil Steele and ESPN.com
- ✓ 2010 Second-team All-American by Walter Camp, Sports Illustrated, AP and CollegeFootballNews.com



South Carolina Career Rushing Leaders

RUSHING YARDS

No.	PLAYER	YEARS	YDS
1.	George Rogers	1977-80	5,204
2.	Brandon Bennett	1991-94	3,055
3.	Harold Green	1986-89	3,005
4.	Steve Wadiak	1948-51	2,878
5.	Thomas Dendey	1982-85	2,767
6.	Johnnie Wright	1977-81	2,589
7.	Jay Lynn Hodgin	1972-74	2,478
8.	Kevin Long	1973-76	2,372
9.	Clarence Williams	1974-76	2,311
10.	Cory Boyd	2003-07	2,267
11.	Warren Muir	1967-69	2,234
12.	Mike Davis	2005-08	2,231
13.	Derek Watson	1999-01	2,078
14.	Kent Hagood	1981-85	2,014
15.	Bishop Strickland	1947-50	1,965
16.	Duce Staley	1995-96	1,852
	Andrew Pinnock	1999-02	1,852
18.	Rob DeBoer	1990-93	1,810
19.	Marcus Lattimore 2010-11		1,808
20.	Mike Davis	2005-07	1,658

RUSHING ATTEMPTS

No.	PLAYER	YEARS	ATT
1.	George Rogers	1977-80	954
2.	Harold Green	1986-89	702
3.	Brandon Bennett	1991-94	681
4.	Johnnie Wright	1977-81	552
5.	Steve Wadiak	1948-51	543
6.	Warren Muir	1967-69	523
	Mike Davis	2005-08	523
8.	Jay Lynn Hodgin	1972-74	515
9.	Thomas Dendey	1982-85	494
10.	Cory Boyd	2003-07	464

Marcus Lattimore 2010-11 356

RUSHING TOUCHDOWNS

No.	PLAYER	YEARS	TDS
1.	George Rogers	1977-80	31
	Harold Green	1986-89	31
3.	Brandon Bennett	1991-94	27
	Andrew Pinnock	1999-02	27
5.	Jeff Grantz	1973-75	26
6.	Marcus Lattimore 2010-11		25

TOUCHDOWNS SCORED

No.	PLAYER	YEARS	TDS
1.	George Rogers	1977-80	33
	Harold Green	1986-89	33
3.	Brandon Bennett	1991-94	28
	Cory Boyd	2003-07	28
	Marcus Lattimore 2010-11		28
6.	Andrew Pinnock	1999-02	27
7.	Jeff Grantz	1973-75	26



Lattimore's Single-Game Highs

Carries	40, (school record), Florida, 2010
Yards Rushing	246, Navy, 2011
Long Rush	58, Troy, 2010
TDs Rushing	3, Florida & Troy, 2010 East Carolina & Navy, 2011
Receptions	5, Clemson 2010
Yards Receiving	133, Kentucky, 2010
Long Reception	53, Florida State, 2010
TDs Receiving	1, three times
TDs Scored	3, six times
100+-Yard Rushing Games	7

Lattimore's Statistics

-Rushing-						
Year	GP/GS	Att	Yds	Avg	TD	Long
2010	13/13	249	1197	4.8	17	58
2011	4/4	107	611	5.7	8	36
17/17		356	1808	5.1	25	58
-Receiving-						
Year	GP/GS	Rec	Yds	Avg	TD	Long
2010	13/13	29	412	14.2	2	53
2011	4/4	12	139	11.6	1	52
17/17		41	551	13.4	3	53

✓ 2011 Watch Lists:

- Walter Camp, Maxwell, Doak Walker
- ✓ *Sporting News* Preseason All-American
- ✓ *Sporting News* SEC Preseason Player of the Year
- ✓ *Sporting News* Doak Walker Preseason Favorite
- ✓ 2010 National Freshman of the Year
- ✓ 2010 SEC Freshman of the Year
- ✓ 2010 First-team All-SEC

Lattimore's Game-by-Game

2010					2011				
Date	Opponent	Att	Yds	TD	Date	Opponent	Att	Yds	TD
09/02	vs So. Miss	14	54	2	09/03	East Carolina	23	112	3
09/11	vs Georgia	37	182	2	09/10	at Georgia	27	176	1
09/18	vs Furman	19	97	1	09/17	vs Navy	37	246	3
09/25	at Auburn	14	33	1	09/24	vs Vanderbilt	20	77	1
10/09	vs Alabama	23	93	2	10/01	vs Auburn			
10/16	at Kentucky	15	79	2	10/08	vs Kentucky			
10/23	at Vanderbilt			-DNP-	10/15	at Miss. State			
10/30	vs Tennessee	29	184	1	10/29	at Tennessee			
11/06	vs Arkansas	11	30	0	11/05	at Arkansas			
11/13	at Florida	40	212	3	11/12	vs Florida			
11/20	vs Troy	7	102	3	11/19	vs The Citadel			
11/27	at Clemson	23	48	0	11/26	vs Clemson			
12/04	vs Auburn	16	84	0					
	(SEC Championship)				2011 TOTALS		107	611	8
12/31	vs Florida State	1	-1	0					
	(Chick-fil-A Bowl)								
2010 TOTALS		249	1197	17					



Offense

WR	1	Alshon Jeffery	6-4	229	JR-2L	St. Matthews, S.C.
	6	DeAngelo Smith	6-0	193	SO-SQ	Kingsland, Ga.
	11	Lamar Scruggs	6-3	218	SO-1L	Jacksonville Beach, Fla.
WR	9	Ace Sanders	5-7	175	SO-1L	Bradenton, Fla.
	23	Bruce Ellington	5-9	197	FR-RS	Moncks Corner, S.C.
OR	3	Damiere Byrd	5-9	161	FR-HS	Sicklerville, N.J.
WR	4	Jason Barnes	6-4	214	SR-3L	Charlotte, N.C.
	10	Nick Jones	5-9	188	FR-RS	Moore, S.C.
	82	D.L. Moore	6-4	203	JR-2L	Bowling Green, Ky.
LT	68	Kyle Nunn	6-6	295	SR-3L	Sumter, S.C.
	76	Mike Matulis	6-5	274	FR-HS	Boynton Beach, Fla.
LG	50	A.J. Cann	6-3	299	FR-RS	Bamberg, S.C.
	70	Kyle Harris	6-3	273	FR-HS	Silver Creek, Ga.
C	55	T.J. Johnson	6-5	316	JR-2L	Aynor, S.C.
	61	Travis Ford	6-3	278	SO-SQ	Fork, S.C.
RG	60	Terrence Campbell	6-3	295	SR-2L	Austell, Ga.
	67	Ronald Patrick	6-1	302	SO-SQ	Cocoa, Fla.
RT	73	Rokevious Watkins	6-4	340	SR-1L	Fairburn, Ga.
	78	Cody Gibson	6-6	284	FR-RS	Tallahassee, Fla.
TE	87	Justice Cunningham	6-3	265	JR-2L	Pageland, S.C.
	81	Rory Anderson	6-5	207	FR-HS	Powder Springs, Ga.
QB	5	Stephen Garcia	6-2	232	SR-3L	Lutz, Fla.
	14	Connor Shaw	6-1	204	SO-1L	Flowery Branch, Ga.
FB	46	Dalton Wilson	6-0	227	JR-2L	Williston, S.C.
	48	Matt Coffee	5-11	230	SO-1L	Mary Esther, Fla.
TB	21	Marcus Lattimore	6-0	232	SO-1L	Duncan, S.C.
	31	Kenny Miles	5-10	193	JR-2L	Lawrenceville, Ga.
	28	Eric Baker	6-0	208	JR-2L	Jacksonville, Fla.
	OR 22	Brandon Wilds	6-1	223	FR-HS	Blythewood, S.C.

Defense

DE	98	Devin Taylor	6-7	260	JR-2L	Beaufort, S.C.
	90	Chaz Sutton	6-4	250	SO-1L	Savannah, Ga.
	92	Byron McKnight	6-5	235	SR-3L	Laurinburg, N.C.
DT	42	Travian Robertson	6-4	303	SR-3L	Laurinburg, N.C.
	70	Byron Jerideau	6-1	319	JR-1L	Green Pond, S.C.
DT	57	Aldrick Fordham	6-3	274	JR-2L	Jamestown, S.C.
	99	Kelcy Quarles	6-4	271	FR-PG	Hodges, S.C.
DE	6	Melvin Ingram	6-2	276	SR-3L	Hamlet, N.C.
	7	Jadeveon Clowney	6-6	254	FR-HS	Rock Hill, S.C.
MLB	54	Shaq Wilson	5-11	223	JR-2L	Jacksonville, Fla.
	45	Rodney Paulk	6-0	242	SR-3L	Columbia, S.C.
	43	Qua Gilchrist	6-1	244	JR-SQ	Abbeville, S.C.
WLB	32	Reginald Bowens	6-2	248	JR-1L	Holly Springs, N.C.
	24	Quin Smith	6-1	238	JR-2L	Lenoir, N.C.
SPUR	26	Antonio Allen	6-2	202	SR-2L	Ocala, Fla.
	33	Damario Jeffery	6-3	237	JR-2L	Columbia, S.C.
CB	5	Stephon Gilmore	6-1	193	JR-2L	Rock Hill, S.C.
	27	Victor Hampton	5-10	187	FR-RS	Darlington, S.C.
SS	21	DeVonte Holloman	6-2	232	JR-2L	Charlotte, N.C.
	9	Sharrod Golightly	5-10	185	FR-RS	Decatur, Ga.
	30	Corey Addison	6-0	204	SO-1L	Jacksonville, Fla.
FS	36	D.J. Swearinger	5-10	208	JR-2L	Greenwood, S.C.
	15	Jimmy Legree	5-11	185	SO-1L	Beaufort, S.C.
	25	Kadetrix Marcus	6-1	183	FR-HS	Stone Mountain, Ga.
CB	39	Marty Markett	5-10	162	SR-1L	York, S.C.
	12	C.C. Whitlock	5-10	178	SR-3L	Chester, S.C.

Specialists

KO	18	Jay Wooten	6-3	204	SR-1L	Laurinburg, N.C.
	81	Adam Yates	6-1	213	JR-1L	Sparks, Md.
PK	18	Jay Wooten	6-3	204	SR-1L	Laurinburg, N.C.
	81	Adam Yates	6-1	213	JR-1L	Sparks, Md.
P	49	Joey Scribner-Howard	6-0	210	SR-SQ	Irmo, S.C.
	85	Patrick Fish	5-11	193	FR-RS	Shelby, N.C.
H	13	Seth Strickland	6-2	194	JR-1L	Laurens, S.C.
	85	Patrick Fish	5-11	193	FR-RS	Shelby, N.C.

KR	23	Bruce Ellington	5-9	197	FR-RS	Moncks Corner, S.C.
	5	Stephon Gilmore	6-1	193	JR-2L	Rock Hill, S.C.
PR	9	Ace Sanders	5-7	175	SO-1L	Bradenton, Fla.
	5	Stephon Gilmore	6-1	193	JR-2L	Rock Hill, S.C.
	23	Bruce Ellington	5-9	197	FR-RS	Moncks Corner, S.C.
LS	51	Walker Inabinet	5-10	199	JR-1L	Columbia, S.C.
	62	Davis Moore	6-0	216	SO-SQ	Buford, Ga.

Game 5

SOUTH CAROLINA GAME NOTES VS. AUBURN ALPHABETICAL ROSTER



No.	Name	Pos.	Ht.	Wt.	Yr.	Exp.	Hometown (High/Last School)
30	Corey Addison	SS	6-0	204	SO	-1L	Jacksonville, Fla. (Andrew Jackson)
26	Antonio Allen	SPR	6-2	202	SR	-2L	Ocala, Fla. (Trinity Catholic/Fork Union)
81	Rory Anderson	TE	6-5	207	FR	-HS	Powder Springs, Ga. (McEachern)
47	Landon Ard	P/K	5-10	175	FR	-HS	Rock Hill, S.C. (South Pointe)
3	Akeem Auguste	CB	5-10	182	SR	-3L	Hollywood, Fla. (Chaminade-Madonna/Fork Union)
28	Eric Baker	TB	6-0	208	JR	-2L	Jacksonville, Fla. (White/Fork Union)
43	Jacob Baker	TB	5-9	191	JR	-1L	Ridgeland, S.C. (Thomas Heyward Academy)
4	Jason Barnes	WR	6-4	214	SR	-3L	Charlotte, N.C. (Independence)
34	Joshua Blue	TB	5-6	178	FR	-HS	Tatum, S.C. (Marlboro County)
32	Reginald Bowns	LB	6-2	248	JR	-1L	Holly Springs, N.C. (Garner)
16	Payton Brady	TE	6-3	226	JR	-SQ	Lincolnton, N.C. (East Lincoln/ Charleston Southern/Campbell)
80	K.J. Brent	WR	6-3	180	FR	-HS	Waxhaw, N.C. (Marvin Ridge)
74	Kaleb Broome	OG	6-6	326	JR	-TR	Aiken, S.C. (Aiken/Georgia Military)
83	Zach Broome	WR	6-2	201	FR	-TR	Richmond Hill, Ga. (Richmond Hill/ Armstrong Atlantic State)
3	Damiere Byrd	WR	5-9	161	FR	-HS	Sicklerville, N.J. (Timber Creek)
40	Billy Byrne	FB	5-11	235	SO	-SQ	Palm Harbor, Fla. (East Lake)
60	Terrence Campbell	OG	6-3	296	SR	-2L	Austell, Ga. (South Cobb)
50	A.J. Cann	OG	6-3	299	FR	-RS	Bamberg, S.C. (Bamberg-Ehrhardt)
7	Shon Carson	TB	5-8	190	FR	-HS	Scranton, S.C. (Lake City)
1	Ahmad Christian	CB	5-10	182	FR	-HS	Jacksonville, Fla. (Trinity Christian)
12	Andrew Clifford	QB	6-2	212	SO	-SQ	Tampa, Fla. (Wharton)
7	Jadeveon Clowney	DE	6-6	254	FR	-HS	Rock Hill, S.C. (South Pointe)
48	Matt Coffee	FB	5-11	230	SO	-1L	Mary Esther, Fla. (Fort Walton Beach)
18	Cedrick Cooper	LB	6-2	207	FR	-HS	Lithonia, Ga. (Lithonia)
58	Ryland Culbertson	OG	6-4	252	FR	-RS	Laurens, S.C. (Laurens Academy)
87	Justice Cunningham	TE	6-3	265	JR	-2L	Pageland, S.C. (Central)
72	Kenny Davis	OG	6-3	318	JR	-1L	Newberry, S.C. (Newberry)
44	Gerald Dixon	DE	6-2	271	FR	-HS	Rock Hill, S.C. (South Pointe)
95	Gerald Dixon Jr.	DT	6-3	311	FR	-HS	Rock Hill, S.C. (Northwestern)
52	Phillip Dukes	DT	6-3	300	FR	-HS	Manning, S.C. (Manning)
23	Bruce Ellington	WR	5-9	197	FR	-RS	Moncks Corner, S.C. (Berkeley)
85	Patrick Fish	P	5-11	193	FR	-RS	Shelby, N.C. (Burns)
61	Travis Ford	OC	6-3	278	SO	-SQ	Fork, S.C. (Lake View/Coastal Carolina)
57	Aldrick Fordham	DT	6-3	274	JR	-2L	Jamestown, S.C. (Timberland)
85	Riley Gallaher	WR	6-1	175	FR	-HS	Apex, N.C. (Garner)
5	Stephen Garcia	QB	6-2	232	SR	-3L	Lutz, Fla. (Jefferson)
78	Cody Gibson	OT	6-6	284	FR	-RS	Tallahassee, Fla. (Lincoln)
43	Qua Gilchrist	LB	6-1	244	JR	-SQ	Abbeville, S.C. (Abbeville/Butler Co. CC)
5	Stephon Gilmore	CB	6-1	193	JR	-2L	Rock Hill, S.C. (South Pointe)
9	Sharrod Golightly	SS	5-10	185	FR	-RS	Decatur, Ga. (Southwest DeKalb)
93	Deon Green	DT	6-3	266	FR	-HS	Windermere, Fla. (Olympia)
29	Chaun Gresham	LB	6-2	265	SO	-1L	Auburn, Ga. (Apalachee)
15	Austin Hails	QB	6-2	215	FR	-HS	Collinsville, Ill. (Collinsville)
96	Jamal Hall	DE	6-2	216	SO	-TR	Lodson, S.C. (Fort Dorchester/ Brevard College)
27	Victor Hampton	CB	5-10	187	FR	-RS	Darlington, S.C. (Darlington)
59	Coleman Harley	LS	6-2	265	FR	-HS	Aiken, S.C. (South Aiken)
70	Kyle Harris	OG	6-3	273	FR	-HS	Silver Creek, Ga. (Pepperell)
34	Mason Harris	DE	6-3	208	FR	-HS	Fort Oglethorpe, Ga. (Ridgeland)
35	Ben Harvey	CB	5-9	176	FR	-HS	Columbia, Md. (Our Lady of Good Counsel)
24	Josh Hinch	TB	5-7	183	SR	-SQ	Knoxville, Tenn. (Austin-East/ MidAmerica Nazarene)
21	DeVonte Holloman	SPR	6-2	232	JR	-2L	Charlotte, N.C. (South Pointe)
91	Walker Inabinet	LS	5-10	199	JR	-1L	Columbia, S.C. (Hammond School)
6	Melvin Ingram	DE	6-2	276	SR	-3L	Hamlet, N.C. (Richmond County)
1	Alshon Jeffery	WR	6-4	229	JR	-2L	St. Matthews, S.C. (Calhoun County)
33	Damario Jeffery	LB	6-3	237	JR	-2L	Columbia, S.C. (Columbia)

No.	Name	Pos.	Ht.	Wt.	Yr.	Exp.	Hometown (High/Last School)
8	Shamier Jeffery	WR	6-1	208	FR	-HS	St. Matthews, S.C. (Calhoun County)
70	Byron Jerideau	DT	6-1	319	JR	-1L	Green Pond, S.C. (Colleton County/Fort Scott CC)
55	T.J. Johnson	OC	6-5	316	JR	-2L	Aynor, S.C. (Aynor)
10	Nick Jones	WR	5-9	188	FR	-RS	Moore, S.C. (Byrnes)
21	Marcus Lattimore	TB	6-0	232	SO	-1L	Duncan, S.C. (Byrnes)
15	Jimmy Legree	FS	5-11	185	SO	-1L	Beaufort, S.C. (Beaufort)
86	Blair Lowery	WR	6-0	180	JR	-SQ	Irmo, S.C. (Dutch Fork)
25	Kadetrix Marcus	FS	6-1	183	FR	-HS	Stone Mountain, Ga. (Stephenson)
39	Marty Markett	CB	5-10	162	SR	-1L	York, S.C. (York)
8	Martay Mattox	CB	6-1	192	FR	-HS	Athens, Ga. (Clarke Central)
76	Mike Matulis	OT	6-5	274	FR	-HS	Boynton Beach, Fla. (Park Vista)
19	Tanner McEvoy	QB	6-6	207	FR	-HS	Hillsdale, N.J. (Bergen Catholic)
92	Byron McKnight	DE	6-5	235	SR	-3L	Laurinburg, N.C. (Scotland County)
41	Connor McLaurin	FB	6-0	227	FR	-RS	Raleigh, N.C. (Garner)
31	Kenny Miles	TB	5-10	193	JR	-2L	Lawrenceville, Ga. (Brookwood)
82	D.L. Moore	WR	6-4	203	JR	-2L	Bowling Green, Ky. (Bowling Green)
62	Davis Moore	LS	6-0	216	SO	-SQ	Buford, Ga. (Mill Creek/Emory & Henry)
20	Edward Muldrow	LB	6-3	190	FR	-HS	Snellville, Ga. (South Gwinnett)
68	Kyle Nunn	OT	6-6	295	SR	-3L	Sumter, S.C. (Sumter)
31	Matt O'Brien	SPR	6-0	188	SO	-SQ	New Milford, N.J. (Bergen Catholic)
88	Drew Owens	TE	6-5	241	FR	-HS	Charlotte, N.C. (Ardrey Kell)
67	Ronald Patrick	OG	6-1	302	SO	-SQ	Cocoa, Fla. (Cocoa)
45	Rodney Paulk	LB	6-0	242	SR	-3L	Columbia, S.C. (Richland Northeast)
99	Kelcy Quarles	DT	6-4	271	FR	-PG	Hodges, S.C. (Greenwood/Fork Union)
48	Marcquis Roberts	SPR	6-0	218	FR	-HS	Powder Springs, Ga. (McEachern)
42	Travian Robertson	DT	6-4	303	SR	-3L	Laurinburg, N.C. (Scotland County)
94	Corey Robinson	DT	6-8	350	FR	-RS	Havelock, N.C. (Havelock)
51	Kenny Robinson	FS	5-9	178	FR	-HS	Hilton Head Island, S.C. (Hilton Head)
4	Sheldon Royster	FS	5-11	187	FR	-HS	Woodbridge, N.J. (St. Peter's Prep)
9	Ace Sanders	WR	5-7	175	SO	-1L	Brandenton, Fla. (Manatee)
10	Cadarius Sanders	CB	6-0	184	FR	-RS	LaGrange, Ga. (Troup County)
49	Joey Scribner-Howard	P/K	6-0	210	SR	-SQ	Irmo, S.C. (Dutch Fork/Carson-Newman)
11	Lamar Scruggs	WR	6-3	218	SO	-1L	Jacksonville Beach, Fla. (Fletcher)
14	Connor Shaw	QB	6-1	204	SO	-1L	Flowery Branch, Ga. (Flowery Branch)
71	Brandon Shell	OT	6-6	322	FR	-HS	Goose Creek, S.C. (Goose Creek)
89	Corey Simmons	TE	6-4	260	FR	-RS	Lawrenceville, Ga. (Greater Atlanta Christian)
6	DeAngelo Smith	WR	6-0	193	SO	-SQ	Kingsland, Ga. (Camden County)
24	Quin Smith	LB	6-1	238	JR	-2L	Lenoir, N.C. (Hibriten)
75	Will Sport	OG	6-5	282	FR	-HS	Milton, Fla. (Pace)
13	Seth Strickland	QB	6-2	194	JR	-1L	Laurens, S.C. (Laurens)
97	J.T. Surratt	DT	6-2	297	FR	-RS	Winston-Salem, N.C. (Parkland)
90	Chaz Sutton	DE	6-4	250	SO	-1L	Savannah, Ga. (Jenkins/Fork Union)
36	D.J. Swearinger	SS	5-10	208	JR	-2L	Greenwood, S.C. (Greenwood)
98	Devin Taylor	DE	6-7	260	JR	-2L	Beaufort, S.C. (Beaufort)
17	Dylan Thompson	QB	6-3	213	FR	-RS	Boiling Springs, S.C. (Boiling Springs)
73	Rokeyvious Watkins	OT	6-4	340	SR	-1L	Fairburn, Ga. (Creekside/Georgia Military)
17	Angelo Watley	LB	5-1	225	FR	-HS	Lawrenceville, Ga. (Peachtree Ridge)
12	C.C. Whitlock	CB	5-10	178	SR	-3L	Chester, S.C. (Chester)
22	Brandon Wilds	TB	6-1	223	FR	-HS	Blythewood, S.C. (Blythewood)
11	Brisson Williams	FS	5-10	206	FR	-PG	Warner Robins, Ga. (Northside/Fork Union)
84	Mike Williamson	P	6-1	188	SO	-TR	Norway, S.C. (Orangeburg Prep/ Columbia University)
46	Dalton Wilson	FB	6-0	227	JR	-2L	Williston, S.C. (Williston-Elko)
54	Shaq Wilson	LB	5-11	223	JR	-2L	Jacksonville, Fla. (First Coast)
40	Josh Woods	FS	5-10	180	SO	-TR	Spartanburg, S.C. (Gaffney/ South Carolina State)
18	Jay Wooten	P/K	6-3	204	SR	-1L	Laurinburg, N.C. (Scotland County/UNC)
81	Adam Yates	PK	6-1	213	JR	-1L	Sparks, Md. (Hereford)

Game 5

SOUTH CAROLINA GAME NOTES VS. AUBURN NUMERICAL ROSTER



No.	Name	Pos.	Ht.	Wt.	Yr.	Exp.	Hometown (High/Last School)
1	Alshon Jeffery	WR	6-4	229	JR	2L	St. Matthews, S.C. (Calhoun County)
1	Ahmad Christian	CB	5-10	182	FR	HS	Jacksonville, Fla. (Trinity Christian)
3	Akeem Auguste	CB	5-10	182	SR	3L	Hollywood, Fla. (Chaminade-Madonna/Fork Union)
3	Damiere Byrd	WR	5-9	161	FR	HS	Sicklerville, N.J. (Timber Creek)
4	Jason Barnes	WR	6-4	214	SR	3L	Charlotte, N.C. (Independence)
4	Sheldon Royster	FS	5-11	187	FR	HS	Woodbridge, N.J. (St. Peter's Prep)
5	Stephen Garcia	QB	6-2	232	SR	3L	Lutz, Fla. (Jefferson)
5	Stephon Moore	CB	6-1	193	JR	2L	Rock Hill, S.C. (South Pointe)
6	Melvin Ingram	DE	6-2	276	SR	3L	Hamlet, N.C. (Richmond County)
6	DeAngelo Smith	WR	6-0	193	SO	SQ	Kingsland, Ga. (Camden County)
7	Jadeveon Clowney	DE	6-6	254	FR	HS	Rock Hill, S.C. (South Pointe)
7	Shon Carson	TB	5-8	190	FR	HS	Scranton, S.C. (Lake City)
8	Martay Mattox	CB	6-1	192	FR	HS	Athens, Ga. (Clarke Central)
8	Shamier Jeffery	WR	6-1	208	FR	HS	St. Matthews, S.C. (Calhoun County)
9	Ace Sanders	WR	5-7	175	SO	1L	Brandenton, Fla. (Manatee)
9	Sharrad Golightly	SS	5-10	185	FR	RS	Decatur, Ga. (Southwest DeKalb)
10	Nick Jones	WR	5-9	188	FR	RS	Moore, S.C. (Byrnes)
10	Cadarius Sanders	CB	6-0	184	FR	RS	LaGrange, Ga. (Troup County)
11	Lamar Scruggs	WR	6-3	218	SO	1L	Jacksonville Beach, Fla. (Fletcher)
11	Brison Williams	FS	5-10	206	FR	PG	Warner Robins, Ga. (Northside/Fork Union)
12	C.C. Whitlock	CB	5-10	178	SR	3L	Chester, S.C. (Chester)
12	Andrew Clifford	QB	6-2	212	SO	SQ	Tampa, Fla. (Wharton)
13	Seth Strickland	QB	6-2	194	JR	1L	Laurens, S.C. (Laurens)
14	Connor Shaw	QB	6-1	204	SO	1L	Flowery Branch, Ga. (Flowery Branch)
15	Jimmy Legree	FS	5-11	185	SO	1L	Beaufort, S.C. (Beaufort)
15	Austin Hails	QB	6-2	215	FR	HS	Collinsville, Ill. (Collinsville)
16	Payton Brady	TE	6-3	226	JR	SQ	Lincolnton, N.C. (East Lincoln/ Charleston Southern/Campbell)
17	Dylan Thompson	QB	6-3	213	FR	RS	Boiling Springs, S.C. (Boiling Springs)
17	Angelo Watley	LB	5-1	225	FR	HS	Lawrenceville, Ga. (Peachtree Ridge)
18	Jay Wooten	P/K	6-3	204	SR	1L	Laurinburg, N.C. (Scotland County/UNC)
18	Cedrick Cooper	LB	6-2	207	FR	HS	Lithonia, Ga. (Lithonia)
19	Tanner McEvoy	QB	6-6	207	FR	HS	Hillsdale, N.J. (Bergen Catholic)
20	Edward Muldrow	LB	6-3	190	FR	HS	Snellville, Ga. (South Gwinnett)
21	DeVonte Holloman	SPR	6-2	232	JR	2L	Charlotte, N.C. (South Pointe)
21	Marcus Lattimore	TB	6-0	232	SO	1L	Duncan, S.C. (Byrnes)
22	Brandon Wilds	TB	6-1	223	FR	HS	Blythewood, S.C. (Blythewood)
23	Bruce Ellington	WR	5-9	197	FR	RS	Moncks Corner, S.C. (Berkeley)
24	Quin Smith	LB	6-1	238	JR	2L	Lenoir, N.C. (Hibriten)
24	Josh Hinch	TB	5-7	183	SR	SQ	Knoxville, Tenn. (Austin-East/ MidAmerica Nazarene)
25	Kadetrax Marcus	FS	6-1	183	FR	HS	Stone Mountain, Ga. (Stephenson)
26	Antonio Allen	SPR	6-2	202	SR	2L	Ocala, Fla. (Trinity Catholic/Fork Union)
27	Victor Hampton	CB	5-10	187	FR	RS	Darlington, S.C. (Darlington)
28	Eric Baker	TB	6-0	208	JR	2L	Jacksonville, Fla. (White/Fork Union)
29	Chaun Gresham	LB	6-2	265	SO	1L	Auburn, Ga. (Apalachee)
30	Corey Addison	SS	6-0	204	SO	1L	Jacksonville, Fla. (Andrew Jackson)
31	Kenny Miles	TB	5-10	193	JR	2L	Lawrenceville, Ga. (Brookwood)
31	Matt O'Brien	SPR	6-0	188	SO	SQ	New Milford, N.J. (Bergen Catholic)
32	Reginald Bowns	LB	6-2	248	JR	1L	Holly Springs, N.C. (Garner)
33	Damario Jeffery	LB	6-3	237	JR	2L	Columbia, S.C. (Columbia)
34	Mason Harris	DE	6-3	208	FR	HS	Fort Oglethorpe, Ga. (Ridgeland)
34	Joshua Blue	TB	5-6	178	FR	HS	Tatum, S.C. (Marlboro County)
35	Ben Harvey	CB	5-9	176	FR	HS	Columbia, Md. (Our Lady of Good Counsel)
36	D.J. Swearinger	SS	5-10	208	JR	2L	Greenwood, S.C. (Greenwood)
39	Marty Markett	CB	5-10	162	SR	1L	York, S.C. (York)
40	Billy Byrne	FB	5-11	235	SO	SQ	Palm Harbor, Fla. (East Lake)
40	Josh Woods	FS	5-10	180	SO	TR	Spartanburg, S.C. (Gaffney/ South Carolina State)

No.	Name	Pos.	Ht.	Wt.	Yr.	Exp.	Hometown (High/Last School)
41	Connor McLaurin	FB	6-0	227	FR	RS	Raleigh, N.C. (Garner)
42	Travian Robertson	DT	6-4	303	SR	3L	Laurinburg, N.C. (Scotland County)
43	Qua Gilchrist	LB	6-1	244	JR	SQ	Abbeville, S.C. (Abbeville/Butler Co. CC)
43	Jacob Baker	TB	5-9	191	JR	1L	Ridgeland, S.C. (Thomas Heyward Academy)
44	Gerald Dixon	DE	6-2	271	FR	HS	Rock Hill, S.C. (South Pointe)
45	Rodney Paulk	LB	6-0	242	SR	3L	Columbia, S.C. (Richland Northeast)
46	Dalton Wilson	FB	6-0	227	JR	2L	Williston, S.C. (Williston-Elko)
47	Landon Ard	P/K	5-10	175	FR	HS	Rock Hill, S.C. (South Pointe)
48	Matt Coffee	FB	5-11	230	SO	1L	Mary Esther, Fla. (Fort Walton Beach)
48	Marcquis Roberts	SPR	6-0	218	FR	HS	Powder Springs, Ga. (McEachern)
49	Joey Scribner-Howard	P/K	6-0	210	SR	SQ	Irmo, S.C. (Dutch Fork/Carson-Newman)
50	A.J. Cann	OG	6-3	299	FR	RS	Bamberg, S.C. (Bamberg-Ehrhardt)
51	Kenny Robinson	FS	5-9	178	FR	HS	Hilton Head Island, S.C. (Hilton Head)
52	Phillip Dukes	DT	6-3	300	FR	HS	Manning, S.C. (Manning)
54	Shaq Wilson	LB	5-11	223	JR	2L	Jacksonville, Fla. (First Coast)
55	T.J. Johnson	OC	6-5	316	JR	2L	Aynor, S.C. (Aynor)
57	Aldrick Fordham	DT	6-3	274	JR	2L	Jamestown, S.C. (Timberland)
58	Ryland Culbertson	OG	6-4	252	FR	RS	Laurens, S.C. (Laurens Academy)
59	Coleman Harley	LS	6-2	265	FR	HS	Aiken, S.C. (South Aiken)
60	Terrence Campbell	OG	6-3	296	SR	2L	Austell, Ga. (South Cobb)
61	Travis Ford	OC	6-3	278	SO	SQ	Fork, S.C. (Lake View/Coastal Carolina)
62	Davis Moore	LS	6-0	216	SO	SQ	Buford, Ga. (Mill Creek/Emory & Henry)
67	Ronald Patrick	OG	6-1	302	SO	SQ	Cocoa, Fla. (Cocoa)
68	Kyle Nunn	OT	6-6	295	SR	3L	Sumter, S.C. (Sumter)
70	Byron Jerideau	DT	6-1	319	JR	1L	Green Pond, S.C. (Colleton County/Fort Scott CC)
70	Kyle Harris	OG	6-3	273	FR	HS	Silver Creek, Ga. (Pepperell)
71	Brandon Shell	OT	6-6	322	FR	HS	Goose Creek, S.C. (Goose Creek)
72	Kenny Davis	OG	6-3	318	JR	1L	Newberry, S.C. (Newberry)
73	Rokeyious Watkins	OT	6-4	340	SR	1L	Fairburn, Ga. (Creekside/Georgia Military)
74	Kaleb Broome	OG	6-6	326	JR	TR	Aiken, S.C. (Aiken/Georgia Military)
75	Will Sport	OG	6-5	282	FR	HS	Milton, Fla. (Pace)
76	Mike Matulis	OT	6-5	274	FR	HS	Boynton Beach, Fla. (Park Vista)
78	Cody Gibson	OT	6-6	284	FR	RS	Tallahassee, Fla. (Lincoln)
80	K.J. Brent	WR	6-3	180	FR	HS	Waxhaw, N.C. (Marvin Ridge)
81	Adam Yates	PK	6-1	213	JR	1L	Sparks, Md. (Hereford)
81	Rory Anderson	TE	6-5	207	FR	HS	Powder Springs, Ga. (McEachern)
82	D.L. Moore	WR	6-4	203	JR	2L	Bowling Green, Ky. (Bowling Green)
83	Zach Broome	WR	6-2	201	FR	TR	Richmond Hill, Ga. (Richmond Hill/ Armstrong Atlantic State)
84	Mike Williamson	P	6-1	188	SO	TR	Norway, S.C. (Orangeburg Prep/ Columbia University)
85	Patrick Fish	P	5-11	193	FR	RS	Shelby, N.C. (Burns)
85	Riley Gallaher	WR	6-1	175	FR	HS	Apex, N.C. (Garner)
86	Blair Lowery	WR	6-0	180	JR	SQ	Irmo, S.C. (Dutch Fork)
87	Justice Cunningham	TE	6-3	265	JR	2L	Pageland, S.C. (Central)
88	Drew Owens	TE	6-5	241	FR	HS	Charlotte, N.C. (Ardrey Kell)
89	Corey Simmons	TE	6-4	260	FR	RS	Lawrenceville, Ga. (Greater Atlanta Christian)
90	Chaz Sutton	DE	6-4	250	SO	1L	Savannah, Ga. (Jenkins/Fork Union)
91	Walker Inabinet	LS	5-10	199	JR	1L	Columbia, S.C. (Hammond School)
92	Byron McKnight	DE	6-5	235	SR	3L	Laurinburg, N.C. (Scotland County)
93	Deon Green	DT	6-3	266	FR	HS	Windermere, Fla. (Olympia)
94	Corey Robinson	DT	6-8	350	FR	RS	Havelock, N.C. (Havelock)
95	Gerald Dixon Jr.	DT	6-3	311	FR	HS	Rock Hill, S.C. (Northwestern)
96	Jamal Hall	DE	6-2	216	SO	TR	Lodson, S.C. (Fort Dorchester/ Brevard College)
97	J.T. Surratt	DT	6-2	297	FR	RS	Winston-Salem, N.C. (Parkland)
98	Devin Taylor	DE	6-7	260	JR	2L	Beaufort, S.C. (Beaufort)
99	Kelcy Quarles	DT	6-4	271	FR	PG	Hodges, S.C. (Greenwood/Fork Union)



**SOUTH CAROLINA
GAMECOCKS**

Steve Spurrier

Head Coach

Seventh Year at South Carolina



The Spurrier File

Full Name: Stephen Orr Spurrier
Hometown: Johnson City, Tenn.
Wife: Jerri
Children: Lisa, Amy, Steve Jr., Scott
College: Florida (1967)

COACHING EXPERIENCE

2005-11 South Carolina Head Coach
2002-03 Washington Head Coach (NFL)
1990-01 Florida Head Coach
1987-89 Duke Head Coach
1983-85 Tampa Bay Head Coach (USFL)
1980-82 Duke Assistant Coach
1979 Georgia Tech Assistant Coach
1978 Florida Assistant Coach

COACH OF THE YEAR

2010 South Carolina
2005 South Carolina
1996 Florida
1995 Florida
1994 Florida
1991 Florida
1990 Florida
1989 Duke
1988 Duke

Versus Auburn (10-7)

Date	Score	Date	Score
11/03/90	W, 48-7	10/16/99	W, 32-14
11/02/91	W, 31-10	10/14/00	W, 38-7
10/17/92	W, 24-9	12/02/00	W, 28-6
10/16/93	L, 35-38	10/13/01	L, 20-23
10/15/94	L, 33-36	10/01/05	L, 7-48
10/14/95	W, 49-38	09/28/06	L, 17-24
10/19/96	W, 51-10	09/25/10	L, 27-35
10/18/97	W, 24-10	12/04/10	L, 17-56
10/17/98	W, 24-3		

Steve Spurrier, who has coached a national championship team, won seven Southeastern Conference titles, garnered nine conference Coach of the Year awards, and won 72 percent of the college games in which he has coached, is in his seventh season as head coach at the University of South Carolina. Spurrier was introduced as Carolina's 32nd head coach on Nov. 23, 2004.

Coach Spurrier has compiled a 190-73-2 (.721) won-loss record in 22 seasons as a major college head coach, including a 48-33 mark (.593) at Carolina. He led the Duke Blue Devils to the 1989 Atlantic Coast Conference championship before returning to his alma mater, the University of Florida, as head coach in 1990. During his 12 seasons with the Gators, Spurrier's teams won seven Southeastern Conference championships, one national title and finished ranked in the nation's top 10 nine times. His record at Florida was an amazing 122-27-1 (.817). Spurrier, who won the 1966 Heisman Trophy as a quarterback for the Gators, was also head coach of the NFL's Washington Redskins (2002-03). He returned to the college ranks in 2005 after a one-year absence from the sidelines.

In his first season at South Carolina, Coach Spurrier led the Gamecocks to a 7-5 record and a second-place finish in the SEC Eastern Division. In doing so, he posted a five-game winning streak, the 15th-consecutive year in which he has had a five-game winning streak, something no other coach in college history has accomplished. He was honored as the SEC Coach of the Year by the Associated Press after leading the Gamecocks to a school-record five straight SEC wins, their first win ever at Tennessee and their first win over Florida since the 1930s. It was the eighth time he has been honored as his league's Coach of the Year.

He came back with an 8-5 record in 2006, just the ninth time in school history that the Gamecocks posted eight or more wins in a season. The season was capped with a victory in the Liberty Bowl over Conference USA champion Houston. With that win, Spurrier matched Joe Morrison for the most wins by a Carolina head coach in his first two seasons in Columbia.

In his third season with the Garnet & Black, Spurrier's squad raced out to a 6-1 record and moved as high as No. 6 in the BCS rankings, before finishing the campaign with a 6-6 record. With 21 wins, he set the Carolina record for coaching victories after three seasons at the helm.

With a 7-6 record in 2008, Carolina returned to a New Year's Day bowl game for the first time since the 2001 season. The Gamecocks followed that up with another 7-6 record in 2009, their sixth consecutive non-losing season, the longest stretch in school history since 1928-34. The 2009 season included a win over No. 4 Ole Miss, only the second time in school history that Carolina has defeated a top-five team.

His 2010 Gamecock squad posted several milestones en route to a 9-5 season, the biggest of which was the school's first SEC Eastern Division title and first appearance in the SEC Championship. The Gamecocks also defeated the nation's No. 1 team, Alabama, for the first time in school history, and finished the season ranked 22nd in both major national polls. He was named SEC Coach of the Year for the seventh time, his ninth overall Coach of the Year honor.

Steve Spurrier

Versus the SEC

Opponent	Record
Alabama	7-5
Arkansas	5-4
Auburn	10-7
Florida	2-4
Georgia	14-5
Kentucky	17-1
LSU	11-3
Mississippi State	6-2
Ole Miss	4-0
South Carolina	10-1
Tennessee	12-8
Vanderbilt	17-2
TOTAL	115-42

Bowl Games

Bowl	Opponent	Result
1989 All-American	Texas Tech	L 21-49
1992 Sugar	Notre Dame	L 28-39
1992 Gator	NC State	W 27-10
1994 Sugar	West Virginia	W 41-7
1995 Sugar	Florida State	L 17-23
1996 Fiesta	Nebraska	L 24-62
1997 Sugar	Florida State	W 52-20
1998 Citrus	Penn State	W 21-6
1999 Orange	Syracuse	W 31-10
2000 Citrus	Michigan St.	L 34-37
2001 Sugar	Miami	L 27-37
2002 Orange	Maryland	W 56-23
2005 Independence	Missouri	L 31-38
2006 Liberty	Houston	W 44-36
2009 Outback	Iowa	L 10-31
2010 Papajohns.com	UConn	L 7-20
2010 Chick-fil-A	Florida State	L 17-26
Record in Bowl Games		7-10

Did You Know...

Steve Spurrier is one of only four coaches to record 100 or more wins as an SEC coach against SEC competition (he also has three wins against SEC teams while coaching at Duke). Only Bear Bryant (159) has won more SEC conference games than Coach Spurrier's 112. Spurrier passed John Vaught (106) and Vince Dooley (105) during the 2010 campaign.

Game 5

SOUTH CAROLINA GAME NOTES VS. AUBURN SPURRIER'S COACHING RECORD



Year	School/ Organization	Overall Record	League/ Conference	Conference Record/Finish	Postseason/ Bowl	Final AP Poll	Final Coaches' Poll
1983	Tampa Bay	11-7	USFL	3rd, Central Division	n/a	n/a	
1984	Tampa Bay	14-5	USFL	2nd, Southern Division	1st Round	n/a	
1985	Tampa Bay	10-9	USFL	5th, Eastern Conference	1st Round	n/a	
1987	Duke	5-6	ACC	2-5/7th	—	—	—
1988	Duke	7-3-1	ACC	3-3-1/6th	—	—	—
1989	Duke	8-4	ACC	6-1/1st	All-American	—	—
1990	Florida	9-2	SEC	6-1/1st	None	13	13
1991	Florida	10-2	SEC	7-0/1st	Sugar	7	8
1992	Florida	9-4	SEC	6-3/1st in East*	Gator	10	11
1993	Florida	11-2	SEC	8-1/1st*	Sugar	5	4
1994	Florida	10-2-1	SEC	8-1/1st*	Sugar	7	7
1995	Florida	12-1	SEC	9-0/1st*	Fiesta	2	3
1996	Florida	12-1	SEC	9-0/1st*	Sugar	1	1
1997	Florida	10-2	SEC	6-2/tied 2nd in East	Citrus	4	6
1998	Florida	10-2	SEC	7-1/2nd in East	Orange	5	6
1999	Florida	9-4	SEC	7-2/1st in East*	Citrus	12	14
2000	Florida	10-3	SEC	8-1/1st *	Sugar	10	11
2001	Florida	10-2	SEC	6-2/2nd in East	Orange	3	3
2002	Washington	7-9	NFL	3rd, NFC East	n/a	n/a	
2003	Washington	5-11	NFL	3rd, NFC East	n/a	n/a	
2005	South Carolina	7-5	SEC	5-3/tied 2nd in East	Independence	—	—
2006	South Carolina	8-5	SEC	3-5/5th in East	Liberty	—	—
2007	South Carolina	6-6	SEC	3-5/tied 4th in East	—	—	—
2008	South Carolina	7-6	SEC	4-4/tied 3rd in East	Outback	—	—
2009	South Carolina	7-6	SEC	3-5/tied 4th in East	Papajohns.com	—	—
2010	South Carolina	9-5	SEC	5-3/1st in East*	Chick-fil-A	22	22
2011	South Carolina	4-0	SEC	2-0			

*Appeared in SEC Championship Game

COACHING RECORDS	Overall Record (Pct.)	Conference Record^ (Pct.)	Years
Overall Record (Pro and College)	237-114-2 (.674)	---	27 years
College Record	190-73-2 (.721)	118-46-1 (.718)	22 years
Pro Record	47-41-0 (.534)	---	5 years
SEC Record	170-60-1 (.738)	107-37-0 (.743)	19 years
Florida Record	122-27-1 (.817)	82-12-0 (.872)	12 years
Duke Record	20-13-1 (.603)	11-9-1 (.548)	3 years
Carolina Record	48-33-0 (.593)	25-25-0 (.500)	7 years
USFL Record#	35-21-0 (.625)	---	3 years
NFL Record	12-20-0 (.375)	---	2 years

#Includes 2 playoff losses; ^Regular season only; 5-3 in SEC Championship Games

Steve Spurrier vs. All Opponents

Opponent	Record
Akron	1-0
Alabama	7-5
Arkansas	5-4
Arkansas State	1-0
Army	1-0
Auburn	10-7
Ball State	1-0
Central Florida	2-0
Central Michigan	1-0
Citadel	2-0
Clemson	4-5
Colgate	1-0
Connecticut	0-1
East Carolina	1-0
Florida	2-4
Florida Atlantic	2-0
Florida State	5-9-1
Furman	2-0
Georgia	14-5
Georgia Southern	1-0
Georgia Tech	3-0
Houston	2-0
Iowa	0-1
Kentucky	17-1
Louisiana-Monroe	2-0
Louisville	1-0
Louisiana-Lafayette	3-0
LSU	11-3
Marshall	1-0
Maryland	2-2
Miami (Fla.)	0-1
Michigan State	0-1
Middle Tennessee	2-0
Mississippi State	6-2
Missouri	0-1
Navy	1-0
Nebraska	0-1
New Mexico State	1-0
North Carolina	4-0
North Carolina State	4-1-1
Northern Illinois	2-0
Northwestern	3-0
Notre Dame	0-1
Oklahoma State	1-0
Ole Miss	4-0
Penn State	1-0
Rutgers	0-1
San Jose State	1-0
South Carolina	10-1
South Carolina State	2-0
Southern Miss	4-0
Syracuse	1-1
Tennessee	12-8
Texas Tech	0-1
Troy	2-0
UAB	1-0
Vanderbilt	17-2
Virginia	1-2
Wake Forest	1-2
West Virginia	1-0
Western Michigan	1-0
Wofford	2-0
TOTALS	190-73-2

Carolina Coaching Highs

Most Games at Carolina

No.	Coach	Games
1.	Rex Enright	140
2.	Paul Dietzel	96
3.	Jim Carlen	82
4.	Steve Spurrier	81
5.	Billy Laval	71
6.	Lou Holtz	70
7.	Joe Morrison	69
8.	Brad Scott	56
9.	Sparky Woods	55
10.	Warren Giese	50
	Marvin Bass	50

Most Wins at Carolina

No.	Coach	Wins
1.	Rex Enright	64
2.	Steve Spurrier	48
3.	Jim Carlen	45
4.	Paul Dietzel	42
5.	Billy Laval	39
	Joe Morrison	39
7.	Lou Holtz	33
8.	Warren Giese	28
9.	Sol Metzger	26
10.	Sparky Woods	24

Active Leaders By Wins

No.	Coach	Games
1.	Joe Paterno	404
2.	Frank Beamer	244
3.	Mack Brown	222
4.	Chris Ault	220
5.	Steve Spurrier	190
6.	Brian Kelly	181
7.	Dennis Erickson	176
8.	Mike Price	171
9.	Larry Blakeney	162
10.	H. Schnellberger	157

Active Leaders By Percentage

No.	Coach	Rec.	Pct.
1.	B. Stoops	132-30	.815
2.	G. Patterson	101-29	.777
3.	J. Paterno	404-136-3	.747
	K. Whittingham	60-21	.741
5.	B. Kelly	181-64-2	.737
6.	M. Richt	98-36	.731
7.	B. Petrino	67-25	.728
8.	P. Johnson	137-52	.725
9.	S. Spurrier	190-73-2	.721
10.	B. Mendenhall	58-23	.716



MOST POINTS

1.	69	vs Troy	11/20/10
2.	56	vs East Carolina	9/3/11
3.	52	vs Middle Tennessee	11/18/06
4.	45	vs Troy	09/24/05
	45	vs Florida Atlantic	09/23/06
	45	at Georgia	09/10/11

FEWEST POINTS ALLOWED

1.	0	at Mississippi State	08/31/06
	0	vs NC State	08/28/08
3.	3	vs South Carolina State	09/15/07
	3	at NC State	09/03/09
	3	vs Vanderbilt	09/24/11
6.	6	vs Florida Atlantic	09/23/06
	6	vs Tennessee	11/01/08
	6	vs Georgia	09/11/10

MOST FIRST DOWNS

1.	31	at Tennessee	10/27/07
2.	30	vs Wofford	09/20/08
3.	29	at Arkansas	11/03/07
4.	28	at Clemson	11/25/06
5.	27	vs Louisiana/Lafayette	09/01/07
	27	vs Navy	09/17/11

FEWEST FIRST DOWNS ALLOWED

1.	5	vs Vanderbilt	09/24/11
2.	10	vs NC State	08/28/08
3.	11	at Mississippi State	08/31/06
	11	vs Tennessee	11/01/08
	11	at NC State	09/03/09
	11	vs Georgia	09/11/10
	11	at Vanderbilt	10/23/10
	11	at Florida	11/13/10

MOST RUSHING ATTEMPTS

1.	58	vs Clemson	11/28/09
2.	54	at Florida	11/13/10
3.	52	vs Georgia	09/11/10
4.	45	vs UAB	09/27/08
	45	at Vanderbilt	10/23/10

FEWEST RUSHING ATTEMPTS, OPPONENTS

1.	20	at Florida	11/13/10
2.	22	at Kentucky	10/11/08
3.	23	vs Tennessee	10/28/06
4.	25	vs UAB	09/27/08
	25	vs Vanderbilt	09/24/11

MOST RUSHING YARDS

1.	287	vs Florida Atlantic	09/19/09
2.	254	vs Navy	09/17/11
3.	253	at Georgia	9/10/11
4.	239	at Florida	11/13/10
5.	224	vs Southern Miss	09/02/10

FEWEST RUSHING YARDS ALLOWED

1.	4	vs Vanderbilt	09/24/11
2.	34	vs Tennessee	11/01/08
3.	35	at Florida	11/13/10
4.	36	vs Alabama	10/09/10
5.	41	vs Vanderbilt	10/22/05

MOST PASSES ATTEMPTED

1.	53	at Georgia	09/12/09
2.	51	at Arkansas	11/03/07
3.	50	at Tennessee	10/27/07
	50	vs Iowa	01/01/09
	50	at Tennessee	10/31/09

MOST PASSES COMPLETED

1.	34	at Tennessee	10/27/07
2.	31	at Georgia	09/12/09
	31	at Vanderbilt	10/23/10
4.	27	at Arkansas	11/03/07
5.	26	vs Florida	11/10/07
	26	vs Iowa	01/01/09

FEWEST PASSES ATTEMPTED, OPPONENTS

1.	9	vs Navy	09/17/11
2.	11	vs Wofford	09/16/06
	11	at Arkansas	11/03/07
4.	13	at Vanderbilt	09/04/08
	13	vs Wofford	09/20/08

FEWEST PASSES COMPLETED, OPPONENTS

1.	5	vs Wofford	09/16/06
	5	vs NC State	08/28/08
	5	vs Navy	09/17/11
4.	6	vs Middle Tennessee	11/18/06
5.	8	Several times, last: vs Ole Miss	09/24/09

MOST PASSING YARDS

1.	391	vs Middle Tennessee	11/18/06
2.	382	at Kentucky	10/16/10
3.	364	at Arkansas	11/03/07
4.	355	at Vanderbilt	10/23/10
5.	330	vs UCF	09/01/05
	330	at Tennessee	10/27/07

FEWEST PASSING YARDS ALLOWED

1.	49	vs NC State	08/28/08
2.	61	vs Navy	09/17/11
3.	63	vs Louisiana/Lafayette	09/01/07
4.	67	vs Wofford	09/16/06
5.	68	vs South Carolina State	09/15/07

MOST YARDS TOTAL OFFENSE

1.	545	vs Middle Tennessee	11/18/06
2.	516	vs Florida Atlantic	09/19/09
3.	512	vs Houston	12/29/06
4.	501	at Tennessee	10/27/07
5.	492	vs Florida Atlantic	09/23/06
	492	at Clemson	11/25/06

FEWEST TOTAL YARDS ALLOWED

1.	77	vs Vanderbilt	09/24/11
2.	133	at NC State	09/03/09
3.	138	vs NC State	08/28/08
4.	161	at Mississippi State	08/31/06
5.	200	vs Middle Tennessee	11/18/06

PUNTING AVERAGE (MIN. OF 3 PUNTS)

1.	50.0	vs Georgia	09/11/10
	50.0	vs Auburn	12/04/10
3.	48.7	at Mississippi State	08/31/06
4.	48.0	at Auburn	09/25/10
5.	46.3	vs Vanderbilt	09/24/11

MOST TIME OF POSSESSION

1.	40:46	at Florida	11/13/10
2.	37:21	at Vanderbilt	10/23/10
3.	36:31	vs Clemson	11/28/09
4.	36:25	at Tennessee	10/27/07
5.	35:15	vs Georgia	09/11/10

LONGEST SCORING DRIVE: BY YARDS

1.	99	vs Arkansas	11/04/06
	99	vs Vanderbilt	10/24/09
3.	97	vs Troy	09/24/05
4.	96	at Clemson	11/25/06
5.	95	vs Tennessee	10/28/06
	95	at Ole Miss	10/04/08
7.	93	vs Auburn	09/28/06
	93	at Vanderbilt	10/23/10
9.	92	3 times	

LONGEST SCORING DRIVE: BY TIME

1.	9:02	vs Troy	11/20/10
2.	8:02	vs Georgia	09/11/10
3.	7:55	vs Alabama	10/09/10
4.	7:38	vs Wofford	09/20/08
5.	7:07	vs Georgia	09/11/10

LONGEST SCORING DRIVE: BY PLAYS

1.	18	vs Wofford	09/20/08
2.	16	vs Georgia	09/11/10
3.	15	vs Auburn	09/28/06
	15	vs Alabama	10/09/10
	15	vs Troy	11/18/10
	15	vs Navy	09/17/11

Game 5

SOUTH CAROLINA GAME NOTES VS. AUBURN 2011 STATISTICS



2011 Game-by-Game Team Statistics

Team	Score	1st Downs	Rushing No-Yds-TD	Passing C-A-I-Yds-TD	Total Offense Ply-Yds-TD	Punts No-Avg	Fumbles No-Lost	Penalties No-Yds	KO Ret. No-Yds	Punt Ret. No-Yds	Int. Ret. No-Yds	3rd Dns	Time of Poss
ECU	37	21	28-85-1	37-56-1-260-4	84-345-5	6-36.2	5-4	3-30	6-129	1-0	0-0	9-19	29:58
SC	56	16	40-220-5	10-25-0-131-1	65-351-6	4-31.8	4-4	8-55	5-100	4-72	1-3	6-12	30:02
SC	45	15	41-253-3	11-26-2-142-1	67-395-4	6-44.8	2-0	5-47	3-62	1-5	1-25	4-14	29:02
Georgia	42	23	38-188-1	19-29-1-248-4	67-436-5	4-44.2	4-2	5-35	7-184	2-32	2-0	5-12	30:58
Navy	21	15	47-274-3	5-9-1-61-0	56-335-3	2-30.0	1-0	3-15	4-74	0-0	1-7	9-14	28:45
SC	24	27	44-254-3	18-25-1-204-0	69-458-3	0-0.0	2-0	5-33	3-53	0-0	0-0	5-9	31:15
Vanderbilt	3	5	25-4-0	16-23-1--73-0	48-77-0	9-41.3	3-2	7-79	4-87	2-12	4-49	1-14	25:52
SC	21	17	40-131-1	17-32-4-236-1	72-367-2	3-46.3	6-0	9-67	2-52	5-27	1-0	10-19	34:08

Auburn
SC
Kentucky
SC
SC
Miss. State
SC
Tennessee
SC
Arkansas
Florida
SC
The Citadel
SC
Clemson
SC

2011 Game-by-Game Starters

South Carolina Offense

POS.	ECU	UGA	NAVY	VANDY	AUB	UK	MISS ST	TENN	ARK	FLA	CITADEL	CLEM
WR	A. Jeffery	A. Jeffery	Scruggs	A. Jeffery								
WR	Barnes	A. Sanders	A. Sanders	A. Sanders								
TE	Cunningham	Moore(WR)	Cunningham	Cunningham								
LT	Nunn	Nunn	Nunn	Nunn								
LG	Cann	Cann	Cann	Cann								
C	Johnson	Johnson	Johnson	Johnson								
RG	Campbell	Campbell	Campbell	Campbell								
RT	Watkins	Watkins	Watkins	Watkins								
QB	Shaw	Garcia	Garcia	Garcia								
FB	D. Wilson	D. Wilson	D. Wilson	D. Wilson								
TB	Lattimore	Lattimore	Lattimore	Lattimore								

South Carolina Defense

POS.	ECU	UGA	NAVY	VANDY	AUB	UK	MISS ST	TENN	ARK	FLA	CITADEL	CLEM
DE	Taylor	Taylor	Taylor	Taylor								
DT	Robertson	Robertson	Robertson	Robertson								
DT	Ingram	Fordham	Fordham	Fordham								
DE	Clowney	Ingram	Ingram	Ingram								
LB	S. Wilson	S. Wilson	S. Wilson	S. Wilson								
LB	Bowens	Bowens	Bowens	Bowens								
SPUR	Allen	Allen	Allen	Allen								
CB	Gilmore	Gilmore	Gilmore	Gilmore								
SS	Swearinger	Swearinger	Holloman	Holloman								
FS	Legree	Legree	Swearinger	Swearinger								
CB	Whitlock	Whitlock	Markett	Markett								

Game 5

SOUTH CAROLINA GAME NOTES VS. AUBURN 2011 STATISTICS



SCORING	SC	OPP
Points Per Game	36.5	25.8
FIRST DOWNS	75	64
Rushing	42	33
Passing	30	29
Penalty	3	2
RUSHING YARDAGE	858	551
Yards gained rushing	922	666
Yards lost rushing	64	115
Rushing Attempts	165	138
Average Per Rush	5.2	4.0
Average Per Game	214.5	137.8
TDs Rushing	12	5
PASSING YARDAGE	713	642
Comp-Att-Int	56-108-7	77-117-4
Average Per Pass	6.6	5.5
Average Per Catch	12.7	8.3
Average Per Game	178.2	160.5
TDs Passing	3	8
TOTAL OFFENSE	1571	1193
Total Plays	273	255
Average Per Play	5.8	4.7
Average Per Game	392.8	298.2
KICK RETURNS: #-Yards	13-267	21-474
PUNT RETURNS: #-Yards	10-104	5-44
INT RETURNS: #-Yards	4-28	7-56
KICK RETURN AVERAGE	20.5	22.6
PUNT RETURN AVERAGE	10.4	8.8
INT RETURN AVERAGE	7.0	8.0
FUMBLES-LOST	14-4	13-8
PENALTIES-Yards	27-202	18-159
Average Per Game	50.5	39.8
PUNTS-Yards	13-535	21-826
Average Per Punt	41.2	39.3
Net punt average	37.8	34.4
TIME OF POSSESSION/Game	31:07	28:53
3RD-DOWN Conversions	25/54	24/59
3rd-Down Pct	46%	41%
4TH-DOWN Conversions	6/10	4/6
4th-Down Pct	60%	67%
SACKS BY-Yards	8-59	4-18
MISC YARDS	0	0
TOUCHDOWNS SCORED	20	13
FIELD GOALS-ATTEMPTS	2-3	4-5
ON-SIDE KICKS	0-0	0-1
RED-ZONE SCORES	(10-14) 71%	(12-13) 92%
RED-ZONE TOUCHDOWNS	(10-14) 71%	(9-13) 69%
PAT-ATTEMPTS	(20-20) 100%	(11-12) 92%
ATTENDANCE	155822	92746
Games/Avg Per Game	2/77911	1/92746
Neutral Site Games		1/58272

SCORE BY QUARTERS	1st	2nd	3rd	4th	OT	Total
South Carolina	7	52	49	38	-	146
Opponents	23	31	21	28	-	103

RUSHING	G	Att	Gain	Loss	Net	Avg	TD	Long	Avg/G
Marcus Lattimore	4	107	622	11	611	5.7	8	36	152.8
Stephen Garcia	4	24	130	21	109	4.5	3	32	27.2
Melvin Ingram	4	1	68	0	68	68.0	1	68	17.0
Connor Shaw	2	9	46	6	40	4.4	0	11	20.0
Brandon Wilds	4	3	22	0	22	7.3	0	16	5.5
Shon Carson	2	3	9	0	9	3.0	0	5	4.5
Bruce Ellington	4	5	19	13	6	1.2	0	14	1.5
Eric Baker	4	3	3	0	3	1.0	0	2	0.8
Kenny Miles	3	1	1	0	1	1.0	0	1	0.3
Dylan Thompson	1	1	1	0	1	1.0	0	1	1.0
Ace Sanders	4	1	0	0	0	0.0	0	0	0.0
Team	3	7	1	13	-12	-1.7	0	1	-4.0
Total.....	4	165	922	64	858	5.2	12	68	214.5
Opponents.....	4	138	666	115	551	4.0	5	30	137.8

PASSING	G	Effic	Cmp-Att-Int	Pct	Yds	TD	Lng	Avg/G
Stephen Garcia	4	110.90	52-95-7	54.7	684	3	52	171.0
Connor Shaw	2	58.51	4-11-0	36.4	29	0	11	14.5
Team	3	0.00	0-1-0	0.0	0	0	0	0.0
Ace Sanders	4	0.00	0-1-0	0.0	0	0	0	0.0
Total.....	4	103.51	56-108-7	51.9	713	3	52	178.2
Opponents.....	4	127.63	77-117-4	65.8	642	8	33	160.5

RECEIVING	G	No.	Yds	Avg	TD	Long	Avg/G
Alshon Jeffery	4	14	246	17.6	1	34	61.5
Marcus Lattimore	4	12	139	11.6	1	52	34.8
Ace Sanders	4	9	124	13.8	1	51	31.0
J. Cunningham	4	5	45	9.0	0	12	11.2
Nick Jones	3	4	55	13.8	0	34	18.3
Jason Barnes	3	4	48	12.0	0	14	16.0
Rory Anderson	4	2	21	10.5	0	19	5.2
Bruce Ellington	4	2	15	7.5	0	8	3.8
Brandon Wilds	4	2	7	3.5	0	4	1.8
DeAngelo Smith	3	1	8	8.0	0	8	2.7
D.L. Moore	3	1	5	5.0	0	5	1.7
Total.....	4	56	713	12.7	3	52	178.2
Opponents.....	4	77	642	8.3	8	33	160.5

PUNT RETURNS	No.	Yds	Avg	TD	Long
Ace Sanders	7	100	14.3	1	68
Stephon Gilmore	3	4	1.3	0	4
Total.....	10	104	10.4	1	68
Opponents.....	5	44	8.8	0	32

INTERCEPTIONS	No.	Yds	Avg	TD	Long
Antonio Allen	2	25	12.5	1	25
Stephon Gilmore	1	0	0.0	0	0
Melvin Ingram	1	3	3.0	0	3
Total.....	4	28	7.0	1	25
Opponents.....	7	56	8.0	0	24

KICKOFF RETURNS	No.	Yds	Avg	TD	Long
Bruce Ellington	9	205	22.8	0	35
Stephon Gilmore	1	17	17.0	0	17
Shon Carson	1	23	23.0	0	23
Kenny Miles	1	14	14.0	0	14
Ace Sanders	1	8	8.0	0	8
Total.....	13	267	20.5	0	35
Opponents.....	21	474	22.6	0	58

Game 5

SOUTH CAROLINA GAME NOTES VS. AUBURN 2011 STATISTICS



FUMBLE RETURNS	No.	Yds	Avg	TD	Long
Antonio Allen	2	45	22.5	1	25
Melvin Ingram	1	5	5.0	2	5
Stephon Gilmore	1	56	56.0	0	56
Team	0	11	0.0	0	0
Total.....	4	117	29.2	3	56
Opponents.....	0	0	0.0	0	0

PUNTING	No.	Yds	Avg	Long	TB	FC	I20	Blkd
Scribner-Howard	13	535	41.2	59	0	5	4	0
Total.....	13	535	41.2	59	0	5	4	0
Opponents.....	21	826	39.3	58	0	5	4	0

KICKOFFS	No.	Yds	Avg	TB	OB	Retn	Net	YdLn
Jay Wooten	25	1583	63.3	3	0			
Total.....	25	1583	63.3	3	0	474	42.0	28
Opponents.....	20	1285	64.2	5	0	267	45.9	24

SCORING	TD	FGs	PATs					Saf	Pts
			Kick	Rush	Rcv	Pass	DXP		
Marcus Lattimore	9	0-0	0-0	0-0	0	0-0	0	0	54
Jay Wooten	0	2-3	20-20	0-0	0	0-0	0	0	26
Melvin Ingram	3	0-0	0-0	0-0	0	0-0	0	0	18
Stephen Garcia	3	0-0	0-0	0-0	0	0-0	0	0	18
Ace Sanders	2	0-0	0-0	0-0	0	0-0	0	0	12
Antonio Allen	2	0-0	0-0	0-0	0	0-0	0	0	12
Alshon Jeffery	1	0-0	0-0	0-0	0	0-0	0	0	6
Total.....	20	2-3	20-20	0-0	0	0-0	0	0	146
Opponents.....	13	4-5	11-12	0-0	1	1-1	0	0	103

FIELD GOALS	M-A	Pct	1-19	20-29	30-39	40-49	50+	Lg	Blk
Jay Wooten	2-3	66.7	0-0	0-0	0-0	2-3	0-0	49	0

FG SEQUENCE	SC	OPPONENTS
East Carolina	-	(24)
Georgia	(49)	(37),(39),33
Navy	(48)	-
Vanderbilt	46	(33)
Auburn		
Kentucky		
Mississippi State		
Tennessee		
Arkansas		
Florida		
The Citadel		
Clemson		

Numbers in (parentheses) indicate field goal was made.

TOTAL OFFENSE	G	Plays	Rush	Pass	Total	Avg/G
Stephen Garcia	4	119	109	684	793	198.2
Marcus Lattimore	4	107	611	0	611	152.8
Connor Shaw	2	20	40	29	69	34.5
Melvin Ingram	4	1	68	0	68	17.0
Brandon Wilds	4	3	22	0	22	5.5
Shon Carson	2	3	9	0	9	4.5
Bruce Ellington	4	5	6	0	6	1.5
Eric Baker	4	3	3	0	3	0.8
Kenny Miles	3	1	1	0	1	0.3
Dylan Thompson	1	1	1	0	1	1.0
Team	3	8	-12	0	-12	-4.0
Total.....	4	273	858	713	1571	392.8
Opponents.....	4	255	551	642	1193	298.2

ALL PURPOSE	G	Rush	Rec	PR	KOR	IR	Tot	Avg/G
Marcus Lattimore	4	611	139	0	0	0	750	187.5
Alshon Jeffery	4	0	246	0	0	0	246	61.5
Ace Sanders	4	0	124	100	8	0	232	58.0
Bruce Ellington	4	6	15	0	205	0	226	56.5
Stephen Garcia	4	109	0	0	0	0	109	27.2
Melvin Ingram	4	68	0	0	0	3	71	17.8
Nick Jones	3	0	55	0	0	0	55	18.3
Jason Barnes	3	0	48	0	0	0	48	16.0
J. Cunningham	4	0	45	0	0	0	45	11.2
Connor Shaw	2	40	0	0	0	0	40	20.0
Shon Carson	2	9	0	0	23	0	32	16.0
Brandon Wilds	4	22	7	0	0	0	29	7.2
Antonio Allen	4	0	0	0	0	25	25	6.2
Stephon Gilmore	4	0	0	4	17	0	21	5.2
Rory Anderson	4	0	21	0	0	0	21	5.2
Kenny Miles	3	1	0	0	14	0	15	5.0
DeAngelo Smith	3	0	8	0	0	0	8	2.7
D.L. Moore	3	0	5	0	0	0	5	1.7
Eric Baker	4	3	0	0	0	0	3	0.8
Dylan Thompson	1	1	0	0	0	0	1	1.0
Team	3	-12	0	0	0	0	-12	-4.0
Total.....	4	858	713	104	267	28	1970	492.5
Opponents.....	4	551	642	44	474	56	1767	441.8

Game 5

SOUTH CAROLINA GAME NOTES VS. AUBURN 2011 DEFENSIVE STATISTICS



No.	DEFENSIVE LEADERS	GP	-----Tackles-----			TFL/Yds	Sacks-		---Pass Def---			--Fumbles--		Blkd Kick	Saf
			Solo	Ast	Total		No-Yards	Int-Yds	BrUp	QBH	Rcv-Yds	FF			
26	Antonio Allen	4	22	14	36	1.5-4	.	2-25	1	.	3-45	3	.	.	
36	D.J. Swearinger	4	15	8	23	0.5-1	
5	Stephon Gilmore	4	13	5	18	.	.	1-0	2	.	1-56	.	.	.	
98	Devin Taylor	4	11	5	16	2.0-12	1.0-9	.	1	2	
24	Quin Smith	4	6	10	16	1-0	.	.	.	
7	Jadeveon Clowney	4	6	10	16	5.0-32	4.0-29	.	1	2	.	3	.	.	
6	Melvin Ingram	4	8	7	15	3.0-24	2.0-16	1-3	1	1	1-5	.	.	.	
42	Travian Robertson	4	5	10	15	0.5-1	
45	Rodney Paulk	4	3	12	15	1.0-0	
32	Reginald Bowers	4	4	10	14	1-0	.	.	.	
39	Marty Markett	4	11	2	13	
54	Shaq Wilson	4	4	9	13	.	.	.	1	.	1-0	.	.	.	
21	DeVonte Holloman	3	8	4	12	
12	C.C. Whitlock	4	9	3	12	2.0-5	.	.	1	
57	Aldrick Fordham	4	4	2	6	1.0-3	
90	Chaz Sutton	4	3	3	6	1.5-2	
99	Kelcy Quarles	3	.	5	5	0.5-2	.	.	.	1	
70	Byron Jerideau	4	3	2	5	1.0-5	1.0-5	
15	Jimmy Legree	4	.	4	4	
33	Damario Jeffery	3	3	1	4	0.5-2	
3	Akeem Auguste	1	3	1	4	
9	Ace Sanders	4	3	.	3	1	.	.	
92	Byron McKnight	3	.	2	2	
30	Corey Addison	3	2	.	2	
9	Sharrod Golightly	3	2	.	2	
27	Victor Hampton	1	2	.	2	
23	Bruce Ellington	4	1	1	2	
87	Justice Cunningham	4	1	.	1	
68	Kyle Nunn	4	1	.	1	
22	Brandon Wilds	4	1	.	1	
46	Dalton Wilson	4	1	.	1	
25	Kadatrix Marcus	4	1	.	1	
81	Rory Anderson	4	1	.	1	
TM	Team	3	0-11	.	.	.	
	Total.....	4	157	130	287	20-93	8-59	4-28	8	6	8-117	7	.	.	
	Opponents.....	4	139	144	283	14.0-54	4-18	7-56	11	6	4-0	6	.	.	

**Game
5****SOUTH CAROLINA GAME NOTES VS. AUBURN
2011 GAME-BY-GAME TACKLES**

PLAYER	UA-A	TOT	ECU	UGA	NAVY	VANDY	AUB	UK	MSU	TENN	ARK	FLA	CIT	CLEM
Antonio Allen	22-14	36	7-9	4-2	8-2	3-1								
D.J. Swearinger	15-8	23	1-4	6-1	4-3	4-0								
Stephon Gilmore	13-5	18	7-3	2-2	2-0	2-0								
Devin Taylor	11-5	16	1-2	2-1	7-2	1-0								
Quin Smith	6-10	16	0-5	4-4	1-1	1-0								
Jadeveon Clowney	6-10	16	0-7	2-0	1-2	3-1								
Travian Robertson	5-10	15	3-3	1-3	0-3	1-1								
Rodney Paulk	3-12	15	0-5	1-2	1-4	1-1								
Melvin Ingram	8-7	15	0-2	0-1	5-3	3-1								
Reginald Bowens	4-10	14	0-6	2-2	1-2	1-0								
Marty Markett	11-2	13	3-1	3-0	1-0	4-1								
Shaq Wilson	4-9	13	0-4	1-5	-	3-0								
DeVonte Holloman	8-4	12	DNP	3-2	2-2	3-0								
C.C. Whitlock	9-3	12	3-1	3-1	1-0	2-1								
Chaz Sutton	3-3	6	0-2	-	2-1	1-0								
Aldrick Fordham	4-2	6	1-0	0-1	2-1	1-0								
Kelcy Quarles	0-5	5	0-2	0-2	DNP	0-1								
Byron Jerideau	3-2	5	0-2	-	1-0	2-0								
Akeem Auguste	3-1	4	DNP	3-1	DNP	DNP								
Damario Jeffery	3-1	4	3-0	DNP	-	0-1								
Jimmy Legree	0-4	4	0-1	0-2	-	0-1								
Ace Sanders	3-0	3	2-0	-	-	1-0								
Corey Addison	2-0	2	1-0	1-0	-	DNP								
Bruce Ellington	1-1	2	1-1	-	-	-								
Byron McKnight	0-2	2	0-2	-	DNP	-								
Sharrod Golightly	2-0	2	DNP	2-0	-	-								
Victor Hampton	2-0	2	DNP	DNP	DNP	2-0								
Justice Cunningham	1-0	1	-	1-0	-	-								
Rory Anderson	1-0	1	-	-	1-0	-								
Brandon Wilds	1-0	1	-	-	-	1-0								
Kadetrix Marcus	1-0	1	-	1-0	-	-								
Dalton Wilson	1-0	1	-	-	1-0	-								
Kyle Nunn	1-0	1	-	-	-	1-0								

Game 5

SOUTH CAROLINA GAME NOTES VS. AUBURN 2011 GAME-BY-GAME STATISTICS



Individual Rushing (Att-Yds-TD)

PLAYER	TOT	ECU	UGA	NAVY	VANDY	AUB	UK	MSU	TENN	ARK	FLA	CIT	CLEM
Eric Baker	3-3-0	-	-	-	3-3-0								
Shon Carson	3-9-0	2-7-0	1-2-0	DNP	DNP								
Bruce Ellington	5-6-0	2-18-0	1-0-0	-	2-(-12)-0								
Stephen Garcia	24-109-3	5-56-2	6-11-1	6-10-0	7-32-0								
Melvin Ingram	1-68-1	-	1-68-1	-	-								
Marcus Lattimore	107-611-8	23-112-3	27-176-1	37-246-3	20-77-1								
Kenny Miles	1-1-0	1-1-0	-	-	DNP								
Ace Sanders	1-0-0	-	1-0-0	-	-								
Connor Shaw	9-40-0	7-26-0	DNP	DNP	2-14-0								
Dylan Thompson	1-1-0	DNP	DNP	DNP	1-1-0								
Brandon Wilds	3-22-0	-	-	-	3-22-0								

Individual Passing (Att-Cmp-Int-Yds-TD)

	GARCIA	SHAW	SANDERS
East Carolina	7-15-0-110-1	3-9-0-21-0	1-0-0-0-0
Georgia	11-25-2-142-1	DNP	-
Navy	18-25-1-204-0	DNP	-
Vanderbilt	16-30-4-228-1	1-2-0-8-0	-
Auburn			
Kentucky			
Mississippi State			
Tennessee			
Arkansas			
Florida			
The Citadel			
Clemson			

Individual Receiving (No-Yds-TD)

PLAYER	TOT	ECU	UGA	NAVY	VANDY	AUB	UK	MSU	TENN	ARK	FLA	CIT	CLEM
Rory Anderson	2-21-0	-	-	-	2-21-0								
Jason Barnes	4-48-0	-	-	4-48-0	DNP								
J. Cunningham	5-45-0	-	1-6-0	3-34-0	1-5-0								
Bruce Ellington	2-15-0	-	-	1-7-0	1-8-0								
Alshon Jeffery	14-246-1	5-92-0	5-85-1	2-35-0	2-34-0								
Nick Jones	4-55-0	1-3-0	DNP	3-52-0	-								
Marcus Lattimore	12-139-1	3-33-0	2-8-0	4-25-0	3-73-1								
D.L. Moore	1-5-0	-	-	DNP	1-5-0								
Ace Sanders	9-124-1	1-3-1	3-43-0	1-3-0	4-75-0								
DeAngelo Smith	1-8-0	-	-	DNP	1-8-0								
Brandon Wilds	2-7-0	-	-	-	2-7-0								

Game-by-Game Leaders

Opponent	Rushing	Passing	Receiving (No.)	Receiving (Yds.)	Tackles
East Carolina	Lattimore 23-112-3	Garcia 7-15-0-110-1	A. Jeffery 5-92-0	A. Jeffery 5-92-0	Allen 7-9-16
Georgia	Lattimore 27-176-1	Garcia 11-25-2-142-1	A. Jeffery 5-85-1	A. Jeffery 5-85-1	Smith 4-4-8
Navy	Lattimore 37-246-3	Garcia 18-25-1-204-0	Barnes 4-48-0; Lattimore 4-25-0	Jones 3-52-0	Allen 8-2-10
Vanderbilt	Lattimore 20-77-1	Garcia 16-30-4-228-1	A. Sanders 4-75-0	A. Sanderson 4-75-0	Markett 4-1-5
Auburn					
Kentucky					
Mississippi State					
Tennessee					
Arkansas					
Florida					
The Citadel					
Clemson					



South Carolina Team Game Highs

Rushes	44	vs Navy (Sep 17, 2011)
Yards Rushing	254	vs Navy (Sep 17, 2011)
Yards Per Rush	6.2	at Georgia (Sep 10, 2011)
TD Rushes	5	vs East Carolina (Sep 03, 2011)
Pass attempts	32	vs Vanderbilt (Sep 24, 2011)
Pass completions	18	vs Navy (Sep 17, 2011)
Yards Passing	236	vs Vanderbilt (Sep 24, 2011)
Yards Per Pass	8.2	vs Navy (Sep 17, 2011)
TD Passes	1	3 times
Total Plays	72	vs Vanderbilt (Sep 24, 2011)
Total Offense	458	vs Navy (Sep 17, 2011)
Yards Per Play	6.6	vs Navy (Sep 17, 2011)
Points	56	vs East Carolina (Sep 03, 2011)
Sacks By	6	vs Vanderbilt (Sep 24, 2011)
First Downs	27	vs Navy (Sep 17, 2011)
Penalties	9	vs Vanderbilt (Sep 24, 2011)
Penalty Yards	67	vs Vanderbilt (Sep 24, 2011)
Turnovers	4	vs East Carolina (Sep 03, 2011) vs Vanderbilt (Sep 24, 2011)
Interceptions By	1	4 times
Punts	6	at Georgia (Sep 10, 2011)
Punting Avg	46.3	vs Vanderbilt (Sep 24, 2011)
Long Punt	59	at Georgia (Sep 10, 2011)
Punts inside 20	3	at Georgia (Sep 10, 2011)
Long Punt Return	68	vs East Carolina (Sep 03, 2011)

South Carolina Individual Game Highs

Rushes	37	Marcus Lattimore vs Navy (Sep 17, 2011)
Yards Rushing	246	Marcus Lattimore vs Navy (Sep 17, 2011)
TD Rushes	3	Marcus Lattimore vs East Carolina (Sep 03, 2011) Marcus Lattimore vs Navy (Sep 17, 2011)
Long Rush	68	Melvin Ingram at Georgia (Sep 10, 2011)
Pass attempts	30	Stephen Garcia vs Vanderbilt (Sep 24, 2011)
Pass completions	18	Stephen Garcia vs Navy (Sep 17, 2011)
Yards Passing	228	Stephen Garcia vs Vanderbilt (Sep 24, 2011)
TD Passes	1	Stephen Garcia, 3 times
Long Pass	52	Stephen Garcia vs Vanderbilt (Sep 24, 2011)
Receptions	5	Alshon Jeffery, twice
Yards Receiving	92	Alshon Jeffery vs East Carolina (Sep 03, 2011)
TD Receptions	1	Ace Sanders vs East Carolina (Sep 03, 2011) Alshon Jeffery at Georgia (Sep 10, 2011) Marcus Lattimore vs Vanderbilt (Sep 24, 2011)
Long Reception	52	Marcus Lattimore vs Vanderbilt (Sep 24, 2011)
Field Goals	1	Jay Wooten at Georgia (Sep 10, 2011) Jay Wooten vs Navy (Sep 17, 2011)
Long Field Goal	49	Jay Wooten at Georgia (Sep 10, 2011)
Punts	6	Joey Scribner-Howard at Georgia (Sep 10, 2011)
Punting Avg	46.3	Joey Scribner-Howard vs Vanderbilt (Sep 24, 2011)
Long Punt	59	Joey Scribner-Howard at Georgia (Sep 10, 2011)
Punts inside 20	3	Joey Scribner-Howard at Georgia (Sep 10, 2011)
Long Punt Return	68	Ace Sanders vs East Carolina (Sep 03, 2011)
Long Kickoff Return	35	Bruce Ellington vs East Carolina (Sep 03, 2011)
Tackles	16	Antonio Allen vs East Carolina (Sep 03, 2011)
Sacks	2.0	Jadeveon Clowney at Georgia (Sep 10, 2011) Melvin Ingram vs Vanderbilt (Sep 24, 2011) Jadeveon Clowney vs Vanderbilt (Sep 24, 2011)
Tackles For Loss	3.0	Melvin Ingram vs Vanderbilt (Sep 24, 2011)
Interceptions	1	Melvin Ingram vs East Carolina (Sep 03, 2011) Antonio Allen at Georgia (Sep 10, 2011) Antonio Allen vs Navy (Sep 17, 2011) Stephon Gilmore vs Vanderbilt (Sep 24, 2011)

Opponent Team Game Highs

Rushes	47	vs Navy (Sep 17, 2011)
Yards Rushing	274	vs Navy (Sep 17, 2011)
Yards Per Rush	5.8	vs Navy (Sep 17, 2011)
TD Rushes	3	vs Navy (Sep 17, 2011)
Pass attempts	56	vs East Carolina (Sep 03, 2011)
Pass completions	37	vs East Carolina (Sep 03, 2011)
Yards Passing	260	vs East Carolina (Sep 03, 2011)
Yards Per Pass	8.6	at Georgia (Sep 10, 2011)
TD Passes	4	vs East Carolina (Sep 03, 2011) at Georgia (Sep 10, 2011)
Total Plays	84	vs East Carolina (Sep 03, 2011)
Total Offense	436	at Georgia (Sep 10, 2011)
Yards Per Play	6.5	at Georgia (Sep 10, 2011)
Points	42	at Georgia (Sep 10, 2011)
Sacks By	2	vs Navy (Sep 17, 2011)
First Downs	23	at Georgia (Sep 10, 2011)
Penalties	7	vs Vanderbilt (Sep 24, 2011)
Penalty Yards	79	vs Vanderbilt (Sep 24, 2011)
Turnovers	5	vs East Carolina (Sep 03, 2011)
Interceptions By	4	vs Vanderbilt (Sep 24, 2011)
Punts	9	vs Vanderbilt (Sep 24, 2011)
Punting Avg	44.2	at Georgia (Sep 10, 2011)
Long Punt	58	vs Vanderbilt (Sep 24, 2011)
Punts inside 20	2	at Georgia (Sep 10, 2011) vs Vanderbilt (Sep 24, 2011)
Long Punt Return	32	at Georgia (Sep 10, 2011)

Opponent Individual Game Highs

Rushes	18	Reggie Bullock vs East Carolina (Sep 03, 2011)
Yards Rushing	118	Isaiah Crowell, at Georgia (Sep 10, 2011)
TD Rushes	1	Dominque Davis, vs East Carolina (Sep 03, 2011) Isaiah Crowell, at Georgia (Sep 10, 2011) Alex Teich, vs Navy (Sep 17, 2011) John Howell, vs Navy (Sep 17, 2011) Kriss Proctor, vs Navy (Sep 17, 2011)
Long Rush	30	Gee Gee Greene, vs Navy (Sep 17, 2011)
Pass attempts	56	Dominque Davis, vs East Carolina (Sep 03, 2011)
Pass completions	37	Dominque Davis, vs East Carolina (Sep 03, 2011)
Yards Passing	260	Dominque Davis, vs East Carolina (Sep 03, 2011)
TD Passes	4	Dominque Davis, vs East Carolina (Sep 03, 2011) Aaron Murray, at Georgia (Sep 10, 2011) Aaron Murray, at Georgia (Sep 10, 2011)
Long Pass	33	Kriss Proctor, vs Navy (Sep 17, 2011)
Receptions	13	Lance Lewis, vs East Carolina (Sep 03, 2011)
Yards Receiving	108	Lance Lewis, vs East Carolina (Sep 03, 2011)
TD Receptions	2	Lance Lewis, vs East Carolina (Sep 03, 2011)
Long Reception	33	Tavarres King, at Georgia (Sep 10, 2011) Bo Snelson, vs Navy (Sep 17, 2011)
Field Goals	2	Blair Walsh, at Georgia (Sep 10, 2011)
Long Field Goal	39	Blair Walsh, at Georgia (Sep 10, 2011)
Punts	9	Richard Kent, vs Vanderbilt (Sep 24, 2011)
Punting Avg	44.2	Drew Butler, at Georgia (Sep 10, 2011)
Long Punt	58	Richard Kent, vs Vanderbilt (Sep 24, 2011)
Punts inside 20	2	Drew Butler, at Georgia (Sep 10, 2011) Richard Kent, vs Vanderbilt (Sep 24, 2011)
Long Punt Return	32	Branden Smith, at Georgia (Sep 10, 2011)
Long Kickoff Return	58	Brandon Boykin, at Georgia (Sep 10, 2011)
Tackles	14	Daniel Drake, vs East Carolina (Sep 03, 2011)
Sacks	1.0	4 players tied
Tackles For Loss	2.0	C. Robinson, at Georgia (Sep 10, 2011)
Interceptions	2	Casey Hayward, vs Vanderbilt (Sep 24, 2011)



Running Plays - 15 Yards or Longer

Yds	Rusher	Qtr	Opponent	Play Result	Drive Result
32	Garcia	2	East Carolina	1st Down/TD	TD
16	Lattimore	4	East Carolina	1st Down	Punt
68	Ingram	2	Georgia	1st Down/TD	TD
16	Lattimore	2	Georgia	1st Down	INT
24	Lattimore	4	Georgia	1st Down	FG
36	Lattimore	4	Georgia	1st Down	TD
31	Lattimore	1	Navy	1st Down	Downs
21	Lattimore	1	Navy	1st Down	TD
16	Lattimore	2	Navy	1st Down	TD
20	Lattimore	3	Navy	1st Down	INT
22	Lattimore	3	Vanderbilt	1st Down/TD	TD
17	Lattimore	4	Vanderbilt	1st Down	Downs
16	Wilds	4	Vanderbilt	1st Down	Clock

Passing Plays - 20 Yards or Longer

Yds	Connection	Qtr	Opponent	Result/Play	Result of Drive
20	Garcia-Lattimore	2	East Carolina	1st Down	TD
21	Garcia-A. Jeffery	2	East Carolina	1st Down	TD
25	Garcia-A. Jeffery	3	East Carolina	1st Down	TD
23	Garcia-A. Jeffery	4	East Carolina	1st Down	TD
34	Garcia-A. Jeffery	2	Georgia	1st Down/TD	TD
20	Garcia-A. Jeffery	2	Georgia	1st Down	INT
30	Garcia-A. Sanders	4	Georgia	1st Down	TD
34	Garcia-Jones	2	Navy	1st Down	TD
52	Garcia-Lattimore	2	Vanderbilt	1st Down/TD	TD
51	Garcia-A. Sanders	3	Vanderbilt	1st Down	TD
22	Garcia-A. Jeffery	3	Vanderbilt	1st Down	INT

Kick Returns - 30 Yards or Longer

Yds	Returner	Qtr	Opponent	Result of Drive
35	Ellington	1	East Carolina	Fumble
30	Ellington	1	Vanderbilt	

Punt Returns - 20 Yards or Longer

Yds	Returner	Qtr	Opponent	Result of Drive
68	A. Sanders	4	East Carolina	TD

INT/Fumble Returns - 20 Yards or Longer

Yds	Returner	Qtr	Opponent	Result of Drive
25	Allen (Fumble)	3	East Carolina	TD
56	Gilmore (Fumble)	3	Georgia	TD
25	Allen (INT)	3	Georgia	TD
20	Allen (Fumble)	2	Vanderbilt	TD

Special Teams/Defensive Scores

Yds	Player	Qtr	Opponent	Score
25	Allen	3	East Carolina	Fumble Return
68	A. Sanders	4	East Carolina	Punt Return
68	Ingram	2	Georgia	Fake Punt
25	Allen	3	Georgia	Interception Return
5	Ingram	4	Georgia	Fumble Return
0	Ingram	2	Vanderbilt	Fumble Recovery



South Carolina

	Quarter	Plays	Yards	TOP	Result
East Carolina					
Garcia 32-yard run	2	5	59	2:13	TD
Lattimore 4-yard run	2	5	41	1:48	TD
Sanders 3-yard pass from Garcia	3	4	34	1:46	TD
Garcia 10-yard run	3	2	10	0:14	TD
Lattimore 1-yard run	3	10	59	5:22	TD
Lattimore 1-yard run	4	4	31	1:21	TD

	Quarter	Plays	Yards	TOP	Result
Georgia					
A. Jeffery 34-yard pass from Garcia	2	5	53	2:14	TD
Ingram 68-yard run	2	4	71	0:44	TD
Garcia 8-yard run	3	2	5	0:52	TD
Wooten 49-yard field goal	4	10	49	4:14	FG
Lattimore 3-yard run	4	6	79	2:55	TD

	Quarter	Plays	Yards	TOP	Result
Navy					
Lattimore 6-yard run	1	7	71	2:56	TD
Lattimore 5-yard run	2	10	80	5:45	TD
Wooten 48-yard field goal	2	10	32	3:34	FG
Lattimore 7-yard run	3	15	79	5:50	TD

	Quarter	Plays	Yards	TOP	Result
Vanderbilt					
Lattimore 52-yard pass from Garcia	2	2	57	0:33	TD
Lattimore 22-yard run	3	11	83	4:53	TD

Opponents

	Quarter	Plays	Yards	TOP	Result
East Carolina					
Hardy 25-yard pass from Davis	1	5	43	2:11	TD
Lewis 19-yard pass from Davis	2	7	52	2:31	TD
Barbour 24-yard field goal	2	9	25	4:18	FG
Womack 8-yard pass from Davis	2	5	29	1:12	TD
Davis 7-yard run	3	9	80	1:54	TD
Lewis 4-yard pass from Davis	4	19	72	7:04	TD

	Quarter	Plays	Yards	TOP	Result
Georgia					
Walsh 37-yard field goal	1	6	50	2:23	FG
Walsh 39-yard field goal	1	6	21	2:26	FG
Wooten 26-yard pass from Murray	2	7	64	3:38	TD
Crowell 17-yard pass from Murray	3	4	43	1:05	TD
Bennett 19-yard pass from Murray	4	9	88	4:02	TD
Crowell 15-yard run	4	5	37	1:52	TD
King 33-yard pass from Murray	4	4	62	0:52	TD

	Quarter	Plays	Yards	TOP	Result
Navy					
Howell 27-yard run	1	4	65	1:40	TD
Proctor 5-yard run	2	12	77	5:57	TD
Teich 2-yard run	3	11	91	6:10	TD

	Quarter	Plays	Yards	TOP	Result
Vanderbilt					
Spear 33-yard field goal	1	4	6	1:26	FG



***The Last Time
South Carolina...***

SHUT OUT AN OPPONENT:
34-0, vs NC State (8/2/08)

WAS SHUT OUT:
18-0, vs. Georgia (9/9/06)

SCORED BETWEEN 50-59 POINTS:
56, vs. East Carolina (9/3/11)

ALLOWED BETWEEN 50-59 POINTS:
56, vs. Auburn (12/4/10)

SCORED BETWEEN 60-69 POINTS:
69, vs. Troy (11/20/10)

ALLOWED BETWEEN 60-69 POINTS:
63, vs. Clemson (11/22/03)

SCORED MORE THAN 70 POINTS:
77, vs. Kent State (10/7/95)

SCORED ON A SAFETY:
at Georgia (9/12/09)

ALLOWED A SAFETY:
vs Alabama (10/9/10)

RETURNED A KICKOFF FOR A TD:
Matthew Thomas, 95 yards vs. Virginia (9/7/02)

ALLOWED KICKOFF RETURN FOR A TD:
Andre Debose, at Florida, 99 yards (11/13/10)

RETURNED A PUNT FOR A TD:
Ace Sanders, 68 yards vs. East Carolina (9/3/11)

ALLOWED A PUNT RETURN FOR A TD:
Lito Sheppard, Florida, 57 yards (11/11/00)

RETURNED AN INTERCEPTION FOR A TD:
Antonio Allen, 25 yards at Georgia (9/10/11)

ALLOWED AN INTERCEPTION FOR A TD:
T'Sharvan Bell, 10 yards vs. Auburn (12/4/10)

RETURNED A FUMBLE FOR A TD:
Melvin Ingram, 0 yards vs Vanderbilt (9/24/11)

HAD A DEFENSIVE PLAYER SCORE TWO TOUCHDOWNS IN A GAME:
Melvin Ingram at Georgia, 68-yard run on a fake punt & 5-yard fumble recovery (9/10/11)

ALLOWED A FUMBLE RETURN FOR A TD:
Jason LeDoux, LSU, 15 yards (10/18/03)

RAN A FAKE PUNT FOR A TD:
Melvin Ingram, 68 yards at Georgia (9/10/11)

HAD A PLAYER WITH 300-349 YARDS PASSING:
327, Stephen Garcia at Arkansas (11/7/09)

HAD A PLAYER WITH 350-399 YARDS PASSING:
355, Stephen Garcia at Vanderbilt (10/23/10)

HAD A PLAYER WITH 400-449 YARDS PASSING:
405, Steve Taneyhill vs. Georgia (9/2/95)

HAD A PLAYER WITH 450+ YARDS PASSING:
473, Steve Taneyhill vs. Mississippi State (10/14/95)

HAD A PLAYER COMPLETE 30 PASSES:
31, Stephen Garcia at Vanderbilt (10/23/10)

HAD A PLAYER ATTEMPT 40-49 PASSES:
47, Chris Smelley at Clemson (11/29/08)

HAD A PLAYER ATTEMPT 50 PASSES:
50, Stephen Garcia at Tennessee (10/31/09)

HAD A PLAYER RUSH FOR 150-199 YDS:
176, Marcus Lattimore, at Georgia (9/10/11)

HAD A PLAYER RUSH FOR 200-249 YDS:
246, Marcus Lattimore vs Navy (9/17/11)

HAD A PLAYER RUSH FOR 250+ YDS:
278, Brandon Bennett vs. East Tennessee State (10/5/91)

HAD TWO PLAYERS RUSH FOR MORE THAN 100 YARDS:
Cory Boyd (132) and Mike Davis (102) vs. South Carolina State (9/15/07)

HAD A PLAYER WITH 150-199 YARDS RECEIVING:
158, Alshon Jeffery at Vanderbilt (10/23/10)

HAD A PLAYER WITH 200+ YARDS RECEIVING:
210, Troy Williamson vs. USF (9/18/04)

HAD TWO PLAYERS WITH 100 YARDS RECEIVING:
Alshon Jeffery (158) and Tori Gurley (112), at Vanderbilt (10/23/10)

HAD A PLAYER WITH 500+ YARDS TOTAL OFFENSE:
512, Steve Taneyhill vs. Mississippi State (10/14/95)

HAD A PLAYER SCORE 4+ TDs:
5, Sidney Rice vs. Florida Atlantic (9/23/06)

HAD A PLAYER PASS FOR 4 TDs:
4, Blake Mitchell, vs. Middle Tennessee (11/18/06)

HAD A PLAYER PASS FOR 5 TDs:
5, Syvelle Newton vs. FAU (9/23/06)

HAD A PLAYER RUSH FOR 3 TDs:
3, Marcus Lattimore vs. Navy (9/17/11)

HAD A PLAYER CATCH 3 TD PASSES:
3, Alshon Jeffery vs. Kentucky (10/10/09)

HAD A PLAYER CATCH 4+ TD PASSES:
5, Sidney Rice vs. Fla. Atlantic (9/23/06)

HAD A PLAYER KICK 4 FIELD GOALS:
4, Ryan Succop vs. UAB (9/27/08)

HAD A PLAYER KICK 5+ FIELD GOALS:
5, Spencer Lanning at Georgia (9/12/09)

HAD A PLAYER WITH 2 INTERCEPTIONS:
2, Chris Culliver, at Kentucky (10/11/08)

HAD A PLAYER WITH 3 INTERCEPTIONS:
3, Patrick Hinton vs. NC State (10/29/88)

BLOCKED A FIELD GOAL ATTEMPT:
Devin Taylor at Tennessee (10/31/09)

RETURNED A BLOCKED FIELD GOAL FOR A TD:
Captain Munnerlyn at Kentucky, 81 yards, (10/11/08)

BLOCKED A PUNT:
Devin Taylor at NC State (9/3/09)

BLOCKED A PUNT FOR A TD:
Derek Watson vs. Florida, 2 yards, (11/11/00)

HAD A PUNT BLOCKED:
at Clemson (11/29/08)

HAD A FIELD GOAL BLOCKED:
at Vanderbilt (10/23/10)

HAD A PAT BLOCKED:
at Georgia (9/12/09)

MISSED A PAT:
at Clemson (11/27/10)

MADE A 2-PT CONVERSION:
Dondrial Pinkins run vs. UAB (9/20/03)

ATTEMPTED A 2-PT CONVERSION:
at LSU (9/22/07)

RECOVERED AN ONSIDE KICK:
at Arkansas (11/3/07)

ALLOWED BLOCKED PAT RETURNED FOR CONVERSION:
Demetrice Webb, Florida (11/12/05)

HAD LESS THAN 50 YARDS RUSHING:
43, vs. Iowa (1/1/09)

HAD 200+ YARDS RUSHING:
254, vs Navy (9/17/11)

HAD 300+ YARDS RUSHING:
356, vs. Vanderbilt (10/20/01)

HAD 500+ TOTAL NET YARDS:
516, vs. Florida Atlantic (9/19/09)

HAD 600+ TOTAL NET YARDS:
656, vs. Vanderbilt (10/20/01)

HAD A 50+ YARD RUN:
58, Marcus Lattimore vs. Troy (11/20/10)

HAD A 50+ YARD RECEPTION:
51, Ace Sanders and 52, Marcus Lattimore, vs. Vanderbilt (9/24/11)

***The Last Time
an Opponent Had...***

TEAM... LESS THAN 50 YARDS RUSHING:

4, Vanderbilt (9/24/11)

200+ YARDS RUSHING:

274, Navy (9/17/11)

LESS THAN 100 YARDS PASSING:

73, Vanderbilt, (9/24/11)

400+ YARDS PASSING:

402, Florida (11/11/95)

LESS THAN 200 TOTAL NET YARDS:

77, Vanderbilt (9/24/11)

500+ TOTAL NET YARDS:

589, vs Auburn (12/4/10)

600+ TOTAL NET YARDS:

650, at Arkansas (11/3/07)

INDIVIDUAL...

350+ YARDS PASSING:

386, Kevin Kolb, Houston (12/29/06)

400+ YARDS PASSING:

485, Eric Zeier, Georgia (9/3/94)

150+ YARDS RUSHING:

176, Cam Newton, Auburn (9/25/10)

200+ YARDS RUSHING:

246, Mark Ingram, at Alabama (10/17/09)

250+ YARDS RUSHING:

321, Darren McFadden, Arkansas (11/3/07)

300+ YARDS RUSHING:

321, Darren McFadden, Arkansas (11/3/07)

200+ YARDS RECEIVING:

217, Darvin Adams, Auburn (12/4/10)

50+ YARD RUN:

54, Cam Newton, Auburn (9/25/10)

50+ YARD RECEPTION:

62, Cam Newton to Darvin Adams, Auburn (12/4/10)

MADE 4 FIELD GOALS:

4, Dustin Hopkins, Florida State (12/31/10)

RUSHED FOR 4 TOUCHDOWNS:

4, Chad Jasmin, Clemson (11/21/03)

TWO PLAYERS WITH...

100+ YARDS RUSHING:

at Auburn, Cam Newton (176) & Michael Dyer (100) (9/25/10)

100+ YARDS RECEIVING:

Central Florida, Mike Walker (105) & Brandon Marshall (102), (9/1/05)



Game 1

#12/12 South Carolina 56, East Carolina 37

September 3, 2011
Bank of America Stadium
Charlotte, N.C.
58,272



CHARLOTTE N.C.—No. 12 South Carolina used a huge third-quarter rally to overcome four first-half turnovers to pull away for a 56-37 victory over East Carolina in its season opener in Charlotte.

The Gamecocks (1-0) avoided the upset by outscoring ECU 28-7 in the third stanza after trailing by 10 points at the half. South Carolina has now won 13 straight season openers, while head coach Steve Spurrier improves to 42-0 against schools outside of BCS automatic qualifying conferences.

The Carolina defense turned the game around for the Gamecocks after a sloppy first half, forcing three turnovers early in the second half that led to 21 points in less than four minutes to take control of the game.

Antonio Allen led the way as he recorded a career-high 16 tackles, forced two fumbles and had two fumble recoveries, including one returned 25 yards for a touchdown. Stephon Gilmore tied his career-high with 10 stops, while Jadeveon Clowney had a stellar debut as a Gamecock with seven tackles and a pass breakup.

Senior quarterback Stephen Garcia, who did not start for the first time in 28 games, came off the bench to give the Gamecock offense a boost after it produced just 59 yards in its first four series. He completed 7-of-15 passes for 110 yards and one touchdown and rushed for 56 yards and two scores to lead the Gamecocks to 351 yards of total offense.

Sophomore running back Marcus Lattimore picked up where he left off last season with 112 yards rushing and three touchdowns on 23 carries. Alshon Jeffery hauled in five passes for 92 yards, moving him past Zola Davis (1995-98) for third all-time in receiving yards at Carolina.

The Gamecocks had a rough start to the night as their four first-half turnovers led to 17 ECU (0-1) points.

Garcia gave the Gamecocks the spark they were looking for in his first series of the night. He completed a short pass to Lattimore on his second play from scrimmage that turned into a 20-yard gain down to the ECU 39. Two plays later, Garcia kept the ball on the ground and raced 32 yards on a quarterback draw for a touchdown.

South Carolina forced its first of five turnovers on the next play, as Ace Sanders punched the ball loose from Reggie Bullock on the ensuing kickoff, and Allen recovered at the ECU 41. A 21-yard pass from Garcia to Jeffery set the Gamecocks up deep in Pirate territory, and Lattimore punched it into the end zone from 4 yards out to pull South Carolina within three points.


ECU answered after South Carolina's fourth fumble of the half at the Gamecock 29, as Davis hooked up with Joe Womack for an 8-yard touchdown with three seconds left to give the Pirates a 24-14 lead heading into the locker room.

But the Gamecocks turned the momentum early in the second half and never looked back. Allen forced his first fumble on ECU's first possession of the half, and Shaq Wilson recovered it at the Pirates 31. Garcia found Jeffery for a 25-yard gain down to the ECU 9, and two plays later the veteran signal caller completed a three-yard touchdown pass to Sanders to help the Gamecocks pull to within 24-21.

After another Pirate fumble on the next possession, Garcia put South Carolina in front for good with a 10-yard touchdown run with 10:40 left in the third quarter.

Allen then forced his second fumble of the night at the ECU 25 on the ensuing possession, recovered it and raced 25 yards for a touchdown, giving South Carolina a 35-24 lead with Wooten's extra point.

Sanders put an exclamation point on South Carolina's victory at the 9:46 mark of the fourth quarter as he weaved his way down the field for a 68-yard punt return for a touchdown to give the Gamecocks a 56-31 cushion. Sanders' punt return was the Gamecocks' first for a touchdown since Nov. 15, 2003 against Florida.



East Carolina	7	17	7	6	37
South Carolina	0	14	28	14	56

Scoring Summary

1st	3:13	ECU	Hardy 25-yard pass from Davis (Barbour kick) (5-43-2:11)	0-7
2nd	14:11	ECU	Lewis 19-yard pass from Davis (Barbour kick) (7-52-2:31)	0-14
2nd	9:45	ECU	Barbour 24-yard field goal (9-25-4:18)	0-17
2nd	7:42	SC	Garcia 32-yard run (Wooten kick) (5-59-2:13)	7-17
2nd	5:44	SC	Lattimore 4-yard run (Wooten kick) (5-41-1:48)	14-17
2nd	0:03	ECU	Womack 8-yard pass from Davis (Barbour kick) (5-29-1:12)	14-24
3rd	12:28	SC	Sanders 3-yard pass from Garcia (Wooten kick) (4-34-1:46)	21-24
3rd	10:40	SC	Garcia 10-yard run (Wooten kick) (2-10-0:14)	28-24
3rd	10:29	SC	Allen 25-yard fumble recovery (Wooten kick)	35-24
3rd	8:35	ECU	Davis 7-yard run (Barbour kick) (9-80-1:54)	35-31
3rd	3:13	SC	Lattimore 1-yard run (Wooten kick) (10-59-5:22)	42-31
4th	10:42	SC	Lattimore 1-yard run (Wooten kick) (4-31-1:21)	49-31
4th	9:46	SC	Sanders 68-yard punt return (Wooten kick)	56-31
4th	2:42	ECU	Lewis 4-yard pass from Davis (Barbour kick failed) (19-72-7:04)	56-37

Team Statistics

	ECU	SC
First Downs	21	16
Rushing	8	10
Passing	13	6
Penalty	0	0
Net Yards Rushing	85	220
Rushing Attempts	28	40
Net Yards Passing	260	131
Cmp.-Att.-Int.	37-56-1	10-25-0
Total Offense Yards	345	351
Total Offense Plays	84	65
Fumbles: No.-Lost	5-4	4-4
Penalties: No.-Yards	3-30	8-55
Punts-Yards	6-217	4-127
Avg. Yards Per Punt	36.2	31.8
Punt Returns: No.-Yards	1-0	4-72
Kickoff Returns: No.-Yards	6-129	5-100
Interceptions: No.-Yards	0-0	1-3
Possession Time	29:58	30:02
Third Down Conversions	9-19	6-12
Fourth Down Conversions	2-2	2-2
Red Zone Scores-Chances	5-5	5-6
Sacks By: No.-Yards	1-6	0-0
PAT Kicks	4-5	8-8
Field Goals	1-1	0-0

Individual Statistics

RUSHING: ECU: Bullock 18-67; Dobson 3-15; Davis 6-13; Team 1-(-10). **SC:** Lattimore 23-112; Garcia 5-56; Shaw 7-26; Ellington 2-18; Carson 2-7; Miles 1-1.

PASSING: ECU: Davis 37-56-1-260. **SC:** Garcia 7-15-0-110; Shaw 3-9-0-21; Sanders 0-1-0-0.

RECEIVING: ECU: Lewis 13-108; Hardy 11-91; Webster 4-18; Bullock 3-15; Bodenheimer 3-10; Womack 2-14; Harris 1-4. **SC:** A. Jeffery 5-92; Lattimore 3-33; Jones 1-3; Sanders 1-3.

PUNT RETURNS: ECU: Lewis 1-0. **SC:** Gilmore 3-4; Sanders 1-68.

KICKOFF RETURNS: ECU: Bullock 3-71; Webster 2-34; Hunt 1-24. **SC:** Ellington 2-55; Carson 1-23; Miles 1-14; Sanders 1-8.

INTERCEPTION RETURNS: ECU: None. **SC:** Ingram 1-3.



Game 2

#12/12 South Carolina 45, Georgia 42


September 10, 2011
Sanford Stadium
Athens, Ga.
92,746



ATHENS, GA.—Twelfth-ranked South Carolina gained an early advantage in the race to repeat as SEC Eastern Division champions with a thrilling 45-42 victory over Georgia on Saturday at Sanford Stadium.

The high-scoring contest went back and forth for most of the night with seven lead changes, but the Gamecocks took the lead for good in the fourth quarter behind Marcus Lattimore. For the second straight year, Lattimore came up big against the Bulldogs, rushing for 176 yards and a touchdown on 24 carries. His 3-yard touchdown run with 3:28 remaining gave the Gamecocks a 38-35 lead they did not relinquish.

The Gamecocks improve to 2-0 on the season and 1-0 in the SEC as they won back-to-back games over Georgia for the first time since the 2000 and 2001 seasons.



With the loss, Georgia (0-2, 0-1) starts a season with two losses for the first time since 1996.

South Carolina built a 10-point lead after Lattimore's late touchdown when freshman defensive end Jadeveon Clowney sacked Georgia quarterback Aaron Murray for a 10-yard loss, knocking the ball loose at the Georgia 5. Defensive end Melvin Ingram picked up the fumble and ran it into the end zone to give the Gamecocks a 45-35 advantage.

The Bulldogs made things interesting with a quick score, as Murray connected with Tavarres King for a 33-yard touchdown pass with 2:15 left to trim Carolina's lead to 45-42, but Ingram recovered the ensuing onside kick to seal the win. The onside recovery was Ingram's third big play of the contest as he also had a 68-yard touchdown run on a fake punt to go along with his fumble recovery for a touchdown.

Georgia opened the scoring with two Blair Walsh first-quarter field goals.

With their offense struggling, the Gamecocks used a career-long 59-yard punt by Joey Scribner-Howard with less than 11 minutes left in the second quarter to pin Georgia at its own 12 to reverse the field position.

The Gamecock defense kept the Bulldogs pinned deep with the help of Clowney's first career sack to force a Georgia punt that gave South Carolina great field position at its own 47.

After driving to the Georgia 34, Stephen Garcia scrambled out of the pocket and fired the ball to Alshon Jeffery in the corner of the end zone for a 34-yard touchdown to give the Gamecocks a 7-6 lead. Jeffery finished the game with five receptions for 85 yards and a touchdown, while Garcia completed 11-of-25 passes for 142 yards, one touchdown and two interceptions.

After the Bulldogs regained a 13-7 lead, the Gamecocks quieted the crowd on the ensuing possession with some trickery on fourth down, lining up for a punt on their own 32-yard-line. The snap went directly to Ingram, who then rumbled down the sideline for a 68-yard score, as the Gamecocks went into halftime with a 14-13 lead.

The Bulldogs regained the lead in the third quarter. However, Georgia's momentum didn't last long, as South Carolina used a pair of huge defensive plays to build an eight-point lead. On the Bulldogs' next possession, Crowell fumbled at the South Carolina 39, and Stephon Gilmore scooped it up and weaved his way 56 yards to the Georgia 5. Two plays later, Garcia ran it in from 8 yards out, as the Gamecocks took a 21-20 lead.

The defense continued to come up big for the Gamecocks. On the ensuing possession, Antonio Allen stepped in front of a Murray pass and raced 25 yards for a score to give South Carolina a 28-20 lead. Allen has scored a defensive touchdown in his last three regular season games.

The Bulldogs answered with a 19-yard touchdown pass from Murray to Michael Bennett and tied the game at 28 with a two-point conversion from Murray to King, but the Gamecocks regained the lead with a career-long 49-yard field goal by Wooten with 8:31 left.

Crowell then pushed Georgia back in front with a 15-yard touchdown run on the next possession, but Lattimore's 3-yard touchdown run at the 3:28 mark gave Carolina the lead for good.

South Carolina	0	14	14	17	45
Georgia	6	7	7	22	42

Scoring Summary

1st	5:59	UGA	Walsh 37-yard field goal (6-50-2:23)	0-3
1st	3:09	UGA	Walsh 39-yard field goal (6-21-2:26)	0-6
2nd	6:41	SC	A. Jeffery 34-yard pass from Garcis (Wooten kick) (5-53-2:14)	7-6
2nd	2:53	UGA	Wooten 26-yard pass from Murray (Walsh (7-64-3:38)	7-13
2rd	2:03	SC	Ingram 68-yard run (Wooten kick) (4-71-0:44)	14-13
3rd	6:09	UGA	Crowell 17-yard pass from Murray (Walsh kick) (4-43-1:05)	14-20
3rd	2:39	SC	Garcia 8-yard run (Wooten kick) (2-5-0:52)	21-20
3rd	1:52	SC	Allen 25-yard interception return (Wooten kick)	28-20
4th	12:45	UGA	Bennett 19-yard pass from Murray (King pass from Murray) (9-88-4:02)	28-28
4th	8:31	SC	Wooten 49-yard field goal (10-49-4:14)	31-28
4th	6:28	UGA	Crowell 15-yard run (Walsh kick) (5-37-1:52)	31-35
4th	3:28	SC	Lattimore 3-yard run (Wooten kick) (6-79-2:55)	38-35
4th	3:12	SC	Ingram 5-yard fumble recover (Wooten kick)	45-35
4th	2:15	UGA	King 33-yard pass from Murray (Walsh kick) (4-62-0:52)	45-42

Team Statistics

	SC	UGA
First Downs	15	23
Rushing	9	10
Passing	5	12
Penalty	1	1
Net Yards Rushing	253	188
Rushing Attempts	41	38
Net Yards Passing	142	248
Cmp.-Att.-Int.	11-26-2	19-29-1
Total Offense Yards	395	436
Total Offense Plays	67	67
Fumbles: No.-Lost	2-0	4-2
Penalties: No.-Yards	5-47	5-35
Punts-Yards	6-269	4-177
Avg. Yards Per Punt	44.8	44.2
Punt Returns: No.-Yards	1-5	2-32
Kickoff Returns: No.-Yards	3-62	7-184
Interceptions: No.-Yards	1-25	2-0
Possession Time	29:02	30:58
Third Down Conversions	4-14	5-12
Fourth Down Conversions	2-2	0-0
Red Zone Scores-Chances	2-2	4-5
Sacks By: No.-Yards	2-17	1-7
PAT Kicks	6-6	4-4
Field Goals	1-1	2-3

Individual Statistics

RUSHING: SC: Lattimore 27-176; Ingram 1-68; Garcia 6-11; Carson 1-2; A. Sanders 1-0; Ellington 1-0; Team 4-(-4). **UGA:** Crowell 16-118; Samuel 11-43; Boykin 2-14; Murrah 6-11; King 1-3; Mitchell 1-1; Team 1-(-2).

PASSING: SC: Garcia 11-25-2-142; Team 0-1-0-0. **UGA:** Murray 19-29-1-248.

RECEIVING: SC: A. Jeffery 5-85; A. Sanders 3-43; Lattimore 2-8; Cunningham 1-6. **UGA:** Mitchell 5-52; Figgins 3-36; Bennett 3-24; Crowell 2-40; King 2-40; Brown 2-22; Wooten 1-26; Samuel 1-8.

PUNT RETURNS: SC: A. Sanders 1-5. **UGA:** Smith 2-32.

KICKOFF RETURNS: SC: Ellington 3-62. **UGA:** Boykin 7-184.

INTERCEPTION RETURNS: SC: Allen 1-25. **UGA:** Rambo 1-0; Boykin 1-0.



Game 3

#10/11 South Carolina 24, Navy 21



September 17, 2011
Williams-Brice Stadium
Columbia, S.C.
78,807



COLUMBIA, S.C.—Sophomore running back Marcus Lattimore rushed for a career-high 246 yards and three touchdowns to lead 10th-ranked South Carolina to a 24-21 victory over Navy.

Lattimore's 246 yards is the fourth best rushing performance in school history, while the three touchdowns ties his career-high. With the win, the Gamecocks improve to 3-0 for the third time under head coach Steve Spurrier, who moved to 43-0 all-time against schools outside of the BCS automatic qualifying conferences.

"Obviously, Marcus had a tremendous game," Spurrier said. "We figured the best way to try to win the game was to just hand it to him and keep blocking."

Navy drops to 2-1, as it squandered a lead heading into the fourth quarter for the first time under head coach Ken Niumatalolo.

After a touchdown by Alex Teich gave Navy a 21-17 lead at the 3:35 mark of the third quarter, South Carolina turned to Lattimore on the game-winning drive. The Duncan, S.C., native touched the ball 11 times, including 10 rushes, for 59 yards on the drive as he capped it off with a 7-yard touchdown run with 12:45 remaining. The score moved Lattimore into sole possession of sixth place on South Carolina's career touchdowns list with 24.

The Gamecock defense sealed the win by stopping Navy on its next two possessions. After forcing a three-and-out on the Midshipmen's first possession, senior Spur Antonio Allen intercepted a Kriss Proctor pass at the South Carolina 45 at the 4:34 mark to end Navy's final drive.

South Carolina had a stellar outing on offense, outgaining Navy 458-335 in total offense. The Gamecocks piled up 254 yards on the ground behind Lattimore's career performance, while the Midshipmen finished the contest with 274 yards on the ground. Teich led the way for Navy with 93 yards and a touchdown on 15 carries, and Proctor added 68 yards and a score in the loss.

Allen led the Gamecock defense with 10 tackles and the game-winning interception, while Devin Taylor and Melvin Ingram added nine and eight stops, respectively.

Brye French tallied 13 tackles and a sack to lead the Midshipmen, and Tra'Ves Bush added 12 tackles.

Navy struck first on its second possession of the night. Gee Gee Greene broke loose for a 30-yard gain down to the South Carolina 35. Two plays later, John Howell gave the Midshipmen the early lead with a 27-yard touchdown scamper at the 7:43 mark of the first quarter.

The Gamecocks answered on the ensuing possession with a seven-play, 71 yard scoring drive. Lattimore carried the ball five times for 50 yards on the drive, including a 6-yard touchdown run, as South Carolina tied the game at 7, marking the first time the Gamecocks have scored in the first quarter this season.


The Midshipmen methodically marched back down the field to regain the lead with a 12-play, 77-yard drive that ate up nearly six minutes of the clock. Proctor capped the drive with a 6-yard touchdown run, as Navy took a 14-7 lead with 13:50 left in the half.

South Carolina responded once again with a 10-play, 80-yard scoring drive to knot the game at 14, as Lattimore found the end zone from 5 yards out to finish off the drive.

The Gamecocks took a 17-14 lead into the locker room after Jay Wooten drilled a 48-yard field goal on the last play of the half.

South Carolina seemed to be on its way to taking control of the game to start the third quarter, driving the ball from its own 6 down to the Navy 18, but Kwesi Mitchell intercepted Stephen Garcia at the Navy 2 to halt the drive.

The Midshipmen took advantage of the turnover, going 91 yards to regain a 21-17 lead on Teich's 2-yard touchdown run, but Lattimore and the Gamecocks answered to take the lead for good with their 15-play scoring drive.



Navy	7	7	7	0	21
South Carolina	7	10	0	7	24

Scoring Summary

1st	7:43	NAVY	Howell 27-yard run (Teague kick) (4-65-1:40)	0-7
1st	4:47	SC	Lattimore 6-yard run (Wooten kick) (7-71-2:56)	7-7
2nd	13:50	NAVY	Proctor 5-yard run (Teague kick) (12-77-5:57)	7-14
2nd	8:05	SC	Lattimore 5-yard run (Wooten kick) (10-80-5:45)	14-14
2nd	0:00	SC	Wooten 48-yard field goal (10-32-3:34)	17-14
3rd	3:35	NAVY	Teich 2-yard run (Teague kick) (11-91-6:10)	17-21
4th	12:45	SC	Lattimore 7-yard (Wooten kick) (15-79-5:50)	24-21

Team Statistics

	NAVY	SC
First Downs	15	27
Rushing	12	16
Passing	3	11
Penalty	0	0
Net Yards Rushing	274	254
Rushing Attempts	47	44
Net Yards Passing	61	204
Cmp.-Att.-Int.	5-9-1	18-25-1
Total Offense Yards	335	458
Total Offense Plays	56	69
Fumbles: No.-Lost	1-0	2-0
Penalties: No.-Yards	3-15	5-33
Punts-Yards	2-60	0-0
Avg. Yards Per Punt	30.0	0.0
Punt Returns: No.-Yards	0-0	0-0
Kickoff Returns: No.-Yards	4-74	3-53
Interceptions: No.-Yards	1-7	1-0
Possession Time	28:45	31:15
Third Down Conversions	9-14	5-9
Fourth Down Conversions	1-3	2-4
Red Zone Scores-Chances	2-2	3-5
Sacks By: No.-Yards	2-5	0-0
PAT Kicks	3-3	3-3
Field Goals	0-0	1-1

Individual Statistics

RUSHING: Navy: Teich 15-93; Proctor 17-68; Greene 6-59; Howel 4-32; Snelson 2-15; Staten 2-4; Diggs 1-3. **SC:** Lattimore 37-246; Garcia 6-10; Team 1-(-2).

PASSING: Navy: Proctor 5-9-1-61. **SC:** Garcia 18-25-1-204.

RECEIVING: Navy: Snelson 1-33; Aiken 1-16; Andrews 1-8; O'Boyle 1-2; Teich 1-2. **SC:** Barnes 4-48; Lattimore 4-25; Jones 3-52; Cunningham 3-34; A. Jeffery 2-35; Ellington 1-7; A. Sanders 1-3.

PUNT RETURNS: Navy: None. **SC:** None.

KICKOFF RETURNS: Navy: Thomas 4-74. **SC:** Ellington 2-36; Gilmore 1-17.

INTERCEPTION RETURNS: Navy: Mitchell 1-7. **SC:** Allen 1-0.



Game 4

#12/10 South Carolina 21, Vanderbilt 3



September 24, 2011
Williams-Brice Stadium
Columbia, S.C.
77,015



Vanderbilt	3	0	0	0	3
South Carolina	0	14	7	0	21

Scoring Summary

1st	1:43	VU	Spear 33-yard field goal (4-6-1:26)	0-3
2nd	11:59	SC	Ingram fumble recovery in end zone (Wooten kick)	7-3
2nd	0:13	SC	Lattimore 52-yard pass from Garcia (Wooten kick) (2-57-0:33)	14-3
3rd	7:46	SC	Lattimore 22-yard run (Wooten kick) (11-83-4:53)	21-3

Team Statistics

	VU	SC
First Downs	5	17
Rushing	3	7
Passing	1	8
Penalty	1	2
Net Yards Rushing	4	131
Rushing Attempts	25	40
Net Yards Passing	73	236
Cmp.-Att.-Int.	16-23-1	17-32-4
Total Offense Yards	77	367
Total Offense Plays	48	72
Fumbles: No.-Lost	3-2	6-0
Penalties: No.-Yards	7-79	9-67
Punts-Yards	9-372	3-139
Avg. Yards Per Punt	41.3	46.3
Punt Returns: No.-Yards	2-12	5-27
Kickoff Returns: No.-Yards	4-87	2-52
Interceptions: No.-Yards	4-49	1-0
Possession Time	25:52	34:08
Third Down Conversions	1-14	10-19
Fourth Down Conversions	1-1	0-2
Red Zone Scores-Chances	1-1	0-1
Sacks By: No.-Yards	0-0	6-42
PAT Kicks	0-0	3-3
Field Goals	1-1	0-1

Individual Statistics

RUSHING: VU: Stacy 7-18; Seymour 7-14; Rodgers 1-4; Team 1-(-2); Smith 9-(-30). **SC:** Lattimore 20-77; Garcia 7-32; Wilds 3-22; Shaw 2-14; Baker 3-3; Thompson 1-1; Team 2-(-6); Ellington 2-(-12).

PASSING: VU: Smith 12-16-1-44; Rodgers 4-7-0-29. **SC:** Garcia 16-30-4-228.

RECEIVING: VU: Krause 9-55; Tate 2-8; Stacy 2-(-10); Seymour 1-7; Lassing 1-7; Matthews 1-6. **SC:** A. Sanders 4-75; Lattimore 3-73; A. Jeffery 2-34; Anderson 2-21; Wilds 2-7; Ellington 1-8; D. Smith 1-8; Moore 1-5; Cunningham 1-5.

PUNT RETURNS: VU: Krause 2-12. **SC:** A. Sanders 5-27.

KICKOFF RETURNS: VU: Hal 4-87. **SC:** Ellington 2-52.

INTERCEPTION RETURNS: VU: Hayward 2-24; Marve 1-19; Hal 1-0. **SC:** Gilmore 1-0.

COLUMBIA, S.C.—No. 12/10 South Carolina used a dominant effort from its defense to defeat Vanderbilt, 21-3, on Saturday night at Williams-Brice Stadium.

The Gamecocks held the Commodores to just 77 yards of offense (73 passing, four rushing), forced three turnovers and recorded six sacks in their best defensive performance of the season.

"Our defense came to play to-night," South Carolina head coach Steve Spurrier said. "That was by far our best game of the year. Basically had a shutout and really limited (Vanderbilt) to not much at all. Obviously, our defense was the big reason we won the game."

With the win, South Carolina improves to 4-0 for the first time since 2001 and 2-0 in the Southeastern Conference. Vanderbilt drops to 3-1 on the season and 1-1 in the conference.

Senior defensive end Melvin Ingram and freshman defensive end Jadeveon Clowney recorded four tackles apiece to lead the Gamecocks. Ingram tallied three tackles for loss, including two sacks, and recovered a fumble in the end zone for a touchdown, which was his third score of the year. Clowney finished with two sacks, both of which resulted in fumbles. Senior Spur Antonio Allen also had four tackles and his third fumble recovery of the season.

South Carolina gained 367 yards on the night, with 236 through the air and 131 on the ground. Sophomore running back Marcus Lattimore rushed for 77 yards and a score and had 73 yards receiving and a touchdown to carry the offense.

Senior quarterback Stephen Garcia completed 16-of-30 passes for 228 yards with one touchdown and four interceptions. Ace Sanders had four receptions for 75 yards, and Alshon Jeffery added two receptions for 34 yards in the win. Jeffery passed Sterling Sharpe for second on the all-time receiving yards list at South Carolina with 2,526 yards in his career. He needs 255 yards to pass Kenny McKinley as the all-time leader.

After Vanderbilt grabbed a 3-0 first-quarter lead on a 33-yard field goal by Carey Spear, South Carolina turned to its defense for a spark in the second stanza.

On third and 7 from the Vanderbilt 39, Commodore quarterback Larry Smith dropped back to pass, but Clowney burst into the backfield and stripped the ball. Allen scooped up the fumble and returned it 20 yards before Vanderbilt's Wesley Tate punched the ball loose into the end zone, where Ingram fell on it for the Gamecock touchdown. Jay Wooten's extra point gave the Gamecocks a 7-3 lead with 11:59 left in the half.

"Melvin was on the spot there, no question about it, on the fumble recovery," Spurrier said. "He seems to be around the ball, and Antonio was around the ball. Those two guys combined for that play. It's sort of neat because they're the ones making the plays all year."

The Gamecocks went into the locker room with a 14-3 lead after executing their two-minute offense to perfection with 46 seconds left in the half, needing just two plays to find the end zone. On second and 5 from the Gamecock 48, Garcia found Lattimore on short pass, and Lattimore broke through a tackle and weaved his way down the field for a 52-yard touchdown reception.

South Carolina continued its solid defensive play to start the second half, forcing a three-and-out on the opening possession. The Gamecock offense then helped put the game out of reach with an 11-play, 83-yard scoring drive capped by a 22-yard touchdown run by Lattimore, giving South Carolina a 21-3 advantage with 7:46 left in the third quarter.

The Gamecocks shut down the Commodore offense the remainder of the game, allowing just seven yards the rest of the way to seal the win.

