



# AUBURN TIGERS

## 2011 FOOTBALL

### GAME 4

AUBURN (2-1, 1-0 SEC) vs. FLORIDA ATLANTIC (0-2, 0-0 SUN BELT)

SEPT. 24, 2011 • 6 P.M. CT • TV: FOX SPORTS SOUTH

JORDAN-HARE STADIUM (87,451) • AUBURN, ALA.



### QUICK FACTS

#### COACHES

Gene Chizik (Florida, 1985)  
 Auburn Record .....24-6 (3rd year)  
 vs. Florida Atlantic .....First meeting  
 Overall Record .....29-25 (5th year)  
 vs. Florida Atlantic .....First meeting

Howard Schnellenberger (Kentucky, 1956)  
 Florida Atlantic Record ..... 56-62 (11th year)  
 vs. Auburn .....First meeting  
 Overall Record .....157-142-3 (27th year)  
 vs. Auburn .....First meeting

#### SERIES

First meeting

#### RANKINGS

Auburn .....Receiving votes AP/RV *USA Today*  
 Florida Atlantic..... Not ranked

#### TELEVISION • FSS

Bob Rathbun .....Play-by-play  
 Tim Couch.....Analysts  
 Kristina Akra.....Sideline Reporter

#### RADIO • AUBURN IMG NETWORK

The Auburn IMG Sports Network provides radio coverage to more than 50 stations that cover the Southeast. Rod Bramblett (play-by-play), Stan White (color), Quentin Riggins (sideline), Paul Ellen (studio & SEC Report), Andy Burcham (locker room).

SATELLITE RADIO .....219 Sirius/198 XM  
 IN AUBURN .....WKKR-FM (97.7)

#### INTERNET

Live audio & stats .....www.auburntigers.com  
 Live video.....espn3.com  
 Facebook .....AUathletics  
 Twitter .....FootballAU

#### THE GAME

Auburn and Florida Atlantic will meet for the first time when the teams play Saturday in Jordan-Hare Stadium. Florida Atlantic is the fifth team from the Sun Belt Conference the Tigers have faced in program history. Auburn is 16-0 all-time against teams from that conference.

#### AUBURN HEADLINES

- ▶ The Auburn coaching staff will wear Coach To Cure MD patches during the game against Florida Atlantic to raise awareness and funding for Duchenne Muscular Dystrophy research. Fans are encouraged to donate online at [www.coachtocuremd.org](http://www.coachtocuremd.org) or donate \$5 by texting CURE to 90999.
- ▶ The Tigers have won 10 consecutive games at Jordan-Hare Stadium, which is tied for the 10th longest win streak at the stadium in program history.
- ▶ Sophomore RB Michael Dyer is second in the SEC/T-14th NCAA averaging 119.3 rushing yards per game.
- ▶ Since 2000, Auburn is 22-4 (.846) at Jordan-Hare Stadium in night games (6 p.m. or later kickoff).
- ▶ Auburn is 11-1 against non-conference opponents under head coach Gene Chizik. The only loss coming last Saturday vs. Clemson.
- ▶ Auburn is the only team to rank in the top three in the SEC in punting (2nd), kickoff return average (2nd) and kickoff coverage (2nd).
- ▶ Sophomore K Cody Parkey has 14 touchbacks on 54 career kickoffs (25.9 percent). Since 2007, AU kickers had touchbacks on just 8.9 percent of their kickoffs (22-of-247).
- ▶ Auburn has scored 30 points or more in 18 of 30 games in the Gene Chizik era.
- ▶ Auburn is 17-2 when leading at halftime under head coach Gene Chizik and has won 11 straight.
- ▶ Junior WR Emory Blake has at least one touchdown catch in the last six consecutive games dating back to 2010, the longest streak by an AU player since 1980.
- ▶ Sophomore kicker Cody Parkey is second in the FBS with 12 touchbacks on kickoffs.
- ▶ Freshman RB Tre Mason leads the SEC/17th NCAA in kickoff returns, averaging 29.4 yards per return.
- ▶ Auburn has scored 21 points or more in the first half in six of its last nine games and 10 of its last 17. The Tigers have hit 21 points or more in two of three games this season.
- ▶ RB Michael Dyer has just 10 carries for negative yards (minus 21 yards total) in 230 career rushing attempts. Dyer has four carries for negative yardage in 48 attempts this season.
- ▶ Sophomore punter Steven Clark leads the SEC with nine punts inside the 20-yard line.
- ▶ Senior DB Neiko Thorpe is second in the SEC averaging 12.0 tackles per game this season.
- ▶ Looking ahead to October, Auburn will play four consecutive games in the month against teams currently ranked in the top 15 of the AP poll.

#### AUBURN (2-1, 1-0 SEC)

Date	Opponent	Score/Time
Sept. 3	UTAH STATE [ESPN2]	W, 42-38
Sept. 10	#16/17 MISSISSIPPI ST. [SECN]	W, 41-34
Sept. 17	at Clemson [ABC]	L, 24-38
Sept. 24	FLORIDA ATLANTIC [FSS]	6 p.m.
Oct. 1	at #12/10 South Carolina	TBA
Oct. 8	at #14/12 Arkansas	TBA
Oct. 15	#15/15 FLORIDA	TBA
Oct. 22	at #2/3 LSU	TBA
Oct. 29	OLE MISS	TBA
Nov. 12	at Georgia	TBA
Nov. 19	SAMFORD [HC]	TBA
Nov. 26	#3/2 ALABAMA [CBS]	TBA

All times Central

#### FLORIDA ATLANTIC (0-2, 0-0 SUN BELT)

Date	Opponent	Score/Time
Sept. 3	at #22/23 Florida [ESPN2]	L, 3-41
Sept. 10	at #17/16 Michigan State [ESPN2]	L, 0-44
Sept. 24	at #21/19 Auburn [FSS]	6 p.m.
Oct. 1	at Louisiana-Lafayette	TBA
Oct. 8	at North Texas [SBN]	6:30 pm
Oct. 15	WESTERN KENTUCKY	TBA
Oct. 22	MIDDLE TENNESSEE [SBN]	7 pm
Nov. 5	ARKANSAS STATE	TBA
Nov. 12	at FIU	TBA
Nov. 19	at Troy	TBA
Nov. 26	UAB	TBA
Dec. 3	ULM	TBA

All times Central

# 2011 Auburn Football Game Notes

## STATISTICAL COMPARISON

### AUBURN VS. FLORIDA ATLANTIC 2011 PER GAME STATISTICS

	AU	FAU
Points Scored	35.7	1.5
Total Offense	393.3	92.5
First Downs	19.0	6.0
Rushing Yards	183.3	26.0
Passing Yards	210.0	66.5
Time of Possession	23:19	23:07
3rd Down Pct.	35%	9%
Points Allowed	36.7	42.5
Yards Allowed	534.3	451.0
Rushing Yards Allowed	266.0	192.5
Passing Yards Allowed	268.3	258.5

## STATISTICAL LEADERS

### 2011 STATISTICS

#### RUSHING YARDS

AUBURN	FAU
Michael Dyer .....358	Alfred Morris .....37
O. McCalebb.....146	Damian Fortner .....13
Tre Mason .....31	Xavier Stinson.....12

#### PASSING YARDS

AUBURN	FAU
Barrett Trottrt.....605	Graham Wilbert .....122

#### RECEPTIONS

AUBURN	FAU
Emory Blake .....11	Nexon Dorvilus .....57
T. Stallworth .....10	DeAndre Richardson..30
O. McCalebb.....10	Darian Williams .....12

#### POINTS SCORED

AUBURN	FAU
Michael Dyer .....36	Vinny Zaccario .....3
Cody Parkey .....23	
Emory Blake .....18	
P. Lutzenkirchen.....12	

#### TACKLES

AUBURN	FAU
Neiko Thorpe .....36	Marcus Bartels .....19
Daren Bates .....29	David Hinds .....17
De. McNeal .....24	Randell Johnson .....11
Jake Holland .....23	Cory Henry .....11

#### INTERCEPTIONS

AUBURN	FAU
Demetruce McNeal ....1	Three tied with .....1

#### SACKS

AUBURN	FAU
Dee Ford.....1.0	Jarvis Givens.....1.0
Corey Lemonier .....1.0	Two tied with .....0.5

### COACH TO CURE MD

The AFCA will hold its fourth annual Coach to Cure MD effort with the games of September 24. Auburn is one of more than 100 FBS schools whose coaches will be wearing a Coach to Cure MD patch to raise awareness and funding for Duchenne Muscular Dystrophy research.

The Coach to Cure MD program is on track to surpass the million dollar mark for donations this year. Coach to Cure MD key points:

- ▶ The goal is to raise money and awareness of Duchenne Muscular Dystrophy, which is the most common fatal genetic disorder among boys worldwide.

- ▶ Fans can text the word CURE to 90999 to donate \$5 to Duchenne MD research. The charge will be shown on their phone bill.

- ▶ Fans are also encouraged to make donations on [www.CoachtoCureMD.org](http://www.CoachtoCureMD.org)

- ▶ The program is a partnership between Parent Project Muscular Dystrophy and the American Football Coaches Association.

For additional information, contact: Charley Green, Coach to Cure MD, at 214-734-8028 or [cgreen@breakaway-sports.com](mailto:cgreen@breakaway-sports.com).

### AUBURN-FAU COACHING TIES

Auburn offensive line coach Jeff Grimes and FAU offensive coordinator/receivers coach Darryl Jackson coached together at Arizona State from 2001-2003 and coached at together in 2000 at Boise State.

Grimes coached the Sun Devil's o-line and was running game coordinator, while Jackson served as receivers coach. At Boise State, Grimes was the o-line coach and Jackson the receivers coach.

### FLORIDA TIGERS-ALABAMA OWLS

Auburn has 12 players who come from the Florida: T'Sharvan Bell (Kissimmee), Mike Blakely (Bradenton), Xavier Brown (Pensacola), Brandon Fulse (Fort Meade), Barrett Kernon (Daytona Beach), Corey Lemonier (Hialeah), Tre Mason (Lake Worth), Onterio McCalebb (Fort Meade), Cody Parkey (Jupiter), Robenson Therezie (Miami), Brian Walsh (Winter Springs) and Ryan White (Tallahassee).

Florida Atlantic does not have a player on its roster from Alabama.

### IN SEPTEMBER

Auburn is 154-48-5 (.756) all-time in the month of September, and has won 30 of its last 35 September contests, 16 of its last 18. The Tigers have posted a winning record during the month of September in each of the previous 12 seasons and 27 of the past 30, with the last losing month coming in 1998 (1-2).

### CHIZIK IN THIRD YEAR

Gene Chizik is one of just three head coaches to have won a BCS National Championship with less than five years experience as a head coach at the college or NFL level.

After taking Auburn to the BCS title in just his fourth season as a head coach, Chizik joined Bob Stoops (Oklahoma, 2nd year) and Larry Coker (Miami, 1st year) to have accomplished the feat.

Stoops led OU to the 2000 BCS Championship, while Coker led Miami to the 2001 title.

In two seasons at Auburn, Chizik has compiled a record of 24-6 and 12-5 in SEC play. Chizik became the first Auburn head coach to take the Tigers to a bowl game in his first season at the helm (2009).

Chizik has been a part of three perfect teams in the past seven years, 2010 and 2004 with Auburn and 2005 with Texas.

### ON THIS DATE

The Tigers are 8-3 all-time in games played on Sept. 24. Games on Sept. 24:

1927	Stetson	L, 0-6
1937	B'ham-Southern	W, 19-0
1948	Southern Miss	W, 20-14
1955	UT-Chattanooga	W, 15-6
1960	Tennessee	L, 3-10
1966	Tennessee	W, 0-28
1977	Tennessee	W, 14-12
1983	Tennessee	W, 37-14
1988	Tennessee	W, 38-6
1994	East Tenn. St.	W, 38-0
2005	Western Kentucky	W, 37-14

### DYER HITS 150

Sophomore RB Michael Dyer registered his third career game with 150 yards or more rushing with 151 vs. Clemson.

Dyer has gone for 150 yards or more in consecutive games after rushing for 150 against Mississippi State.

Dyer has six career games going over the century mark in rushing with three of those games going for 150 yards or more. Dyer's career-best is 180 rushing yards set against Ole Miss last season.

### LONG BALL

In addition to his 151 yards rushing, RB Michael Dyer set a career-best with a 52-yard touchdown run against Clemson.

Dyer's previous long TD run was 38 yards against Arkansas in 2010. Five of Dyer's last nine TD runs have been 30 yards or longer.

The Little Rock, Ark., native now has 11 career rushing touchdowns and has put up a pair of rushing TD's in each of Auburn's first three games this season.

### BLAKE TIED FOR SECOND

Junior WR Emory Blake has a TD reception in six straight games dating back to 2010. That streak is the tied for the second-longest in AU history.

Blake shares the record with former WR Byron Franklin who caught a touchdown pass in six straight games in 1980. The school record is eight straight games by WR Terry Beasley in 1971.

Blake has a TD catch in seven of his last eight games dating back to the Chattanooga game in 2010.

### THORPE SETS HIGH

Senior DB Neiko Thorpe set a career-best with 16 tackles vs. Clemson and became the first Auburn player since 2001 to record more than 15 tackles in a game.

The last Tiger to register 15 or more tackles in a game was LB Dontarrion Thomas who totaled 19 tackles at Syracuse on Sept. 22, 2001.

# 2011 Auburn Football Game Notes

Thorpe's previous career high for tackles was 14 set against Northwestern in the 2010 Outback Bowl.

Thorpe is currently second in the SEC averaging 12.0 tackles per game.

## TIGERS VS. NON-CONFERENCE FOES

Auburn is 11-1 against non-SEC teams under head coach Gene Chizik including 9-0 at Jordan-Hare Stadium.

Since 2004, the Tigers are 29-5 against non-conference teams including 24-2 against non-conference teams at Jordan-Hare Stadium.

Auburn has won 14 straight against non-SEC foes at Jordan-Hare Stadium with the last loss coming Sept. 8, 2007, against South Florida (26-23 in OT).

## TOUGH ROAD AHEAD

Auburn will play four consecutive games in the month of October against teams currently ranked in the top 15 of the Associated Press poll, with three of those contests on the road. The Tigers will play at #12 South Carolina (Oct. 1), at #14 Arkansas (Oct. 8), vs. #15 Florida (Oct. 15) and at #2 LSU (Oct. 22).

Should the rankings hold, it would be the first time Auburn played four consecutive ranked opponents since 1987 when the Tigers played five straight. Auburn also played five consecutive ranked squads in the 1983 and 1968 seasons.

## AU VS. SUN BELT CONFERENCE

Auburn is 16-0 all-time against teams from the Sun Belt Conference. Florida Atlantic will be the sixth different team from the Sun Belt the Tigers have faced.

The Tigers last faced a Sun Belt Conference team in 2010, defeating ULM 52-3 on Oct. 2 and Arkansas State 52-26 in the season opener on Sept. 4.

Auburn's record vs. Sun Belt Conference teams: 2-0 vs. Arkansas State; 4-0 vs. Louisiana-Lafayette; 8-0 vs. Louisiana-Monroe; 1-0 vs. North Texas and 1-0 vs. Western Kentucky.

## PINNED

Sophomore punter Steven Clark leads the Southeastern Conference with nine punts pinned inside the opponent's 20-yard line this season.

Eight of Clark's last 12 punts have pinned opponents inside their 20-yard line with Clark have four of those against Mississippi State and Clemson each.

Clark is fifth in the SEC/23rd NCAA averaging 43.2 yards per punt this season.

## STALLWORTH BREAKS OUT

Junior WR Travante Stallworth set a career-best with five receptions against Clemson. Stallworth had five receptions combined in the first two games of 2011 and just two catches for his career entering this season.

Stallworth's 71 receiving yards against Clemson was the second-best effort for the Leesville, La., native this season. Stallworth set a personal best with 93 yards in the opener against Utah State.

## SPECIAL TEAMS AMONG SEC'S BEST

Auburn's special teams are the only unit in the SEC to rank in the top three in punting (2nd), kickoff return average (2nd) and kickoff coverage (2nd).

The Tigers are averaging 41.4 yards per punt (16th NCAA), 27.7 yards per kickoff return (15th NCAA) and are averaging 50.2 yards per kickoff.

Kicker Cody Parkey is second in the FBS with 12 touchbacks, trailing only Quinn Sharp of Oklahoma State with 16.

Freshman RB Tre Mason leads the SEC averaging 29.4 yards per kickoff return and owns the longest KO return in the conference this season (97 yards vs. Utah State).

## LUTZ NEAR RECORD

Junior Philip Lutzenkirchen is one touchdown catch away from tying the AU career record for a tight end.

Lutzenkirchen has nine career TD grabs and will tie AU career-leader Robert Johnson (2000-02) with 10 on his next scoring catch.

Lutzenkirchen has two TD catches this season after setting a career-best with five in 2010.

## TIGERS HOLD LEADS

Auburn is 17-2 and has won its last 11 straight when leading at the half under Gene Chizik.

The Tigers went 9-0 in 2010 when leading at halftime and 7-2 in 2009. Auburn's only losses came against Kentucky (led 14-7, lost 21-14 at home) and Georgia (led 14-7, lost 31-24 at UGA).

## DISMUKES IN SMALL COMPANY

Starting center Reese Dismukes is one of just five true freshmen to start on the offensive line among the 67 BCS automatic-qualifying teams.

Dismukes is one of three true freshmen starters on the offensive line in the Southeastern Conference, joining Arkansas' Mitch Smothers and Kentucky's Darrian Miller.

The other two true freshmen are John Miller of Louisville and Tyler Moore of Nebraska.

## TIGERS DOWN, NEVER OUT

Under Gene Chizik, Auburn is 6-3 when trailing by 10 points or more in a game. The Tigers trailed Utah State by 14 (21-7) in the first quarter and 10 points (38-28) in the fourth quarter before rallying for a 42-38 win.

Last season, Auburn had double-digit deficits against Clemson, South Carolina, Georgia and Alabama but fought back to earn the win against each.

In 2009, Chizik's first Auburn team rallied to defeat West Virginia after trailing by 14. Auburn's two losses in those games came against LSU and Arkansas, both in 2009.

Prior to Chizik's arrival, Auburn was 4-44 during a 14-year span from 1995-2008 when trailing by 10 or more points. Deficits overcome by Tigers under Chizik:

Deficit	Score/Qtr.	Opponent/Year	Final
24	24-0/2Q	at Alabama/2010	W, 28-27
14	21-7/2Q	Utah State/2011	W, 42-38
14	17-3/3Q	Clemson/2010	W, 27-24
14	21-7/2Q	Georgia/2010	W, 49-31
14	14-0/1Q	West Virginia/2009	W, 41-30
13	20-7	South Carolina/2010	W, 35-27

## TIGERS PERFECT TWICE SINCE 2004

Auburn is the only Southeastern Conference team to record two perfect seasons since 2004, going 13-0 in '04 and 14-0 in 2010. Since the 2004 season, Auburn has won 40 of its 57 SEC games and 41 of its 59 games against SEC schools, including the 2004 (vs. Tennessee) and 2010 (vs. South Carolina) SEC Championship games. SEC record since 2004:

	W-L	Pct.
Florida	43-16	.729
LSU	42-17	.712
<b>Auburn</b>	<b>41-18</b>	<b>.695</b>
Alabama	39-20	.661
Georgia	36-23	.610
Tennessee	33-26	.559
Arkansas	30-29	.508
South Carolina	30-29	.508
Kentucky	19-40	.322
Mississippi State	18-41	.305
Ole Miss	17-42	.288
Vanderbilt	15-44	.254

## AU IN OT

**Auburn OT Record:** 6-5

**Home:** 4-3

**Road:** 0-2

**Neutral:** 2-0

Date	Opponent	Result
11/16/96	GEORGIA (4OT)	L, 56-49
9/25/99	OLE MISS	L, 24-27
11/11/00	GEORGIA	W, 29-26
10/20/01	LA TECH	W, 48-41
9/28/02	SRACUSE (3OT)	W, 37-34
10/19/02	at Florida	L, 30-23
10/22/05	at LSU	L, 20-17
9/8/07	SOUTH FLORIDA	L, 26-23
12/31/07	vs. Clemson*	W, 23-20
1/1/10	vs. Northwestern^	W, 38-35
9/18/10	CLEMSON	W, 27-24

All games 1 OT unless noted

Home Games All Caps

\* Chick-fil-A Bowl

^ Outback Bowl

### AU OT Records:

**First OT Game in SEC History:** Auburn vs. Georgia, 1996

**Most OT Periods:** 4, vs. Georgia, 1996

**Most OT Points Scored:** 21 vs. Georgia, 1996  
**Most Rushing Yards:** 40, Carnell Williams vs. Syracuse, 2002

**Most Passing Yards:** 45, Dameyune Craig vs. Georgia, 1996

**Most Receiving Yards:** 23, Karsten Bailey vs. Georgia, 1996

# 2011 Auburn Football Game Notes

## AUBURN IN 2011 BY THE NUMBERS

CATEGORY	2011
Record.....	2-1
SEC.....	1-0
West.....	1-0
East.....	0-0
Non-Conference.....	1-1
Home.....	2-0
Away.....	0-1
Neutral.....	0-0
Day.....	2-1
Night (6 p.m. or later).....	0-0
TV Games.....	2-1
ABC.....	0-1
CBS.....	0-0
ESPN.....	0-0
ESPN2.....	1-0
ESPNU.....	0-0
ESPN3D.....	0-0
FSN.....	0-0
SEC Network.....	1-0
Scoring First.....	1-1
Opponent Scoring First.....	1-0
Leading at Half.....	1-0
Trailing at Half.....	1-0
Tied at Half.....	0-1
Leading after Third.....	1-0
Trailing after Third.....	1-1
Tied after Third.....	0-0
Overtime Games.....	0-0
Scoring fewer than 20 pts.....	0-0
Scoring 20+ points.....	2-1
Scoring 30+ points.....	2-0
Allowing fewer than 20 pts.....	0-0
Allowing 20+ points.....	0-1
Allowing 30+ points.....	2-1
Rushing for less than 100 yds.....	1-0
Rushing for 100+ yds.....	1-1
Rushing for 200+ yds.....	1-1
Passing for 200+ yds.....	1-1
Passing for 300+ yds.....	0-0
Totaling less than 300 yds.....	0-0
300+ yds. of total offense.....	2-1
400+ yds. of total offense.....	0-1
Allowing less than 100 yds. rushing.....	0-0
Allowing less than 300 yds. total off.....	0-0
Allowing 300+ yds. total offense.....	2-1
Having 100-yd. rusher.....	1-1
Opp. have 100-yd. rusher.....	1-0
No turnovers.....	1-0
Fewer than 3 turnovers.....	1-1
3 or more turnovers.....	0-0
No takeaways.....	1-0
Fewer than 3 takeaways.....	1-1
3 or more takeaways.....	0-0
More than 30:00 of possession.....	0-0
Less than 30:00 of possession.....	2-1

### TIGERS TOUGH IN NAILBITERS

Auburn's 42-38 win over Mississippi State kept the Tigers perfect under head coach Gene Chizik in games decided by four points or less, Auburn is now 8-0 in those games.

The Tigers went 5-0 last season in games decided by four points or less, and 2-0 in 2009.

Since 2000, Auburn is 25-8 (.758) in those games.

### ON-SIDE SURPRISE

Auburn has not had a failed on-side kick since 2001 and has successfully converted its last five consecutive after last Saturday's conversion against Utah State.

Senior kicker Chandler Brooks set up Auburn's game-winning touchdown drive by converting an on-side kick with 2:07 left in the game. The kick was recovered by WR Emory Blake.

Prior to Brooks' kick, former AU kicker Wes Byrum converted three on-side kicks, all of which were surprise kicks.

Byrum converted a surprise on-side kick to open the second half against Georgia in 2010; in the first quarter against Alabama in 2009 and in the second quarter at West Virginia on the road in 2008.

Prior to Byrum, AU kicker Matt Clark converted a surprise on-side kick in the third quarter at South Carolina in 2006.

Auburn's last failed on-side kick came against North Carolina in the 2001 Chick-fil-A Peach Bowl later in the fourth quarter as the Tigers attempted to rally.

The Tigers' last surprise on-side kick that failed was also in 2001 in the first quarter at LSU.

### RALLY CAPS

Five times in the Chizik era the Tigers have rallied to win after trailing at halftime. The 2011 Tigers rallied from a 21-14 halftime deficit against Utah State in the season opener for a 42-38 victory.

The 2010 Tigers pulled the trifecta, overcoming deficits to Clemson, South Carolina (reg. season) and Alabama. Chizik's first team (2009) had one halftime rally to beat West Virginia.

Auburn has had a pair of "walk-off" wins under Chizik, both coming last year. The Tigers defeated Oregon in the BCS National Championship Game and Kentucky on the road on field goals as time expired.

Auburn halftime rallies under Chizik:

Date	Opponent/Halftime	Final
9/3/11	Utah State/Trailed 21-14	W, 42-38
11/26/10	at Alabama/Trailed 24-0	W, 28-27
9/25/10	South Carolina/Trailed 20-14	W, 35-27
9/18/10	Clemson/Trailed 17-3	W, 27-24 OT
9/19/09	West Virginia/Trailed 21-20	W, 41-30

### TIGERS SECOND IN FRESHMEN PLAYED

Auburn played 13 true freshmen in its season-opening win against Utah State, which was the second-most of any FBS team. Only the Texas Longhorns played more true freshmen in a season-opener, putting 18 on the field against Rice.

Auburn's true freshmen that played vs. Utah State: Reese Dismukes, Erique Florence, Tre Mason, Jermaine Whitehead, Quan Bray, Justin Garrett, Robenson Therezie, C.J. Uzomah, Gabe Wright, Devaunte Sigler, Angelo Blackson, Kiehl

Frazier and Brandon Fulse.

The list of teams playing 10 or more true freshmen in the season opener:

Team	Opponent	Freshmen Played
Texas	Rice	18
Auburn	Utah State	13
Virginia	William & Mary	12
Tennessee	Montana	12
Clemson	Troy	12
Ohio State	Akron	1

### 2-MINUTE THRILL

Auburn has scored 14 points or more in a span of two minutes or less 11 times under head coach Gene Chizik.

The Tigers have pulled the trick twice this season, scoring 14 points in 58 seconds against Mississippi State and 14 points in 1:37 against Utah State.

The 2009 Tigers set the bar by scoring 16 points in 1:27 of game time in the second quarter vs. Ball State. The '09 team also scored 14 points in :08 against Ole Miss.

The 2010 Tigers scored 14 points in less than two minutes six times.

### THE 800 CLUB

For the first time in Auburn history the Tigers returned a pair of rushers who each ran for 800 yards or more the previous season. Junior Onterio McCalebb ran for 810 yards, third-best in 2010, while sophomore Michael Dyer rushed for an AU freshman record (second-most on team) 1,093 yards last season.

Auburn has come close to having a pair of 800-yard rushers return the following season, the most recent coming in 2003 when Carnell Williams ran for 745 yards and Ronnie Brown ran for 1,008 yards in 2002.

The Tigers nearly turned the feat in 1983 with Bo Jackson and Lionel James. Jackson ran for a then freshman record 829 yards and James rushed for 779 yards in 1982.

### 1,000 YARD RETURNER

Michael Dyer is Auburn's first returning 1,000-yard rusher since 2006 when RB Kenny Irons returned for his senior season. Irons led the SEC in rushing in 2005 with 1,293 yards and followed that by totaling 893 yards in '06.

Auburn has not had a rusher total 1,000 yards or more in consecutive seasons since Carnell Williams in 2003-04. Williams ran for 1,307 in 2003 and 1,165 in 2004.

Dyer is in position to become just the fourth Auburn player to post consecutive 1,000-yard rushing seasons. Auburn's three previous players are:

1978	James Brooks	1,208
1979	James Brooks	1,314
1994	Stephen Davis	1,263
1995	Stephen Davis	1,068
2003	Carnell Williams	1,307
2004	Carnell Williams	1,165

# 2011 Auburn Football Game Notes

## TIGERS & BADGERS

Auburn is one of two teams in the FBS to have two returning running backs who each rushed for 700 yards or more last season. Wisconsin is the second team as the Badgers return RB's James White (1,052 yards) and Montee Ball (996 yards) from last season.

## 2011 SENIOR CLASS

The Tigers began last season with a program-record 24 seniors, all of which had playing experience or had lettered. Auburn opened the 2011 season with just 11 seniors who have lettered, which is tied for the third lowest total in the modern era.

The 1978 Tigers had the fewest seniors who had lettered with nine. The 1973 team had 10, while the 1981, 2001 and 2011 teams each had 11.

Auburn's 2011 senior class includes: Quindarius Carr, Drew Cole, Jared Cooper, Eltoro Freeman, A.J. Green, Josh Harris, Davis Hooper, Chris Humphries, Brandon Mosley, Ashton Richardson and Neiko Thorpe.

## PELTON STEPS IN

Former Auburn All-SEC defensive lineman Mike Pelton became the Tigers d-line coach following 2010 after former d-line coach Tracy Rocker left to join the Tennessee Titans in the NFL.

Pelton spent the 2008 & 2009 seasons coaching the defensive line under Gene Chizik who was head coach at Iowa State. Pelton coach defensive ends at Vanderbilt in 2010 and was briefly at Louisiana-Lafayette in January 2011 as the d-line coach before re-joining Chizik at Auburn.

Pelton earned All-SEC First Team honors in 1994 as defensive tackle at Auburn and helped lead the Tigers to a 20-1-1 record over the 1993 & 1994 seasons.

## 30+ POINTS EQUALS VICTORY

Auburn has won 67 consecutive games when scoring 30 or more points. The last time the Tigers lost when registering at least 30 points was a 56-49, four overtime loss to Georgia in 1996. In its history, Auburn is now 286-4 all-time when scoring at least 30 points.

## WHEN SCORING 20+ POINTS

Since 2001, Auburn is 94-12 (.887) when scoring 20 or more points in a game. Dating back to the start of the 1993 season, Auburn is 137-19-1 (.876) when scoring 20 or more points in a game.

## RECRUITING TOP CLASS

Auburn has brought in consecutive top five recruiting classes. The 2011 class was ranked No. 1 in the nation by Scouts.com and No. 3 nationally by ESPN.com. Auburn's 2010 recruiting class was ranked No. 4 in the nation by both ESPN.com/Scouts, Inc., and Rivals.com and sixth by Scout.com.

## TIGER GRADS

Auburn begins the season with two graduates on its roster.

Quarterback Barrett Trotter earned an undergraduate degree in criminology in Summer 2011 and is currently taking graduate classes.

Wide Receiver Quindarius Carr earned his

undergraduate degree in criminology in Fall 2010 and is taking graduate classes.

## TIGER CSS

Comcast/Charter Sports Southeast (CSS) will broadcast encore presentations of Auburn football every Sunday at 6 p.m. ET/5 p.m. CT, and on Wednesdays at 12 p.m. ET/11 a.m. CT. CSS will also air the Auburn Football Everyday Show every Friday at 3:30 p.m. ET/2:30 p.m. CT.

CSS is a 24-hour regional sports network serving over six million customers in 13 states.

## AUBURN FOOTBALL: EVERYDAY

For the third year in a row Auburn will have a weekly 30-minute show offering fans a reality-based, behind the scenes style production that chronicles the inner-workings of the Tigers' football program through the entire season. The program follows the high and lows of competing as an SEC football player, with wired up coaches and players and exclusive interviews.

The following is the air times and stations that will carry Auburn Football: Everyday:

**FoxSports:** 4 pm CT and 10 pm CT Friday

**CSS:** 2:30 pm CT Friday

**CoxSports:** 6 pm CT Friday

**WCOV Montgomery:** 6 pm CT Friday & 10 am CT Saturday

**Accuweather Channel:** 7 pm CT Friday

**ABC33/40 Birmingham:** 9:30 am CT Saturday

**WRBL Columbus (Digital Channel 3.2):** 8 pm CT Friday

**WTVY Dothan:** 1:30 am CT Saturday

## TIGERS IN THE NFL

As of Sept. 18, 2011

Player	Pos.	Team
Darvin Adams	WR	Carolina
Devin Aromashodu	WR	Minnesota
Montez Billings	WR	New Orleans
Rob Bironas	K	Tennessee
Ronnie Brown	RB	Philadelphia
Jason Campbell	QB	Oakland
Zach Clayton	DT	Tennessee
Karlos Dansby	LB	Miami
King Dunlap	OT	Philadelphia
Nick Fairley	DT	Detroit
Mario Fannin	RB	Denver
Tyrone Green	G	San Diego
Quentin Groves	LB	Oakland
Ben Grubbs	G	Baltimore
Will Herring	LB	New Orleans
Spencer Johnson	DE	Buffalo
Pat Lee	DB	Green Bay
Sen'Derrick Marks	DT	Tennessee
Marcus McNeill	T	San Diego
Cam Newton	QB	Carolina
Ben Obomanu	WR	Seattle
Jerraud Powers	DB	Indianapolis
Jay Ratliff	DE	Dallas
Carlos Rogers	DB	San Francisco
Pat Sims	DT	Cincinnati
Takeo Spikes	LB	San Diego
Ben Tate	RB	Houston
Reggie Torbor	LB	Buffalo
Carnell Williams	RB	St. Louis
Lee Ziemba	T	Carolina

### Notables:

- ▶ Auburn currently has 30 players on NFL rosters including six players from last season's national championship team.
- ▶ Auburn has had 27 players taken in the first round & four No. 1 overall draft picks: Cam Newton (Carolina, '11), Aundray Bruce (Atlanta, '88), Bo Jackson (Tampa, '86) & Tucker Frederickson (NY Giants, '65).
- ▶ At least one former Tiger has been selected to the last 13 consecutive Pro-Bowls.
- ▶ Auburn has had at least one former player in six of the last seven Super Bowls.

# 2011 Auburn Football Game Notes

<b>UTAH STATE (1-1)</b>			<b>FLORIDA (3-0)</b>			<b>ASSOCIATED PRESS PRESEASON</b>				
Sept. 3	at #23/19 Auburn [ESPN2]	L, 38-42	Sept. 3	FLORIDA ATLANTIC [ESPNU]	W, 41-3	<b>Rk</b>	<b>School (1st)</b>	<b>Record</b>	<b>Pts.</b>	<b>Prv.</b>
Sept. 10	WEBER STATE	W, 54-17	Sept. 10	UAB [Sports South]	W, 39-0	1.	Oklahoma (37)	2-0	1471	1
Sept. 20	COLORADO STATE	7 pm	Sept. 17	TENNESSEE [CBS]	W, 33-23	2.	<i>LSU (14)</i>	3-0	1424	3
Sept. 24	at BYU [ESPN]	7 pm	Sept. 24	at Kentucky	TBA	3.	<i>Alabama (7)</i>	3-0	1402	2
Oct. 8	WYOMING	7 pm	Oct. 1	#2/2 ALABAMA	TBA	4.	Boise State (2)	2-0	1309	4
Oct. 15	at Fresno State	9 pm	Oct. 8	at #3/3 LSU	TBA	5.	Stanford	3-0	1212	6
Oct. 22	LOUISIANA TECH	2 pm	Oct. 15	at Auburn	TBA	6.	Wisconsin	3-0	1170	7
Nov. 5	at Hawaii	11 pm	Oct. 29	vs. Georgia [CBS]	2:30 pm	7.	Oklahoma State	3-0	1092	8
Nov. 12	SAN JOSE STATE	2 pm	Nov. 5	VANDERBILT	TBA	8.	Texas A&M	2-0	1043	9
Nov. 19	at Idaho	4 pm	Nov. 12	at #11/11 South Carolina	TBA	9.	Nebraska	3-0	911	11
Nov. 26	NEVADA	1 pm	Nov. 19	FURMAN	TBA	10.	Oregon	2-1	899	12
Dec. 3	at New Mexico State	7 pm	Nov. 26	#5/5 FLORIDA STATE	TBA	11.	Florida State	2-1	896	5
<b>MISSISSIPPI STATE (1-2)</b>			<b>LSU (3-0)</b>			12.	<i>South Carolina</i>	3-0	891	10
Sept. 1	at Memphis [Sports South]	W, 59-14	Sept. 3	vs. #3/3 Oregon [ABC]	W, 40-27	13.	Virginia Tech	3-0	830	13
Sept. 10	at #22 Auburn [SEC Net]	L, 34-41	Sept. 10	NORTHWESTERN STATE [PPV]	W, 49-3	14.	<i>Arkansas</i>	3-0	781	14
Sept. 15	#3/3 LSU [ESPN]	L, 6-16	Sept. 15	at #25/25 Mississippi State [ESPN]	W, 16-6	15.	<i>Florida</i>	3-0	669	16
Sept. 24	LOUISIANA TECH	TBA	Sept. 24	at #18/20 West Virginia	TBA	16.	West Virginia	3-0	579	18
Oct. 1	at Georgia	TBA	Oct. 1	KENTUCKY	TBA	17.	Baylor	2-0	521	19
Oct. 8	at UAB [Sports South]	11 am	Oct. 8	#16/17 FLORIDA	TBA	18.	South Florida	3-0	496	20
Oct. 15	#11/11 SOUTH CAROLINA	TBA	Oct. 15	at Tennessee	TBA	19.	Texas	3-0	402	23
Oct. 29	at Kentucky	TBA	Oct. 22	AUBURN	TBA	20.	TCU	2-1	273	23
Nov. 5	TENNESSEE MARTIN	TBA	Nov. 5	at #2/2 Alabama	TBA	21.	Clemson	3-0	272	NR
Nov. 12	#1/2 ALABAMA	TBA	Nov. 12	WESTERN KENTUCKY	TBA	22.	Michigan	3-0	266	NR
Nov. 19	at #14/13 Arkansas	TBA	Nov. 19	at Ole Miss	TBA	23.	USC	3-0	260	NR
Nov. 26	OLE MISS	TBA	Nov. 25	#14/13 ARKANSAS [CBS]	1:30 pm	24.	Illinois	3-0	106	NR
<b>CLEMSON (3-0)</b>			<b>OLE MISS (1-2)</b>			25.	Georgia Tech	3-0	59	NR
Sept. 3	TROY	W, 43-19	Sept. 3	BYU [ESPN]	L, 13-14	<b>OTHERS RECEIVING VOTES</b>				
Sept. 10	WOFFORD	W, 35-27	Sept. 10	SOUTHERN ILLINOIS [PPV]	W, 42-24	Michigan State 42, <b>Auburn 29</b> , Houston 25, Miami (Fla.)				
Sept. 17	#21/19 AUBURN [ABC]	W, 38-24	Sept. 17	at Vanderbilt [SEC Net]	L, 7-30	23, Iowa State 19, Utah 19, Ohio State 16, Maryland 15,				
Sept. 24	#5/5 FLORIDA STATE	TBA	Sept. 24	GEORGIA	TBA	Mississippi State 14, Missouri 10, Arizona State 9, San				
Oct. 1	at #13/12 Virginia Tech	TBA	Oct. 1	at Fresno State [ESPN2]	8:15 pm	Diego State 8, Vanderbilt 8, Notre Dame 8, Georgia 7, FIU				
Oct. 8	BOSTON COLLEGE	TBA	Oct. 15	#2/2 ALABAMA	TBA	4, California 3, Navy 3, North Carolina 2, Tennessee 2.				
Oct. 15	at Maryland	TBA	Oct. 22	#14/13 ARKANSAS	TBA	<b>USA TODAY PRESEASON</b>				
Oct. 22	NORTH CAROLINA	TBA	Oct. 29	at Auburn	TBA	<b>Rk</b>	<b>School (1st)</b>	<b>Record</b>	<b>Pts.</b>	<b>Prv.</b>
Oct. 29	at Georgia Tech	TBA	Nov. 5	at Kentucky	TBA	1.	Oklahoma (50)	2-0	1463	1
Nov. 12	WAKE FOREST	TBA	Nov. 12	LOUISIANA TECH	TBA	2.	<i>Alabama (4)</i>	3-0	1408	2
Nov. 19	at North Carolina State	TBA	Nov. 19	#3/3 LSU	TBA	3.	<i>LSU (5)</i>	3-0	1373	3
Nov. 26	at #11/11 South Carolina	TBA	Nov. 26	at #25/25 Mississippi State	TBA	4.	Boise State	2-0	1212	4
<b>FLORIDA ATLANTIC (0-2)</b>			<b>GEORGIA (1-2)</b>			5.	Stanford	3-0	1208	6
Sept. 3	at #22/23 Florida [ESPN]	L, 3-41	Sept. 3	vs. #5/7 Boise State [ESPN]	L, 21-35	6.	Oklahoma State	3-0	1126	7
Sept. 10	at #17/16 Michigan State [ESPN/ESPN2]	L, 0-44	Sept. 10	#12/12 SOUTH CAROLINA [ESPN]	L, 42-45	7.	Wisconsin	3-0	1121	8
Sept. 24	at Auburn	TBA	Sept. 17	COASTAL CAROLINA [PPV]	W, 59-0	8.	Texas A&M	2-0	1033	9
Oct. 1	at Louisiana	TBA	Sept. 24	at Ole Miss	TBA	9.	Nebraska	3-0	966	10
Oct. 8	at North Texas [Sun Belt Net]	6:30 pm	Oct. 1	#25/25 MISSISSIPPI STATE	TBA	10.	<i>South Carolina</i>	3-0	876	11
Oct. 15	WESTERN KENTUCKY	TBA	Oct. 8	at Tennessee	TBA	11.	Virginia Tech	3-0	852	12
Oct. 22	MIDDLE TENNESSEE [Sun Belt Net]	7 pm	Oct. 15	at Vanderbilt	TBA	12.	<i>Arkansas</i>	3-0	851	13
Nov. 5	ARKANSAS STATE	TBA	Oct. 29	vs. #16/17 Florida [CBS]	2:30 pm	13.	Oregon	2-1	804	14
Nov. 12	at FIU	TBA	Nov. 5	NEW MEXICO STATE	TBA	14.	Florida State	2-1	801	5
Nov. 19	at Troy	TBA	Nov. 12	AUBURN	TBA	15.	<i>Florida</i>	3-0	670	17
Nov. 26	UAB	TBA	Nov. 19	KENTUCKY	TBA	16.	West Virginia	3-0	529	20
Dec. 3	ULM	TBA	Nov. 26	at Georgia Tech	TBA	17.	South Florida	3-0	485	22
<b>SOUTH CAROLINA (3-0)</b>			<b>SAMFORD (1-1)</b>			18.	Texas	3-0	464	21
Sept. 3	EAST CAROLINA [SS]	W, 56-37	Sept. 3	GEORGIA SOUTHERN	L, 31-17	19.	Baylor	2-0	391	24
Sept. 10	at Georgia [ESPN]	W, 45-42	Sept. 10	STILLMAN	W, 48-6	20.	TCU	2-1	310	23
Sept. 17	NAVY [ESPN2]	W, 24-21	Sept. 24	at Wofford	6 pm	21.	Michigan	3-0	243	NR
Sept. 24	VANDERBILT	TBA	Oct. 1	GARDNER-WEBB	2 pm	22.	Clemson	3-0	181	NR
Oct. 1	AUBURN	TBA	Oct. 8	at Furman	12:30 pm	23.	Michigan State	2-1	119	15
Oct. 8	KENTUCKY	TBA	Oct. 15	ELON	2 pm	24.	Georgia Tech	3-0	118	NR
Oct. 15	at #25/25 Mississippi State	TBA	Oct. 22	at Appalachian State	2:30 pm	25.	North Carolina	3-0	99	NR
Oct. 29	at Tennessee	TBA	Oct. 29	WESTERN CAROLINA	2 pm	<b>OTHERS RECEIVING VOTES</b>				
Nov. 5	at #14/13 Arkansas	TBA	Nov. 5	CHATTANOOGA	11am	Ohio State 92, Illinois 90, Houston 60, Miami (Fla.) 39,				
Nov. 12	#16/17 FLORIDA	TBA	Nov. 12	at The Citadel	2 pm	Iowa State 27, Missouri 22, California 21, Penn State 19,				
Nov. 19	THE CITADEL [PPV]	11 am	Nov. 19	at Auburn	TBA	Utah 17, Arizona State 16, <b>Auburn 14</b> , San Diego State 14,				
Nov. 26	CLEMSON	TBA	<b>ALABAMA (3-0)</b>			FIU 11, Vanderbilt 11, Mississippi State 8, Tennessee 3,				
<b>ARKANSAS (3-0)</b>			Sept. 3	KENT STATE [SEC Net]	W, 48-7	Texas Tech 3, Washington 3, Ohio 2, Northwestern 1.				
Sept. 3	MISSOURI STATE [PPV]	W, 51-7	Sept. 10	at #23/20 Penn State [ABC]	W, 27-11	<b>2011 Auburn opponents in italics</b>				
Sept. 10	NEW MEXICO [ESPNU]	W, 52-3	Sept. 17	NORTH TEXAS [Sports South]	W, 41-0					
Sept. 17	TROY [CSS]	W, 38-28	Sept. 24	#14/13 ARKANSAS	TBA					
Sept. 24	at #2/2 Alabama	TBA	Oct. 1	at #16/17 Florida	TBA					
Oct. 1	#9/9 TEXAS A&M	TBA	Oct. 8	VANDERBILT	TBA					
Oct. 8	AUBURN	TBA	Oct. 15	at Ole Miss	TBA					
Oct. 22	at Ole Miss	TBA	Oct. 22	TENNESSEE	TBA					
Oct. 29	at Vanderbilt	TBA	Nov. 5	#3/3 LSU	TBA					
Nov. 5	#11/11 SOUTH CAROLINA	TBA	Nov. 12	at #25/25 Mississippi State	TBA					
Nov. 12	TENNESSEE	TBA	Nov. 19	GEORGIA SOUTHERN [PPV]	1 pm					
Nov. 19	#25/25 MISSISSIPPI STATE	TBA	Nov. 26	at Auburn	1:30 pm					
Nov. 25	at #3/3 LSU	1:30 pm								

# 2011 Auburn Football Alphabetical Roster

No.	Name	Pos.	Ht.	Wt.	Yr.	Hometown	No.	Name	Pos.	Ht.	Wt.	Yr.	Hometown
25	Daren Bates	LB	5-11	205	Jr.	Memphis, Tenn.	30	Daniel Pond	LB	6-1	215	Fr.	Spanish Fort, Ala.
22	T'Sharvan Bell	DB	6-0	182	Jr.	Kissimmee, Fla.	53	Jon-Morgan Poole	OL	6-4	275	Fr.	Valley, Ala.
3	DeAngelo Benton	WR	6-2	203	Jr.	Bastrop, La.	69	Ryan Preston	OL	6-1	275	RFr.	Oxford, Ala.
98	Angelo Blackson	DL	6-4	325	Fr.	Bear, Del.	65	Zach Rawden	DL	6-2	265	Fr.	College Park, Ga.
80	Emory Blake	WR	6-2	197	Jr.	Austin, Texas	1	Trovon Reed	WR	6-0	183	RFr.	Thibodaux, La.
22	Mike Blakely	RB	5-9	206	Fr.	Bradenton, Fla.	56	Ashton Richardson	LB	6-1	201	Sr.	New Orleans, La.
91	Joel Bonomolo	DE	6-2	240	Jr.	Metairie, La.	73	Greg Robinson	OL	6-5	305	Fr.	Thibodaux, La.
4	Quan Bray	WR	5-10	185	Fr.	LaGrange, Ga.	28	Jonathan Rose	DB	6-2	178	Fr.	Leeds, Ala.
29	Chandler Brooks	K	6-1	173	Sr.	Huntsville, Ala.	13	Craig Sanders	DE	6-4	260	So.	Clio, Ala.
87	Sam Brown	WR	6-2	215	Sr.	Birmingham, Ala.	64	Chase Seals	OL	6-7	282	RFr.	Auburn, Ala.
82	Xavier Brown	WR	6-3	214	So.	Pensacola, Fla.	42	Chandler Shakespeare	RB	5-10	197	So.	Oxford, Ala.
63	Blake Burgess	OL	6-3	285	So.	Vestavia Hills, Ala.	96	Devaunte Sigler	DL	6-3	263	Fr.	Mobile, Ala.
9	Quindarius Carr	WR	6-1	185	Sr.	Huntsville, Ala.	62	Chad Slade	OL	6-5	320	RFr.	Moody, Ala.
92	Kenneth Carter	DT	6-4	290	So.	Greenville, Ala.	39	Ellis Smith	P	5-11	200	Fr.	LaGrange, Ga.
68	Ed Christian	OL	6-5	321	RFr.	Valdosta, Ga.	24	Ryan Smith	DB	6-2	208	So.	Cordova, Ala.
30	Steven Clark	P	6-5	226	So.	Kansas City, Mo.	47	Jordan Spriggs	DB	5-9	194	RFr.	Mobile, Ala.
18	Sammie Coates	WR	6-2	178	Fr.	Leroy, Ala.	85	Travante Stallworth	WR	5-9	190	Jr.	Leesville, La.
20	Drew Cole	DB	5-11	190	Sr.	Picayune, Miss.	71	John Sullen	OL	6-5	333	Jr.	Auburn, Ala.
79	Jared Cooper	OL	6-4	296	Sr.	Brewton, Ala.	44	Anthony Swain	LB	6-2	205	Fr.	Gadsden, Ala.
11	Chris Davis	CB	5-11	188	So.	Birmingham, Ala.	49	Nathan Taylor	WR	5-10	178	Sr.	Fredericksburg, Va.
52	Justin Delaine	DE	6-5	238	RFr.	Linden, Ala.	27	Robenson Therezie	DB	5-9	192	Fr.	Miami, Fla.
89	Jaylon Denson	WR	6-3	197	Fr.	Hoover, Ala.	15	Neiko Thorpe	DB	6-3	191	Sr.	Tucker, Ga.
50	Reese Dismukes	C	6-3	285	Fr.	Spanish Fort, Ala.	74	Jamar Travis	DL	6-0	294	Jr.	Brewton, Ala.
48	Jake Drum	TE	6-5	253	Jr.	Hoover, Ala.	14	Barrett Trotter	QB	6-2	207	Jr.	Birmingham, Ala.
5	Michael Dyer	RB	5-9	210	So.	Little Rock, Ark.	81	C.J. Uzomah	WR	6-4	236	Fr.	Suwanee, Ga.
94	Nosa Eguae	DE	6-3	258	So.	Mansfield, Texas	99	Brian Walsh	DL	6-3	294	Fr.	Winter Springs, Fla.
35	Jonathan Evans	LB	5-11	225	Jr.	Prichard, Ala.	57	Christian Westerman	OL	6-3	277	Fr.	Chandler, Ariz.
65	Tunde Fariyike	OL	6-2	290	RFr.	Thomaston, Ga.	51	Jacob Westrich	LB	6-1	218	RFr.	Huntsville, Ala.
40	Clay Finkelstein	LB	6-2	180	Fr.	Montgomery, Ala.	54	Jeffrey Whitaker	DT	6-4	312	So.	Warner Robins, Ga.
31	Trent Fisher	DB	6-1	186	RFr.	Nashville, Tenn.	38	Jawara White	LB	6-2	230	RFr.	Troy, Ala.
14	Erique Florence	DB	6-1	179	Fr.	Valley, Ala.	19	Ryan White	DB	5-11	192	So.	Tallahassee, Fla.
95	Dee Ford	DE	6-2	240	Jr.	Odenville, Ala.	32	Jermaine Whitehead	DB	5-11	183	Fr.	Greenwood, Miss.
10	Kiehl Frazier	QB	6-2	220	Fr.	Springdale, Ark.	84	Jay Wisner	WR	6-2	190	Sr.	Bozeman, Mont.
21	Eltoro Freeman	LB	5-11	221	Sr.	Alexander City, Ala.	90	Gabe Wright	DL	6-3	316	Fr.	Columbus, Ga.
11	Brandon Fulse	TE	6-4	238	Fr.	Fort Meade, Fla.	47	Patrick Young	WR	6-4	185	Fr.	Trussville, Ala.
26	Justin Garrett	LB	6-1	198	Fr.	Tucker, Ga.							
58	Harris Gaston	LB	6-2	236	So.	Birmingham, Ala.							
20	Corey Grant	RB	5-11	193	RFr.	Opelika, Ala.							
77	A.J. Greene	OL	6-5	295	Sr.	Madison, Tenn.							
83	Cameron Groce	WR	6-4	230	RFr.	Gardendale, Ala.							
86	Garrett Harper	WR	5-9	180	Fr.	Springdale, Ark.							
45	Keymiya Harrell	DE	6-4	225	Fr.	Plantersville, Ala.							
61	Josh Harris	DS	6-1	224	Sr.	Carrollton, Ga.							
64	Forrest Hill	DS	6-1	230	RFr.	Morrow, Ga.							
5	Jake Holland	LB	6-1	235	So.	Pelham, Ala.							
45	Davis Hooper	RB	5-11	215	Sr.	Montgomery, Ala.							
40	Chris Humphries	FB	6-2	223	Sr.	Somerville, Ala.							
67	Bobby Ingalls	OL	6-7	325	Sr.	Gardendale, Ala.							
72	Barrett Kernon	OL	6-4	268	Fr.	Daytona Beach, Fla.							
33	Chris Landrum	LB	6-3	235	Fr.	Sweet Water, Ala.							
59	Jake Lembke	DS	6-2	236	So.	New Lenox, Ill.							
55	Corey Lemonier	DE	6-4	228	So.	Hialeah, Fla.							
43	Philip Lutzenkirchen	TE	6-5	250	Jr.	Marietta, Ga.							
60	Eric Mack	OL	6-4	330	RFr.	St. Matthews, S.C.							
21	Tre Mason	RB	5-10	190	Fr.	Lake Worth, Fla.							
23	Onterio McCalebb	RB	5-11	174	Jr.	Fort Meade, Fla.							
12	Demetruce McNeal	DB	6-2	193	So.	College Park, Ga.							
16	Ikeem Means	DB	6-0	205	Jr.	Wetumpka, Ala.							
6	Jonathon Mincy	DB	5-10	180	RFr.	Decatur, Ga.							
8	Anthony Morgan	RB	5-11	195	Jr.	Brantley, Ala.							
15	Clint Moseley	QB	6-4	213	So.	Leroy, Ala.							
75	Brandon Mosley	OL	6-6	305	Sr.	Jefferson, Ga.							
93	JaBrihan Niles	DL	6-2	297	Fr.	Mobile, Ala.							
66	Thomas O'Reilly	OL	6-3	325	Fr.	Marietta, Ga.							
10	LaDarius Owens	DE	6-2	237	RFr.	Bessemer, Ala.							
36	Cody Parkey	K	6-0	190	So.	Jupiter, Fla.							
18	Logan Paul	QB	6-0	184	RFr.	Gulf Shores, Ala.							
78	Aubrey Phillips	OL	6-5	336	RFr.	Olive Branch, Miss.							
37	Ladarius Phillips	FB	6-0	291	RFr.	Roanoke, Ala.							

### Pronunciation Guide

94	<b>NOSA EGUA</b>	No-suh E-gway
65	<b>TUNDE FARIYIKE</b>	Tune-Day Fa-ree-kay
14	<b>ERIQUE</b> Florence	E-ree-kay
10	<b>KIEHL</b> Frazier	Kyle
45	<b>KEYMIYA</b> Harrell	Ka-my-ah
55	Corey <b>LEMONIER</b>	Lemon-ear
43	Philip <b>LUTZENKIRCHEN</b>	Lutz-in-kir-ken
93	<b>JABRIAN</b> Niles	Ja-Brian
96	<b>DEVAUNTE</b> Sigler	De-Vaun-tay
85	<b>TRAVANTE</b> Stallworth	Tra-von-tay
27	Robenson <b>THEREZIE</b>	Tha-ree-zee
15	<b>NEIKO</b> Thorpe	Knee-ko
81	<b>C.J. UZOMAH</b>	You-zah-mah
38	<b>JAWARA</b> White	Ja-war-a

# 2011 Auburn Football Numerical Roster

No.	Name	Pos.	Ht.	Wt.	Yr.	Hometown	No.	Name	Pos.	Ht.	Wt.	Yr.	Hometown
1	Trovon Reed	WR	6-0	183	RFr.	Thibodaux, La.	62	Chad Slade	OL	6-5	320	RFr.	Moody, Ala.
3	DeAngelo Benton	WR	6-2	203	Jr.	Bastrop, La.	63	Blake Burgess	OL	6-3	285	So.	Vestavia Hills, Ala.
4	Quan Bray	WR	5-10	185	Fr.	LaGrange, Ga.	64	Forrest Hill	DS	6-1	230	RFr.	Morrow, Ga.
5	Michael Dyer	RB	5-9	210	So.	Little Rock, Ark.	64	Chase Seals	OL	6-7	282	RFr.	Auburn, Ala.
5	Jake Holland	LB	6-1	235	So.	Pelham, Ala.	65	Tunde Fariyike	OL	6-2	290	RFr.	Thomaston, Ga.
6	Jonathon Mincy	DB	5-10	180	RFr.	Decatur, Ga.	65	Zach Rawden	DL	6-2	265	Fr.	College Park, Ga.
8	Anthony Morgan	RB	5-11	195	Jr.	Brantley, Ala.	66	Thomas O'Reilly	OL	6-3	325	Fr.	Marietta, Ga.
9	Quindarius Carr	WR	6-1	185	Sr.	Huntsville, Ala.	67	Bobby Ingalls	OL	6-7	325	Sr.	Gardendale, Ala.
10	Kiehl Frazier	QB	6-2	220	Fr.	Springdale, Ark.	68	Ed Christian	OL	6-5	321	RFr.	Valdosta, Ga.
10	LaDarius Owens	DE	6-2	237	RFr.	Bessemer, Ala.	69	Ryan Preston	OL	6-1	275	RFr.	Oxford, Ala.
11	Chris Davis	CB	5-11	188	So.	Birmingham, Ala.	71	John Sullen	OL	6-5	333	Jr.	Auburn, Ala.
11	Brandon Fulse	TE	6-4	238	Fr.	Fort Meade, Fla.	72	Barrett Kernon	OL	6-4	268	Fr.	Daytona Beach, Fla.
12	Demetruce McNeal	DB	6-2	193	So.	College Park, Ga.	73	Greg Robinson	OL	6-5	305	Fr.	Thibodaux, La.
13	Craig Sanders	DE	6-4	260	So.	Clio, Ala.	74	Jamar Travis	DL	6-0	294	Jr.	Brewton, Ala.
14	Erique Florence	DB	6-1	179	Fr.	Valley, Ala.	75	Brandon Mosley	OL	6-6	305	Sr.	Jefferson, Ga.
14	Barrett Trotter	QB	6-2	207	Jr.	Birmingham, Ala.	77	A.J. Greene	OL	6-5	295	Sr.	Madison, Tenn.
15	Clint Moseley	QB	6-4	213	So.	Leroy, Ala.	78	Aubrey Phillips	OL	6-5	336	RFr.	Olive Branch, Miss.
15	Neiko Thorpe	DB	6-3	191	Sr.	Tucker, Ga.	79	Jared Cooper	OL	6-4	296	Sr.	Brewton, Ala.
16	Ikeem Means	DB	6-0	205	Jr.	Wetumpka, Ala.	80	Emory Blake	WR	6-2	197	Jr.	Austin, Texas
18	Sammie Coates	WR	6-2	178	Fr.	Leroy, Ala.	81	C.J. Uzomah	WR	6-4	236	Fr.	Suwanee, Ga.
18	Logan Paul	QB	6-0	184	RFr.	Gulf Shores, Ala.	82	Xavier Brown	WR	6-3	214	So.	Pensacola, Fla.
19	Ryan White	DB	5-11	192	So.	Tallahassee, Fla.	83	Cameron Groce	TE	6-4	230	RFr.	Gardendale, Ala.
20	Drew Cole	DB	5-11	190	Sr.	Picayune, Miss.	84	Jay Wisner	WR	6-2	190	Sr.	Bozeman, Mont.
20	Corey Grant	RB	5-11	193	RFr.	Opelika, Ala.	85	Travante Stallworth	WR	5-9	190	Jr.	Leesville, La.
21	Eltoro Freeman	LB	5-11	221	Sr.	Alexander City, Ala.	86	Garrett Harper	WR	5-9	180	Fr.	Springdale, Ark.
21	Tre Mason	RB	5-10	190	Fr.	Lake Worth, Fla.	87	Sam Brown	WR	6-2	215	Sr.	Birmingham, Ala.
22	T'Sharvan Bell	DB	6-0	182	Jr.	Kissimmee, Fla.	89	Jaylon Denson	WR	6-3	197	Fr.	Hoover, Ala.
22	Mike Blakely	RB	5-9	206	Fr.	Bradenton, Fla.	90	Gabe Wright	DL	6-3	316	Fr.	Columbus, Ga.
23	Onterio McCalebb	RB	5-11	174	Jr.	Fort Meade, Fla.	91	Joel Bonomolo	DE	6-2	240	Jr.	Metairie, La.
24	Ryan Smith	DB	6-2	208	So.	Cordova, Ala.	92	Kenneth Carter	DT	6-4	290	So.	Greenville, Ala.
25	Daren Bates	LB	5-11	205	Jr.	Memphis, Tenn.	93	Ja'Brian Niles	DL	6-2	297	Fr.	Mobile, Ala.
26	Justin Garrett	LB	6-1	198	Fr.	Tucker, Ga.	94	Nosa Eguae	DE	6-3	258	So.	Mansfield, Texas
27	Robenson Therezie	DB	5-9	192	Fr.	Miami, Fla.	95	Dee Ford	DE	6-2	240	Jr.	Odenville, Ala.
28	Jonathan Rose	DB	6-2	178	Fr.	Leeds, Ala.	96	Devaunte Sigler	DL	6-3	263	Fr.	Mobile, Ala.
29	Chandler Brooks	K	6-1	173	Sr.	Huntsville, Ala.	98	Angelo Blackson	DL	6-4	325	Fr.	Bear, Del.
30	Steven Clark	P	6-5	226	So.	Kansas City, Mo.	99	Brian Walsh	DL	6-3	294	Fr.	Winter Springs, Fla.
30	Daniel Pond	LB	6-1	215	Fr.	Spanish Fort, Ala.							
31	Trent Fisher	DB	6-1	186	RFr.	Nashville, Tenn.							
32	Jermaine Whitehead	DB	5-11	183	Fr.	Greenwood, Miss.							
33	Chris Landrum	LB	6-3	235	Fr.	Sweet Water, Ala.							
35	Jonathan Evans	LB	5-11	225	Jr.	Prichard, Ala.							
36	Cody Parkey	K	6-0	190	So.	Jupiter, Fla.							
37	Ladarius Phillips	FB	6-0	291	RFr.	Roanoke, Ala.							
38	Jawara White	LB	6-2	230	RFr.	Troy, Ala.							
39	Ellis Smith	P	5-11	200	Fr.	LaGrange, Ga.							
40	Clay Finkelstein	LB	6-2	180	Fr.	Montgomery, Ala.							
40	Chris Humphries	FB	6-2	223	Sr.	Somerville, Ala.							
42	Chandler Shakespeare	RB	5-10	197	So.	Oxford, Ala.							
43	Philip Lutzenkirchen	TE	6-5	250	Jr.	Marietta, Ga.							
44	Anthony Swain	LB	6-2	205	Fr.	Gadsden, Ala.							
45	Keymiya Harrell	DE	6-4	225	Fr.	Plantersville, Ala.							
45	Davis Hooper	RB	5-11	215	Sr.	Montgomery, Ala.							
47	Jordan Spriggs	DB	5-9	194	RFr.	Mobile, Ala.							
47	Patrick Young	WR	6-4	185	Fr.	Trussville, Ala.							
48	Jake Drum	TE	6-5	253	Jr.	Hoover, Ala.							
49	Nathan Taylor	WR	5-10	178	Sr.	Fredericksburg, Va.							
50	Reese Dismukes	C	6-3	285	Fr.	Spanish Fort, Ala.							
51	Jacob Westrich	LB	6-1	218	RFr.	Huntsville, Ala.							
52	Justin Delaine	DE	6-5	238	RFr.	Linden, Ala.							
53	Jon-Morgan Poole	OL	6-4	275	Fr.	Valley, Ala.							
54	Jeffrey Whitaker	DT	6-4	312	So.	Warner Robins, Ga.							
55	Corey Lemonier	DE	6-4	228	So.	Hialeah, Fla.							
56	Ashton Richardson	LB	6-1	201	Sr.	New Orleans, La.							
57	Christian Westerman	OL	6-3	277	Fr.	Chandler, Ariz.							
58	Harris Gaston	LB	6-2	236	So.	Birmingham, Ala.							
59	Jake Lembke	DS	6-2	236	So.	New Lenox, Ill.							
60	Eric Mack	OL	6-4	330	RFr.	St. Matthews, S.C.							
61	Josh Harris	DS	6-1	224	Sr.	Carrollton, Ga.							

### Pronunciation Guide

94	<b>NOSA EGUAE</b>	No-suh E-gway
65	<b>TUNDE FARIYIKE</b>	Tune-Day Fa-ree-kay
14	<b>ERIQUE Florence</b>	E-ree-kay
10	<b>KIEHL Frazier</b>	Kyle
45	<b>KEYMIYA Harrell</b>	Ka-my-ah
55	<b>Corey LEMONIER</b>	Lemon-ear
43	<b>Philip LUTZENKIRCHEN</b>	Lutz-in-kir-ken
93	<b>JABRIAN Niles</b>	Ja-Brian
96	<b>DEVAUNTE Sigler</b>	De-Vaun-tay
85	<b>TRAVANTE Stallworth</b>	Tra-von-tay
27	<b>Robenson THEREZIE</b>	Tha-ree-zee
15	<b>NEIKO Thorpe</b>	Knee-ko
81	<b>C.J. UZOMAH</b>	You-zah-mah
38	<b>JAWARA White</b>	Ja-war-a



# 2011 Auburn Football Honors & Awards

---

## DAREN BATES

- ▶ Phil Steele Preseason All-SEC Fourth Team

## EMORY BLAKE

- ▶ Biletnikoff Award Watch List
- ▶ Coaches Preseason All-SEC Third Team

## MICHAEL DYER

- ▶ Maxwell Award Watch List
- ▶ Doak Walker Award Watch List
- ▶ Coaches Preseason All-SEC Second Team
- ▶ Sports Illustrated Preseason All-SEC Team
- ▶ Phil Steele Preseason All-SEC Second Team

## COREY LEMONIER

- ▶ Coaches Preseason All-SEC Third Team

## PHILIP LUTZENKIRCHEN

- ▶ Mackey Award Watch List
- ▶ Coaches Preseason All-SEC Third Team
- ▶ Sports Illustrated Preseason All-SEC Team
- ▶ Phil Steele Preseason All-SEC Third Team

## TRE MASON

- ▶ SEC Co-Freshman of the Week (9/5)

## ONTERRIO MCCALEBB

- ▶ Coaches Preseason All-SEC Third Team

## BRANDON MOSLEY

- ▶ Coaches Preseason All-SEC Second Team

## NEIKO THORPE

- ▶ Coaches Preseason All-SEC Third Team

# 2011 Season Stats

RECORD	OVERALL	HOME	AWAY	NEUTRAL
ALL GAMES	2-1	2-0	0-1	0-0
CONFERENCE	1-0	1-0	0-0	0-0
NON-CONFERENCE	1-1	1-0	0-1	0-0

DATE	OPPONENT	W/L	SCORE	ATTEND
09/03/2011	UTAH STATE	W	42-38	85,245
09/10/2011	MISSISSIPPI STATE*	W	41-34	87,451
09/17/2011	at Clemson	L	24-38	82,000
09/24/2011	FLORIDA ATLANTIC			
10/01/2011	at South Carolina*			
10/08/2011	at Arkansas*			
10/15/2011	FLORIDA*			
10/22/2011	at LSU*			
10/29/2011	OLE MISS*			
11/12/2011	at Georgia*			
11/19/2011	SAMFORD			
11/26/2011	ALABAMA*			

TEAM STATISTICS	AU	OPP
SCORING	107	110
Points Per Game	35.7	36.7
FIRST DOWNS	57	90
Rushing	27	45
Passing	25	42
Penalty	5	3
RUSHING YARDAGE	550	798
Yards gained rushing	615	860
Yards lost rushing	65	62
Rushing Attempts	104	166
Average Per Rush	5.3	4.8
Average Per Game	183.3	266.0
TDs Rushing	6	8
PASSING YARDAGE	630	805
Comp-Att-Int	46-72-2	73-107-1
Average Per Pass	8.8	7.5
Average Per Catch	13.7	11.0
Average Per Game	210.0	268.3
TDs Passing	6	5
TOTAL OFFENSE	1180	1603
Total Plays	176	273
Average Per Play	6.7	5.9
Average Per Game	393.3	534.3
KICK RETURNS: #-Yards	18-499	7-127
PUNT RETURNS: #-Yards	5-28	2-32
INT RETURNS: #-Yards	1-43	2-27
KICK RETURN AVERAGE	27.7	18.1
PUNT RETURN AVERAGE	5.6	16.0
INT RETURN AVERAGE	43.0	13.5
FUMBLES-LOST	2-0	3-1
PENALTIES-Yards	19-185	22-163
Average Per Game	61.7	54.3
PUNTS-Yards	17-735	12-528
Average Per Punt	43.2	44.0
Net punt average	41.4	41.7
TIME OF POSSESSION/Game	23:19	36:41
3RD-DOWN Conversions	12/34	35/55
3rd-Down Pct	35%	64%
4TH-DOWN Conversions	3/3	4/4
4th-Down Pct	100%	100%
SACKS BY-Yards	2-7	4-26
MISC YARDS	0	0
TOUCHDOWNS SCORED	14	14
FIELD GOALS-ATTEMPTS	3-3	4-4
ON-SIDE KICKS	1-1	0-0
RED-ZONE SCORES	(8-9) 89%	(14-16) 88%
RED-ZONE TOUCHDOWNS	(6-9) 67%	(10-16) 63%
PAT-ATTEMPTS	(14-14) 100%	(14-14) 100%
ATTENDANCE	172696	82000
Games/Avg Per Game	2/86348	1/82000
Neutral Site Games		0/0

SCORE BY QUARTERS	1st	2nd	3rd	4th	OT	Total
AUBURN	35	31	20	21		107
Opponents	28	38	20	24		110

RUSHING	GP	Att	Gain	Loss	Net	Avg	TD	Long	Avg/G
Michael Dyer	3	48	366	8	358	7.5	6	52	119.3
Onterio McCalebb	3	30	155	9	146	4.9	0	18	48.7
Tre Mason	3	8	36	5	31	3.9	0	15	10.3
Trovon Reed	3	3	20	0	20	6.7	0	10	6.7
Barrett Trotter	3	13	35	27	8	0.6	0	8	2.7
Kiehl Frazier	3	1	3	0	3	3.0	0	3	1.0
TEAM	1	1	0	16	-16	-16.0	0	0	-16.0
<b>Total</b>	<b>3</b>	<b>104</b>	<b>615</b>	<b>65</b>	<b>550</b>	<b>5.3</b>	<b>6</b>	<b>52</b>	<b>183.3</b>
<b>Opponents</b>	<b>3</b>	<b>166</b>	<b>860</b>	<b>62</b>	<b>798</b>	<b>4.8</b>	<b>8</b>	<b>43</b>	<b>266.0</b>

PASSING	G	Effic	Cmp-Att-Int	Pct	Yds	TD	Lng	Avg/G
Barrett Trotter	3	157.21	45-71-2	63.4	605	6	56	201.7
Clint Moseley	2	310.00	1-1-0	100.0	25	0	25	12.5
<b>Total</b>	<b>3</b>	<b>159.33</b>	<b>46-72-2</b>	<b>63.9</b>	<b>630</b>	<b>6</b>	<b>56</b>	<b>210.0</b>
<b>Opponents</b>	<b>3</b>	<b>144.97</b>	<b>73-107-1</b>	<b>68.2</b>	<b>805</b>	<b>5</b>	<b>65</b>	<b>268.3</b>

RECEIVING	G	No.	Yds	Avg	TD	Long	Avg/G
Emory Blake	3	11	239	21.7	3	56	79.7
Travante Stallworth	3	10	160	16.0	1	39	53.3
Onterio McCalebb	3	10	84	8.4	0	25	28.0
Trovon Reed	3	8	64	8.0	0	16	21.3
Philip Lutzenkirchen	3	5	40	8.0	2	15	13.3
DeAngelo Benton	3	1	41	41.0	0	41	13.7
Quindarius Carr	3	1	2	2.0	0	2	0.7
<b>Total</b>	<b>3</b>	<b>46</b>	<b>630</b>	<b>13.7</b>	<b>6</b>	<b>56</b>	<b>210.0</b>
<b>Opponents</b>	<b>3</b>	<b>73</b>	<b>805</b>	<b>11.0</b>	<b>5</b>	<b>65</b>	<b>268.3</b>

PUNT RETURNS	No.	Yds	Avg	TD	Long
Trovon Reed	5	28	5.6	0	9
<b>Total</b>	<b>5</b>	<b>28</b>	<b>5.6</b>	<b>0</b>	<b>9</b>
<b>Opponents</b>	<b>2</b>	<b>32</b>	<b>16.0</b>	<b>0</b>	<b>22</b>

INTERCEPTIONS	No.	Yds	Avg	TD	Long
Demetruce McNeal	1	43	43.0	1	43
<b>Total</b>	<b>1</b>	<b>43</b>	<b>43.0</b>	<b>1</b>	<b>43</b>
<b>Opponents</b>	<b>2</b>	<b>27</b>	<b>13.5</b>	<b>1</b>	<b>27</b>

KICK RETURNS	No.	Yds	Avg	TD	Long
Tre Mason	14	411	29.4	1	97
Quan Bray	2	55	27.5	0	33
Brandon Fulse	1	7	7.0	0	7
Onterio McCalebb	1	26	26.0	0	26
<b>Total</b>	<b>18</b>	<b>499</b>	<b>27.7</b>	<b>1</b>	<b>97</b>
<b>Opponents</b>	<b>7</b>	<b>127</b>	<b>18.1</b>	<b>0</b>	<b>24</b>

FUMBLE RETURNS	No.	Yds	Avg	TD	Long
<b>Total</b>	<b>0</b>	<b>0</b>	<b>0.0</b>	<b>0</b>	<b>0</b>
<b>Opponents</b>	<b>0</b>	<b>0</b>	<b>0.0</b>	<b>0</b>	<b>0</b>

SCORING	TD	FGs	PATs					Saf	Points
			Kick	Rush	Rcv	Pass	DXP		
Michael Dyer	6	0-0	0-0	0-0	0	0-0	0	0	36
Cody Parkey	0	3-3	14-14	0-0	0	0-0	0	0	23
Emory Blake	3	0-0	0-0	0-0	0	0-0	0	0	18
Philip Lutzenkirchen	2	0-0	0-0	0-0	0	0-0	0	0	12
Demetruce McNeal	1	0-0	0-0	0-0	0	0-0	0	0	6
Travante Stallworth	1	0-0	0-0	0-0	0	0-0	0	0	6
Tre Mason	1	0-0	0-0	0-0	0	0-0	0	0	6
<b>Total</b>	<b>14</b>	<b>3-3</b>	<b>14-14</b>	<b>0-0</b>	<b>0</b>	<b>0-0</b>	<b>0</b>	<b>0</b>	<b>107</b>
<b>Opponents</b>	<b>14</b>	<b>4-4</b>	<b>14-14</b>	<b>0-0</b>	<b>0</b>	<b>0-0</b>	<b>0</b>	<b>0</b>	<b>110</b>

# 2011 Season Stats

TOTAL OFFENSE	G	Plays	Rush	Pass	Total	Avg/G
Barrett Trotter	3	84	8	605	613	204.3
Michael Dyer	3	48	358	0	358	119.3
Onterio McCalebb	3	30	146	0	146	48.7
Tre Mason	3	8	31	0	31	10.3
Clint Moseley	2	1	0	25	25	12.5
Trovon Reed	3	3	20	0	20	6.7
Kiehl Frazier	3	1	3	0	3	1.0
TEAM	1	1	-16	0	-16	-16.0
<b>Total</b>	<b>3</b>	<b>176</b>	<b>550</b>	<b>630</b>	<b>1180</b>	<b>393.3</b>
<b>Opponents</b>	<b>3</b>	<b>273</b>	<b>798</b>	<b>805</b>	<b>1603</b>	<b>534.3</b>

FIELD GOALS	FGM-FGA	Pct	01-19	20-29	30-39	40-49	50-99	Lg	Blk
Cody Parkey	3-3	100.0	0-0	0-0	2-2	1-1	0-0	43	0

FG SEQUENCE	Auburn	OPPONENTS
Utah State	-	(34)
Mississippi State	(43), (37)	(27), (32)
Clemson	(38)	(38)
Florida Atlantic		
South Carolina		
Arkansas		
Florida		
LSU		
Ole Miss		
Georgia		
Samford		
Alabama		

Numbers in (parentheses) indicate field goal was made.

PUNTING	No.	Yds	Avg	Long	TB	FC	I20	Blkd
Steven Clark	17	735	43.2	58	0	7	9	0
<b>Total</b>	<b>17</b>	<b>735</b>	<b>43.2</b>	<b>58</b>	<b>0</b>	<b>7</b>	<b>9</b>	<b>0</b>
<b>Opponents</b>	<b>12</b>	<b>528</b>	<b>44.0</b>	<b>60</b>	<b>0</b>	<b>3</b>	<b>3</b>	<b>0</b>

KICKOFFS	No.	Yds	Avg	TB	OB	Retn	Net	YdLn
Cody Parkey	19	1321	69.5	12	0			
<b>Total</b>	<b>19</b>	<b>1321</b>	<b>69.5</b>	<b>12</b>	<b>0</b>	<b>127</b>	<b>50.2</b>	<b>19</b>
<b>Opponents</b>	<b>21</b>	<b>1345</b>	<b>64.0</b>	<b>2</b>	<b>1</b>	<b>499</b>	<b>38.4</b>	<b>31</b>

ALL PURPOSE	G	Rush	Rec	PR	KOR	IR	Tot	Avg/G
Tre Mason	3	31	0	0	411	0	442	147.3
Michael Dyer	3	358	0	0	0	0	358	119.3
Onterio McCalebb	3	146	84	0	26	0	256	85.3
Emory Blake	3	0	239	0	0	0	239	79.7
Travante Stallworth	3	0	160	0	0	0	160	53.3
Trovon Reed	3	20	64	28	0	0	112	37.3
Quan Bray	3	0	0	0	55	0	55	18.3
Demetruce McNeal	3	0	0	0	0	43	43	14.3
DeAngelo Benton	3	0	41	0	0	0	41	13.7
Lutzenkirchen	3	0	40	0	0	0	40	13.3
Barrett Trotter	3	8	0	0	0	0	8	2.7
Brandon Fulse	3	0	0	0	7	0	7	2.3
Kiehl Frazier	3	3	0	0	0	0	3	1.0
Quindarius Carr	3	0	2	0	0	0	2	0.7
TEAM	1	-16	0	0	0	0	-16	-16.0
<b>Total</b>	<b>3</b>	<b>550</b>	<b>630</b>	<b>28</b>	<b>499</b>	<b>43</b>	<b>1750</b>	<b>583.3</b>
<b>Opponents</b>	<b>3</b>	<b>798</b>	<b>805</b>	<b>32</b>	<b>127</b>	<b>27</b>	<b>1789</b>	<b>596.3</b>

# 2011 Season Stats

## Defensive Statistics

DEFENSIVE LEADERS	GP	Tackles			TFL/Yds	Sacks  No-Yards	Pass Def			QBH	Fumbles		Blkd Kick	Saf
		Solo	Ast	Total			Int-Yds	BrUp	Rcv-Yds		FF			
15 Neiko Thorpe	.3	19	17	36	0.5-1	.	.	.	.	.	1-0	.	.	
25 Daren Bates	.3	14	15	29	1.5-4	.	.	.	.	.	.	.	.	
12 Demetruce McNeal	.3	13	11	24	1.0-4	.	1-43	1	.	.	1	.	.	
5 Jake Holland	.3	13	10	23	2.5-7	.	.	1	2	.	.	.	.	
22 T'Sharvan Bell	.3	17	3	20	.	.	.	1	.	.	.	.	.	
11 Chris Davis	.3	12	5	17	.	.	.	1	.	.	.	.	.	
94 Nosa Eguae	.3	11	6	17	3.0-4	.	.	.	4	.	.	.	.	
35 Jonathon Evans	.2	7	8	15	.	.	.	.	.	.	.	.	.	
19 Ryan White	.3	8	3	11	.	.	.	2	.	.	.	.	.	
92 Kenneth Carter	.3	6	5	11	.	.	.	.	.	.	.	.	.	
55 Corey Lemonier	.3	4	4	8	2.0-6	1.0-4	.	.	3	.	1	.	.	
6 Jonathon Mincy	.3	7	1	8	.	.	.	.	.	.	.	.	.	
95 Dee Ford	.3	6	1	7	2.0-4	1.0-3	.	.	4	.	.	.	.	
21 Eltoro Freeman	.2	1	5	6	0.5-3	.	.	.	.	.	.	.	.	
13 Craig Sanders	.3	3	2	5	2.0-9	.	.	.	.	.	.	.	.	
96 Devaunte Sigler	.3	3	2	5	.	.	.	.	.	.	.	.	.	
54 Jeffrey Whitaker	.3	2	3	5	0.5-1	.	.	.	1	.	.	.	.	
24 Ryan Smith	.3	3	1	4	.	.	.	.	.	.	.	.	.	
98 Angelo Blackson	.3	2	2	4	1.5-3	.	.	.	.	.	.	.	.	
14 Erique Florence	.3	3	1	4	.	.	.	.	.	.	1	.	.	
32 Jermaine Whitehead	.3	2	1	3	.	.	.	.	.	.	.	.	.	
58 Harris Gaston	.3	1	2	3	.	.	.	.	.	.	.	.	.	
52 Justin Delaine	.2	.	2	2	0.5-1	.	.	.	.	.	.	.	.	
61 Josh Harris	.3	1	1	2	.	.	.	.	.	.	.	.	.	
38 Jawara White	.2	.	2	2	.	.	.	.	.	.	.	.	.	
26 Justin Garrett	.3	2	.	2	.	.	.	.	.	.	.	.	.	
74 Jamar Travis	.3	1	1	2	1.0-1	.	.	.	1	.	.	.	.	
27 R. Therezie	.3	1	1	2	.	.	.	.	.	.	.	.	.	
10 LaDarius Owens	.1	.	1	1	.	.	.	.	.	.	.	.	.	
90 Gabe Wright	.3	1	.	1	.	.	.	.	.	.	.	.	.	
16 Ikeem Means	.3	.	1	1	.	.	.	.	.	.	.	.	.	
24 Ryan Smith	.2	1	.	1	.	.	.	.	.	.	.	.	.	
<b>Total</b>	<b>.2</b>	<b>103</b>	<b>93</b>	<b>196</b>	<b>16-44</b>	<b>2-7</b>	<b>1-43</b>	<b>3</b>	<b>15</b>	<b>.</b>	<b>2</b>	<b>.</b>	<b>.</b>	
<b>Opponents</b>	<b>.2</b>	<b>81</b>	<b>36</b>	<b>117</b>	<b>14.0-47</b>	<b>3-25</b>	<b>1-27</b>	<b>3</b>	<b>7</b>	<b>.</b>	<b>1</b>	<b>.</b>	<b>.</b>	

## Special Teams Tackles

SPECIAL TEAMS	Tackles		
	Solo	Ast	Total
22 T'Sharvan Bell	2	0	2
61 Josh Harris	1	1	2
27 Robensen Therezie	1	1	2
35 Jonathon Evans	1	0	1
16 Ikeem Means	0	1	1
13 Craig Sanders	1	0	1
15 Neiko Thorpe	0	1	1
74 Jamar Travis	0	1	1
38 Jawara White	0	1	1

# 2011 Miscellaneous Stats

Plays	Yards	TOP	Qtr	Scoring Play
<b>UTAH STATE</b>				
3	61	1:31	1	E. Blake 56-yard pass from B. Trotter
-	-	---	2	T. Mason 97-yard kickoff return
11	65	3:46	3	M. Dyer 11-yard run
7	72	2:55	3	T. Stallworth 39-yard pass from B. Trotter
8	56	1:37	4	P. Lutzenkirchen 15-yard pass from B. Trotter
8	55	2:45	4	M. Dyer 1-yard run
<b>MISSISSIPPI STATE</b>				
4	36	0:58	1	M. dyer 35-yard run
-	-	---	1	D. McNeal 43-yard interception return
5	54	1:59	2	E. Blake 46-yard pass from B. Trotter
6	59	1:50	2	M. Dyer 2-yard run
5	54	0:35	2	C. Parkey 43-yard field goal
6	30	2:47	3	C. Parkey 37-yard field goal
10	92	4:22	4	P. Lutzenkirchen 10-yard pass from B. Trotter
<b>CLEMSON</b>				
2	69	0:25	1	M. dyer 52-yard run
6	54	2:03	1	E. Blake 36-yard pass from B. Trotter
16	90	5:57	2	M. Dyer 1-yard run
8	62	3:01	3	C. Parkey 38-yard field goal

Average Scoring Drive: Plays: 6.2 Yards: 53.5 Time: 2:07

## Miscellaneous Statistics

### Average Time of Possession (by Quarter)

	1	2	3	4	Total
AUBURN	6:15	6:13	7:06	3:44	23:19
Opponents	8:44	8:46	7:54	11:16	36:41

### Third Down Conversions (by Quarter)

	1	2	3	4/OT	Total
AUBURN	4-12	4-7	2-9	2-6	12-34
<b>Pct.</b>	<b>33.3</b>	<b>57.1</b>	<b>22.2</b>	<b>33.3</b>	<b>35.3</b>
Opponents	6-13	10-15	7-11	12-16	35-55
<b>Pct.</b>	<b>46.2</b>	<b>66.7</b>	<b>63.6</b>	<b>75.0</b>	<b>63.6</b>

### Third Down Conversions (by Yardage)

Yards to go	1-3	4-6	7-10	11+	Total
AUBURN	7 of 13	1 of 7	1 of 6	3 of 7	12 of 34
<b>Pct.</b>	<b>53.8</b>	<b>14.3</b>	<b>16.7</b>	<b>42.9</b>	<b>35.3</b>
Opponents	13 of 15	12 of 17	8 of 19	3 of 6	35 of 55
<b>Pct.</b>	<b>86.7</b>	<b>70.6</b>	<b>42.1</b>	<b>50.0</b>	<b>63.6</b>

### Turnovers

Takeaways — 2, Giveaways — 2  
 Difference — Even  
 Points Off TOs — AU 10, Opp. 7  
 Points Off TOs/Game — AU 3.3, Opp. 2.3

### Kickoffs

Kickoffs — 19  
 Parkey — 19 KO, 12 TB, 0 OB  
 Touchbacks — 12  
 Out of Bounds — 0  
 Opp. Returns — 7 for 127 yards (18.1)  
 On-side kicks — 1-for-1

### Red Zone

AU Scores/Times in Red Zone: 8/9 (.889)  
 AU TDs/Times in Red Zone: 6/9 (.667)  
 Scores (8): 6 TD, 2 FG  
 Non-Scores (1): 0 Half, 0 FGA, 1 INT, 0 Downs, 0 Half  
 Opp. Scores/Times in Red Zone: 14/16 (.875)  
 Opp. TDs/Times in Red Zone: 10/16 (.625)  
 Scores (9): 10 TD, 4 FG  
 Non-Scores (1): 0 INT, 0 FGA, 0 Fumble, 0 Downs, 2 Half

# 2011 Game-By-Game Team Stats

Game	Score	First Downs		Rushing No-Yds-TD	Passing			Total Off. Pl-Yds	Punts No-Avg	Fum. F/L	Penalties No-Yds	3rd Dns	Time of Poss
		Tot	Ru-Pa-Pe		C-A-I	Yds	TD						
Utah State	38	27	14-12-1	53-227-5	22-31-0	221	0	84-448	3-50.0	0/0	6-38	10-17	37:41
at Auburn	42	17	6-11-0	30-78-2	18-24-0	286	3	54-364	4-43.5	1/0	7-60	3-9	22:19
Mississippi State	34	31	19-11-1	63-333-2	21-34-1	198	1	97-531	6-240	2/0	10-75	11-20	36:07
at Auburn	41	21	12-6-3	36-235-2	16-23-1	146	2	59-381	6-274	1/0	7-85	4-12	23:53
at Clemson	38	32	12-19-1	50-239-1	30-42-0	386	4	92-624	3-138	1/1	6-50	14-18	36:15
Auburn	24	19	9-8-2	38-237-2	12-25-1	198	1	63-435	6-248	0/0	5-40	5-13	23:45
Florida Atlantic													
at Auburn													
at South Carolina													
Auburn													
at Arkansas													
Auburn													
Florida													
at Auburn													
at LSU													
Auburn													
Ole Miss													
at Auburn													
at Georgia													
Auburn													
Samford													
at Auburn													
Alabama													
at Auburn													

## 2011 Starting Lineups Offense

	WR	WR	LT	LG	C	RG	RT	WR	HB	QB	RB
UTAH STATE	Carr	Stallworth	Mosley	Cooper	Dismukes	Sullen	Slade	Morgan (RB)	Lutzenkirchen	Trotter	McCalebb
MISSISSIPPI STATE	Carr	Stallworth	Mosley	Cooper	Dismukes	Slade	Greene	Blake	Lutzenkirchen	Trotter	McCalebb
at Clemson	Carr	Reed	Mosley	Cooper	Dismukes	Sullen	Greene	Blake	Lutzenkirchen	Trotter	McCalebb
FLORIDA ATLANTIC											
at South Carolina											
at Arkansas											
FLORIDA											
at LSU											
OLE MISS											
at Georgia											
SAMFORD											
ALABAMA											

## Defense

	LE	DT	DT	RE	LB/CB	LB	LB	CB	S	S	CB
UTAH STATE	Lemonier	Whitaker	Carter	Eguae	Evans	Holland	Bates	Davis	Thorpe	McNeal	Bell
MISSISSIPPI STATE	Lemonier	Whitaker	Carter	Eguae	Davis	Holland	Bates	White	Thorpe	McNeal	Bell
at Clemson	Lemonier	Whitaker	Carter	Eguae	Davis	Holland	Bates	White	Thorpe	McNeal	Bell
FLORIDA ATLANTIC											
at South Carolina											
at Arkansas											
FLORIDA											
at LSU											
OLE MISS											
at Georgia											
SAMFORD											
ALABAMA											

# 2011 Game-By-Game Individual Stats

## Rushing

<u>No.-Yds, TD</u>	<u>#5 Dyer</u>	<u>#10 Frazier</u>	<u>#21 Mason</u>	<u>#23 McCalebb</u>	<u>#1 Reed</u>	<u>#14 Trotter</u>
UTAH STATE	14-57, 2	---	1-2, 0	9-44, 0	---	5--9, 0
MISSISSIPPI STATE	18-150, 2	---	3-14, 0	11-68, 0	---	4-11, 0
at Clemson	16-151, 2	1-3, 0	4-15, 0	10-34, 0	3-20, 0	4-14, 0
FLORIDA ATLANTIC						
at South Carolina						
at Arkansas						
FLORIDA						
at LSU						
OLE MISS						
at Georgia						
SAMFORD						
ALABAMA						

## Receiving

<u>No.-Yds, TD</u>	<u>#3 Benton</u>	<u>#80 Blake</u>	<u>#9 Carr</u>	<u>#43 Lutzenkirchen</u>	<u>#23 McCalebb</u>	<u>#1 Reed</u>	<u>#85 Stallworth</u>
UTAH STATE	---	3-95, 1	---	2-22, 1	5-43, 0	4-33, 0	4-93, 1
MISSISSIPPI STATE	---	7-108, 1	---	3-18, 1	4-24, 0	1-0, 0	1, -4, 0
at Clemson	1-41, 0	1-36, 1	1-2, 0	---	1-17, 0	3-31, 0	5-71, 0
FLORIDA ATLANTIC							
at South Carolina							
at Arkansas							
FLORIDA							
at LSU							
OLE MISS							
at Georgia							
SAMFORD							
ALABAMA							

## Passing

<u>C-A-Yds-Int, TD</u>	<u>#14 Trotter</u>	<u>#15 Moseley</u>
UTAH STATE STATE	17-23-261-0, 3	1-1-25-0, 0
MISSISSIPPI STATE	16-23-146-1, 2	--
at Clemson	12-25-198-1, 1	--
FLORIDA ATLANTIC		
at South Carolina		
at Arkansas		
FLORIDA		
at LSU		
OLE MISS		
at Georgia		
SAMFORD		
ALABAMA		

## Field Goals

<u>Made. (Missed)</u>	<u>#36 Parkey</u>
UTAH STATE	--
MISSISSIPPI STATE	43, 37
at Clemson	38
FLORIDA ATLANTIC	
at South Carolina	
at Arkansas	
FLORIDA	
at LSU	
OLE MISS	
at Georgia	
SAMFORD	
ALABAMA	

## Punting

<u>No.-Avg. In 20</u>	<u>#30 Clark</u>
UTAH STATE	5-42.6, 1
MISSISSIPPI STATE	6-45.7, 4
at Clemson	6-41.3, 4
FLORIDA ATLANTIC	
at South Carolina	
at Arkansas	
FLORIDA	
at LSU	
OLE MISS	
at Georgia	
SAMFORD	
ALABAMA	

# 2011 Game-By-Game Individual Stats

## Defensive Linemen

<u>Solo+Ast=Total</u>	<u>#92 Carter</u>	<u>#94 Equae</u>	<u>#95 Ford</u>	<u>#55 Lemonier</u>	<u>#10 Owens</u>	<u>#13 Sanders</u>	<u>#74 Travis</u>	<u>#54 Whitaker</u>
UTAH STATE	3+2=5	0+3=3	3+0=3	1+2=3	---	1+1=2	1+0=1	0+2=2
MISSISSIPPI STATE	3+1=4	6+3=9	2+1=3	3+2=5	0+1=1	2+1=3	0+1=1	2+1=3
at Clemson	0+2=2	5+0=5	1+0=1	---	---	---	---	---
FLORIDA ATLANTIC								
at South Carolina								
at Arkansas								
FLORIDA								
at LSU								
OLE MISS								
at Georgia								
SAMFORD								
ALABAMA								

## Linebackers

<u>Solo+Ast=Total</u>	<u>#25 Bates</u>	<u>#35 Evans</u>	<u>#21 Freeman</u>	<u>#26 Garrett</u>	<u>#58 Gaston</u>	<u>#5 Holland</u>	<u>#38 White</u>
UTAH STATE	4+3=7	7+7=14	---	1+0=1	1+2=3	4+7=11	0+1=1
MISSISSIPPI STATE	4+8=12	0+1=1	1+3=4	---	---	4+1=5	0+1=1
at Clemson	6+4=10	---	0+2=2	1+0=1	---	5+2=7	---
FLORIDA ATLANTIC							
at South Carolina							
at Arkansas							
FLORIDA							
at LSU							
OLE MISS							
at Georgia							
SAMFORD							
ALABAMA							

## Defensive Backs

<u>Solo+Ast=Total</u>	<u>#22 Bell</u>	<u>#11 Davis</u>	<u>#14 Florence</u>	<u>#12 McNeal</u>	<u>#6 Mincy</u>	<u>#24 Smith</u>	<u>#15 Thorpe</u>	<u>#19 White</u>
UTAH STATE	4+0=4	3+3=6	0+1=1	1+7=8	---	---	7+2=9	1+1=2
MISSISSIPPI STATE	6+2=8	5+2=7	2+0=2	5+3=8	3+0=3	1+0=1	4+7=11	4+0=4
at Clemson	7+1=8	4+0=4	1+0=1	7+1=8	4+1=5	2+1=3	8+8=16	3+2=5
FLORIDA ATLANTIC								
at South Carolina								
at Arkansas								
FLORIDA								
at LSU								
OLE MISS								
at Georgia								
SAMFORD								
ALABAMA								

## Others

<u>Solo+Ast=Total</u>	<u>#98 Blackson</u>	<u>#52 Delaine</u>	<u>#61 Harris</u>	<u>#16 Means</u>	<u>#96 Sigler</u>	<u>#27 Therezie</u>	<u>#3 Whitehead</u>	<u>#90 Wright</u>
UTAH STATE	1+2=3	0+2=2	1+0=1	---	0+1=1	---	---	---
MISSISSIPPI STATE	---	---	0+1=1	0+1=1	2+1=3	0+1=1	0+1=1	---
at Clemson	1+0=1	---	---	---	1+0=1	1+0=1	2+0=2	1+0=1
FLORIDA ATLANTIC								
at South Carolina								
at Arkansas								
FLORIDA								
at LSU								
OLE MISS								
at Georgia								
SAMFORD								
ALABAMA								



# 2011 Player Participation

Player	Pos.	2011 Games Played	2011 Starts	Career Games Played	Career Starts	Consec. Career Starts
Daren Bates	LB	3	3	28	25	3
T'Sharvan Bell	DB	3	3	27	6	5
DeAngelo Benton	WR	3	-	24	-	-
Angelo Blackson	DL	3	-	3	-	-
Emory Blake	WR	3	2	28	9	2
Chandler Brooks	K	2	-	2	-	-
Blake Burgess	OL	3	-	17	-	-
Quan Bray	WR	3	-	3	-	-
Quindarius Carr	WR	3	3	42	6	3
Kenneth Carter	DL	3	3	11	3	3
Steven Clark	P	3	-	8	-	-
Drew Cole	DB	-	-	25	-	-
Jared Cooper	OL	3	3	36	3	3
Chris Davis	DB	3	3	17	3	3
Justin Delaine	DE	1	-	1	-	-
Jaylon Denson	WR	3	-	3	-	-
Reese Dismukes	OL	3	3	3	3	3
Michael Dyer	RB	3	-	17	8	-
Nosa Eguae	DE	3	3	17	14	14
Jonathan Evans	LB	2	1	28	3	-
Tunde Fariyike	OL	3	-	3	-	-
Trent Fisher	DB	3	-	3	-	-
Erique Florence	DB	3	-	3	-	-
Dee Ford	DE	3	-	29	1	-
Kiehl Frazier	QB	2	-	2	-	-
Eltoro Freeman	LB	2	-	23	12	-
Brandon Fulse	TE	3	-	3	-	-
Justin Garrett	LB	3	-	3	-	-
Harris Gaston	LB	3	-	16	-	-
A.J. Greene	OL	3	2	9	5	2
Josh Harris	DS	3	-	30	-	-
Jake Holland	LB	3	3	12	3	3
Davis Hooper	RB	-	-	6	-	-
Chris Humphries	DL	3	-	23	-	-
Corey Lemonier	DE	3	3	17	4	3
Philip Lutzenkirchen	TE	3	3	29	8	4
Eric Mack	OL	1	-	1	-	-
Tre Mason	RB	3	-	3	-	-
Onterio McCalebb	RB	3	3	28	9	4
Demetruce McNeal	DB	3	3	16	3	3
Ikeem Means	DB	3	-	29	-	-
Jonathan Mincy	DB	3	-	3	-	-
Anthony Morgan	RB	3	1	23	1	-
Clint Moseley	QB	2	-	3	-	-
Brandon Mosley	OL	3	3	17	14	14
Jabrian Niles	DL	1	-	1	-	-
LaDarius Owens	DE	1	-	1	-	-
Cody Parkey	K	3	-	10	-	-
Ladarious Phillips	RB	1	-	1	-	-
Trovon Reed	WR	3	1	4	1	1
Ashton Richardson	LB	-	-	18	-	-
Craig Sanders	DE	3	-	16	-	-
Devaunte Sigler	DL	3	-	3	-	-
Chad Slade	OL	3	2	3	2	-
Ryan Smith	DB	3	-	17	-	-
Travante Stallworth	WR	3	2	18	2	-
John Sullen	OL	3	2	29	3	1
Robenson Therezie	DB	3	-	3	-	-
Neiko Thorpe	S	3	3	41	30	12
Jamar Travis	DL	3	-	27	-	-
Barrett Trotter	QB	3	3	8	3	3

Player	Pos.	2011 Games Played	2011 Starts	Career Games Played	Career Starts	Consec. Career Starts
C.J. Uzomah	WR	3	-	3	-	-
Jeffrey Whitaker	DL	3	3	17	3	3
Jawara White	LB	2	-	2	-	-
Ryan White	DB	3	2	10	2	2
Jermaine Whitehead	DB	3	-	3	-	-
Jay Wisner	WR	2	-	19	2	-
Gabe Wright	DL	2	-	2	-	-

### Top Ten Career Games Played (Active)

1. Quindarius Carr	42
2. Neiko Thorpe	41
3. Jared Cooper	36
4. Josh Harris	30
5. Dee Ford	29
Philip Lutzenkirchen	29
Ikeem Means	29
John Sullen	29
9. Jonathan Evans	28
Daren Bates	28
Emory Blake	28
Onterio McCalebb	28

### Top Ten Career Games Started (Active)

1. Neiko Thorpe	30
2. Daren Bates	25
3. Nosa Eguae	14
Brandon Mosley	14
5. Eltoro Freeman	12
6. Onterio McCalebb	9
Emory Blake	9
8. Michael Dyer	8
Philip Lutzenkirchen	8
10. T'Sharvan Bell	6
Quindarius Carr	6

### Top Five Consecutive Starts (Active)

1. Nosa Eguae	14
Brandon Mosley	14
3. Neiko Thorpe	12
4. T'Sharvan Bell	5
5. Philip Lutzenkirchen	4
Onterio McCalebb	4

# 2011 Superlatives

## Auburn Team Superlatives

Points Scored	.42	vs. Utah State (9/3)
Low	.24	at Clemson (9/17)
First Downs	.21	vs. Mississippi State (9/10)
Low	.17	vs. Utah State (9/3)
Rushing Plays	.36	vs. Mississippi State (9/10)
Low	.30	vs. Utah State (9/3)
Net Rushing Yards	.235	vs. Mississippi State (9/10)
Low	.78	vs. Utah State (9/3)
Passes Attempted	.25	at Clemson (9/17)
Low	.23	vs. Mississippi State (9/10)
Passes Completed	.18	vs. Utah State (9/3)
Low	.12	at Clemson (9/17)
Had Intercepted	.1	vs. Mississippi State (9/10)
Low	.1	at Clemson (9/17)
Net Passing Yards	.286	vs. Utah State (9/3)
Low	.146	vs. Mississippi State (9/10)
Total Offensive Plays	.59	vs. Mississippi State (9/10)
Low	.54	vs. Utah State (9/3)
Total Net Offense	.435	at Clemson (9/17)
Low	.364	vs. Utah State (9/3)
Fumbles	.1	twice, last vs. MSU (9/10)
Low	.1	twice, last vs. MSU (9/10)
Fumbles Lost	.0	twice, last vs. MSU (9/10)
Low	.0	twice, last vs. MSU (9/10)
Penalties	.7	twice, last vs. MSU (9/10)
Low	.5	at Clemson (9/17)
Penalty Yards	.85	vs. Mississippi State (9/10)
Low	.40	at Clemson (9/17)

## Auburn Individual Superlatives

Rushes	.18	Michael Dyer vs Mississippi State (9/10)
Yards Rushing	.151	Michael Dyer at Clemson (9/17)
TD Rushes	.2	3 times, last by Dyer at Clemson (9/17)
Long Rush	.52	twice, last by Dyer at Clemson (9/17)
Pass attempts	.25	Barrett Trotter at Clemson (9/17)
Pass completions	.17	Barrett Trotter vs Utah State (9/3)
Yards Passing	.261	Barrett Trotter vs Utah State (9/3)
TD Passes	.3	Barrett Trotter vs Utah State (9/3)
Long Pass	.56	Barrett Trotter vs Utah State (9/3)
Receptions	.7	Emory Blake vs Mississippi State (9/10)
Yards Receiving	.108	Emory Blake vs Mississippi State (9/10)
TD Receptions	.1	by four players on six occasions last by Emory Blake at Clemson (9/17)
Long Reception	.56	Emory Blake vs Utah State (9/3)
Field Goals	.2	Cody Parkey vs Mississippi State (9/10)
Long Field Goal	.43	Cody Parkey vs Mississippi State (9/10)
Punts	.6	twice, last by Clark at Clemson (9/17)
Punting Avg	.45.7	Steven Clark vs Mississippi State (9/10)
Long Punt	.58	Steven Clark vs Mississippi State (9/10)
Punts inside 20	.4	twice, last by Clark at Clemson (9/17)
Long Punt Return	.9	twice, last by Reed vs MSU (9/10)
Long Kickoff Return	.97	Tre Mason vs Utah State (9/3)
Tackles	.16	Neiko Thorpe at Clemson (9/17)
Sacks	.1.0	twice, last by Lemonier vs MSU (9/10)
Tackles For Loss	.2.0	twice, last by Lemonier vs MSU (9/10)
Interceptions	.1	D. McNeal vs Mississippi State (9/10)
Interception Yards	.43 yards	Demetruce McNeal vs. MSU (9/10)

## Auburn Individual Long Plays

Rushing	.52	twice, last by Dyer at Clemson (9/17)
Passing	.56	by Barrett Trotter vs. Utah State (9/3)
Receiving	.56	by Emory Blake vs. Utah State (9/3)
Field Goal	.43	by Cody Parkey vs. MSU (9/10)
Punt	.58	by Stephen Clark vs. MSU (9/10)
Punt Return	.9	by Trovon Reed vs. MSU (9/10)
Kickoff Return	.97	by Tre Mason vs. Utah State (9/3)
Interception Return	.43	by Demetruce McNeal vs. MSU (9/10)

## Opponent Team Superlatives

Points Scored	.38	twice, last by Clemson (9/17)
Low	.34	by Mississippi State (9/10)
First Downs	.32	by Clemson (9/17)
Low	.27	by Utah State (9/3)
Rushing Plays	.63	by Mississippi State (9/10)
Low	.53	by Utah State (9/3)
Net Rushing Yards	.333	by Mississippi State (9/10)
Low	.227	by Utah State (9/3)
Passes Attempted	.42	by Clemson (9/17)
Low	.31	by Utah State (9/3)
Passes Completed	.30	by Clemson (9/17)
Low	.21	by Mississippi State (9/10)
Had Intercepted	.1	by Mississippi State (9/10)
Low	.0	twice, last by Clemson (9/17)
Net Passing Yards	.386	by Clemson (9/17)
Low	.198	by Mississippi State (9/10)
Total Offensive Plays	.97	by Mississippi State (9/10)
Low	.84	by Utah State (9/3)
Total Net Offense	.624	by Clemson (9/17)
Low	.448	by Utah State (9/3)
Fumbles	.2	by Mississippi State (9/10)
Low	.0	by Utah State (9/3)
Fumbles Lost	.1	by Clemson (9/17)
Low	.0	twice, last by MSU (9/10)
Penalties	.10	by Mississippi State (9/10)
Low	.6	twice, last by Clemson (9/17)
Penalty Yards	.75	by Mississippi State (9/10)
Low	.38	by Utah State (9/3)

## Opponent Individual Superlatives

Rushes	.27	Chris Relf of Mississippi State (9/10)
Yards Rushing	.135	Vick Ballard of Mississippi State (9/10)
TD Rushes	.2	Robert Turbin of Utah State (9/3)
		Chuckie Keeton of Utah State (9/3)
Long Rush	.43	K. Williams of Utah State (9/3)
Pass attempts	.42	Tajh Boyd of Clemson (9/17)
Pass completions	.30	Tajh Boyd of Clemson (9/17)
Yards Passing	.386	Tajh Boyd of Clemson (9/17)
TD Passes	.4	Tajh Boyd of Clemson (9/17)
Long Pass	.65	Tajh Boyd of Clemson (9/17)
Receptions	.10	Sammy Watkins of Clemson (9/17)
Yards Receiving	.155	Sammy Watkins of Clemson (9/17)
TD Receptions	.2	Sammy Watkins of Clemson (9/17)
Long Reception	.65	Sammy Watkins of Clemson (9/17)
Field Goals	.2	D. DePasquale, vs Mississippi State (9/10)
Long Field Goal	.38	C. Catanzaro of Clemson (9/17) (9/17)
Punts	.6	B. Swedenburg, vs Mississippi State (9/10)
Punting Avg	.50.0	Tyler Bennett of Utah State (9/3)
Long Punt	.60	Tyler Bennett of Utah State (9/3)
Punts inside 20	.2	B. Swedenburg, vs Mississippi State (9/10)
Long Punt Return	.22	Johnthan Banks, vs Mississippi State (9/10)
Long Kickoff Return	.24	K. Williams of Utah State (9/3)
Tackles	.14	C. Lawrence, vs Mississippi State (9/10)
Sacks	.1.0	on 4 occasions, last by Andre Branch of Clemson (9/17)
Tackles For Loss	.3.5	C. Lawrence, vs Mississippi State (9/10)
Interceptions	.1	Johnthan Banks, vs Mississippi State (9/10)
		Coty Sensabaugh of Clemson (9/17)

## Opponent Individual Long Plays

Rushing	.43	by Kerwynn Williams of Utah State (9/3)
Passing	.65	by Tajh Boyd of Clemson (9/17)
Receiving	.65	by Sammy Watkins of Clemson (9/17)
Field Goal	.38	by Chandler Catanzaro of Clemson (9/17)
Punt	.60	by Tyler Bennett of Utah State (9/3)
Punt Return	.22	by Jonathan Banks of MSU (9/10)
Kickoff Return	.24	by Kerwynn Williams of Utah State (9/3)
Interception Return	.27	by Jonathan Banks of MSU (9/10)

# 2011 Plays of 20+ Yards

Yards	Type	Player(s)	Opponent	Qtr.
56 (TD)	pass	Emory Blake from Barrett Trotter	Utah State	1st
52	rush	Michael Dyer	Mississippi State	3rd
52 (TD)	rush	Michael Dyer	Clemson	1st
46 (TD)	pass	Emory Blake from Barrett Trotter	Mississippi State	2nd
45	rush	Michael Dyer	Clemson	3rd
41	pass	DeAngelo Benton from Barrett Trotter	Clemson	4th
39 (TD)	pass	Travante Stallworth from Barrett Trotter	Utah State	3rd
36 (TD)	pass	Emory Blake from Barrett Trotter	Clemson	1st
35 (TD)	rush	Michael Dyer	Mississippi State	1st
26	pass	Travante Stallworth from Barrett Trotter	Utah State	4th
25	pass	Onterio McCalebb from Clint Moseley	Utah State	3rd
23	pass	Emory Blake from Barrett Trotter	Mississippi State	2nd
22	pass	Emory Blake from Barrett Trotter	Mississippi State	2nd
21	pass	Emory Blake from Barrett Trotter	Utah State	4th
20	pass	Travante Stallworth from Barrett Trotter	Clemson	2nd

## Play Breakdown

### BY PLAY

Pass.....	11
Run .....	4

### BY GAME

Utah State .....	5
Mississippi State .....	5
at Clemson .....	5
Florida Atlantic .....	-
at South Carolina .....	-
at Arkansas .....	-
Florida .....	-
at LSU .....	-
Ole Miss .....	-
at Georgia .....	-
Samford .....	-
Alabama .....	-

### BY QUARTER

1st .....	4
2nd.....	4
3rd .....	4
4th .....	3

### RUSHING

Michael Dyer .....	4
--------------------	---

### PASSING

Barrett Trotter .....	10
Clint Moseley.....	1

### RECEIVING

Emory Blake .....	6
Travante Stallworth .....	3
DeAngelo Benton .....	1
Onterio McCalebb .....	1

# 2011 Auburn Football Game Recaps

<b>GAME 1</b>	<b>UTAH STATE</b>	<b>38</b>
	<b>#23 AUBURN</b>	<b>42</b>
	September 3, 2011 • ESPN2 Jordan-Hare Stadium (85,245) • Auburn, Ala.	

Auburn used a pair of minute-and-a-half scoring drives late in the fourth quarter to overcome a 10-point deficit and defeat Utah State, 42-38, in the season-opening game of the 2011 football season at Jordan-Hare Stadium. Barrett Trotter was 17-for-23 for 261 yards and three touchdowns through the air in his first career start while Michael Dyer led Auburn with 57 rushing yards.

Trotter was one of 11 Tigers making their first collegiate start. Auburn also had 21 players make their first career appearance as a Tiger in the game. Of the 21, eight were redshirt freshmen and 13 were true freshmen.

Trailing 38-28 with 3:38 remaining in the game after a Robert Turbin rushing touchdown for Utah State, Auburn covered 65 yards in just six plays to draw within in three, 38-35. Trotter was 3-for-4 for 62 yards on the drive, capped off by a Philip Lutzenkirchen 15 yards touchdown catch.

Auburn successfully converted an onside kick following the Lutzenkirchen score, with Emory Blake recovering the kick. That set up Auburn on its own 44 with 2:07 left in the game. Trotter was again 3-for-4 on the drive, covering 29 yards, while Onterio McCalebb rushed it three times for 26 yards, setting up Dyer for a one yard touchdown run up the middle for the game-winning score.

Auburn had to rally from a 14 point deficit midway through the second quarter, trailing 21-7 after the first of two Turbin (22 rushes, 70 yards) touchdown runs.

True freshman Tre Mason sparked the comeback with his 97 yard kickoff return following the Turbin touchdown, drawing Auburn to within a touchdown, 21-14, a score that would hold into halftime. Mason's 97-yard return ranks as the eighth-longest in school history. He would go on to finish with 176 kickoff return yards, tying for the third-most in a game in school history.

Dyer tied the game at 21-21 on Auburn's first possession of the second half, running it in from the 11 yard line to complete an 11 play, 65-yard drive.

Auburn had five touchdown drives and only one lasted more than three minutes, it being the drive out of the half which lasted just 3:46. Three of the other four

were just over a minute-and-a-half while the other lasted 2:55.

Chuckie Keeton was 21-for-30 for 213 yards for Utah State while Turbin and Kerwynn Williams (10 rushes, 69 yards) combined to rush for 139 of Utah State's 227 rushing yards.

Bobby Wagner led the Aggies with 10 tackles, followed by Kyle Gallagher with seven.

Blake led the Auburn receiving corps with three catches for 95 yards and a touchdown. Stallworth, who was one of the 11 Tigers making their first career start, was right behind him with four catches for 93 yards.

Defensively, linebacker Jonathan Evans led the Tigers with 14 total tackles, including 10 in the first half. Right behind him was fellow linebacker Jake Holland with a career-high 11, including two for loss. Senior Neiko Thorpe rounded out the top three with nine tackles.

SCORING SUMMARY		
Utah State	.....14	7 3 14 — 38
Auburn	.....7	7 14 14 — 42
USU - Williams 43 yd run (Thompson kick), 10:30, 1st AU - Blake 56 yd pass from Trotter (Parkey kick), 8:59, 1st USU - Keeton 3 yd run (Thompson kick), 1:32, 1st USU - Turbin 1 yd run (Thompson kick), 7:58, 2nd AU - Mason 97 yd kickoff return (Parkey kick), 7:46, 2nd AU - Dyer 11 yd run (Parkey kick), 11:14, 3rd USU - Thompson 34 yd field goal, 4:52, 3rd AU - Stallworth 39 yd pass from Trotter (Parkey kick), 1:57, 3rd USU - Keeton 7 yd run (Thompson kick), 11:20, 4th USU - Turbin 1 yd run (Thompson kick), 3:38, 4th AU - Lutzenkirchen 15 yd pass from Trotter (Parkey kick), 2:07, 4th AU - Dyer 1 yd run (Parkey kick), 0:30, 4th		
TEAM STATISTICS		
	<b>USU</b>	<b>AU</b>
First Downs	27	17
Rushes-Yards	53-227	30-78
Passing Yards	221	286
Comp-Att-Int	22-31-0	18-24-0
Total Plays-Yards	84-448	54-364
Punts-Avg.	3-50.0	4-43.5
Fumbles/Lost	0/0	1/0
Penalties-Yards	6-38	7-60
3rd Down Conv.	10-of-17	3-of-9
Time of Possession	37:41	22:19
INDIVIDUAL STATISTICS		
<b>RUSHING: (USU)</b> - Turbin 22-70 (2 TD); Williams 10-69 (TD); Keeton 8-33 (2 TD); Jacobs 3-23; Morrison 3-22; Smith 6-12; Team 1-minus 2. <b>(AU)</b> - Dyer 14-57 (2 TD); McCalebb 9-44; Mason 1-2; Trotter 5-minus 9; TEAM 1-minus 16.		
<b>PASSING: (USU)</b> - Keeton 21-30-0-213; Morrison 1-1-0-8. <b>(AU)</b> - Trotter 17-23-0-261 (3 TD); Moseley 1-1-0-25.		
<b>RECEIVING: (USU)</b> - Austin 6-67; Lloyd 3-25; Smith 2-44; Morrison 2-19; Reynolds 2-6; Jacobs 2-minus 1; Martin 1-25; Moats 1-11; Turbin 1-9; Tialavea 1-8; Van Leeuwen 1-8. <b>(AU)</b> - McCalebb 5-43; Stallworth 4-93 (TD); Reed 4-33; Blake 3-95 (TD); Lutzenkirchen 2-22 (TD).		

<b>GAME 2</b>	<b>#16 MISSISSIPPI STATE</b>	<b>34</b>
	<b>AUBURN</b>	<b>41</b>
	September 10, 2011 • SEC Network Jordan-Hare Stadium (87,451) • Auburn, Ala.	

Ryan Smith made a game-saving tackle on Mississippi State quarterback Chris Relf at the goal line as time expired to preserve Auburn's 41-34 victory over No. 16 Mississippi State on Sept. 10 at Jordan-Hare Stadium. The two teams combined for 28 first quarter points and 55 first half points before both defenses tightened up and Auburn won its 17th consecutive game, currently the longest in FBS.

Barrett Trotter, who finished the game 16-for-23 for 146 yards with two touchdowns and an interception, hit tight end Philip Lutzenkirchen for a 10-yard touchdown pass just under a minute into the fourth quarter to give Auburn a 14-point cushion, 41-27. Auburn, which trailed just once in the game, won its seventh straight game against a team ranked in the AP poll.

Trotter's favorite target on the afternoon was Emory Blake, who caught seven passes for 108 yards with a touchdown. Blake's touchdown catch, a 46-yard catch-and-run, tied the game at 21-21 in the second quarter as Auburn scored 17 points in the second quarter to take a 31-24 lead into the half.

Michael Dyer rushed for 150 yards on 18 carries, averaging 8.3 yards per carry, scoring twice. His first touchdown came on Auburn's first possession of the game when he went 35 yards for the score to put Auburn up, 7-0. His second touchdown gave Auburn the lead for good at 28-21 with 4:51 left in the first half as he went in from two yards out to cap a six-play, 59-yard drive.

Auburn took a 14-0 lead less than four minutes into the game as Demetruce McNeal returned a Relf interception 43 yards for the score.

Mississippi State wasted little time answering as LaDarius Perkins (11 rushes, 78 yards), scored on a 40-yard run less than a minute after McNeal's score and then Relf found Brandon Heavens for a 15-yard touchdown pass four minutes later to tie it at 14-14.

Relf finished the game 20-for-33 for 195 yards with a touchdown and an interception and also rushed 27 times for 106 yards.

Vick Ballard was the top rusher for Mississippi State, tallying 135 yards on 21 carries. Relf was right behind him with 106 yards on 27 carries, giving the Bulldogs a pair of 100-yard rushers.

Cody Parkey hit a pair of field goals for Auburn, connecting from 43 yards out right before the half to put Auburn up, 31-24, and then again right after the half to put Auburn ahead, 34-24.

The field goals were the first of Parkey's collegiate career. The first, the 43-yarder, came after Auburn took over possession with 40 seconds left in the half. The Tigers ran five plays, moving 54 yards before Parkey scored with five seconds left on the clock.

Defensively for the Tigers, Daren Bates led the team with 12 tackles, followed by Neiko Thorpe with 11. Nosa Eguae tallied nine while T'Sharvan Bell and McNeal notched eight apiece. Corey Lemonier had a team-high two tackles for loss, including Auburn's lone sack of the day.

SCORING SUMMARY		
Mississippi State	.....14	10 3 7 — 34
Auburn	.....14	17 3 7 — 41
AU - Dyer 35 yd run (Parkey kick), 12:37, 1st AU - McNeal 43 yd interception return (Parkey kick), 11:39, 1st MSU - Perkins 40 yd run (DePasquale kick), 10:38, 1st MSU - Heavens 15 yd pass from Relf (DePasquale kick), 6:32, 1st MSU - Banks 27 yd interception return (DePasquale kick), 10:36, 2nd AU - Blake 46 yd pass from Trotter (Parkey kick), 8:37, 2nd AU - Dyer 2 yd run (Parkey kick), 4:51, 2nd MSU - DePasquale 27 yd field goal, 0:40, 2nd AU - Parkey 43 yd field goal, 0:05, 2nd AU - Parkey 37 yd field goal, 12:13, 3rd MSU - DePasquale 32 yd field goal, 9:12, 3rd AU - Lutzenkirchen 10 yd pass from Trotter (Parkey kick), 14:03, 4th MSU - Ballard 3 yd run (DePasquale kick), 4:51, 4th		
TEAM STATISTICS		
	<b>MSU</b>	<b>AU</b>
First Downs	31	21
Rushes-Yards	63-333	36-235
Passing Yards	198	146
Comp-Att-Int	21-34-1	16-23-1
Total Plays-Yards	97-531	59-381
Punts-Avg.	6-40.0	6-45.7
Fumbles/Lost	2/0	1/0
Penalties-Yards	10-75	7-85
3rd Down Conv.	11-of-20	4-of-12
Time of Possession	36:07	23:53
INDIVIDUAL STATISTICS		
<b>RUSHING: (MSU)</b> - Ballard 21-135 (TD); Relf 27-106; Perkins 11-78 (TD); Bumphis 2-14; Marcus 1-1; TEAM 1-minus 1. <b>(AU)</b> - Dyer 18-150 (2 TD); McCalebb 11-68; Mason 3-14; Trotter 4-3.		
<b>PASSING: (MSU)</b> - Relf 20-33-1-195 (TD); Bumphis 1-1-0-3. <b>(AU)</b> - Barrett Trotter 16-23-1-146 (2 TD).		
<b>RECEIVING: (MSU)</b> - Ballard 5-64; Heavens 3-46 (TD); Carr 3-21; Bumphis 2-31; Sanders 2-19; Clark 1-6; Lewis 1-3; Hill 1-3; Relf 1-3; Perkins 1-2; Claussell 1-0. <b>(AU)</b> - Blake 7-108 (TD); McCalebb 4-24; Lutzenkirchen 3-18 (TD); Reed 1-0; Stallworth 1-minus 4.		

# 2011 Auburn Football Game Recaps

**GAME**  
**3**

**#21 AUBURN**  
**CLEMSON**

**24**  
**38**

September 24, 2011 • ABC

Memorial Stadium (82,000) • Clemson, S.C.

Clemson's Tajh Boyd threw for four touchdowns and 386 yards to lead Clemson to a 38-24 victory over No. 21 Auburn at Memorial Stadium on Sept. 17 to end the nation's longest winning streak at 17 games. Michael Dyer led Auburn with 151 yards rushing and two touchdowns.

Auburn got off to a fast start with a pair of touchdowns and two Clemson three-and-outs. Dyer scampered a career-high 52 yards untouched for a touchdown on his first play to give Auburn a 7-0 lead at 4:24 into the game.

On fourth down on Auburn's next possession, Barrett Trotter fired a down-field strike to Emory Blake for a 36-yard touchdown to put Auburn ahead 14-0 with 7:54 left in the opening quarter. Auburn finished the first quarter with 182 yards total offense.

On the first play of the second quarter, Clemson cut the lead in half on a 4-yard Boyd to DeAndre Hopkins touchdown pass. Auburn answered with its longest scoring drive, play-wise, of the season with a 16-play, 90-yard touchdown drive in 5:57 that was capped on a 1-yard Dyer touchdown run for a 21-7 lead with 8:54 left in the half.

Clemson scored 14 straight points to close out the half, totaling 21 second-quarter points. The Atlantic Coast Conference Tigers drew to within 21-14 on a Boyd's 6-yard touchdown pass to tight end Dwayne Allen on third down with 5:06 remaining in the half. Clemson had three third down conversions on the drive.

After stopping Auburn, Clemson tied the game at 21 on Andre Ellington's 2-yard rushing touchdown with 1:11 remaining as both teams combined for 520 yards total offense in the first half. Auburn outgained Clemson 285-235.

On a third and six on the opening possession of the second half, Boyd completed a 65-yard touchdown pass to Sammy Watkins on a four-play drive to give Clemson its first lead of the game at 28-21, only 1:15 into the half.

With Clemson driving, Demetruce McNeal laid a hit on Clemson's Mike Bellamy to force a fumble that was recovered by Neiko Thorpe at the Auburn 18 with 8:01 left in the third for Auburn's first fumble recovery of the season.

On the first play after the turnover, Dyer had a 45-yard rush up the right sideline. Trotter then completed a 12-yard pass to Travante Stallworth on third down for

a first down by a nose at the Clemson 26 to set up Cody Parkey's 38-yard field goal to draw Auburn within 28-24.

Clemson answered with a 19-yard Boyd to Watkins 24 touchdown pass to make it 35-24 with 16 seconds remaining in the third.

Clemson upped its lead to 38-24 on a 38-yard field goal by Chandler Catanzaro with 11:48 remaining. Auburn's drive on the next possession ended with an interception.

Clemson outgained Auburn 624-435 in total offense and ran 92 plays to Auburn's 63. Clemson was 14-of-18 in third down conversions to Auburn's 5-of-13, while possessing the ball for 36:15 to 23:45 for Auburn.

Barrett Trotter was 12-of-25 passing for 198 yards and one touchdown. Watkins led Clemson with 10 receptions for 155 yards and two touchdowns.

## SCORING SUMMARY

Auburn	14	7	3	0	—	24
Clemson	0	21	14	3	—	38

AU - Dyer 52 yd run (Parkey kick), 10:36, 1st  
 AU - Blake 36 yd pass from Trotter (Parkey kick), 7:54, 1st  
 CU - Hopkins 4 yd pass from Boyd (Catanzaro kick), 14:56, 2nd  
 AU - Dyer 1 yd run (Parkey kick), 8:54, 2nd  
 CU - Allen 6 yd pass from Boyd (Catanzaro kick), 5:06, 2nd  
 CU - Ellington 2 yd run (Catanzaro kick), 1:11, 2nd  
 CU - Watkins 65 yd pass from Boyd (Catanzaro kick), 13:45, 3rd  
 AU - Parkey 38 yd field goal, 5:00, 3rd  
 CU - Watkins 19 yd pass from Boyd (Catanzaro kick), 0:16, 3rd  
 CU - Catanzaro 38 yd field goal, 11:48, 4th

## TEAM STATISTICS

	AU	CU
First Downs	19	32
Rushes-Yards	38-237	50-238
Passing Yards	198	386
Comp-Att-Int	12-25-1	30-42-0
Total Plays-Yards	63-435	92-624
Punts-Avg.	6-41.3	3-46.0
Fumbles/Lost	0/0	1/1
Penalties-Yards	5-40	6-50
3rd Down Conv.	5-of-13	14-of-18
Time of Possession	23:45	36:15

## INDIVIDUAL STATISTICS

**RUSHING:** (AU) - Dyer 16-151 (2TD); McCalebb 10-34; Reed 3-20; Mason 4-15; Trotter 4-14; Frazier 1-3. (CU) - Howard 9-86; Ellington 14-46 (TD); Watkins 7-44; Bellamy 11-36; Boyd 7-30; TEAM 2-minus 4.

**PASSING:** (AU) - Trotter 12-25-1-198 (TD). (CU) - Boyd 30-42-0-386 (4TD).

**RECEIVING:** (AU) - Stallworth 5-71; Reed 3-31; Benton 1-41; Blake 1-36 (TD); McCalebb 1-17; Carr 1-2. (CU) - Watkins 10-155 (2TD); Hopkins 7-83 (TD); Allen 7-80 (TD); Peake 2-41; Ja. Brown 2-22; Bellamy 1-4; Ellington 1-1.

# Career Stats Update

## Receiving, Tight End

### Touchdown Receptions

Player	Seasons	Rec	TD
1. Robert Johnson	2000-02	57	10
<b>2. Philip Lutzenkirchen</b>	<b>2009-pres.</b>	<b>25</b>	<b>9</b>
3. Andy Fuller	1993-95	31	5
4. Cooper Wallace	2002-05	63	4
Lorenzo Diamond	1999-02	45	4
Dick Hayley	1976-78	11	4
7. Tommy Trott	2006-09	45	3
Gabe McKenzie	2006-08	29	3
Cole Bennett	2003-07	20	3
Jessie McCovery	1994-96	8	3
Mike Edwards	1981	9	3
Robby Robinett	1970-71	24	3

### Yards Per Reception (min. 20 receptions)


Player	Seasons	Rec	Yards	Yds/Rec
1. Andy Fuller	1993-95	31	494	19.94
2. Fred Baxter	1991-92	42	584	13.90
3. Cooper Wallace	2002-05	63	829	13.16
4. Robert Johnson	2000-02	57	741	13.00
5. Jeff Parks	1982-85	34	401	11.79
<b>6. Philip Lutzenkirchen</b>	<b>2009-pres.</b>	<b>25</b>	<b>291</b>	<b>11.64</b>
7. Ed West	1982-83	28	325	11.61
8. Lorenzo Diamon	1999-02	45	521	11.58
9. Cole Bennett	2003-07	29	312	10.76
10. Tommy Trott	2006-09	45	474	10.53

## Rushing

### Rushing Yardage

Player	Seasons	Att	Avg	Yards
1. Bo Jackson	1982-85	650	6.62	4303
2. Carnell Williams	2001-04	741	5.17	3831
3. James Brooks	1977-80	621	5.67	3523
4. Joe Cribbs	1976-79	657	5.13	3368
5. Ben Tate	2006-09	678	4.90	3321
6. Stephen Davis	1993-95	488	5.76	2811
7. Brent Fullwood	1983-86	390	7.15	2789
8. Ronnie Brown	2000-04	513	5.28	2707
9. Stacy Danley	1987-90	526	4.61	2427
10. James Joseph	1986-90	452	5.17	2264
11. Kenny Irons	2005-06	454	4.81	2186
12. James Bostic	1991-93	396	5.26	2084
13. Lionel James	1980-83	348	6.14	2068
14. Secdrick McIntyre	1973-76	462	4.31	1992
15. Fob James	1952-55	317	6.03	1913
16. Phil Gargis	1973-76	456	4.13	1884
17. Tommie Agee	1983-86	356	4.87	1735
18. Jimmy Sidle	1962-64	326	5.22	1703
19. Brad Lester	2004-08	371	4.55	1689
20. Joe Childress	1953-55	321	5.19	1667
21. Curtis Kuykendall	1944-45	217	7.46	1619
22. Rudi Johnson	2000	324	4.84	1567
23. Terry Henley	1970-72	343	4.47	1534
<b>24. Onterio McCalebb</b>	<b>2009-pres.</b>	<b>230</b>	<b>6.61</b>	<b>1521</b>
25. Tommy Lorino	1956-58	227	6.55	1486
26. Cam Newton	2010	264	5.58	1473
<b>27. Michael Dyer</b>	<b>2010-pres.</b>	<b>230</b>	<b>6.31</b>	<b>1451</b>
28. Monk Gafford	1940-42	221	6.40	1414
29. Mario Fannin	2007-10	233	5.86	1366
30. Mitzi Jackson	1973-75	243	5.65	1373
31. William Andrews	1976-78	267	5.04	1347
32. Ed Dyas	1958-60	261	4.97	1298
33. Fred Beasley	1994-97	282	4.40	1241
34. Tom Bryan	1964-66	265	4.32	1144
35. George Peoples	1978-81	239	4.54	1085
36. Tucker Frederickson	1962-64	260	4.15	1079
37. Bobby Hoppe	1955-57	194	5.56	1078
38. Charlie Hataway	1951-53	282	3.74	1055

# The Players



**DAREN** #25  
**BATES** LB

5-11 • 205 • Jr. • 2L  
Memphis, Tenn. (Olive Branch)  
Psychology



**T'SHARVAN** #DB  
**BELL** 22

6-0 • 182 • Jr. • 2L  
Kissimmee, Fla. (Osceola)  
Management

**CAREER** — Moved to linebacker as a sophomore after playing safety as a freshman in 2009.

**2011** — Phil Steele Preseason All-SEC Fourth Team ... Second on the team with 29 tackles ... Totaled seven tackles in the opener against Utah State ... Also recorded one tackle for loss ... Career-high 12 tackles in win over Mississippi State ... Total was also a team high ... 10 tackles against Clemson.

### BATES' CAREER DEFENSIVE STATS

YEAR	G/GS	TT	UT	AT	TFL-YDS	QBS-YDS	FF/FR	PD	I/YDS
2009	13/13	70	46	24	2.5-19	0.5-12	0/1	4	1/0
2010	12/9	48	31	17	1.0-1	0.0-0	2/0	0	1/0
2011	3/3	29	14	15	1.5-4	0.0-0	0/0	0	0/0
<b>Totals</b>	<b>28/25</b>	<b>147</b>	<b>91</b>	<b>56</b>	<b>5.0-24</b>	<b>0.5-12</b>	<b>2/1</b>	<b>4</b>	<b>2/0</b>

### BATES' CAREER GAME HIGH STATS

	No.	Opponent	Date
Tackles	12	Mississippi State	9/10/11
Tackles for Loss	1.5	Ball State	9/26/09
Sacks	0.5	Ball State	9/26/09

### BATES' GAME-BY-GAME DEFENSIVE STATS

DATE	OPPONENT	TT	UT	AT	PD	INT-YDS
9/5/09	* LOUISIANA TECH	3	1	2	1	1-0
9/12/09	* MISSISSIPPI STATE	3	0	3	0	0-0
9/19/09	* WEST VIRGINIA	4	4	0	0	0-0
9/26/09	* BALL STATE	7	5	2	1	0-0
10/3/09	* at Tennessee	7	6	1	0	0-0
10/10/09	* at Arkansas	6	5	1	0	0-0
10/17/09	* KENTUCKY	8	6	2	0	0-0
10/24/09	* at LSU	4	0	4	0	0-0
10/31/09	* OLE MISS	9	5	4	1	0-0
11/7/09	* FURMAN	2	2	0	0	0-0
11/14/09	* at Georgia	3	1	2	0	0-0
11/27/09	* ALABAMA	7	5	2	0	0-0
1/1/10	* Northwestern (Outback)	7	6	1	1	0-0

DATE	OPPONENT	TT	UT	AT	PD	INT-YDS
9/4/10	* ARKANSAS STATE	10	7	3	0	0-0
9/9/10	* at Mississippi State	3	3	0	0	0-0
9/18/10	* CLEMSON	5	3	2	0	0-0
9/25/10	* SOUTH CAROLINA	5	3	2	0	0-0
10/2/10	* LOUISIANA-MONROE	1	0	1	0	0-0
10/9/10	* at Kentucky	8	6	2	0	0-0
10/16/10	* ARKANSAS	3	2	1	0	0-0
10/23/10	* LSU	5	2	3	0	0-0
10/30/10	at Ole Miss					DID NOT PLAY
11/6/10	CHATTANOOGA					DID NOT PLAY
11/13/10	* GEORGIA	1	1	0	0	0-0
11/26/10	at Alabama	0	0	0	0	0-0
12/4/10	South Carolina (SECCG)	6	3	3	0	1-0
1/10/11	Oregon (BCSNCG)	1	1	0	0	0-0

DATE	OPPONENT	TT	UT	AT	PD	INT-YDS
9/3/11	* UTAH STATE	7	4	3	0	0-0
9/10/11	* MISSISSIPPI STATE	12	4	8	0	0-0
9/17/11	* at Clemson	10	6	4	0	0-0

**2011** — Second on the team with 17 solo tackles ... Recorded four tackles against Utah State ... All four stops were solos ... Totaled eight tackles against Mississippi State ... Six of the tackles were solo stops ... Posted eight tackles (seven solo) with one break-up against Clemson.

### BELL'S CAREER DEFENSIVE STATS

YEAR	G/GS	TT	UT	AT	TFL-YDS	QBS-YDS	FF/FR	PD	I/YDS
2009	13/0	9	7	2	0.5-2	0.0-0	0/0	3	3-3
2010	11/3	38	29	9	3.5-7	1.0-4	0/1	4	1-10
2011	3/3	20	17	3	0.0-0	0.0-0	0/0	1	0-0
<b>Totals</b>	<b>27/6</b>	<b>67</b>	<b>53</b>	<b>14</b>	<b>4.0-9</b>	<b>1.0-4</b>	<b>0/1</b>	<b>8</b>	<b>4-13</b>

### BELL'S CAREER GAME HIGH STATS

	No.	Opponent	Date
Tackles	9	South Carolina (SECCG)	12/4/10
Interceptions	1	2x (last vs. South Carolina [SECCG])	12/4/10


### BELL'S GAME-BY-GAME DEFENSIVE STATS

DATE	OPPONENT	TT	UT	AT	PD	INT-YDS
9/5/09	LOUISIANA TECH	1	1	0	0	0-0
9/12/09	MISSISSIPPI STATE	1	1	0	1	1-0
9/19/09	WEST VIRGINIA	1	1	0	0	0-0
9/26/09	BALL STATE	1	1	0	0	0-0
10/3/09	at Tennessee	0	0	0	0	0-0
10/10/09	at Arkansas	2	1	1	0	0-0
10/17/09	KENTUCKY	0	0	0	0	0-0
10/24/09	at LSU	0	0	0	0	0-0
10/31/09	OLE MISS	0	0	0	0	0-0
11/7/09	FURMAN	0	0	0	0	0-0
11/14/09	at Georgia	2	2	0	0	0-0
11/27/09	ALABAMA	1	0	1	0	0-0
1/1/10	Northwestern (Outback)	0	0	0	2	2-0

DATE	OPPONENT	TT	UT	AT	PD	INT-YDS
9/4/10	ARKANSAS STATE	2	0	2	1	0-0
9/9/10	at Mississippi State	0	0	0	0	0-0
9/18/10	CLEMSON	3	2	1	0	0-0
9/25/10	SOUTH CAROLINA	2	0	2	0	0-0
10/2/10	* LOUISIANA-MONROE	5	4	1	1	0-0
10/9/10	* at Kentucky	6	6	0	0	0-0
10/16/10	ARKANSAS	0	0	0	0	0-0
10/23/10	LSU					DID NOT PLAY
10/30/10	at Ole Miss					DID NOT PLAY
11/6/10	CHATTANOOGA					DID NOT PLAY
11/13/10	GEORGIA	3	3	0	0	0-0
11/26/10	at Alabama	3	3	0	2	0-0
12/4/10	* South Carolina (SECCG)	9	6	3	0	1-10
1/10/11	* Oregon (BCSNCG)	5	5	0	0	0-0

DATE	OPPONENT	TT	UT	AT	PD	INT-YDS
9/3/11	* UTAH STATE	4	4	0	0	0-0
9/10/11	* MISSISSIPPI STATE	8	6	2	0	0-0
9/17/11	* at Clemson	8	7	1	1	0-0

# The Players



**DEANGELO BENTON** #3  
WR

6-2 • 203 • Jr. • 2L  
Bastrop, La. (Bastrop)  
Public Administration

2011 — Saw playing time in the first two games, but did not record a catch ... Made his first grab of the year against Clemson ... Catch went for 41 yards and was the longest of his career.

## BENTON'S CAREER RECEIVING STATS

YEAR	G/GS	NO	YDS	AVG	TD	LP/OPPONENT
2009	12/0	6	88	14.7	0	26/Furman
2010	9/0	1	15	15.0	0	15/ULM
2011	3/0	1	41	41.0	0	41/Clemson
<b>Totals</b>	<b>24/0</b>	<b>8</b>	<b>144</b>	<b>18.0</b>	<b>0</b>	<b>41/Clemson</b>

## BENTON'S GAME-BY-GAME RECEIVING STATS

DATE	OPPONENT	REC	YDS	AVG	TD	TD REC
9/5/09	LOUISIANA TECH	0	0	0.0	0	--
9/12/09	MISSISSIPPI STATE	0	0	0.0	0	--
9/19/09	WEST VIRGINIA	0	0	0.0	0	--
9/26/09	BALL STATE	0	0	0.0	0	--
10/3/09	at Tennessee	DID NOT PLAY				
10/10/09	at Arkansas	0	0	0.0	0	--
10/17/09	KENTUCKY	0	0	0.0	0	--
10/24/09	at LSU	0	0	0.0	0	--
10/31/09	OLE MISS	0	0	0.0	0	--
11/7/09	FURMAN	6	88	14.7	0	--
11/14/09	at Georgia	0	0	0.0	0	--
11/27/09	ALABAMA	0	0	0.0	0	--
1/1/10	Northwestern (Outback)	0	0	0.0	0	--

DATE	OPPONENT	REC	YDS	AVG	TD	TD REC
9/4/10	ARKANSAS STATE	0	0	0.0	0	--
9/9/10	at Mississippi State	DID NOT PLAY				
9/18/10	CLEMSON	0	0	0.0	0	--
9/25/10	SOUTH CAROLINA	0	0	0.0	0	--
10/2/10	LOUISIANA-MONROE	1	15	15.0	0	--
10/9/10	at Kentucky	0	0	0.0	0	--
10/16/10	ARKANSAS	DID NOT PLAY				
10/23/10	LSU	DID NOT PLAY				
10/30/10	at Ole Miss	DID NOT PLAY				
11/6/10	CHATTANOOGA	DID NOT PLAY				
11/13/10	GEORGIA	0	0	0.0	0	--
11/26/10	at Alabama	0	0	0.0	0	--
12/4/10	South Carolina (SECCG)	0	0	0.0	0	--
1/10/11	Oregon (BCSNCG)	0	0	0.0	0	--

DATE	OPPONENT	REC	YDS	AVG	TD	TD REC
9/3/11	UTAH STATE	0	0	0.0	0	--
9/10/11	MISSISSIPPI STATE	0	0	0.0	0	--
9/17/11	at Clemson	1	41	41.0	0	--



**ANGELO BLACKSON** #98  
DL

6-4 • 325 • Fr. • HS  
Bear, Delaware (Red Lion Christian)  
Undecided

2011 — Posted three tackles in the opener with Utah State ... Also tallied half a tackle for loss ... Saw playing time, but did not record a tackle against Mississippi State ... Posted a tackle for loss of three yards against Clemson.

## BLACKSON'S CAREER DEFENSIVE STATS


YEAR	G/GS	TT	UT	AT	TFL-YDS	QBS-YDS	FF/FR	PD	I/YDS
2011	3/0	4	2	2	1.5-3	0.0-0	0/0	0	0-0

## BLACKSON'S CAREER GAME HIGH STATS

	No.	Opponent	Date
Tackles	3	Utah State	9/3/11
TFL	1.0	at Clemson	9/17/11

## BLACKSON'S GAME-BY-GAME DEFENSIVE STATS

DATE	OPPONENT	TT	UT	AT	TFL-YDS	QBS-YDS
9/3/11	UTAH STATE	1	2	3	0.5-0	0-0
9/10/11	MISSISSIPPI STATE	0	0	0	0-0	0-0
9/17/11	at Clemson	1	1	0	1.0-3	0-0



**EMORY BLAKE** #80  
WR

6-2 • 197 • Jr. • 2L  
Austin, Texas (Stephen F. Austin)  
Liberal Arts

**CAREER** — Set AU record for longest play from scrimmage along with QB Cam Newton on a 94-yard catch and run for a TD vs. ULM (10/2/10) ... Two 100-yard receiving games in his career.

2011 — *SEC Coaches Pre-Season Second Team* ... Biletnikoff Award Watch List ... With his TD against Clemson, Blake has a TD reception in six straight games dating back to 2010, the first Auburn player to accomplish the feat since Byron Franklin scored in six straight games in 1980 ... Second longest streak in Auburn history (8, Terry Beasley, 1971) ... Led Auburn with 95 receiving yards on three receptions with one touchdown in the opener against Utah State ... Had a long reception of 56 yards ... Set career highs with seven receptions and 108 receiving yards against Mississippi State ... Scored on a 46-yard pass from Barrett Trotter ... Hauled in a 36-yard touchdown on his lone catch against Clemson ... Ranks fourth in the SEC and 51st nationally in receiving yards per game (79.7).

## BLAKE'S CAREER RECEIVING STATS

YEAR	G/GS	NO	YDS	AVG	TD	LP/OPPONENT
2009	11/1	9	66	7.3	0	16/LSU
2010	14/6	33	554	16.8	8	94/ULM
2011	2/1	10	203	20.3	2	56/USU
<b>Totals</b>	<b>26/8</b>	<b>52</b>	<b>823</b>	<b>15.8</b>	<b>10</b>	<b>94/ULM</b>

## BLAKE'S CAREER GAME HIGH STATS

	No.	Opponent	Date
Receptions	7	Mississippi State	9/10/11
Receiving Yards	108	Mississippi State	9/10/11
TDs	1	11x (last vs. Clemson)	9/17/11




# The Players

## BLAKE'S GAME-BY-GAME RECEIVING STATS

DATE	OPPONENT	REC	YDS	AVG	TD	TD REC
9/5/09	LOUISIANA TECH	0	0	0.0	0	--
9/12/09	MISSISSIPPI STATE			DID NOT PLAY		
9/19/09	WEST VIRGINIA			DID NOT PLAY		
9/26/09	BALL STATE	0	0	0.0	0	--
10/3/09	at Tennessee	0	0	0.0	0	--
10/10/09	at Arkansas	0	0	0.0	0	--
10/17/09	KENTUCKY	0	0	0.0	0	--
10/24/09	at LSU	1	16	16.0	0	--
10/31/09	OLE MISS	0	0	0.0	0	--
11/7/09	FURMAN	5	32	7.8	0	--
11/14/09	at Georgia	1	8	8.0	0	--
11/27/09	ALABAMA	1	7	7.0	0	--
1/1/10	Northwestern (Outback)	1	3	3.0	0	--


DATE	OPPONENT	REC	YDS	AVG	TD	TD REC
9/4/10	ARKANSAS STATE	0	0	0.0	0	--
9/9/10	* at Mississippi State	2	39	19.5	1	39
9/18/10	* CLEMSON	0	0	0.0	0	--
9/25/10	SOUTH CAROLINA	3	33	11.0	1	12
10/2/10	LOUISIANA-MONROE	2	101	50.5	1	94
10/9/10	at Kentucky	0	0	0.0	0	--
10/16/10	* ARKANSAS	2	28	19.0	1	15
10/23/10	LSU	0	0	0.0	0	--
10/30/10	* at Ole Miss	6	88	14.7	0	--
11/6/10	* CHATTANOOGA	3	45	15.0	1	20
11/13/10	GEORGIA	3	64	21.3	0	--
11/26/10	at Alabama	3	39	13.0	1	36
12/4/10	South Carolina (SECCG)	5	63	12.6	1	7
1/10/11	Oregon (BCSNCG)	4	54	13.5	1	30

DATE	OPPONENT	REC	YDS	AVG	TD	TD REC
9/3/11	UTAH STATE	3	95	31.7	1	56
9/10/11	* MISSISSIPPI STATE	7	108	15.4	1	46
9/17/11	* at Clemson	1	36	36.0	1	36



**JOEL BONOMOLO** #91 DE  
6-2 • 240 • Jr. • RS  
Metairie, La. (Fullerton CC/Archbishop Rummel HS)  
Philosophy

2011 — Has not played.



**QUAN BRAY** #4 WR  
5-10 • 185 • Fr. • HS  
LaGrange, Ga. (Troup County)  
Undecided

2011 — One of 21 players to make their debut for Auburn against Utah State ... Returned a pair of kicks for 55 yards in his first collegiate game ... Long return of 33 yards ... Saw time on the kick-off return team against Mississippi State ... Saw action on kick off return team against Clemson ... Also rushed one time for eight yards.

## BRAY'S CAREER RECEIVING STATS

YEAR	G/GS	NO	YDS	AVG	TD	LP/OPPONENT
2011	3/0	0	0	0.0	0	--

## BRAY'S CAREER KICK RETURN STATS

YEAR	G/GS	NO	YDS	AVG	TD	LP/OPPONENT
2011	3/0	2	55	27.5	0	33/Utah State

## BRAY'S CAREER RUSHING STATS

YEAR	G/GS	NO	YDS	AVG	TD	LP/OPPONENT
2011	3/0	1	8	8.0	0	8/Clemson

## BRAY'S GAME-BY-GAME RECEIVING STATS

DATE	OPPONENT	REC	YDS	AVG	TD	TD REC
9/3/11	UTAH STATE	0	0	0.0	0	--
9/10/11	MISSISSIPPI STATE	0	0	0.0	0	--
9/17/11	at Clemson	0	0	0.0	0	--

## BRAY'S GAME-BY-GAME RUSHING STATS

DATE	OPPONENT	ATT	YDS	Avg.	TD	TD Runs
9/3/11	UTAH STATE	0	0	0.0	0	--
9/10/11	MISSISSIPPI STATE	0	0	0.0	0	--
9/17/11	at Clemson	1	8	8.0	0	--



**BLAKE BURGESS** #63 OL

6-2 • 281 • So. • 1L  
Vestavia, Ala. (Vestavia Hills)  
Theatre

2011 — Saw time both at guard and on special teams in the opener against Utah State ... Saw time on special teams against Mississippi State ... Played on special teams at Clemson.



**QUINDARIUS CARR** #9 WR

6-1 • 185 • Sr. • 3L  
Huntsville, Ala. (Huntsville)  
Graduate

2011 — Made the start in the opener against Utah State, the fourth of his career ... Did not record a reception ... Made his second-straight start of the season against Mississippi State ... Made his third consecutive start of 2011 against Clemson ... Made his first reception of the season.

## CARR'S CAREER RECEIVING STATS

YEAR	G/GS	NO	YDS	AVG	TD	LP/OPPONENT
2008	12/0	6	63	10.5	0	28/Mississippi State
2009	13/2	2	78	39.0	1	46/Northwestern
2010	14/1	3	103	34.3	2	48/Arkansas State
2011	3/3	1	2	2.0	0	2/Clemson
<b>Totals</b>	<b>42/6</b>	<b>12</b>	<b>246</b>	<b>20.5</b>	<b>3</b>	<b>48/Arkansas State</b>

## CARR'S CAREER PUNT RETURN STATS

YEAR	G/GS	NO	YDS	AVG	TD	LP/OPPONENT
2010	14/0	19	108	5.7	0	18/Arkansas State

# The Players

## CARR'S GAME-BY-GAME RECEIVING STATS

DATE	OPPONENT	REC	YDS	AVG	TD	TD REC
8/30/08	LOUISIANA-MONROE	1	6	6.0	0	--
9/6/08	SOUTHERN MISS	1	8	8.0	0	--
9/13/08	at Mississippi State	1	28	28.0	0	--
9/20/08	LSU	0	0	0.0	0	--
9/27/08	TENNESSEE	0	0	0.0	0	--
10/4/08	at Vanderbilt	0	0	0.0	0	--
10/11/08	ARKANSAS	0	0	0.0	0	--
10/23/08	at West Virginia	1	7	7.0	0	--
11/1/08	at Ole Miss	1	8	8.0	0	--
11/8/08	TENNESSEE-MARTIN	1	6	6.0	0	--
11/15/08	GEORGIA	0	0	0.0	0	--
11/29/08	at Alabama	0	0	0.0	0	--

DATE	OPPONENT	REC	YDS	AVG	TD	TD REC
9/5/09	LOUISIANA TECH	0	0	0.0	0	--
9/12/09	MISSISSIPPI STATE	0	0	0.0	0	--
9/19/09	WEST VIRGINIA	0	0	0.0	0	--
9/26/09	BALL STATE	0	0	0.0	0	--
10/3/09	at Tennessee	0	0	0.0	0	--
10/10/09	at Arkansas	1	32	32.0	0	--
10/17/09	KENTUCKY	0	0	0.0	0	--
10/24/09	at LSU	0	0	0.0	0	--
10/31/09	OLE MISS	0	0	0.0	0	--
11/7/09	FURMAN	0	0	0.0	0	--
11/14/09	at Georgia	0	0	0.0	0	--
11/27/09	* ALABAMA	0	0	0.0	0	--
1/1/10	* Northwestern (Outback)	1	46	46.0	1	46

DATE	OPPONENT	REC	YDS	AVG	TD	TD REC
9/4/10	ARKANSAS STATE	2	87	43.5	1	48
9/9/10	at Mississippi State	0	0	0.0	0	--
9/18/10	CLEMSON	0	0	0.0	0	--
9/25/10	SOUTH CAROLINA	0	0	0.0	0	--
10/2/10	LOUISIANA-MONROE	1	16	16.0	1	16
10/9/10	at Kentucky	0	0	0.0	0	--
10/16/10	ARKANSAS	0	0	0.0	0	--
10/23/10	LSU	0	0	0.0	0	--
10/30/10	at Ole Miss	0	0	0.0	0	--
11/6/10	CHATTANOOGA	0	0	0.0	0	--
11/13/10	GEORGIA	0	0	0.0	0	--
11/26/10	* at Alabama	0	0	0.0	0	--
12/4/10	South Carolina (SECCG)	0	0	0.0	0	--
1/10/11	Oregon (BCSNCG)	0	0	0.0	0	--

DATE	OPPONENT	REC	YDS	AVG	TD	TD REC
9/3/11	* UTAH STATE	0	0	0.0	0	--
9/10/11	* MISSISSIPPI STATE	0	0	0.0	0	--
9/17/11	* at Clemson	1	2	2.0	0	--

## CARR'S GAME-BY-GAME PUNT RETURN STATS

DATE	OPPONENT	NO	YDS	AVG	TD	TD RET
9/4/10	ARKANSAS STATE	5	47	9.4	0	--
9/9/10	at Mississippi State	2	11	5.5	0	--
9/18/10	CLEMSON	2	6	3.0	0	--
9/25/10	SOUTH CAROLINA	1	10	10.0	0	--
10/2/10	LOUISIANA-MONROE	3	26	8.7	0	--
10/9/10	at Kentucky	0	0	0.0	0	--
10/16/10	ARKANSAS	1	-5	-5.0	0	--
10/23/10	LSU	0	0	0.0	0	--
10/30/10	at Ole Miss	1	-2	-2.0	0	--
11/6/10	CHATTANOOGA	3	23	7.7	0	--
11/13/10	GEORGIA	0	0	0.0	0	--
11/26/10	* at Alabama	1	-8	-8.0	0	--
12/4/10	South Carolina (SECCG)	0	0	0.0	0	--
1/10/11	Oregon (BCSNCG)	0	0	0.0	0	--



**KENNETH  
CARTER**

**#92  
DT**

6-4 • 290 • So. • 1L  
Greenville, Ala. (Greenville)  
Undecided

**2011** — Leads Auburn interior defensive linemen in tackles with 17 ... Made his first career start in the opener with Utah State ... Tallied five stops, include three solo tackles ... Got the start against Mississippi State and made four tackles ... Two stops at Clemson.

## CARTER'S CAREER DEFENSIVE STATS

YEAR	G/GS	TT	UT	AT	TFL-YDS	QBS-YDS	FF/FR	PD	I/YDS
2010	8/0	6	5	1	1.0-5	0.0-0	0/1	0	0/0
2011	3/3	11	6	5	0.0-0	0.0-0	0/0	0	0/0
<b>Totals</b>	<b>11/3</b>	<b>17</b>	<b>11</b>	<b>6</b>	<b>1.0-5</b>	<b>0.0-0</b>	<b>0/1</b>	<b>0</b>	<b>0/0</b>

## CARTER'S CAREER GAME HIGH STATS

	No.	Opponent	Date
Tackles	5	Utah State	9/3/11
TFL	1.0	Kentucky	10/2/10

## CARTER'S GAME-BY-GAME DEFENSIVE STATS

DATE	OPPONENT	TT	UT	AT	TFL-YDS	QBS-YDS
9/4/10	ARKANSAS STATE	3	2	1	0.0-0	0.0-0
9/9/10	at Mississippi State	0	0	0	0.0-0	0.0-0
9/18/10	CLEMSON				DID NOT PLAY	
9/25/10	SOUTH CAROLINA				DID NOT PLAY	
10/2/10	LOUISIANA-MONROE	2	2	0	1.0-5	0.0-0
10/9/10	at Kentucky				DID NOT PLAY	
10/16/10	ARKANSAS				DID NOT PLAY	
10/23/10	LSU				DID NOT PLAY	
10/30/10	at Ole Miss	0	0	0	0.0-0	0.0-0
11/6/10	CHATTANOOGA	1	1	0	0.0-0	0.0-0
11/13/10	GEORGIA				DID NOT PLAY	
11/26/10	at Alabama	0	0	0	0.0-0	0.0-0
12/4/10	South Carolina (SECCG)	0	0	0	0.0-0	0.0-0
1/10/11	Oregon (BCSNCG)	0	0	0	0.0-0	0.0-0

DATE	OPPONENT	TT	UT	AT	TFL-YDS	QBS-YDS
9/3/11	* UTAH STATE	5	3	2	0.0-0	0.0-0
9/10/11	* MISSISSIPPI STATE	4	3	1	0.0-0	0.0-0



**STEVEN  
CLARK**

**#30  
P**

6-5 • 226 • So. • 1L  
Kansas City, Mo. (Park Hill)  
Health Promotion

**2011** — Ranks 23rd nationally and fifth in the SEC in punting average (43.24) ... Punted four times for an average of 43.5 yards against Utah State, including a 48 yarder ... Pinned one inside the 20-yard line ... Punted six times for 274 yards against Mississippi State for a 45.7 yard average.... Pinned four inside the 20 ... First Auburn punter since Kody Bliss vs. LSU in 2004 to have four punts inside the 20 yard line in SEC play ... Two punts of 50-plus yards vs. MSU, including career-long 58-yarder ... Punted six times for an average of 41.3 at Clemson ... Long punt of 51 yards .... Pinned four at Clemson inside the 20.

# The Players

## CLARK'S CAREER PUNTING STATS

YEAR	G	NO	YDS	AVG	IN20	LP/OPPONENT
2010	5	9	314	34.9	2	42/LSU
2011	3	17	735	43.2	9	58/MSU
<b>Totals</b>	<b>8</b>	<b>26</b>	<b>1049</b>	<b>40.3</b>	<b>11</b>	<b>58/MSU</b>

## CLARK'S GAME-BY-GAME PUNTING STATS

DATE	OPPONENT	NO	YDS	AVG	IN20	Long
9/4/10	ARKANSAS STATE					DID NOT PLAY
9/9/10	at Mississippi State					DID NOT PLAY
9/18/10	CLEMSON					DID NOT PLAY
9/25/10	SOUTH CAROLINA					DID NOT PLAY
10/2/10	LOUISIANA-MONROE					DID NOT PLAY
10/9/10	at Kentucky	2	68	34.0	0	36
10/16/10	ARKANSAS	2	79	39.5	0	40
10/23/10	LSU	3	112	37.3	1	42
10/30/10	at Ole Miss	1	36	36.0	1	36
11/6/10	CHATTANOOGA	1	19	19.0	0	19
11/13/10	GEORGIA					DID NOT PLAY
11/26/10	at Alabama					DID NOT PLAY
12/4/10	South Carolina (SECCG)					DID NOT PLAY
1/10/11	Oregon (BCSNCG)					DID NOT PLAY

DATE	OPPONENT	NO	YDS	AVG	IN20	Long
9/3/11	UTAH STATE	4	174	43.5	1	48
9/10/11	MISSISSIPPI STATE	6	274	45.7	4	58
9/17/11	at Clemson	6	248	41.3	4	51



**SAMMIE COATES** #18 WR

6-2 • 178 • Fr. • HS  
Leroy, Ala. (Leroy)  
Undecided

2011 — Has not played.



**DREW COLE** #20 DB

5-11 • 190 • Sr. • 3L  
Picayune, Miss. (HS)  
Finance

2011 — Has not played.

## COLE'S CAREER DEFENSIVE STATS

YEAR	G/GS	TT	UT	AT	TFL-YDS	QBS-YDS	FF/FR	PD	I/YDS
2008	11/0	3	1	2	0.0-0	0.0-0	0/0	0	0-0
2009	4/0	3	2	1	0.0-0	0.0-0	0/0	0	0-0
2010	10/0	6	6	0	0.0-0	0.0-0	0/0	0	0-0
2011	0/0	0	0	0	0.0-0	0.0-0	0/0	0	0-0
<b>Totals</b>	<b>25/0</b>	<b>12</b>	<b>9</b>	<b>3</b>	<b>0.0-0</b>	<b>0.0-0</b>	<b>0/0</b>	<b>0</b>	<b>0-0</b>

## COLE'S GAME-BY-GAME DEFENSIVE STATS

DATE	OPPONENT	TT	UT	AT	TFL-YDS	QBS-YDS
8/30/08	LOUISIANA-MONROE	2	0	2	0.0-0	0.0-0
9/6/08	SOUTHERN MISS	1	1	0	0.0-0	0.0-0
9/13/08	MISSISSIPPI STATE	0	0	0	0.0-0	0.0-0
9/20/08	LSU	0	0	0	0.0-0	0.0-0
9/27/08	TENNESSEE				DID NOT PLAY	
10/4/08	at Vanderbilt	0	0	0	0.0-0	0.0-0

10/11/08	ARKANSAS	0	0	0	0.0-0	0.0-0
10/23/08	at West Virginia	0	0	0	0.0-0	0.0-0
11/1/08	at Ole Miss	0	0	0	0.0-0	0.0-0
11/8/08	TENNESSEE-MARTIN	0	0	0	0.0-0	0.0-0
11/15/08	GEORGIA	0	0	0	0.0-0	0.0-0
11/29/08	at Alabama	0	0	0	0.0-0	0.0-0

DATE	OPPONENT	TT	UT	AT	TFL-YDS	QBS-YDS
9/5/09	LOUISIANA TECH	2	1	1	0.0-0	0.0-0
9/12/09	MISSISSIPPI STATE	0	0	0	0.0-0	0.0-0
9/19/09	WEST VIRGINIA				DID NOT PLAY	
9/26/09	BALL STATE				DID NOT PLAY	
10/3/09	at Tennessee				DID NOT PLAY	
10/10/09	at Arkansas				DID NOT PLAY	
10/17/09	KENTUCKY				DID NOT PLAY	
10/24/09	at LSU				DID NOT PLAY	
10/31/09	OLE MISS				DID NOT PLAY	
11/7/09	FURMAN				DID NOT PLAY	
11/14/09	at Georgia				DID NOT PLAY	
11/27/09	ALABAMA	0	0	0	0.0-0	0.0-0
1/1/10	Northwestern (Outback)	1	1	0	0.0-0	0.0-0

DATE	OPPONENT	TT	UT	AT	TFL-YDS	QBS-YDS
9/4/10	ARKANSAS STATE	0	0	0	0.0-0	0.0-0
9/9/10	at Mississippi State	1	1	0	0.0-0	0.0-0
9/18/10	CLEMSON	1	1	0	0.0-0	0.0-0
9/25/10	SOUTH CAROLINA				DID NOT PLAY	
10/2/10	LOUISIANA-MONROE	1	1	0	0.0-0	0.0-0
10/9/10	at Kentucky	0	0	0	0.0-0	0.0-0
10/16/10	ARKANSAS	0	0	0	0.0-0	0.0-0
10/23/10	LSU	0	0	0	0.0-0	0.0-0
10/30/10	at Ole Miss	0	0	0	0.0-0	0.0-0
11/6/10	CHATTANOOGA	3	3	0	0.0-0	0.0-0
11/13/10	GEORGIA				DID NOT PLAY	
11/26/10	at Alabama				DID NOT PLAY	
12/4/10	South Carolina (SECCG)	0	0	0	0.0-0	0.0-0
1/10/11	Oregon (BCSNCG)				DID NOT PLAY	

DATE	OPPONENT	TT	UT	AT	TFL-YDS	QBS-YDS
9/3/11	UTAH STATE				DID NOT PLAY	
9/10/11	MISSISSIPPI STATE				DID NOT PLAY	
9/17/11	at Clemson				DID NOT PLAY	




**JARED COOPER** #79 OL

6-4 • 296 • Sr. • 2L  
Brewton, Ala. (W.S. Neal)  
History in Education

2011 — Played in 36 games, making three starts.

2011 — Made his first career start against Utah State at left guard ... Made his second consecutive start at left guard against Mississippi State ... Earned his third-straight start at left guard against Clemson.



**CHRIS DAVIS** #11 CB

5-10 • 188 • So. • 1L  
Birmingham, Ala. (Woodlawn)  
Pre-Business

2011 — Made his first career start against Utah State ... Tallied six tackles ... Career-high seven tackles against Mississippi State, including three stops on game-saving final drive ... also had a pass break-up ... Four tackles at Clemson.

# The Players

## DAVIS' CAREER DEFENSIVE STATS

YEAR	G/GS	TT	UT	AT	TFL-YDS	QBS-YDS	FF/FR	PD	I/YDS
2010	14/0	19	14	5	0.0-0	0.0-0	0/0	3	0/0
2011	3/3	17	12	5	0.0-0	0.0-0	0/0	1	0/0
<b>Totals</b>	<b>16/2</b>	<b>36</b>	<b>26</b>	<b>10</b>	<b>0.0-0</b>	<b>0.0-0</b>	<b>0/0</b>	<b>4</b>	<b>0/0</b>


## DAVIS' CAREER GAME HIGH STATS

	No.	Opponent	Date
Tackles	7	Mississippi State	9/10/11
Deflections	2	Chattanooga	11/6/10

## DAVIS' GAME-BY-GAME DEFENSIVE STATS

DATE	OPPONENT	TT	UT	AT	PD	INT-YDS
9/4/10	ARKANSAS STATE	2	2	0	0	0-0
9/9/10	at Mississippi State	1	1	0	0	0-0
9/18/10	CLEMSON	1	1	0	0	0-0
9/25/10	SOUTH CAROLINA	0	0	0	0	0-0
10/2/10	LOUISIANA-MONROE	3	2	1	0	0-0
10/9/10	at Kentucky	3	0	3	0	0-0
10/16/10	ARKANSAS	0	0	0	0	0-0
10/23/10	LSU	3	3	0	1	0-0
10/30/10	at Ole Miss	2	2	0	0	0-0
11/6/10	CHATTANOOGA	3	2	1	2	0-0
11/13/10	GEORGIA	0	0	0	0	0-0
11/26/10	at Alabama	0	0	0	0	0-0
12/4/10	South Carolina (SECCG)	1	1	0	0	0-0
1/10/11	Oregon (BCSNCG)	0	0	0	0	0-0

DATE	OPPONENT	TT	UT	AT	PD	INT-YDS
9/3/11	* UTAH STATE	6	3	3	0	0-0
9/10/11	* MISSISSIPPI STATE	7	5	2	1	0-0
9/17/11	* at Clemson	4	4	0	0	0-0



## JAYLON DENSON #89 WR

6-3 • 197 • Fr. • HS  
Hoover, Ala. (Hoover)  
Undecided


2011 — Saw action on special teams against Clemson.



## REESE DISMUKES #50 C

6-3 • 285 • Fr. • HS  
Spanish Fort, Ala. (Spanish Fort)  
Undecided

2011 — Started at center in his first collegiate game against Utah State ... First true freshman to start at center for Auburn since Ryan Pugh in 2007 ... Made his second consecutive start at center against Mississippi State ... Made his third straight start at center against Clemson.



## MICHAEL DYER #5 RB

5-9 • 210 • So. • 1L  
Little Rock, Ark. (Little Rock Christian)  
Liberal Arts

**CAREER** — Has six 100-yard rushing performances ... 27th in career rushing at Auburn with 1,471 yards ... Named Offensive MVP of BCS National Championship Game after rushing for 143 yards, which is 10th-highest rushing total by a freshman in AU history ... Holds the AU freshman rushing record with 1,093 yards, eclipsing mark of 829 yards by Bo Jackson in 1982 ... Along with QB Cam Newton, became the second duo in AU history to each record 1,000-yard rushing performances in a single season (2010) ... In 1979, James Brooks (1,208) and Joe Cribbs (1,120) first accomplished the feat.

2011 — SEC Coaches Pre-Season Second Team ... Maxwell Award Watch List ... Doak Walker Award Watch List ... Sports Illustrated Preseason All-SEC Team ... Phil Steele Preseason All-SEC Second Team ... Second in SEC in rushing averaging 119.3 yards per game ... Tied for 14th nationally in scoring avg. 12.0 pts/game ... Carried the ball 14 times for 57 yards against Utah State ... Scored a pair of touchdowns, including the game winner from 1-yard out with 30 seconds remaining ... Also scored on an 11-yard run in the third quarter ... Ran for 157 yards and two scores on 18 carries against Mississippi State ... Averaged 8.3 yards per carry ... His 52-yard rush in the third quarter was a career long ... The game marked his fifth career 100-yr rushing performance ... Scored on rushes of 35 and 2 yards ... Became first player since Cam Newton in 2010 to rush for two scores in consecutive games with two against MSU ... His 150 yards against MSU rank as the second-highest total of his career behind 180-yard performance against Ole Miss in 2010 ... Ran for 151 yards on 16 carries and two touchdowns against Clemson ... Averaged 9.4 yards per carry while scoring on runs of 52 and 1 yard(s) ... The 52-yard touchdown scamper is the longest of his career.

## DYER'S CAREER RUSHING STATS

YEAR	G/GS	NO	YDS	AVG	TD	LP/OPPONENT
2010	14/7	182	1093	6.0	5	38/Kentucky
2011	3/0	48	358	7.5	6	52/MSU and Clemson
<b>Totals</b>	<b>17/8</b>	<b>230</b>	<b>1471</b>	<b>6.4</b>	<b>11</b>	<b>52/MSU and Clemson</b>

## DYER'S CAREER GAME HIGH STATS


	No.	Opponent	Date
Rush Attempts	23	South Carolina	9/25/10
Rush Yards	180	Ole Miss	10/30/10
Rush TDs	2	3x (last at Clemson)	9/17/11

## DYER'S GAME-BY-GAME RUSHING STATS

DATE	OPPONENT	ATT	YDS	Avg.	TD	TD Runs
9/4/10	ARKANSAS STATE	14	95	6.8	1	2
9/9/10	at Mississippi State	9	48	5.3	0	--
9/18/10	CLEMSON	16	69	4.3	0	--
9/25/10	* SOUTH CAROLINA	23	100	4.3	0	--
10/2/10	* LOUISIANA-MONROE	7	22	3.1	1	3
10/9/10	at Kentucky	9	56	6.2	0	--
10/16/10	ARKANSAS	6	53	8.8	1	38
10/23/10	* LSU	15	100	6.7	0	--
10/30/10	at Ole Miss	21	180	8.6	1	30
11/6/10	* CHATTANOOGA	4	76	19.0	1	37
11/13/10	* GEORGIA	13	60	4.6	0	--
11/26/10	* at Alabama	9	27	3.0	0	--
12/4/10	* South Carolina (SECCG)	14	64	4.6	0	--
1/10/11	Oregon (BCSNCG)	22	143	6.5	0	--

DATE	OPPONENT	ATT	YDS	Avg.	TD	TD Runs
9/3/11	UTAH STATE	14	57	4.1	2	11, 1
9/10/11	MISSISSIPPI STATE	18	150	8.3	2	35, 2
9/17/11	at Clemson	16	151	9.4	2	52, 1

# The Players



**NOSA** #94  
**EGUAE** DL

6-3 • 258 • So. • 1L  
Mansfield, Texas (Summit)  
Liberal Arts

2011 — Leads Auburn defensive linemen with 17 tackles ... Started the season opener against Utah State and totaled three tackles ... Added 1.5 tackles for loss ... Credited with one QB hurry ... Set a career high with nine tackles against Mississippi State ... Also combined with Daren Bates on a tackle for loss and credited with two QB hurries ... Recorded five tackles against Clemson ... Also added one TFL for 1 yard.

## EGUAE'S CAREER DEFENSIVE STATS


YEAR	G/GS	TT	UT	AT	TFL-YDS	QBS-YDS	FF/FR	PD	I/YDS
2010	14/11	22	14	8	7.5-28	3.5-22	0/0	0	0/0
2011	3/3	17	11	6	3.0-4	0.0-0	0/0	0	0/0
<b>Totals</b>	<b>17/14</b>	<b>39</b>	<b>25</b>	<b>14</b>	<b>10.5-32</b>	<b>3.5-22</b>	<b>0/0</b>	<b>0</b>	<b>0/0</b>

## EGUAE'S CAREER GAME HIGH STATS

	No.	Opponent	Date
Tackles	9	Mississippi State	9/10/11
Tackles for loss	2.5	South Carolina (SECCG)	12/4/10
Sacks	2.0	Georgia	11/13/10

## EGUAE'S GAME-BY-GAME DEFENSIVE STATS

DATE	OPPONENT	TT	UT	AT	TFL-YDS	QBS-YDS
9/4/10	ARKANSAS STATE	2	1	1	0.5-0	0.0-0
9/9/10	at Mississippi State	0	0	0	0.5-0	0.5-0
9/18/10	CLEMSON	1	1	0	0.0-0	0.0-0
9/25/10	* SOUTH CAROLINA	5	3	2	1.5-4	0.5-2
10/2/10	* LOUISIANA-MONROE	1	0	1	0.0-0	0.0-0
10/9/10	* at Kentucky	1	0	1	0.0-0	0.0-0
10/16/10	* ARKANSAS	1	1	0	0.0-0	0.0-0
10/23/10	* LSU	1	0	1	0.0-0	0.0-0
10/30/10	* at Ole Miss	0	0	0	0.0-0	0.0-0
11/6/10	* CHATTANOOGA	0	0	0	0.0-0	0.0-0
11/13/10	* GEORGIA	2	2	0	2.0-14	2.0-14
11/26/10	* at Alabama	0	0	0	0.0-0	0.0-0
12/4/10	* South Carolina (SECCG)	4	2	2	2.5-8	1.0-6
1/10/11	* Oregon (BCSNCG)	4	4	0	1.0-2	0.0-0
DATE	OPPONENT	TT	UT	AT	TFL-YDS	QBS-YDS
9/3/11	* UTAH STATE	3	0	3	1.5-1	0.0-0
9/10/11	* MISSISSIPPI STATE	9	6	3	0.5-2	0.0-0
9/17/11	* at Clemson	5	5	0	1.0-1	0.0-0



**JONATHAN** #35  
**EVANS** LB

5-11 • 232 • Jr. • 2L  
Prichard, Ala. (Mattie T. Blount)  
Philosophy

2011 — Fifth on team with 15 tackles ... Made third career start in the season opener with Utah State ... Led the team with a career-best 14 tackles ... 14 stops were the most by an Auburn defender since Mike McNeil recorded 14 in the BCS National Championship Game against Oregon ... Tallied one tackle against Mississippi State ... Did not travel to Clemson due to injury.

## EVANS' CAREER DEFENSIVE STATS

YEAR	G/GS	TT	UT	AT	TFL-YDS	QBS-YDS	FF/FR	PD	I/YDS
2009	13/1	28	21	7	0.5-1	0.0-0	0/0	0	0/0
2010	13/1	27	16	11	1.0-1	0.0-0	0/0	0	0/0
2011	1/1	14	7	7	0.0-0	0.0-0	0/0	0	0/0
<b>Totals</b>	<b>27/3</b>	<b>69</b>	<b>44</b>	<b>25</b>	<b>1.5-2</b>	<b>0.0-0</b>	<b>0/0</b>	<b>0</b>	<b>0/0</b>

## EVANS' CAREER GAME HIGH STATS


	No.	Opponent	Date
Tackles	14	Utah State	9/3/11

## EVANS' GAME-BY-GAME DEFENSIVE STATS

DATE	OPPONENT	TT	UT	AT	TFL-YDS	QBS-YDS
9/5/09	LOUISIANA TECH	1	0	1	0.0-0	0.0-0
9/12/09	MISSISSIPPI STATE	1	0	1	0.0-0	0.0-0
9/19/09	WEST VIRGINIA	0	0	0	0.0-0	0.0-0
9/26/09	BALL STATE	2	2	0	0.0-0	0.0-0
10/3/09	at Tennessee	2	2	0	0.0-0	0.0-0
10/10/09	at Arkansas	2	1	1	0.0-0	0.0-0
10/17/09	KENTUCKY	1	0	1	0.0-0	0.0-0
10/24/09	at LSU	1	0	1	0.0-0	0.0-0
10/31/09	OLE MISS	1	1	0	0.0-0	0.0-0
11/7/09	FURMAN	5	5	0	0.0-0	0.0-0
11/14/09	at Georgia	4	2	2	1.5-1	0.0-0
11/27/09	* ALABAMA	8	8	0	0.0-0	0.0-0
1/1/10	Northwestern (Outback)	0	0	0	0.0-0	0.0-0

DATE	OPPONENT	TT	UT	AT	TFL-YDS	QBS-YDS
9/4/10	ARKANSAS STATE	4	2	2	0.0-0	0.0-0
9/9/10	at Mississippi State	1	0	1	0.0-0	0.0-0
9/18/10	CLEMSON	0	0	0	0.0-0	0.0-0
9/25/10	SOUTH CAROLINA	DID NOT PLAY				
10/2/10	LOUISIANA-MONROE	4	2	2	0.0-0	0.0-0
10/9/10	at Kentucky	3	2	1	0.0-0	0.0-0
10/16/10	ARKANSAS	4	3	1	0.0-0	0.0-0
10/23/10	LSU	3	2	1	0.5-1	0.0-0
10/30/10	* at Ole Miss	5	3	2	0.5-0	0.0-0
11/6/10	CHATTANOOGA	0	0	0	0.0-0	0.0-0
11/13/10	GEORGIA	2	2	0	0.0-0	0.0-0
11/26/10	at Alabama	0	0	0	0.0-0	0.0-0
12/4/10	South Carolina (SECCG)	1	0	1	0.0-0	0.0-0
1/10/11	Oregon (BCSNCG)	0	0	0	0.0-0	0.0-0


DATE	OPPONENT	TT	UT	AT	TFL-YDS	QBS-YDS
9/3/11	* UTAH STATE	7	7	14	0.0-0	0.0-0
9/10/11	MISSISSIPPI STATE	1	0	1	0.0-0	0.0-0
9/17/11	at Clemson	DID NOT PLAY				



**TRENT** #31  
**FISHER** DB

6-1 • 186 • Fr. • RS  
Nashville, Tenn. (Christian Presbyterian)  
Political Science

2011 — Saw playing time on special teams in first three games.



**ERIQUE** #14  
**FLORENCE** DB

6-1 • 179 • Fr. • HS  
Valley, Ala. (Valley)  
Undecided

# The Players

2011 — Recorded one tackle against Utah State ... Saw time at safety and on special teams against Mississippi State ... Registered two solo stops and a forced fumble against the Bulldogs ... One tackle at Clemson.

## FLORENCE'S CAREER DEFENSIVE STATS


YEAR	G/GS	TT	UT	AT	TFL-YDS	QBS-YDS	FF/FR	PD	I/YDS
2011	3/0	4	3	1	0.0-0	0.0-0	1/0	0	0/0

## FLORENCE'S CAREER GAME HIGH STATS

No.	Opponent	Date
Tackles	2	Mississippi State
Forced Fumbles	1	Mississippi State

## FLORENCE'S GAME-BY-GAME DEFENSIVE STATS

DATE	OPPONENT	TT	UT	AT	TFL-YDS	INT-YDS
9/3/11	UTAH STATE	1	0	1	0.0-0	0.0-0
9/10/11	MISSISSIPPI STATE	2	2	0	0.0-0	0.0-0
9/17/11	at Clemson	1	1	0	0.0-0	0.0-0



**DEE FORD** #95 DE

6-2 • 240 • Jr. • 2L  
Odenville, Ala. (St. Clair County)  
Liberal Arts

2011 — Leads Auburn with four QB hurries ... Posted three tackles and a sack against Utah State in the season opener ... Also credited with a pair of quarterback hurries ... Had three tackles and one TFL against Mississippi State ... Also credited with two quarterback hurries ... One tackle at Clemson.

## FORD'S CAREER DEFENSIVE STATS

YEAR	G/GS	TT	UT	AT	TFL-YDS	QBS-YDS	FF/FR	PD	I/YDS
2009	13/0	12	5	7	2.5-17	1.0-10	0/0	1	1/3
2010	13/1	10	7	3	2.0-16	2.0-16	0/0	0	0/0
2011	3/0	7	6	1	2.0-4	1.0-3	0/0	0	0/0
<b>Totals</b>	<b>28/1</b>	<b>29</b>	<b>18</b>	<b>11</b>	<b>6.5-36</b>	<b>4.0-29</b>	<b>0/0</b>	<b>1</b>	<b>1/3</b>

## FORD'S GAME-BY-GAME DEFENSIVE STATS

DATE	OPPONENT	TT	UT	AT	TFL-YDS	QBS-YDS
9/5/09	LOUISIANA TECH	1	0	1	0.0-0	0.0-0
9/12/09	MISSISSIPPI STATE	1	1	0	0.0-0	0.0-0
9/19/09	WEST VIRGINIA	0	0	0	0.0-0	0.0-0
9/26/09	BALL STATE	4	1	3	1.5-11	1.0-10
10/3/09	at Tennessee	0	0	0	0.0-0	0.0-0
10/10/09	at Arkansas	2	0	2	0.0-0	0.0-0
10/17/09	KENTUCKY	0	0	0	0.0-0	0.0-0
10/24/09	at LSU	0	0	0	0.0-0	0.0-0
10/31/09	OLE MISS	0	0	0	0.0-0	0.0-0
11/7/09	FURMAN	4	3	1	1.0-6	0.0-0
11/14/09	at Georgia	0	0	0	0.0-0	0.0-0
11/27/09	ALABAMA	0	0	0	0.0-0	0.0-0
1/1/10	Northwestern (Outback)	0	0	0	0.0-0	0.0-0

DATE	OPPONENT	TT	UT	AT	TFL-YDS	QBS-YDS
9/4/10	ARKANSAS STATE	0	0	0	0.0-0	0.0-0
9/9/10	at Mississippi State	0	0	0	0.0-0	0.0-0
9/18/10	CLEMSON	DID NOT PLAY				
9/25/10	SOUTH CAROLINA	0	0	0	0.0-0	0.0-0
10/2/10	* LOUISIANA-MONROE	4	3	1	0.0-0	0.0-0
10/9/10	at Kentucky	1	0	1	0.0-0	0.0-0
10/16/10	ARKANSAS	0	0	0	0.0-0	0.0-0
10/23/10	LSU	0	0	0	0.0-0	0.0-0
10/30/10	at Ole Miss	1	0	1	0.0-0	0.0-0
11/6/10	CHATTANOOGA	3	3	0	1.0-5	1.0-5
11/13/10	GEORGIA	1	1	0	1.0-11	1.0-11
11/26/10	at Alabama	0	0	0	0.0-0	0.0-0

12/4/10	South Carolina (SECCG)	1	0	1	0.0-0	0.0-0
1/10/11	Oregon (BCSNCG)	0	0	0	0.0-0	0.0-0
DATE	OPPONENT	TT	UT	AT	TFL-YDS	QBS-YDS
9/3/11	UTAH STATE	3	3	0	1.0-3	1.0-3
9/10/11	MISSISSIPPI STATE	3	2	1	1.0-1	0.0-0
9/17/11	at Clemson	1	1	0	0.0-0	0.0-0



**KIEHL FRAZIER** #10 QB

6-2 • 220 • Fr. • HS  
Springdale, Ark. (Shiloh Christian)  
Undecided

2011 — Took one snap against Utah State, a trick play that resulted in a 25-yard completion from Clint Moseley to Onterio McCalebb ... Took one snap against Mississippi State in a specialty formation ... Received the most snaps of his young career and rushed for three yards on one carry ... The carry was the first of his Auburn career.



**ELTORO FREEMAN** #21 LB

5-11 • 221 • Sr. • 2L  
Alexander City, Ala. (Miss. Gulf Coast CC)  
Exercise Science

2011 — Made his season debut against Mississippi State ... Posted four tackles ... Added half a tackle for loss ... Two tackles at Clemson.

## FREEMAN'S CAREER DEFENSIVE STATS

YEAR	G/GS	TT	UT	AT	TFL-YDS	QBS-YDS	FF/FR	PD	I/YDS
2009	10/7	31	15	16	2.0-12	1.0-10	0/0	0	0/0
2010	12/5	37	22	15	4.0-10	1.0-3	0/0	0	0/0
2011	2/0	6	1	5	0.5-3	0.0-0	0/0	0	0/0
<b>Totals</b>	<b>23/12</b>	<b>74</b>	<b>38</b>	<b>36</b>	<b>6.5-25</b>	<b>2.0-13</b>	<b>0/0</b>	<b>0</b>	<b>0/0</b>

## FREEMAN'S CAREER GAME HIGH STATS

No.	Opponent	Date
Tackles	12	LSU
TFL's	2.0	2x (last vs. Alabama)
Sacks	1.0	2x (last vs. Alabama)

## FREEMAN'S GAME-BY-GAME DEFENSIVE STATS

DATE	OPPONENT	TT	UT	AT	TFL-YDS	QBS-YDS
9/5/09	LOUISIANA TECH	DID NOT PLAY				
9/12/09	MISSISSIPPI STATE	6	2	4	0.0-0	0.0-0
9/19/09	* WEST VIRGINIA	1	1	0	0.0-0	0.0-0
9/26/09	* BALL STATE	0	0	0	0.0-0	0.0-0
10/3/09	* at Tennessee	0	0	0	0.0-0	0.0-0
10/10/09	at Arkansas	DID NOT PLAY				
10/17/09	KENTUCKY	0	0	0	0.0-0	0.0-0
10/24/09	* at LSU	12	5	7	2.0-12	1.0-10
10/31/09	* OLE MISS	9	6	3	0.0-0	0.0-0
11/7/09	* FURMAN	0	0	0	0.0-0	0.0-0
11/14/09	* at Georgia	2	0	2	0.0-0	0.0-0
11/27/09	ALABAMA	DID NOT PLAY				
1/1/10	Northwestern (Outback)	1	1	0	0.0-0	0.0-0

# The Players

DATE	OPPONENT	TT	UT	AT	TFL-YDS	QBS-YDS
9/4/10	* ARKANSAS STATE	6	3	3	1.0-4	0.0-0
9/9/10	* at Mississippi State	9	6	3	1.0-1	0.0-0
9/18/10	CLEMSON	0	0	0	0.0-0	0.0-0
9/25/10	SOUTH CAROLINA	0	0	0	0.0-0	0.0-0
10/2/10	LOUISIANA-MONROE	3	3	0	0.0-0	0.0-0
10/9/10	at Kentucky				DID NOT PLAY	
10/16/10	ARKANSAS				DID NOT PLAY	
10/23/10	LSU	0	0	0	0.0-0	0.0-0
10/30/10	at Ole Miss	0	0	0	0.0-0	0.0-0
11/6/10	* CHATTANOOGA	8	3	5	0.0-0	0.0-0
11/13/10	GEORGIA	0	0	0	0.0-0	0.0-0
11/26/10	* at Alabama	9	6	3	2.0-5	1.0-3
12/4/10	South Carolina (SECCG)	1	0	1	0.0-0	0.0-0
1/10/11	Oregon (BCSNCG)	1	1	0	0.0-0	0.0-0

DATE	OPPONENT	TT	UT	AT	TFL-YDS	QBS-YDS
9/3/11	UTAH STATE				DID NOT PLAY	
9/10/11	MISSISSIPPI STATE	4	3	1	0.5-3	0.0-0
9/17/11	at Clemson	2	0	2	0.0-0	0.0-0



**HARRIS** #58  
**GASTON** LB

6-2 • 236 • So. • 1L  
Birmingham, Ala. (Bessemer Academy)  
Liberal Arts

2011 — Tallied three tackles in the opener with Utah State ... Saw snaps against MSU ... Saw playing time against Clemson.

## GASTON'S CAREER DEFENSIVE STATS

YEAR	G/GS	TT	UT	AT	TFL-YDS	QBS-YDS	FF/FR	PD	I/YDS
2009	4/0	9	3	6	0.0-0	0.0-0	0/0	0	0/0
2010	9/0	3	3	0	0.0-0	0.0-0	0/0	0	0/0
2011	2/0	3	1	2	0.0-0	0.0-0	0/0	0	0/0
<b>Totals</b>	<b>15/0</b>	<b>15</b>	<b>7</b>	<b>8</b>	<b>0.0-0</b>	<b>0.0-0</b>	<b>0/0</b>	<b>0</b>	<b>0/0</b>

## GASTON'S CAREER GAME HIGH STATS


No.	Opponent	Date
Tackles	6	Ball State
		9/26/09

## GASTON'S GAME-BY-GAME DEFENSIVE STATS

DATE	OPPONENT	TT	UT	AT	TFL-YDS	QBS-YDS
9/5/09	LOUISIANA TECH	1	1	0	0.0-0	0.0-0
9/12/09	MISSISSIPPI STATE	1	1	0	0.0-0	0.0-0
9/19/09	WEST VIRGINIA	1	0	1	0.0-0	0.0-0
9/26/09	BALL STATE	6	1	5	0.0-0	0.0-0
10/3/09	at Tennessee				DID NOT PLAY	
10/10/09	at Arkansas				DID NOT PLAY	
10/17/09	KENTUCKY				DID NOT PLAY	
10/24/09	at LSU				DID NOT PLAY	
10/31/09	OLE MISS				DID NOT PLAY	
11/7/09	FURMAN				DID NOT PLAY	
11/14/09	at Georgia				DID NOT PLAY	
11/27/09	ALABAMA				DID NOT PLAY	
1/1/10	Northwestern (Outback)				DID NOT PLAY	

DATE	OPPONENT	TT	UT	AT	TFL-YDS	QBS-YDS
9/4/10	ARKANSAS STATE	0	0	0	0.0-0	0.0-0
9/9/10	at Mississippi State				DID NOT PLAY	
9/18/10	CLEMSON	0	0	0	0.0-0	0.0-0
9/25/10	SOUTH CAROLINA	0	0	0	0.0-0	0.0-0
10/2/10	LOUISIANA-MONROE	1	1	0	0.0-0	0.0-0
10/9/10	at Kentucky				DID NOT PLAY	
10/16/10	ARKANSAS				DID NOT PLAY	
10/23/10	LSU	0	0	0	0.0-0	0.0-0
10/30/10	at Ole Miss	1	1	0	0.0-0	0.0-0
11/6/10	CHATTANOOGA	0	0	0	0.0-0	0.0-0
11/13/10	GEORGIA				DID NOT PLAY	
11/26/10	at Alabama	0	0	0	0.0-0	0.0-0
12/4/10	South Carolina (SECCG)	1	1	0	0.0-0	0.0-0
1/10/11	Oregon (BCSNCG)				DID NOT PLAY	


DATE	OPPONENT	TT	UT	AT	TFL-YDS	QBS-YDS
9/3/11	UTAH STATE	3	1	2	0.0-0	0.0-0
9/10/11	MISSISSIPPI STATE	0	0	0	0.0-0	0.0-0
9/17/11	at Clemson	1	1	0	0.0-0	0.0-0



**BRANDON** #11  
**FULSE** TE

6-4 • 238 • Fr. • HS  
Ft. Meade, Fla. (Ft. Meade)  
Undecided

2011 — Saw playing in time in the first three games of the season.



**JUSTIN** #26  
**GARRETT** LB

6-1 • 198 • Fr. • HS  
Tucker, Ga. (Tucker)  
Undecided

2011 — Had one tackle in the opener with Utah State ... Saw playing time against Mississippi State ... Recorded one tackle at Clemson.

## GARRETT'S CAREER DEFENSIVE STATS

YEAR	G/GS	TT	UT	AT	TFL-YDS	QBS-YDS	FF/FR	PD	I/YDS
2011	3/0	2	2	0	0.0-0	0.0-0	0/0	0	0/0

## GARRETT'S CAREER GAME HIGH STATS

No.	Opponent	Date
Tackles	1	2x (last at Clemson)
		9/17/11

## GARRETT'S GAME-BY-GAME DEFENSIVE STATS

DATE	OPPONENT	TT	UT	AT	TFL-YDS	QBS-YDS
9/3/11	UTAH STATE	1	1	0	0.0-0	0.0-0
9/10/11	MISSISSIPPI STATE	0	0	0	0.0-0	0.0-0
9/17/11	at Clemson	1	1	0	0.0-0	0.0-0

# The Players



**A.J. GREENE** #77  
**OL**

6-5 • 295 • Sr. • 1L  
Madison, Tenn. (Brentwood Academy)  
Anthropology

**CAREER** — Appeared in nine games with five starts.

**2011** — Saw snaps on the offensive line against Utah State ... Got the start at right tackle against Mississippi State ... Start vs. MSU was his first start since Clemson in September 2010 ... Made his second-straight start at left tackle against Clemson.




**JOSH HARRIS** #61  
**DS**

6-1 • 224 • Sr. • 2L  
Carrollton, Ga. (Carrollton)  
Public Administration

**CAREER** — AU's deep snapper the last two seasons ... Awarded scholarship by coaches in August 2010.

**2011** — Tied for team lead with two special teams tackles ... Deep snapper on all field goal, PAT's and punts.



**JAKE HOLLAND** #5  
**LB**

6-1 • 235 • So. • 1L  
Pelham, Ala. (Pelham)  
Pre-Building Science

**2011** — Fourth on the team with 23 tackles ... Leads team with 2.5 TFL ... Made his first career start against Utah State ... Totaled career-best 11 tackles with two tackles for loss ... Had just 12 career tackles prior to opener ... Had five tackles against Mississippi State ... Also credited with half a tackle for loss against the Bulldogs ... Added two QB hurries ... Seven tackles and one break-up at Clemson.

### HOLLAND'S CAREER DEFENSIVE STATS

YEAR	G/GS	TT	UT	AT	TFL-YDS	QBS-YDS	FF/FR	PD	I/YDS
2010	9/0	12	7	5	2.0-3	1.0-2	0/1	1	0/0
2011	3/3	23	13	10	2.5-7	0.0-0	0/0	1	0/0
<b>Totals</b>	<b>12/3</b>	<b>35</b>	<b>20</b>	<b>15</b>	<b>4.5-10</b>	<b>1.0-2</b>	<b>0/1</b>	<b>2</b>	<b>0/0</b>

### HOLLAND'S CAREER GAME HIGH STATS

	No.	Opponent	Date
Tackles	11	Utah State	9/3/11
TFL's	2.0	Utah State	9/3/11
Sacks	1.0	ULM	10/2/10

### HOLLAND'S CAREER DEFENSIVE STATS

DATE	OPPONENT	TT	UT	AT	TFL-YDS	QBS-YDS
9/4/10	ARKANSAS STATE				DID NOT PLAY	
9/9/10	at Mississippi State				DID NOT PLAY	
9/18/10	CLEMSON				DID NOT PLAY	

DATE	OPPONENT	TT	UT	AT	TFL-YDS	QBS-YDS
9/25/10	SOUTH CAROLINA				DID NOT PLAY	
10/2/10	LOUISIANA-MONROE	3	3	0	1.0-3	1.0-3
10/9/10	at Kentucky	0	0	0	0.0-0	0.0-0
10/16/10	ARKANSAS	0	0	0	0.0-0	0.0-0
10/23/10	LSU	1	0	1	0.0-0	0.0-0
10/30/10	at Ole Miss	1	0	1	0.0-0	0.0-0
11/6/10	CHATTANOOGA	5	3	2	0.0-0	0.0-0
11/13/10	GEORGIA	0	0	0	0.0-0	0.0-0
11/26/10	at Alabama				DID NOT PLAY	
12/4/10	South Carolina (SECCG)	2	1	1	1.0-1	0.0-0
1/10/11	Oregon (BCSNCG)	0	0	0	0.0-0	0.0-0

DATE	OPPONENT	TT	UT	AT	TFL-YDS	QBS-YDS
9/3/11	* UTAH STATE	11	4	7	2.0-7	0.0-0
9/10/11	* MISSISSIPPI STATE	5	4	1	0.5-0	0.0-0
9/17/11	* at Clemson	7	5	2	0.0-0	0.0-0



**CHRIS HUMPHRIES** #40  
**RB**

6-2 • 223 • Sr. • 2L  
Somerville, Ala. (Brewer)  
Agricultural Economics

**2012** — Saw playing time on special teams in the first three games.

### HUMPHRIES' CAREER DEFENSIVE STATS

YEAR	G/GS	TT	UT	AT	TFL-YDS	QBS-YDS	FF/FR	PD	I/YDS
2009	11/0	8	6	2	1.0-1	0.0-0	1/0	0	0/0
2010	9/0	4	2	2	0.0-0	0.0-0	0/1	0	0/0
2011	2/0	0	0	0	0.0-0	0.0-0	0/0	0	0/0
<b>Totals</b>	<b>22/0</b>	<b>12</b>	<b>8</b>	<b>4</b>	<b>1.0-1</b>	<b>0.0-0</b>	<b>1/1</b>	<b>0</b>	<b>0/0</b>



**CHRIS LANDRUM** #33  
**LB**

6-3 • 235 • Fr. • HS  
Sweetwater, Ala. (Sweetwater)  
Undecided

**2011** — Has not played.



**COREY LEMONIER** #55  
**DE**

6-4 • 228 • So. • 1L  
Hialeah, Fla. (Hialeah)  
Pre-Business

**2011** — SEC Coaches Pre-Season Third Team ... Totaled three tackles in the opener with Utah State ... Also added a pair of quarterback hurries ... Five tackles and one sack against Mississippi State ... Totaled two tackles for loss ... Forced one fumble and also credited with a QB hurry against the Bulldogs ... Sack was first since October 2, 2010 vs. ULM ... Started at Clemson.



# The Players

## LEMONIER'S CAREER DEFENSIVE STATS

YEAR	G/GS	TT	UT	AT	TFL-YDS	QBS-YDS	FF/FR	PD	I/YDS
2010	14/1	17	12	5	5.0-23	2.0-13	1/0	0	0/0
2011	3/3	8	4	4	2.0-6	1.0-4	1/0	0	0/0
<b>Totals</b>	<b>17/4</b>	<b>25</b>	<b>16</b>	<b>9</b>	<b>7.0-29</b>	<b>3.0-17</b>	<b>2/0</b>	<b>0</b>	<b>0/0</b>

## LEMONIER'S CAREER GAME HIGH STATS

	No.	Opponent	Date
Tackles	5	Mississippi State	9/10/11
TFL's	2.0	2x (last vs. Mississippi State)	9/10/11
Sacks	1.0	3x (last vs. Mississippi State)	9/10/11

## LEMONIER'S GAME-BY-GAME DEFENSIVE STATS

DATE	OPPONENT	TT	UT	AT	TFL-YDS	QBS-YDS
9/4/10	ARKANSAS STATE	1	0	1	0.0-0	0.0-0
9/9/10	at Mississippi State	1	0	1	0.0-0	0.0-0
9/18/10	CLEMSON	1	0	1	0.0-0	0.0-0
9/25/10	SOUTH CAROLINA	2	1	1	1.0-8	1.0-8
10/2/10	LOUISIANA-MONROE	3	3	0	2.0-8	1.0-5
10/9/10	at Kentucky	0	0	0	0.0-0	0.0-0
10/16/10	ARKANSAS	0	0	0	0.0-0	0.0-0
10/23/10	LSU	0	0	0	0.0-0	0.0-0
10/30/10	at Ole Miss	2	2	0	1.0-4	0.0-0
11/6/10	* CHATTANOOGA	0	0	0	0.0-0	0.0-0
11/13/10	GEORGIA	1	1	0	0.0-0	0.0-0
11/26/10	at Alabama	1	0	1	0.0-0	0.0-0
12/4/10	South Carolina (SECCG)	2	2	0	0.0-0	0.0-0
1/10/11	Oregon (BCSNCG)	3	2	1	1.0-3	0.0-0

DATE	OPPONENT	TT	UT	AT	TFL-YDS	QBS-YDS
9/3/11	* UTAH STATE	3	1	2	0.0-0	0.0-0
9/10/11	* MISSISSIPPI STATE	5	3	2	2.0-6	1.0-4
9/17/11	* at Clemson	0	0	0	0.0-0	0.0-0



**PHILIP** #43  
**LUTZENKIRCHEN** TE

6-5 • 250 • Jr. • 2L  
Marietta, Ga. (Lassiter)  
Communications

**CAREER** — 2nd in touchdowns by a TE in Auburn history with nine ... Holds AU single-season record for touchdowns by a TE with five (2010) ... T-8th in AU history in TD catches for a freshman with two.

**2011** — SEC Coaches Pre-Season Third Team ... Mackey Award Watch List ... Sports Illustrated Preseason All-SEC Team ... Phil Steele Preseason All-SEC Third Team ... Tied for team lead with two TD receptions ... Tied for third with five catches ... Two receptions for 22 yards against Utah St. ... Scored on a 15-yd reception from Barrett Trotter ... Three receptions for 18 yards and a score against Mississippi State ... Touchdown was from 10 yards out ... Made his third start of the year against Clemson.

## LUTZENKIRCHEN'S CAREER RECEIVING STATS

YEAR	G/GS	NO	YDS	AVG	TD	LP/OPPONENT
2009	13/1	5	66	13.2	2	21/Furman
2010	13/5	15	185	12.3	5	39/Oregon (BCSNCG)
2011	3/3	5	40	9.0	2	15/USU
<b>Totals</b>	<b>29/9</b>	<b>25</b>	<b>292</b>	<b>11.7</b>	<b>9</b>	<b>39/Oregon (BCSNCG)</b>

## LUTZENKIRCHEN'S CAREER GAME HIGH STATS

	No.	Opponent	Date
Receptions	4	ULM	10/2/10
Rec. Yards	48	Oregon (BCSNCG)	1/10/11
Rec. TDs	2	Georgia	11/13/10


## LUTZENKIRCHEN'S GAME-BY-GAME RECEIVING STATS

DATE	OPPONENT	REC	YDS	AVG	TD	TD REC
9/5/09	LOUISIANA TECH	0	0	0.0	0	--

9/12/09	MISSISSIPPI STATE	1	13	13.0	1	13
9/19/09	WEST VIRGINIA	0	0	0.0	0	--
9/26/09	BALL STATE	1	14	14.0	0	--
10/3/09	at Tennessee	0	0	0.0	0	--
10/10/09	at Arkansas	0	0	0.0	0	--
10/17/09	KENTUCKY	0	0	0.0	0	--
10/24/09	at LSU	2	18	9.0	1	1
10/31/09	OLE MISS	0	0	0.0	0	--
11/7/09	* FURMAN	1	21	21.0	0	--
11/14/09	at Georgia	0	0	0.0	0	--
11/27/09	ALABAMA	0	0	0.0	0	--
1/1/10	Northwestern (Outback)	0	0	0.0	0	--

DATE	OPPONENT	REC	YDS	AVG	TD	TD REC
9/4/10	ARKANSAS STATE	0	0	0.0	0	--
9/9/10	at Mississippi State	0	0	0.0	0	--
9/18/10	CLEMSON	0	0	0.0	0	--
9/25/10	* SOUTH CAROLINA	3	22	7.3	1	7
10/2/10	LOUISIANA-MONROE	4	41	13.7	1	26
10/9/10	* at Kentucky	1	12	12.0	0	--
10/16/10	ARKANSAS	0	0	0.0	0	--
10/23/10	* LSU	1	6	6.0	0	--
10/30/10	at Ole Miss	0	0	0.0	0	--
11/6/10	CHATTANOOGA			DID NOT PLAY		
11/13/10	GEORGIA	2	31	15.5	2	18, 13
11/26/10	* at Alabama	1	7	7.0	1	7
12/4/10	South Carolina (SECCG)	1	18	18.0	0	--
1/10/11	Oregon (BCSNCG)	2	48	24.0	0	--

DATE	OPPONENT	REC	YDS	AVG	TD	TD REC
9/3/11	* UTAH STATE	2	22	11.0	1	15
9/10/11	* MISSISSIPPI STATE	3	18	6.0	1	10
9/17/11	* at Clemson	0	0	0.0	0	--



**ERIC** #60  
**MACK** OL

6-4 • 330 • Fr. • RS  
St. Matthews, SC (Calhoun County)  
Liberal Arts

**2011** — Saw action against Utah State.



**TRE** #21  
**MASON** RB

5-10 • 190 • Fr. • HS  
Lake Worth, Fla. (Park Vista)  
Undecided

**CAREER** — Owns two of the top five kick-off return yard games in Auburn history.  
**2011** — Leads the SEC and ranks 17th nationally with an average of 29.4 yds per KO return ... Second nationally with 411 return yards ... Named SEC Co-Freshman of the Week for his effort against Utah State ... Returned a kick 97 yards for a touchdown in the second quarter ... First Auburn freshman to accomplish that feat since Brad Lester in 2005 against Ball State ... Finished the day with 176 return yards, the third-most in school history ... His 97-yard KO return TD was the eighth-longest in school history ... Also rushed one time for 2 yards ... Averaged 28.7 yards on six returns, with a long of 41 yards against MSU ... Also rushed three times for 14 yards ... Totaled 63 yards on four kick returns against Clemson ... Added four carries for 15 yards with a long run of 14 yards.

## MASON'S CAREER RUSHING STATS

# The Players


YEAR	G/GS	NO	YDS	AVG	TD	LP/OPPONENT
2011	3/0	8	31	3.9	0	15/MSU

## MASON'S CAREER KICK RETURN STATS

YEAR	G/GS	NO	YDS	AVG	TD	LP/OPPONENT
2011	3/0	14	411	29.4	1	97/USU

## MASON'S GAME-BY-GAME KICK RETURN STATS

DATE	OPPONENT	NO	YDS	AVG	TD	TD RET
9/3/11	UTAH STATE	4	176	44.0	1	97
9/10/11	MISSISSIPPI STATE	6	172	28.7	0	--
9/17/11	at Clemson	4	63	15.8	0	--



## ONTERIO #23 McCALEBB RB

5-10 • 170 • Jr. • 2L  
Fort Meade, Fla. (Hargrave Military)  
Anthropology

**CAREER** — 24th in career rushing at AU with 1,518 yards ... Holds AU single-season record for yards per carry (min. 75 attempts) with 8.5 yard average ... Became the first AU freshman to ever rush for 100 yards or more in his first two games ... Is just the fourth AU freshman to rush for 100 yards or more in any two consecutive games (Carnell Williams in 2001, Darrell Williams in 1989 and Ron O'Neal in (1981) ... T-10th in rushing yardage for a freshman in AU history ... Became sixth AU freshman to rush for 500 yards in a season ... Has five TD runs of 48 yards or longer.

**2011** — SEC Coaches Pre-Season Third Team ... Second on team in rushing (112) and receptions (9) ... Made his seventh career start against Utah State ... Rushed nine times for 44 yards ... Also caught a career-high five passes ... Totaled 176 all-purpose yards ... Ran for 68 yards on 11 carries against Mississippi State ... Also tallied 24 yards on three receptions ... 92 total yards on the day ... Set a new season high for receptions against the Bulldogs ... 51 total yards at Clemson.

## McCALEBB'S CAREER RUSHING STATS

YEAR	G/GS	NO	YDS	AVG	TD	LP/OPPONENT
2009	11/2	105	565	5.4	4	62/Ball State
2010	14/4	95	810	8.5	9	70/LSU
2011	3/3	30	146	4.9	0	18/Clemson
<b>Totals</b>	<b>28/9</b>	<b>230</b>	<b>1521</b>	<b>6.6</b>	<b>13</b>	<b>70/LSU</b>

## McCALEBB'S CAREER RECEIVING STATS

YEAR	G/GS	NO	YDS	AVG	TD	LP/OPPONENT
2009	11/2	6	58	9.7	0	24/Tennessee
2010	14/4	7	86	12.3	1	23/Kentucky
2011	3/3	10	84	8.4	0	25/USU
<b>Totals</b>	<b>28/9</b>	<b>23</b>	<b>228</b>	<b>9.9</b>	<b>1</b>	<b>25/Utah State</b>

## McCALEBB'S CAREER ALL-PURPOSE STATS

YEAR	G/GS	RUSH-TD	REC-TD	KO-TD	TOTAL - TDs
2009	11/2	565-4	58-0	272-0	895-4
2010	14/4	810-9	86-1	227-0	1123-10
2011	3/3	146-0	84-0	26-0	256-0
<b>Totals</b>	<b>27/8</b>	<b>1521-13</b>	<b>228-1</b>	<b>525-0</b>	<b>2274-14</b>

## McCALEBB'S CAREER GAME HIGH STATS

No.	Opponent	Date	
Rush Attempts	22	Louisiana Tech	9/5/09
Rush Yards	148	Louisiana Tech	9/5/09
Rush TDs	3	Georgia	11/13/10
Receptions	5	Utah State	9/3/11
Rec. Yards	62	Tennessee	10/3/09
Rec. TDs	1	South Carolina (SECCG)	12/4/10

## McCALEBB'S GAME-BY-GAME RUSHING STATS

DATE	OPPONENT	ATT	YDS	Avg.	TD	TD Runs
9/5/09	LOUISIANA TECH	22	148	6.7	1	3
9/12/09	* MISSISSIPPI STATE	16	114	7.1	1	48
9/19/09	WEST VIRGINIA	8	20	2.5	0	--
9/26/09	BALL STATE	8	83	10.4	1	1
10/3/09	at Tennessee	13	51	3.9	0	--
10/10/09	at Arkansas	6	23	3.8	1	3
10/17/09	KENTUCKY	7	22	3.1	0	--
10/24/09	at LSU	3	3	1.0	0	--
10/31/09	OLE MISS					DID NOT PLAY
11/7/09	FURMAN					DID NOT PLAY
11/14/09	* at Georgia	11	60	5.5	0	--
11/27/09	ALABAMA	5	23	4.6	0	--
1/1/10	Northwestern (Outback)	6	18	3.0	0	--

DATE	OPPONENT	ATT	YDS	Avg.	TD	TD Runs
9/4/10	* ARKANSAS STATE	9	76	8.4	0	--
9/9/10	at Mississippi State	12	68	5.7	0	--
9/18/10	CLEMSON	10	81	8.1	1	12
9/25/10	SOUTH CAROLINA	7	55	7.9	0	--
10/2/10	LOUISIANA-MONROE	4	56	14.0	1	50
10/9/10	* at Kentucky	5	9	1.8	0	--
10/16/10	ARKANSAS	4	29	7.2	1	13
10/23/10	LSU	4	84	21.0	1	70
10/30/10	* at Ole Miss	9	99	11.0	1	68
11/6/10	CHATTANOOGA	2	55	27.5	1	49
11/13/10	GEORGIA	12	71	5.9	3	4, 2, 4
11/26/10	at Alabama	8	50	6.2	0	--
12/4/10	South Carolina (SECCG)	3	30	10.0	0	--
1/10/11	* Oregon (BCSNCG)	6	47	7.8	0	--

DATE	OPPONENT	ATT	YDS	Avg.	TD	TD Runs
9/3/11	* UTAH STATE	9	44	4.9	0	--
9/10/11	* MISSISSIPPI STATE	11	68	6.2	0	--
9/17/11	* at Clemson	10	34	3.4	0	--

## McCALEBB'S GAME-BY-GAME RECEIVING STATS

DATE	OPPONENT	REC	YDS	AVG	TD	TD REC
9/5/09	LOUISIANA TECH	0	0	0.0	0	--
9/12/09	* MISSISSIPPI STATE	0	0	0.0	0	--
9/19/09	WEST VIRGINIA	0	0	0.0	0	--
9/26/09	BALL STATE	1	-3	-3.0	0	--
10/3/09	at Tennessee	3	62	30.7	0	--
10/10/09	at Arkansas	0	0	0.0	0	--
10/17/09	KENTUCKY	1	2	2.0	0	--
10/24/09	at LSU	0	0	0.0	0	--
10/31/09	OLE MISS					DID NOT PLAY
11/7/09	FURMAN					DID NOT PLAY
11/14/09	* at Georgia	1	-3	-3.0	0	--
11/27/09	ALABAMA	0	0	0.0	0	--
1/1/10	* Northwestern (Outback)	0	0	0.0	0	--

DATE	OPPONENT	REC	YDS	AVG	TD	TD REC
9/4/10	* ARKANSAS STATE	0	0	0.0	0	--
9/9/10	at Mississippi State	0	0	0.0	0	--
9/18/10	CLEMSON	0	0	0.0	0	--
9/25/10	SOUTH CAROLINA	0	0	0.0	0	--
10/2/10	LOUISIANA-MONROE	0	0	0.0	0	--
10/9/10	* at Kentucky	1	23	23.0	0	--
10/16/10	ARKANSAS	0	0	0.0	0	--
10/23/10	LSU	1	17	17.0	0	--
10/30/10	* at Ole Miss	0	0	0.0	0	--
11/6/10	CHATTANOOGA	0	0	0.0	0	--
11/13/10	GEORGIA	0	0	0.0	0	--
11/26/10	at Alabama	2	24	12.0	0	--
12/4/10	South Carolina (SECCG)	1	12	12.0	1	12
1/10/11	* Oregon (BCSNCG)	2	10	5.0	0	--

DATE	OPPONENT	REC	YDS	AVG	TD	TD REC
9/3/11	* UTAH STATE	5	43	8.6	0	--
9/10/11	* MISSISSIPPI STATE	4	24	6.0	0	--
9/17/11	* at Clemson	1	17	17.0	0	--

# The Players

## McCALEBB'S GAME-BY-GAME ALL-PURPOSE YARDS

DATE	OPPONENT	REC - TDs	RUSH - TDs	KO - TDs	TOTAL - TDs
9/5/09	LOUISIANA TECH	0 - 0	148 - 1	49 - 0	197 - 1
9/12/09	* MISSISSIPPI STATE	0 - 0	114 - 1	81 - 0	195 - 1
9/19/09	WEST VIRGINIA	0 - 0	20 - 0	32 - 0	52 - 0
9/26/09	BALL STATE	-3 - 0	83 - 0	0 - 0	80 - 0
10/3/09	at Tennessee	62 - 0	51 - 0	91 - 0	204 - 0
10/10/09	at Arkansas	0 - 0	23 - 1	19 - 0	42 - 1
10/17/09	KENTUCKY	2 - 0	22 - 0	0 - 0	24 - 0
10/24/09	at LSU	0 - 0	3 - 0	0 - 0	3 - 0
10/31/09	OLE MISS				DID NOT PLAY
11/7/09	FURMAN				DID NOT PLAY
11/14/09	at Georgia	-3 - 0	60 - 0	0 - 0	57 - 0
11/27/09	ALABAMA	0 - 0	23 - 0	0 - 0	23 - 0
1/1/10	Northwestern (Outback)	0 - 0	18 - 0	0 - 0	18 - 0

DATE	OPPONENT	REC - TDs	RUSH - TDs	KO - TDs	TOTAL - TDs
9/4/10	* ARKANSAS STATE	0 - 0	76 - 0	0 - 0	76 - 0
9/9/10	at Mississippi State	0 - 0	68 - 0	0 - 0	68 - 0
9/18/10	CLEMSON	0 - 0	81 - 1	0 - 0	81 - 1
9/25/10	SOUTH CAROLINA	0 - 0	55 - 0	38 - 0	93 - 0
10/2/10	LOUISIANA-MONROE	0 - 0	56 - 1	0 - 0	56 - 1
10/9/10	* at Kentucky	23 - 0	9 - 0	0 - 0	32 - 0
10/16/10	ARKANSAS	0 - 0	29 - 1	99 - 0	128 - 1
10/23/10	LSU	17 - 0	84 - 1	33 - 0	134 - 1
10/30/10	* at Ole Miss	0 - 0	99 - 1	0 - 0	99 - 1
11/6/10	CHATTANOOGA	0 - 0	55 - 1	0 - 0	55 - 1
11/13/10	GEORGIA	0 - 0	71 - 3	0 - 0	71 - 0
11/26/10	at Alabama	24 - 0	50 - 0	38 - 0	112 - 0
12/4/10	South Carolina (SECCG)	12 - 1	30 - 0	19 - 0	61 - 1
1/10/11	* Oregon (BCSNCG)	10 - 0	47 - 0	0 - 0	57 - 0

DATE	OPPONENT	REC - TDs	RUSH - TDs	KO - TDs	TOTAL - TDs
9/3/11	* UTAH STATE	43 - 0	44 - 0	26 - 0	113 - 0
9/10/11	* MISSISSIPPI STATE	24 - 0	68 - 0	0 - 0	92 - 0
9/17/11	* at Clemson	17 - 0	34 - 0	0 - 0	51 - 0

9/18/10	CLEMSON	0	0	0	0	0-0
9/25/10	SOUTH CAROLINA	4	4	0	0	0-0
10/2/10	LOUISIANA-MONROE					DID NOT PLAY
10/9/10	at Kentucky	3	1	2	0	0-0
10/16/10	ARKANSAS	2	1	1	0	0-0
10/23/10	LSU	1	1	0	0	0-0
10/30/10	at Ole Miss	0	0	0	0	0-0
11/6/10	CHATTANOOGA	5	3	2	0	0-0
11/13/10	GEORGIA	0	0	0	1	0-0
11/26/10	at Alabama	1	1	0	0	0-0
12/4/10	South Carolina (SECCG)	2	1	1	0	0-0
1/10/11	Oregon (BCSNCG)	1	1	0	0	0-0

## McNEAL'S GAME-BY-GAME DEFENSIVE STATS

DATE	OPPONENT	TT	UT	AT	PD	INT-YDS
9/3/11	* UTAH STATE	7	1	6	1	0-0
9/10/11	* MISSISSIPPI STATE	8	5	3	0	1-43
9/17/11	* at Clemson	8	7	1	0	0-0



**IKEEM** #16

**MEANS** DB

6-0 • 205 • Jr. • 2L  
Wetumpka, Ala. (Wetumpka)  
Management

2011 — Saw playing time on special teams in the opener with Utah State ... Recorded a special teams tackle against Mississippi State ... Contributed on special teams at Clemson.

## MEAN'S CAREER DEFENSIVE STATS

YEAR	G/GS	TT	UT	AT	TFL-YDS	QBS-YDS	FF/FR	PD	I/YDS
2009	12/0	10	6	4	0.0-0	0.0-0	0/0	0	0/0
2010	14/0	10	6	4	0.0-0	0.0-0	0/0	0	0/0
2011	3/0	1	0	1	0.0-0	0.0-0	0/0	0	0/0
<b>Totals</b>	<b>29/0</b>	<b>21</b>	<b>12</b>	<b>9</b>	<b>0.0-0</b>	<b>0.0-0</b>	<b>0/0</b>	<b>0</b>	<b>0/0</b>

## MEAN'S GAME-BY-GAME DEFENSIVE STATS

DATE	OPPONENT	TT	UT	AT	PD	INT-YDS
9/4/10	ARKANSAS STATE	0	0	0	0	0-0
9/9/10	at Mississippi State	2	2	0	0	0-0
9/18/10	CLEMSON	0	0	0	0	0-0
9/25/10	SOUTH CAROLINA	0	0	0	0	0-0
10/2/10	LOUISIANA-MONROE	0	0	0	0	0-0
10/9/10	at Kentucky	1	0	1	0	0-0
10/16/10	ARKANSAS	1	0	1	0	0-0
10/23/10	LSU	0	0	0	0	0-0
10/30/10	at Ole Miss	2	1	1	0	0-0
11/6/10	CHATTANOOGA	1	1	0	0	0-0
11/13/10	GEORGIA	0	0	0	0	0-0
11/26/10	at Alabama	0	0	0	0	0-0
12/4/10	South Carolina (SECCG)	2	2	0	0	0-0
1/10/11	Oregon (BCSNCG)	1	0	1	0	0-0

DATE	OPPONENT	TT	UT	AT	PD	INT-YDS
9/3/11	UTAH STATE	0	0	0	0	0-0
9/10/11	MISSISSIPPI STATE	1	0	1	0	0-0
9/17/11	at Clemson	0	0	0	0	0-0



**DEMETRUC** #12

**McNEAL** DB

6-2 • 194 • So. • 1L  
College Park, Ga. (Bancker)  
Liberal Arts

2011 — Third on the team with 24 tackles ... Made his first career start in the opener with Utah State ... Totaled seven tackles ... Also added a pass break-up ... Totaled career-best eight tackles against Mississippi State ... Recorded his first career interception in the first quarter and returned it 43 yards for a touchdown ... TD was the first of his career ... Added a tackle for a loss ... First Auburn player to return an interception for a TD since T'Sharvan Bell against South Carolina in the 2010 SEC Championship game ... Totaled career-best eight tackles and forced the second fumble of his career at Clemson ... Includes seven solo stops.

## McNEAL'S CAREER DEFENSIVE STATS

YEAR	G/GS	TT	UT	AT	TFL-YDS	QBS-YDS	FF/FR	PD	I/YDS
2010	13/0	24	17	7	0.0-0	0.0-0	1/0	1	0/0
2011	3/3	24	13	11	1.0-4	0.0-0	1/0	1	1/43
<b>Totals</b>	<b>16/3</b>	<b>48</b>	<b>30</b>	<b>18</b>	<b>1.0-4</b>	<b>0.0-0</b>	<b>2/0</b>	<b>2</b>	<b>1/43</b>


## MCNEAL'S CAREER GAME HIGH STATS

No.	Opponent	Date
8	at Clemson	9/17/11
1	2x (Last vs. Utah State)	9/3/11
1	Mississippi State	9/10/11

## McNEAL'S GAME-BY-GAME DEFENSIVE STATS

DATE	OPPONENT	TT	UT	AT	PD	INT-YDS
9/4/10	ARKANSAS STATE	0	0	0	0	0-0
9/9/10	at Mississippi State	1	1	0	0	0-0

# The Players



**JONATHAN** #6  
**MINCY** DB

5-10 • 180 • Fr. • RS  
Decatur, Ga. (SW Dekalb)  
Undecided

2011 — Saw action in the opener against Utah State ... Saw increased playing time against Mississippi State and recorded three tackles ... Saw extensive action at corner against Clemson ... Totaled a career-high five tackles, including four solo stops.

### MINCY'S CAREER DEFENSIVE STATS

YEAR	G/GS	TT	UT	AT	TFL-YDS	QBS-YDS	FF/FR	PD	I/YDS
2011	3/0	8	7	1	0.0-0	0.0-0	0/0	0	0-0

### MINCY'S CAREER GAME HIGH STATS

	No.	Opponent	Date
Tackles	5	at Clemson	9/17/11

### MINCY'S GAME-BY-GAME DEFENSIVE STATS

DATE	OPPONENT	TT	UT	AT	PD	INT-YDS
9/3/11	UTAH STATE	0	0	0	0	0-0
9/10/11	MISSISSIPPI STATE	3	3	0	0	0-0
9/17/11	at Clemson	5	4	1	0	0-0



**ANTHONY** #8  
**MORGAN** RB

5-11 • 195 • Jr. • 2L  
Brantley, Ala. (Brantley)  
Liberal Arts

2011 — Started at running back against Utah State ... Saw action on special teams at Clemson.

### MORGAN'S CAREER DEFENSIVE STATS

YEAR	G/GS	TT	UT	AT	TFL-YDS	QBS-YDS	FF/FR	PD	I/YDS
2010	9/0	8	6	2	0.0-0	0.0-0	1/0	0	0/0

### MORGAN'S CAREER RUSHING STATS

YEAR	G/GS	NO	YDS	AVG	TD	LP/OPPONENT
2011	2/1	0	0	0.0	0	--



**CLINT** #15  
**MOSELEY** QB

6-3 • 213 • So. • 1L  
Leroy, Ala. (Leroy)  
Sociology

2011 — Attempted his first collegiate pass against Utah State ... Completed the strike for 25 yards to Onterio McCalebb ... Play came on a trick play that saw fellow QB Kiehl Frazier take the snap under center ... Saw snaps against Mississippi State, but did not attempt a pass.

### MOSELEY'S CAREER PASSING STATS

YEAR	G/GS	CMP	ATT	PCT	YDS	INT	TD	LP/OPPONENT
2011	2/0	1	1	100.0	25	0	0	25/Utah State

### MOSELEY'S GAME-BY-GAME PASSING STATS

DATE	OPPONENT	CMP	ATT	YDS	INT	TD	TD Pass	
9/3/11	UTAH STATE	1	1	25	0	0	--	
9/10/11	MISSISSIPPI STATE	0	0	0	0	0	--	
9/17/11	at Clemson	DID NOT PLAY						




**BRANDON** #75  
**MOSLEY** OL

6-6 • 305 • Sr. • 1L  
Jefferson, GA (Coffeyville [KS]/Jefferson HS)  
Public Administration

CAREER — Started 14 straight games and appeared in 17 ... Part of offense that became the first AU team to ever rush for 300 yards or more in six straight SEC games during 2010 season.

2011 — SEC Coaches Pre-Season second team ... Made his 12th straight start in the season opener ... Got the start at left tackle against Mississippi State ... Start at left tackle for the second consecutive game at Clemson.



**JABRIAN** #93  
**NILES** DL

6-2 • 297 • Fr. • HS  
Mobile, Ala. (Davidson)  
Undecided

2011 — Has not played.

# The Players



**LaDARIUS** #10  
**OWENS** DE

6-2 • 237 • Fr. • RS  
Bessemer, Ala. (Jess Lanier)  
Liberal Arts

2011 — Recorded one tackle against Mississippi State.



**CODY** #36  
**PARKEY** K

6-0 • 190 • So. • 1L  
Jupiter, Fla. (Jupiter)  
Marketing

2011 — Tied with Oklahoma State's Quinn Sharp for the national lead with 12 touchbacks ... Kicked off seven times with four touchbacks in the opener with Utah State ... Perfect on six extra-point tries ... Made the first two field goals of his collegiate career (43 and 37) against Mississippi State .... Averaged 69.6 yards on eight kickoffs ... Recorded four touchbacks ... Perfect on five PATs .... Successful only his lone field goal attempt against Clemson, a 38-yarder ... Perfect on three PATs.

### PARKEY'S CAREER KICKING STATS


YEAR	FG-A	Pct.	0-19	20-29	30-39	40-49	50+	PAT	PTS
2011	3-3	1.000	0-0	0-0	2-2	1-1	0-0	11-11	17

### BYRUM'S CAREER GAME HIGH STATS

	No.	Opponent	Date
FG Attempts	2	Mississippi State	9/10/11
FGs Made	2	Mississippi State	9/10/11

2011 Field Goal Sequence (**Made/Missed**):

UTAH STATE: None  
MISSISSIPPI STATE: 43, 37  
at Clemson: 38



**LADARIOUS** #37  
**PHILLIPS** RB

6-0 • 291 • Fr. • RS  
Roanoke, Ala. (Handley)  
Exercise Science

2011 — Saw snaps in the first two games of the season.



**TROVON** #1  
**REED** WR

6-0 • 183 • Fr. • RS  
Thibodaux, La. (Thibodaux)  
Liberal Arts

2011 — Recorded the first receptions of his career against Utah State ... Finished with four catches for 33 yards ... Had one reception for no gain against Mississippi State ... Three catches for 31 yards at Clemson ... Also rushed two times for 12 yards.

### REED'S CAREER RECEIVING STATS

YEAR	G/GS	NO	YDS	AVG	TD	LP/OPPONENT
2010	1/0	0	0	0.0	0	--
2011	3/1	8	64	8.0	0	16/Clemson
Totals	4/1	8	64	8.0	0	16/Clemson

### REED'S CAREER RUSHING STATS

YEAR	G/GS	NO	YDS	AVG	TD	LP/OPPONENT
2010	1/0	2	8	4.0	0	6/Clemson
2011	3/1	2	12	6.0	0	10/Clemson
Totals	4/1	4	20	5.0	0	10/Clemson

### REED'S CAREER PUNT RETURN STATS


YEAR	G/GS	NO	YDS	AVG	TD	LP/OPPONENT
2011	3/1	5	28	5.6	0	9/Utah State and MSU

### REED'S GAME-BY-GAME RECEIVING STATS

DATE	OPPONENT	REC	YDS	AVG	TD	TD REC
9/3/11	UTAH STATE	4	33	8.3	0	--
9/10/11	MISSISSIPPI STATE	1	0	0.0	0	--
9/17/11	* at Clemson	3	31	10.3	0	--

### REED'S GAME-BY-GAME PUNT RETURN STATS

DATE	OPPONENT	NO	YDS	AVG	TD	TD RET
9/3/11	UTAH STATE	2	13	6.5	0	--
9/10/11	MISSISSIPPI STATE	1	9	9.0	0	--
9/17/11	* at Clemson	2	6	3.0	0	--



**ASHTON** #56  
**RICHARDSON** LB

6-0 • 212 • Sr. • 2L  
New Orleans, La. (St. Michael)  
Animal Science

2011 — Awarded scholarship by coaches in August 2011 ... Has not played.


# The Players



**GREG ROBINSON** #73  
**OL**

6-5 • 305 • Fr. • HS  
Thibodaux, La. (Thibodaux)  
Undecided

2011 — Has not played.



**JONATHAN ROSE** #28  
**DB**

6-2 • 178 • Fr. • HS  
Leeds, Ala. (Leeds)  
Undecided

2011 — Has not played.



**CRAIG SANDERS** #13  
**DE**

6-4 • 260 • So. • 1L  
Clio, Ala. (Ariton)  
Liberal Arts

2011 — Recorded two tackles in the season opener ... Also tallied half a tackle for loss that resulted in a loss of six yards against Utah State ... Three tackles, including 1.5 tackles for loss, against Mississippi State ... Saw snaps at Clemson.


### SANDERS' CAREER DEFENSIVE STATS

YEAR	G/GS	TT	UT	AT	TFL-YDS	QBS-YDS	FF/FR	PD	I/YDS
2010	13/0	8	7	1	1.0-6	1.0-6	0/0	0	0/0
2011	3/0	5	3	2	2.0-9	0.0-0	0/0	0	0/0
<b>Totals</b>	<b>16/0</b>	<b>13</b>	<b>10</b>	<b>3</b>	<b>3.0-15</b>	<b>1.0-6</b>	<b>0/0</b>	<b>0</b>	<b>0/0</b>

### SANDERS' GAME-BY-GAME DEFENSIVE STATS

DATE	OPPONENT	TT	UT	AT	TFL-YDS	QBS-YDS
9/4/10	ARKANSAS STATE	3	3	0	0.0-0	0.0-0
9/9/10	at Mississippi State	1	1	0	0.0-0	0.0-0
9/18/10	CLEMSON	0	0	0	0.0-0	0.0-0
9/25/10	SOUTH CAROLINA	1	1	0	0.0-0	0.0-0
10/2/10	LOUISIANA-MONROE	0	0	0	0.0-0	0.0-0
10/9/10	at Kentucky	DID NOT PLAY				
10/16/10	ARKANSAS	1	0	1	0.0-0	0.0-0
10/23/10	LSU	0	0	0	0.0-0	0.0-0
10/30/10	at Ole Miss	0	0	0	0.0-0	0.0-0
11/6/10	CHATTANOOGA	0	0	0	0.0-0	0.0-0
11/13/10	GEORGIA	1	1	0	0.0-0	0.0-0
11/26/10	at Alabama	0	0	0	0.0-0	0.0-0
12/4/10	South Carolina (SECCG)	1	1	0	1.0-6	1.0-6
1/10/11	Oregon (BCSNCG)	0	0	0	0.0-0	0.0-0

DATE	OPPONENT	TT	UT	AT	TFL-YDS	QBS-YDS
9/3/11	UTAH STATE	2	1	1	0.5-6	0.0-0
9/10/11	MISSISSIPPI STATE	3	2	1	1.5-3	0.0-0
9/17/11	at Clemson	0	0	0	0.0-0	0.0-0



**DEVAUNTE SIGLER** #96  
**DL**

6-3 • 263 • Fr. • HS  
Mobile, Ala. (B.C. Rain)  
Undecided


2011 — True freshman saw his first action in the opener with Utah State ... Tallied one tackle ... Three tackles in win over Mississippi State ... Registered one tackle at Clemson.

### SIGLER'S CAREER DEFENSIVE STATS

YEAR	G/GS	TT	UT	AT	TFL-YDS	QBS-YDS	FF/FR	PD	I/YDS
2011	3/0	5	3	2	0.0-0	0.0-0	0/0	0	0/0

### SIGLER'S GAME-BY-GAME DEFENSIVE STATS

DATE	OPPONENT	TT	UT	AT	TFL-YDS	QBS-YDS
9/3/11	UTAH STATE	1	0	1	0.0-0	0.0-0
9/10/11	MISSISSIPPI STATE	3	2	1	0.0-0	0.0-0
9/17/11	at Clemson	1	1	0	0.0-0	0.0-0



**CHAD SLADE** #62  
**OL**

6-5 • 320 • RFr. • RS  
Moody, Ala. (Moody)  
Liberal Arts

2011 — Saw his first snaps of his career and made his first career start in the season opener against Utah State at right tackle ... Moved inside to right guard for his second start of the season against Mississippi State ... Saw limited snaps against Clemson.



**RYAN SMITH** #24  
**DB**

6-2 • 208 • So. • 1L  
Cordova, Ala. (Cordova)  
Liberal Arts

2011 — Saw action against Utah State ... Made the game-saving tackle on Mississippi State quarterback Chris Relf at the goal line as time expired ... First non-special teams tackle of his career ... The tackle was just the fourth of Smith's career ... Set a career high with three stops against Clemson.

### SMITH'S CAREER DEFENSIVE STATS

YEAR	G/GS	TT	UT	AT	TFL-YDS	QBS-YDS	FF/FR	PD	I/YDS
2010	14/0	3	3	0	0.0-0	0.0-0	0/0	0	0/0
2011	3/0	4	3	1	0.0-0	0.0-0	0/0	0	0/0
<b>Totals</b>	<b>17/0</b>	<b>7</b>	<b>6</b>	<b>1</b>	<b>0.0-0</b>	<b>0.0-0</b>	<b>0/0</b>	<b>0</b>	<b>0/0</b>

### SMITH'S GAME-BY-GAME DEFENSIVE STATS

DATE	OPPONENT	TT	UT	AT	PD	INT-YDS
9/4/10	ARKANSAS STATE	0	0	0	0	0-0
9/9/10	at Mississippi State	0	0	0	0	0-0

# The Players

9/18/10	CLEMSON	0	0	0	0	0-0
9/25/10	SOUTH CAROLINA	0	0	0	0	0-0
10/2/10	LOUISIANA-MONROE	0	0	0	0	0-0
10/9/10	at Kentucky	0	0	0	0	0-0
10/16/10	ARKANSAS	1	1	0	0	0-0
10/23/10	LSU	0	0	0	0	0-0
10/30/10	at Ole Miss	0	0	0	0	0-0
11/6/10	CHATTANOOGA	0	0	0	0	0-0
11/13/10	GEORGIA	1	1	0	0	0-0
11/26/10	at Alabama	0	0	0	0	0-0
12/4/10	South Carolina (SECCG)	1	1	0	0	0-0
1/10/11	Oregon (BCSNCG)	0	0	0	0	0-0

DATE	OPPONENT	TT	UT	AT	PD	INT-YDS
9/3/11	UTAH STATE	0	0	0	0	0-0
9/10/11	MISSISSIPPI STATE	1	1	0	0	0-0
9/17/11	at Clemson	3	2	1	0	0-0



**TRAVANTE STALLWORTH** #85  
**WR**

5-9 • 190 • Jr. • 2L  
Leesville, Ala. (Leesville)  
Public Administration

**2010** — Made the first start of his career against Utah State ... Recorded four catches for 93 yards and a touchdown ... Touchdown was a 39-yard catch-and-run ... One reception against Mississippi State ... Team-high five receptions and 71 yards against Clemson.

### STALLWORTH'S CAREER RECEIVING STATS

YEAR	G/GS	NO	YDS	AVG	TD	LP/OPPONENT
2009	10/0	2	21	10.5	0	16/Ball State
2010	3/0	0	0	0.0	0	--
2011	3/3	10	160	16.0	1	39/Utah State
<b>Totals</b>	<b>16/3</b>	<b>12</b>	<b>181</b>	<b>15.1</b>	<b>1</b>	<b>39/Utah State</b>

### BLAKE'S CAREER GAME HIGH STATS

	No.	Opponent	Date
Receptions	5	Clemson	9/17/11
Receiving Yards	93	Utah State	9/3/11
TDs	1	Utah State	9/3/11

### STALLWORTH'S GAME-BY-GAME RECEIVING STATS

DATE	OPPONENT	REC	YDS	AVG	TD	TD REC
9/3/11	* UTAH STATE	4	93	23.3	1	39
9/10/11	* MISSISSIPPI STATE	1	-4	-4.0	0	--
9/17/11	* at Clemson	5	71	14.2	0	20



**JOHN SULLEN** #71  
**OL**

6-5 • 333 • Jr. • 2L  
Auburn, Ala. (Auburn)  
History

**CAREER** — Played in 29 games, recording three starts.


**2010** — Made his second career start against Utah State in the season opener ... Saw snaps against Mississippi State, but did not start ... Started at right guard against Clemson.



**ANTHONY SWAIN** #44  
**LB**

6-2 • 205 • Fr. • HS  
Gadsden, Ala. (Gadsden City)  
Undecided

**2011** — Has not played.



**ROBENSON THEREZIE** #27  
**DB**

5-9 • 192 • Fr. • HS  
Miami, Fla. (Jackson)  
Undecided

**2011** — Saw snaps, but did not record any stats against Utah State ... Had one assisted tackle against Mississippi State ... Saw time against Clemson.



**NEIKO THORPE** #15  
**DB**

6-3 • 191 • Sr. • 3L  
Tucker, Ga. (HS)  
Philosophy

**CAREER** — Has one return for touchdown, a 69-yard blocked FG vs. UK (10/17/09) ... Five career double-digit tackle games ... Needs three tackles for 200 in his career.

**2011** — *SEC Coaches Pre-Season Third Team* ... Leads Auburn and ranks sixth nationally with 36 tackles ... Recorded nine tackles against Utah State in his first game at safety ... Total included seven unassisted stops ... 11 tackles against Mississippi State ... Also in on a TFL ... Led Auburn with 16 tackles against Clemson ... First Auburn player to record more than 15 tackles since Dontarrious Thomas posted 19 stops against Syracuse on 9/22/01 ... Also recovered the first fumble of his career against Clemson.

### THORPE'S CAREER DEFENSIVE STATS

YEAR	G/GS	TT	UT	AT	TFL-YDS	QBS-YDS	FF/FR	PD	I/YDS
2008	11/1	29	20	9	0.0-0	0.0-0	1/0	6	2-101
2009	13/13	84	56	28	0.5-1	0.0-0	1/0	11	2-22
2010	14/13	64	45	19	0.5-1	0.0-0	0/0	9	0-0
2011	3/3	36	19	17	0.5-1	0.0-0	0/1	0	0-0
<b>Totals</b>	<b>41/30</b>	<b>213</b>	<b>140</b>	<b>73</b>	<b>1.5-3</b>	<b>0.0-0</b>	<b>2/1</b>	<b>26</b>	<b>4-123</b>

### THORPE'S CAREER GAME HIGH STATS

	No.	Opponent	Date
Tackles	16	at Clemson	9/17/11
Interceptions	1	4x (last vs. Northwestern)	1/1/10



# The Players



## THORPE'S GAME-BY-GAME DEFENSIVE STATS

DATE	OPPONENT	TT	UT	AT	PD	INT-YDS
8/30/08	LOUISIANA-MONROE	7	5	2	2	0-0
9/6/08	SOUTHERN MISS	1	1	0	0	0-0
9/13/08	MISSISSIPPI STATE	0	0	0	0	0-0
9/20/08	LSU	2	2	0	0	0-0
9/27/08	TENNESSEE	4	3	1	0	0-0
10/4/08	at Vanderbilt	2	1	1	2	0-0
10/11/08	* ARKANSAS	7	3	4	0	1-59
10/23/08	at West Virginia	0	0	0	0	0-0
11/1/08	at Ole Miss					DID NOT PLAY
11/8/08	TENNESSEE-MARTIN	0	0	0	0	1-42
11/15/08	GEORGIA	2	2	0	0	0-0
11/29/08	at Alabama	4	3	1	0	0-0

DATE	OPPONENT	TT	UT	AT	PD	INT-YDS
9/5/09	* LOUISIANA TECH	3	3	0	1	0-0
9/12/09	* MISSISSIPPI STATE	7	5	2	0	0-0
9/19/09	* WEST VIRGINIA	7	5	2	2	1-22
9/26/09	* BALL STATE	6	5	1	0	0-0
10/3/09	* at Tennessee	7	3	4	0	0-0
10/10/09	* at Arkansas	11	6	5	0	0-0
10/17/09	* KENTUCKY	4	3	1	2	0-0
10/24/09	* at LSU	8	2	6	1	0-0
10/31/09	* OLE MISS	2	2	0	1	0-0
11/7/09	* FURMAN	2	1	1	0	0-0
11/14/09	* at Georgia	5	1	4	0	0-0
11/27/09	* ALABAMA	8	7	1	1	0-0
1/1/10	* Northwestern (Outback)	14	13	1	1	1-0

DATE	OPPONENT	TT	UT	AT	PD	INT-YDS
9/4/10	* ARKANSAS STATE	4	3	1	1	0-0
9/9/10	* at Mississippi State	3	2	1	1	0-0
9/18/10	* CLEMSON	5	4	1	0	0-0
9/25/10	* SOUTH CAROLINA	3	2	1	1	0-0
10/2/10	LOUISIANA-MONROE	2	2	0	0	0-0
10/9/10	* at Kentucky	4	1	3	0	0-0
10/16/10	* ARKANSAS	10	10	0	1	0-0
10/23/10	* LSU	6	4	2	1	0-0
10/30/10	* at Ole Miss	7	5	2	0	0-0
11/6/10	* CHATTANOOGA	2	2	0	1	0-0
11/13/10	* GEORGIA	0	0	0	0	0-0
11/26/10	* at Alabama	12	6	6	2	0-0
12/4/10	* South Carolina (SECCG)	4	3	1	1	0-0
1/10/11	* Oregon (BCSNCG)	2	1	1	0	0-0

DATE	OPPONENT	TT	UT	AT	PD	INT-YDS
9/3/11	* UTAH STATE	9	7	2	0	0-0
9/10/11	* MISSISSIPPI STATE	11	4	7	0	0-0
9/17/11	* at Clemson	16	8	8	0	0-0



**JAMAR TRAVIS** #74 DL

6-0 • 294 • Jr. • 2L  
Brewton, Ala. (W.S. Neal)  
Public Administration

2011 — Recorded one tackle against Utah State ... Had one tackle for loss ... Also credited with one hurry ... One tackle in win over Mississippi State ... Saw snaps against Clemson.

## TRAVIS' CAREER DEFENSIVE STATS

YEAR	G/GS	TT	UT	AT	TFL-YDS	QBS-YDS	FF/FR	PD	I/YDS
2010	14/0	3	3	0	0.0-0	0.0-0	0/0	0	0/0
2011	3/0	2	1	1	1.0-1	0.0-0	0/0	0	0/0
<b>Totals</b>	<b>17/0</b>	<b>5</b>	<b>4</b>	<b>1</b>	<b>1.0-1</b>	<b>0.0-0</b>	<b>0/0</b>	<b>0</b>	<b>0/0</b>

## TRAVIS' GAME-BY-GAME DEFENSIVE STATS

DATE	OPPONENT	TT	UT	AT	TFL-YDS	QBS-YDS
9/3/11	UTAH STATE	1	0	1	0.0-0	0.0-0
9/10/11	MISSISSIPPI STATE	1	0	1	0.0-0	0.0-0
9/17/11	at Clemson	0	0	0	0.0-0	0.0-0



**BARRETT TROTTER** #14 QB

6-2 • 207 • Jr. • 1L  
Birmingham, Ala. (Briarwood Christian)  
Graduate

2011 — Fourth in the SEC in pass efficiency (177.6) ... Made his first career start at quarterback against Utah State ... Completed 17-of-23 passes for 261 yards and three touchdowns ... Touchdowns were on throws of 56, 39 and 15 yards ... Led Auburn on two scoring drives with less than four minutes remaining to overcome a 10-point deficit and earn the win ... Completed 16-of-23 passes for 146 yards and two touchdowns against Mississippi State in his first SEC start ... Touchdowns were on throws of 46 and 10 yards ... Completed 12-of-25 passes 198 yards and a touchdown ... One scoring throw of 36 yards.

## TROTTER'S CAREER PASSING STATS

YEAR	G/GS	CMP	ATT	PCT	YDS	INT	TD	LP/OPPONENT
2010	5/0	6	9	66.7	64	0	0	16/South Carolina (SECCG)
2011	3/3	45	71	63.4	605	2	6	56/Utah State
<b>Totals</b>	<b>8/3</b>	<b>51</b>	<b>80</b>	<b>63.8</b>	<b>669</b>	<b>2</b>	<b>6</b>	<b>56/Utah State</b>

## TROTTER'S CAREER GAME HIGH STATS

	No.	Opponent	Date
Completions	17	Utah State	9/3/11
Pass Attempts	25	at Clemson	9/17/11
Pass Yards	261	Utah State	9/3/11
Pass TDs	3	Utah State	9/3/11


## TROTTER'S GAME-BY-GAME PASSING STATS

DATE	OPPONENT	CMP	ATT	YDS	INT	TD	TD Pass
9/4/10	ARKANSAS STATE	1	1	13	0	0	--
9/9/10	at Mississippi State			DID NOT PLAY			
9/18/10	CLEMSON			DID NOT PLAY			
9/25/10	SOUTH CAROLINA			DID NOT PLAY			
10/2/10	LOUISIANA-MONROE	3	5	27	0	0	--
10/9/10	at Kentucky			DID NOT PLAY			
10/16/10	ARKANSAS			DID NOT PLAY			
10/23/10	LSU			DID NOT PLAY			
10/30/10	at Ole Miss	0	0	0	0	0	--
11/6/10	CHATTANOOGA	1	2	8	0	0	--
11/13/10	GEORGIA	0	0	0	0	0	--
11/26/10	at Alabama			DID NOT PLAY			
12/4/10	South Carolina (SECCG)	1	1	16	0	0	--
1/10/11	Oregon (BCSNCG)			DID NOT PLAY			

DATE	OPPONENT	CMP	ATT	YDS	INT	TD	TD Pass
9/3/11	* UTAH STATE	17	23	261	0	3	56, 39, 15
9/10/11	* MISSISSIPPI STATE	16	23	146	1	2	46, 10
9/17/11	* at Clemson	12	25	198	1	1	36



# The Players



**C.J. UZOMAH** #38  
**WR**

6-4 • 236 • Fr. • HS  
Suwanee, Ga. (North Gwinnett)  
Undecided


2011 — Saw playing time in the first three games of the season, primarily on special teams.



**CHRISTIAN WESTERMAN** #57  
**OL**

6-3 • 277 • Fr. • HS  
Suwanee, Ariz. (Hamilton)  
Undecided

2011 — Has not played.



**JEFFREY WHITAKER** #54  
**DT**

6-4 • 312 • So. • 1L  
Warner Robins, Ga. (Warner Robins)  
Liberal Arts

2011 — Made his first career start against Utah State ... Recorded a pair of tackles ... Also credited with half a tackle for loss ... Three tackles against Mississippi State ... Started against Clemson, but did not record a tackle.

### WHITAKER'S CAREER DEFENSIVE STATS

YEAR	G/GS	TT	UT	AT	TFL-YDS	QBS-YDS	FF/FR	PD	I/YDS
2010	14/0	7	4	3	0.0-0	0.0-0	0/0	0	0/0
2011	3/3	5	2	3	0.5-1	0.0-0	0/0	0	0/0
<b>Totals</b>	<b>17/3</b>	<b>12</b>	<b>6</b>	<b>6</b>	<b>0.5-1</b>	<b>0.0-0</b>	<b>0/0</b>	<b>0</b>	<b>0/0</b>


### WHITAKER'S CAREER GAME HIGH STATS

	No.	Opponent	Date
Tackles	3	2x (last vs. Mississippi State)	9/10/11
TFL's	0.5	Utah State	9/3/11

### WHITAKER'S GAME-BY-GAME DEFENSIVE STATS

DATE	OPPONENT	TT	UT	AT	TFL-YDS	QBS-YDS
9/4/10	ARKANSAS STATE	1	0	1	0.0-0	0.0-0
9/9/10	at Mississippi State	0	0	0	0.0-0	0.0-0
9/18/10	CLEMSON	1	1	0	0.0-0	0.0-0
9/25/10	SOUTH CAROLINA	0	0	0	0.0-0	0.0-0
10/2/10	LOUISIANA-MONROE	1	1	0	0.0-0	0.0-0
10/9/10	at Kentucky	0	0	0	0.0-0	0.0-0
10/16/10	ARKANSAS	0	0	0	0.0-0	0.0-0
10/23/10	LSU	0	0	0	0.0-0	0.0-0
10/30/10	at Ole Miss	0	0	0	0.0-0	0.0-0
11/6/10	CHATTANOOGA	3	1	2	0.0-0	0.0-0
11/13/10	GEORGIA	0	0	0	0.0-0	0.0-0
11/26/10	at Alabama	0	0	0	0.0-0	0.0-0
12/4/10	South Carolina (SECCG)	1	1	0	0.0-0	0.0-0
1/10/11	Oregon (BCSNCG)	0	0	0	0.0-0	0.0-0

DATE	OPPONENT	TT	UT	AT	TFL-YDS	QBS-YDS
9/3/11	* UTAH STATE	2	0	2	0.5-1	0.0-0
9/10/11	* MISSISSIPPI STATE	3	2	1	0.0-0	0.0-0
9/17/11	* at Clemson	0	0	0	0.0-0	0.0-0



**JAWARA WHITE** #38  
**LB**

6-2 • 230 • RFr. • RS  
Troy, Ala. (Charles Henderson)  
Pre-Business

2011 — Saw the first playing time of his career against Utah State ... Credited with one tackle ... Saw snaps against Mississippi State and recorded one tackle.

### WHITE'S CAREER DEFENSIVE STATS

YEAR	G/GS	TT	UT	AT	TFL-YDS	QBS-YDS	FF/FR	PD	I/YDS
2011	2/0	2	1	1	0.0-0	0.0-0	0/0	0	0/0

### WHITE'S GAME-BY-GAME DEFENSIVE STATS

DATE	OPPONENT	TT	UT	AT	TFL-YDS	QBS-YDS
9/3/11	UTAH STATE	1	0	1	0.0-0	0.0-0
9/10/11	MISSISSIPPI STATE	1	1	0	0.0-0	0.0-0
9/17/11	at Clemson				DID NOT PLAY	



**RYAN WHITE** #19  
**DB**

5-10 • 195 • So. • 1L  
Tallahassee, Fla. (Lincoln)  
Pre-Business

2011 — Serves as the holder on extra points and field goals ... Totaled two tackles against Utah State ... Made the first start of his career against Mississippi State ... Recorded four tackles and one break-up ... Made his second career start in the game at Clemson ... Set a career high with five tackles and a break up.

### WHITE'S CAREER DEFENSIVE STATS

YEAR	G/GS	TT	UT	AT	TFL-YDS	QBS-YDS	FF/FR	PD	I/YDS
2010	6/0	6	5	1	0.0-0	0.0-0	0/0	1	0/0
2011	4/2	11	8	3	0.0-0	0.0-0	0/0	2	0/0
<b>Totals</b>	<b>10/2</b>	<b>17</b>	<b>13</b>	<b>4</b>	<b>0.0-0</b>	<b>0.0-0</b>	<b>0/0</b>	<b>3</b>	<b>0/0</b>

### WHITE'S GAME-BY-GAME DEFENSIVE STATS


DATE	OPPONENT	TT	UT	AT	PD	INT-YDS
9/4/10	ARKANSAS STATE					DID NOT PLAY
9/9/10	at Mississippi State					DID NOT PLAY
9/18/10	CLEMSON					DID NOT PLAY
9/25/10	SOUTH CAROLINA					DID NOT PLAY
10/2/10	LOUISIANA-MONROE					DID NOT PLAY
10/9/10	at Kentucky					DID NOT PLAY
10/16/10	ARKANSAS					DID NOT PLAY
10/23/10	LSU					DID NOT PLAY
10/30/10	at Ole Miss	0	0	0	0	0-0
11/6/10	CHATTANOOGA	5	4	1	1	0-0
11/13/10	GEORGIA	0	0	0	0	0-0
11/26/10	at Alabama	0	0	0	0	0-0
12/4/10	South Carolina (SECCG)	0	0	0	0	0-0
1/10/11	Oregon (BCSNCG)	1	1	0	0	0-0



# The Players



DATE	OPPONENT	TT	UT	AT	PD	INT-YDS
9/3/11	UTAH STATE	2	1	1	0	0-0
9/10/11	* MISSISSIPPI STATE	4	4	0	1	0-0
9/17/11	* at Clemson	5	3	2	1	0-0



**JERMAINE** #32  
**WHITEHEAD** DB

5-11 • 183 • Fr. • HS  
Greenwood, Miss. (Amanda Elzy)  
Undecided

2011 — Saw snaps, but did not record any statistics against Utah State ... Recorded one assisted tackle against Mississippi State ... Saw playing time against Clemson.



**GABE** #90  
**WRIGHT** DL

6-3 • 316 • Fr. • HS  
Columbus, Ga. (Carver)  
Undecided

2011 — Saw playing time in the first three games of the season ... Recorded his first career tackle against Clemson.

# The Last Time...

## Auburn Team

**Had 35 First Downs...** vs. Western Carolina, 2002 (37)  
**Had 30 First Downs...** vs. Furman, 2009 (30)  
**Had 400 yards rushing...** vs. LSU, 2010 (440)  
**Had 300 yards rushing...** vs. Georgia, 2010 (315)  
**Had 300 yards rushing in consecutive games...** vs. Chattanooga (303); vs. Georgia (315), 2010  
**Had 300 yards rushing in six consecutive games...** at Kentucky (311); vs. Arkansas (330); vs. LSU, (440); at Ole Miss (343); vs. Chattanooga (303); vs. Georgia (315), 2010  
**Had 300 yards rushing in six consecutive SEC games...** vs. South Carolina (334); at Kentucky (311); vs. Arkansas (330); vs. LSU, (440); at Ole Miss (343); vs. Georgia (315), 2010  
**Had 50 or more rushing attempts...** vs. Oregon [BCSNCG], 2011 (50)  
**Had six or more rushing TDs...** vs. Arkansas, 2010 (6)  
**Had five or more rushing TDs...** vs. Georgia, 2010 (5)  
**Had four or more rushing TDs...** vs. Georgia, 2010 (5)  
**Had 350 or more yards passing...** vs. South Carolina [SECCG], 2010 (351)  
**Had 300 or more yards passing...** vs. South Carolina [SECCG], 2010 (351)  
**Had 50 or more pass attempts...** vs. Mississippi State, 1997 (54)  
**Had 30 or more pass completions...** vs. Arkansas, 1995 (34)  
**Had five TDs passing...** vs. Ball State, 2009 (5)  
**Had four TDs passing...** vs. South Carolina [SECCG], 2010 (4)  
**Had three TDs passing...** vs. Utah State, 2011 (3)  
**Had 500 or more yards total offense...** vs. Oregon [BCSNCG], 2011 (519)  
**Had 500 or more yards total offense in consecutive games...** vs. South Carolina [SECCG] (589), vs. Oregon [BCSNCG], 2011 (519)  
**Had 80 or more total plays...** vs. Oregon [BCSNCG], 2011 (85)  
**Scored 70 or more points...** vs. Louisiana-Monroe, 2003 (73)  
**Scored 60 or more points...** vs. Arkansas, 2010 (65)  
**Scored 50 or more points...** vs. South Carolina [SECCG], 2010 (56)  
**Scored 40 or more points...** vs. Mississippi State, 2011 (41)  
**Scored 40 or more points in three consecutive games...** at Ole Miss (51), vs. Chattanooga (62), vs. Georgia (49), 2010  
**Had five or more fumbles...** vs. Southern Miss (5), 2008  
**Did not commit a turnover...** vs. Utah State, 2011  
**Had 200-yard rusher and 100-yard receiver in a game...** vs. Syracuse, 2002 (Carnell Williams [202 rush] and Marcel Willis [113 receiving])  
**Had 150-yard rusher and 150-yard receiver in a game...** at Arkansas, 2001 (Carnell Williams [177 rush] and Tim Carter [156 receiving])  
**Had 100-yard receiver and 100-yard rusher in a game...** vs. Mississippi State, 2011 (Michael Dyer [150 rush], Emory Blake [108 rec])  
**Had two 100-yard rushers in a game...** vs. LSU, 2010 (Cam Newton [217] and Mike Dyer [100])  
**Had two 150-yard rushers in a game...** vs. Mississippi State, 2003 (Brandon Jacobs [182] and Carnell Williams [164])  
**Had three 100-yard rushers in a game ...** vs. Maryland, 1983 (Tommie Agee [219], Lionel James [115] and Bo Jackson [105])  
**Had two 100-yard receivers in a game...** vs. Chattanooga, 2010 (Terrell Zachery [148] and Darvin Adams [106])  
**Had a 60-yard run and a 60-yard pass in a game ...** vs. Alabama, 2009 (Terrell Zachery 67 rush, Chris Todd to Darvin Adams 72 pass)  
**Had three players with 2 rushing TDs...** vs. Louisiana-Monroe, 2003 (Carnell Williams [2], Brandon Jacobs [2], Tre Smith [2])  
**Had three players with 2 TDs...** vs. Georgia, 2010 (Onterio McCalebb [3 rush], Cam Newton [2 rush], Philip Lutzenkirchen [2 rec.])  
**Had two players with seven or more catches in a game ...** Courtney Taylor vs. Alabama, 2003 (7), Silas Daniels vs. Alabama, 2003 (7)  
**Scored a touchdown on offense, defense and special teams...** vs. Louisiana-Monroe, 2008 (2 offense [1 pass, 1 rush], 1 defense [fumble return], 1 special team [punt return])  
**Scored on the first offensive play ...** vs. Alabama, 2003 (Carnell Williams, 80 yard run)  
**Returned a punt for a TD...** vs. Louisiana-Monroe, 2008 (Robert Dunn) [66 yards]  
**Returned a kickoff for a TD...** vs. Utah State, 2011 (Tre Mason) [97 yards]  
**Returned opening kickoff for a TD...** vs. Tennessee-Martin, 2008 (Tristan Davis) [95 yards]  
**Returned three interceptions for TDs...** vs. LSU, 1994 (Ken Alvis, Fred Smith, Brian Robinson)  
**Returned two interceptions for TDs...** vs. LSU, 1994 (Ken Alvis, Fred Smith, Brian Robinson)  
**Returned an interception for a TD...** vs. Mississippi State, 2011 (Demetruce McNeal) [43]  
**Returned two fumbles for TDs...** vs. Vanderbilt, 2002 (Spencer Johnson, Karlos Dansby)

**Returned a fumble for a TD...** vs. Arkansas, 2010 (Zac Etheridge) [47]  
**Blocked a punt ...** vs. Arkansas, 2010 (Antonio Goodwin)  
**Blocked two punts...** vs. La-Monroe, 2003 (3 - Justin Fetsko [2], Donnay Young)  
**Blocked three punts ...** vs. La-Monroe, 2003 (3 - Justin Fetsko [2], Donnay Young)  
**Returned a blocked punt for a TD...** vs. Florida, 2006 (Tre Smith)  
**Blocked a field goal ...** vs. Kentucky, 2009 (Jake Ricks)  
**Returned a blocked field goal for a TD...** vs. Kentucky, 2009 (Neiko Thorpe) [69]  
**Blocked two field goals in a game...** at Georgia, 2001 (Alton Moore, 2)  
**Blocked a PAT attempt ...** vs. Arkansas State, 2010 (Mike Blanc)  
**Blocked two PAT attempt ...** vs. LSU, 1998 (Charles Dorsey, 2)  
**Missed a kicking PAT...** vs. Chattanooga, 2010 (Wes Byrum)  
**Had a punt blocked...** at Mississippi State, 2009 (Clinton Durst)  
**Had a field goal blocked...** at Mississippi State, 2010 (Wes Byrum)  
**Had a successful on-side kick...** vs. Utah State, 2011 (Chandler Brooks/Emory Blake)  
**Was held scoreless...** at Alabama, 2008 (0-36)  
**Was held scoreless at Jordan-Hare Stadium...** vs. Southern California, 2003 (0-23)  
**Held an opponent scoreless...** vs. Louisiana-Monroe, 2008 (34-0)  
**Held an opponent scoreless at Jordan-Hare Stadium...** vs. La-Monroe, 2008 (34-0)  
**Held an opponent to five or less first downs...** vs. Ball State, 2001 (5)  
**Held an opponent to 10 or less first downs...** vs. Tennessee, 2008 (9)  
**Intercepted five or more passes...** vs. Northwestern [Outback], 2010 (5)  
**Intercepted four or more passes...** vs. Northwestern [Outback], 2010 (5)  
**Held an opponent to 300 or less yards total offense...** vs. LSU, 2010 (243)  
**Held an opponent to 200 or less yards total offense...** vs. Tennessee, 2008 (191)  
**Held an opponent to 150 or less yards total offense...** at Mississippi State, 2008 (116)  
**Held an opponent to 100 or less yards total offense...** vs. Ball State, 2001 (92)  
**Held an opponent to 100 or less yards rushing...** vs. Oregon [BCSNCG], 2011 (75)  
**Held an opponent to 50 or less yards rushing...** vs. Louisiana-Monroe, 2010 (38)  
**Held an opponent to negative yards rushing...** vs. Florida, 2001 (-36)  
**Held an opponent to 100 or less yards passing...** vs. Kentucky, 2009 (75)  
**Held an opponent without a touchdown...** vs. Louisiana-Monroe, 2010  
**Scored a safety...** vs. Oregon [BCSNCG], 2011 (Mike Blanc)  
**Scored on a fake field goal...** vs. Vanderbilt, 2000 (Duval pass to Diamond)  
**Scored an offensive two-point conversion ...** at Alabama, 2006 (Lee Guess pass from Carl Stewart)  
**Scored two or more offensive two-point conversions...** vs. Florida, 2002 [2]  
**Scored a defensive two-point conversion...** vs. Ole Miss, 2009 (Demond Washington)  
**Had 10 or more penalties...** vs. Northwestern [Outback], 2010 (12)  
**Had 100 or more penalty yards...** Northwestern [Outback], 2010 (140)  
**Had 35 minutes time of possession...** at West Virginia, 2008 (35:19)  
**Was involved in a game that ended in a tie...** vs. Georgia, 1994 (23-23)  
**Was involved in an overtime game...** vs. Clemson, 2010 (27-24 win)  
**Won a game without scoring an offensive touchdown ...** at Miss. State, 2008 (3-2)

## Auburn Player

**Rushed 40 times in a game...** Carnell Williams vs. Syracuse, 2002 (40)  
**Rushed 35 times in a game...** Kenny Irons at Georgia, 2005 (37)  
**Rushed 30 times in a game...** Kenny Irons at Arkansas, 2005 (33)  
**Rushed for 200 yards in a game...** Cam Newton vs. LSU, 2010 (217)  
**Rushed for 150 yards in a game...** Michael Dyer vs. Mississippi State, 2011 (150)  
**Rushed for 100 yards in a game...** Michael Dyer vs. Mississippi State, 2011 (150)  
**Quarterback rushed for 100 yards in a game...** Cam Newton vs. Georgia, 2010 (151)  
**Rushed for 100 yards in five consecutive games...** Kenny Irons vs. Alabama (103), at Georgia (179), at Kentucky (103), vs. Ole Miss (101), at LSU (218), 2005  
**Rushed for 100 yards in four consecutive games...** Kenny Irons vs. Alabama (103), at Georgia (179), at Kentucky (103), vs. Ole Miss (101)  
**Rushed for 100 yards in three consecutive games...** Cam Newton at Kentucky (198), vs. Arkansas (188), vs. LSU (217), 2010  
**Rushed for 100 yards in consecutive games...** Mike Dyer vs. LSU (100), at Ole Miss (180), 2010  
**Rushed for 150 yards in three consecutive games...** Cam Newton at Kentucky (198), vs. Arkansas (188), vs. LSU (217), 2010  
**Rushed for 150 yards in consecutive games...** Michael Dyer vs. Mississippi State (150), at Clemson (151), 2011  
**Rushed for 4 or more TDs in a game...** Cam Newton at Kentucky, 2010 (4)  
**Rushed for 3 or more TDs in a game...** Onterio McCalebb vs. Georgia, 2010 (3)  
**Rushed for 2 or more TDs in four consecutive games...** Carnell Williams vs. Western Carolina (2), vs. Vanderbilt (2), at Miss. State (2), vs. Syracuse (2), 2002

# The Last Time...

**Rushed for 2 or more TDs in three consecutive games...** Michael Dyer vs. Utah State (2), vs. Mississippi State (2), at Clemson (2), 2011

**Rushed for a TD in five consecutive games...** Onterio McCalebb vs. Arkansas (1); vs. LSU (1); at Ole Miss (1); vs. Chattanooga (1); vs. Georgia (3), 2010

**Passed for 400 yards in a game...** Ben Leard at Georgia, 1999 (416)

**Passed for 300 yards in a game...** Cam Newton vs. South Carolina [SECCG], 2010 (335)

**Attempted 50 passes in a game...** Dameyune Craig vs. Mississippi State, 1997 (54)

**Attempted 40 passes in a game...** Kodi Burns at Ole Miss, 2008 (43)

**Threw five TDs in a game...** Chris Todd vs. Ball State, 2009 (5)

**Threw four TDs in a game...** Cam Newton vs. South Carolina [SECCG], 2010 (4)

**Threw three TDs in a game...** Barrett Trotter vs. Utah State, 2011 (3)

**Threw four TDs or more in consecutive games...** Chris Todd vs. West Virginia (4), vs. Ball State (5), 2009

**Threw two TDs or more in five consecutive games...** Cam Newton at Ole Miss (2), vs. Chattanooga (4), vs. Georgia (2), at Alabama (3), vs. South Carolina (4), 2010

**Had 400 yards total offense in a game...** Cam Newton South Carolina [SECCG], 2010 (408)

**Had 300 yards total offense in a game...** Cam Newton vs. Oregon [BCSNCG], 2011 (329)

**Accounted for four or more TDs in a game...** Cam Newton South Carolina [SECCG], 2010 (6)

**Accounted for three or more TDs in a game...** Barrett Trotter vs. Utah State, 2011 (3)

**Accounted for three or more TDs in four consecutive game...** Cam Newton vs. Chattanooga (5), vs. Georgia (4), at Alabama (4), vs. South Carolina (6), 2010

**Caught 15 passes in a game...** Willie Goshua vs. Arkansas, 1995 (17)

**Caught 10 or more passes in a game...** Darvin Adams vs. N'western [Outback], 2010 (12)

**Caught seven or more passes in a game...** Emory Blake vs. Mississippi State, 2011 (7)

**Had 200 or more yards receiving in a game...** Darvin Adams vs. South Carolina [SECCG], 2010 (217)

**Had 150 or more yards receiving in a game...** Darvin Adams vs. South Carolina [SECCG], 2010 (217)

**Had 100 or more yards receiving in a game...** Emory Blake vs. Mississippi State, 2011 (108)

**Had 100 yards receiving in consecutive games...** Darvin Adams vs. Alabama, 2009 (138), vs. Northwestern [Outback], 2010 (142)

**Caught four or more TD passes in a game...** Alexander Wright vs. Pacific, 1989 (4)

**Caught three or more TD passes in a game...** Darvin Adams vs. Furman, 2009 (3)

**Caught two or more TD passes in a game...** Darvin Adams vs. South Carolina [SECCG], 2010 (2)

**Caught a TD pass in consecutive games...** Emory Blake vs. Mississippi State, at Clemson, 2011

**Caught a TD pass in three consecutive games...** Emory Blake vs. Utah State, vs. Mississippi State, at Clemson, 2011

**Caught a TD pass in four consecutive games ...** Emory Blake vs. Oregon [BCSNCG], vs. Utah State, vs. Mississippi State, at Clemson, 2011

**Caught a TD pass in five consecutive games ...** Emory Blake vs. South Carolina [SECCG], vs. Oregon [BCSNCG], vs. Utah State, vs. Miss. State, at Clemson, 2010/11

**Caught a TD pass in six consecutive games ...** Emory Blake at Alabama; vs. South Carolina [SECCG], vs. Oregon [BCSNCG], vs. Utah State, vs. Mississippi State, at Clemson, 2010/11

**Quarterback caught a TD pass ...** Cam Newton from Kodi Burns at Ole Miss, 2010

**Running back caught two or more TD passes in a game...** Mario Fannin vs. Arkansas St., 2010 (2)

**Running back caught a TD pass in consecutive games ...** Mario Fannin vs. West Virginia, Ball State, 2009

**Tight end caught two or more TD passes in a game...** Philip Lutzenkirchen vs. Georgia, 2010 (2)

**Tight end caught a TD pass in consecutive games ...** Philip Lutzenkirchen vs. Utah State, vs. Mississippi State, 2011

**Scored 15 or more points kicking...** Wes Byrum at Ole Miss, 2010 (15)

**Scored 10 or more points kicking...** Cody Parkey vs. Mississippi State, 2011 (11)

**Kicked five or more field goals in a game...** Jaret Holmes vs. UAB, 1996 (5)

**Kicked four or more field goals in a game...** Wes Byrum at Tennessee, 2009 (4)

**Had 150 kickoff return yards in a game...** Tre Mason vs. Utah State, 2011 (176)

**Had 100 punt return yards in a game...** Robert Dunn vs. Southern Miss, 2008 (103)

**Scored four or more TDs...** Cam Newton at Kentucky, 2010 (4 rush)

**Scored three or more TDs...** Cam Newton vs. Arkansas, 2010 (3 rush)

**Scored a rushing and receiving TD in a game...** Mario Fannin vs. Georgia, 2008

**Had an 80-yard run...** Carnell Williams vs. Alabama, 2003 (80)

**Had a 70-yard run...** Onterio McCalebb vs. LSU, 2010 (70)

**Had a 60-yard run...** Onterio McCalebb at Ole Miss, 2010 (68)

**Completed an 80-yard pass...** Cam Newton to Terrell Zachery vs. Chattanooga, 2010 (80)

**Completed a 70-yard pass...** Cam Newton to Terrell Zachery at Alabama, 2010 (70)

**Completed a 60-yard pass...** Cam Newton to Darvin Adams vs. South Carolina [SECCG], 2010 (62)

**Kicked a field goal of 50 or more yards...** Wes Byrum vs. Southern Miss, 2008 (52)

**Kicked a field goal of 50 or more yards in consecutive games...** John Vaughn, 2006; at Mississippi State (55), vs. Washington State (52)

**Kicked two field goals of 50+ yards in a game...** Win Lyle vs. Tennessee, 1987 (55, 52)

**Had a 70-yard punt...** Kody Bliss vs. Tualne, 2006 (71)

**Had a 60-yard punt...** Ryan Shoemaker vs. New Mexico State, 2007 (67)

**Had two punts of 50+ yards in a game...** Steven Clark vs. Mississippi State, 2011 (50, 58)

**Had four or more punts 120 in a game...** Steven Clark at Clemson, 2011 (4)

**Blocked a field goal in a game...** Tez Doolittle vs. Georgia, 2008

**Blocked two field goals in a game...** Alton Moore at Georgia, 2001

**Blocked a PAT attempt ...** Mike Blanc vs. Arkansas State, 2010

**Blocked two PAT attempts ...** Charles Dorsey vs. LSU, 1998 (2)

**Blocked a punt in a game...** Antonio Goodwin vs. Arkansas, 2010

**Blocked two punts in a game...** Justin Fetsko vs. Louisiana-Monroe, 2003 (2)

**Had 15 or more tackles in a game...** Neiko Thorpe at Clemson, 2011 (16)

**Intercepted three or more passes in a game...** Junior Rosegreen at Tennessee, 2004 (4)

**Intercepted two or more passes in a game...** Josh Bynes vs. Arkansas, 2010 (2)

**Intercepted a pass in consecutive games...** Jerraud Powers, 2007; at Georgia; vs. Alabama, 2007

**Intercepted a pass in three consecutive games...** Jerraud Powers, 2007; vs. Tennessee Tech, at Georgia; vs. Alabama

**Recovered two fumbles in a game...** Sen'Derrick Marks at Alabama, 2006 (2)

**Forced two fumbles in a game...** Quentin Groves at Alabama, 2006 (2)

**Intercepted a pass and had a fumble recovery in a game ...** Nick Fairley at Mississippi State, 2010

## An Auburn Opponent

**Scored 50 or more points...** Georgia, 1996 (56) [4 OT]

**Scored 40 or more points...** Arkansas, 2010 (43)

**Had 350 or more yards rushing...** Arkansas, 2002 (426)

**Had 300 or more yards rushing...** Mississippi State, 2011 (333)

**Had 250 or more yards rushing...** Mississippi State, 2011 (333)

**Had 50 or more rushing attempts...** Clemson, 2011 (50)

**Had five or more rushing TDs...** Utah State, 2011 (5)

**Had 500 yards passing...** Northwestern [Outback], 2010 (532)

**Had 400 yards passing...** Arkansas, 2010 (428)

**Had 350 yards passing...** Clemson, 2011 (386)

**Had 300 yards passing...** Clemson, 2011 (386)

**Had 50 or more pass attempts...** Northwestern [Outback], 2010 (78)

**Had 40 or more pass attempts...** Clemson, 2011 (42)

**Had 30 or more pass completions...** Clemson, 2011 (30)

**Had 25 or more pass completions...** Clemson, 2011 (30)

**Had four or more TDs passing...** Clemson, 2011 (4)

**Had three or more TDs passing...** Clemson, 2011 (4)

**Had five passes intercepted...** Northwestern [Outback], 2010 (5)

**Had four passes intercepted...** Northwestern [Outback], 2010 (5)

**Had 600 yards total offense...** Clemson, 2011 (624)

**Had 500 yards total offense...** Clemson, 2011 (624)

**Had 400 yards total offense...** Clemson, 2011 (624)

**Had five or more fumbles...** South Carolina, 2005 (5)

**Lost four or more fumbles...** Mississippi State, 2002 (4)

**Had four or more turnovers...** Louisiana-Monroe, 2010 (3 fum/1 int)

**Returned a punt for a TD...** LSU, 2005 (Skyler Green, 66 yards)

**Returned a kickoff for a TD...** Chattanooga, 2010 (Brian Sutherland, 98 yards)

**Returned an interception for a TD...** Mississippi State, 2007 (Derek Pegues, 20 yards)

**Returned a fumble for a TD...** Arkansas, 1997 (C.J. McLain, 52 yards)

**Returned a blocked punt for a TD...** Mississippi State, 2009 (Robert Elliott, 10 yards)

**Blocked an Auburn punt...** Mississippi State, 2009

**Blocked an Auburn field goal...** Mississippi State, 2010 (Fletcher Cox)

**Had a successful on-side kick...** Ole Miss, 2010 (Andrew Ritter/Fon Ingram)

**Held Auburn to 300 yards total offense...** LSU, 2009 (193)

**Held Auburn to 200 yards total offense...** LSU, 2009 (193)

**Held Auburn below 100 yards rushing...** Utah State, 2011 (78)

# The Last Time...

**Held Auburn below 50 yards rushing...** Georgia Tech, 2003 (40)  
**Held Auburn to negative yards rushing...** Tennessee, 1997 (-15)  
**Held Auburn below 100 yards passing...** LSU, 2009 (81)  
**Held Auburn to 10 or less first downs...** Alabama, 2008 (8)  
**Had 10 or more penalties...** Mississippi State, 2011 (10)  
**Had 100 or more yards in penalties...** Arkansas, 2007 (100)  
**Had two 100-yard rushers in a game...** Mississippi State, 2011 [Vick Ballard, 135; Chris Relf, 106]  
**Had two 100-yard receivers in a game...** Northwestern [Outback], 2010 [Andrew Brewer, 133; Drake Dunsmore, 120]  
**Had a 100-yard rusher and a 100-yard receiver...** Ole Miss, 2009 [Dexter McCluster, 186 rush; Shay Hodge, 105 rec.]  
**Had a 100-yard rusher and two 100-yard receivers...** Tulane, 2006 [Matt Forte, 117 rush; Preston Brown, 139 rec.; Damarcus Davis, 126 rec.]  
**Did Not Have a Turnover ...** Utah State, 2011  
**Scored a safety...** Mississippi State, 2008 (Ryan Pugh holding penalty)  
**Scored a two-point conversion...** Oregon [BCSNCG], 2011 (twice)  
**Had 35 minutes time of possession...** Clemson, 2011 (36:15)

Combined for 1,000 yards of total offense... Auburn (435) at Clemson (624), 2011 (1,059)

## An Opposing Player

**Rushed for 200 yards in a game...** Noel Devine, West Virginia, 2008 (207)  
**Rushed for 150 yards in a game...** Dexter McCluster, Ole Miss, 2009 (186)  
**Rushed for 100 yards in a game...** Vick Ballard, Mississippi State, 2011 (135); Chris Relf, Mississippi State, 2011 (106)  
**Passed for 400 yards in a game...** Mike Kafka, Northwestern [Outback], 2010 (532)  
**Passed for 350 yards in a game...** Tajh Boyd, Clemson, 2011 (386)  
**Passed for 300 yards in a game...** Tajh Boyd, Clemson, 2011 (386)  
**Attempted 70 passes in a game...** Mike Kafka, Northwestern [Outback], 2010 (78)  
**Attempted 60 passes in a game...** Mike Kafka, Northwestern [Outback], 2010 (78)  
**Attempted 50 passes in a game...** Mike Kafka, Northwestern [Outback], 2010 (78)  
**Attempted 40 passes in a game...** Tajh Boyd, Clemson, 2011 (42)  
**Completed 40 passes in a game...** Mike Kafka, Northwestern [Outback], 2010 (47)  
**Completed 25 passes in a game...** Tajh Boyd, Clemson, 2011 (30)  
**Threw three or more TD passes in a game...** Tajh Boyd, Clemson, 2011 (4)  
**Had 400 yards total offense...** Tajh Boyd, Clemson, 2011 (416)  
**Had 350 yards total offense...** Tajh Boyd, Clemson, 2011 (416)  
**Accounted for 3 or more TDs...** Tajh Boyd, Clemson, 2011 (4)  
**Threw, Ran and Caught a TD in a game...** Randall Cobb, Kentucky, 2010 (2 rush, 1 pass, 1 rec.)  
**Caught 10 or more passes...** Sammy Watkins, Clemson, 2011 (10)  
**Caught seven or more passes...** Sammy Watkins (10), DeAndre Hopkins (7), Dwayne Allen (7), Clemson, 2011  
**Three or more players caught seven or more passes...** Sammy Watkins (10), DeAndre Hopkins (7), Dwayne Allen (7), Clemson, 2011  
**Had 100 yards receiving...** Sammy Watkins, Clemson, 2011 (155)  
**Had 200 yards receiving...** Charles Lee, Central Florida, 1999 (203)  
**Caught three or more TD passes...** Chris Collins, Ole Miss, 2002 (3)  
**Caught two or more TD passes...** Sammy Watkin, Clemson, 2011 (2)  
**Scored three TDs...** Randall Cobb, Kentucky, 2010 (3)  
**Had a 90-yard run...** Guy Minor, LSU, 1936 (90)  
**Had an 80-yard run...** Jeff Scott, Ole Miss, 2010 (83) [TD]  
**Had a 70-yard run...** Jeff Scott, Ole Miss, 2010 (83) [TD]  
**Had a 60-yard run...** Jeff Scott, Ole Miss, 2010 (83) [TD]  
**Completed an 80-yard pass...** Darren Thomas to Jeff Maehl, Oregon [BCSNCG], 2011 (81)  
**Completed a 70-yard pass...** Darren Thomas to Jeff Maehl, Oregon [BCSNCG], 2011 (81)  
**Completed a 60-yard pass...** Tajh Boyd to Sammy Watkins, Clemson, 2011 (65)  
**Kicked a 50-yard field goal...** Steve Lindsey, Ole Miss, 1997 (52)  
**Had a 70-yard punt...** Blake McAdams, Mississippi State, 2007 (73)  
**Had a 60-yard punt...** Tyler Bennett, Utah State, 2011 (60)  
**Made three or more FGs ...** Colt David, LSU, 2007 (3)

## Both Teams

**Had a player return a interception for a touchdown...** Mississippi State, 2011 [AU Demetruce McNeal 43 yds; MSU Johnathan Banks 27 yds]