



# AUBURN TIGERS

## 2011 FOOTBALL



### GAME 3

#21/19 AUBURN (2-0, 1-0 SEC) AT CLEMSON (2-0, 0-0 ACC)

SEPT. 17, 2011 • 11 A.M. CT • TV: ABC

MEMORIAL STADIUM (81,500) • CLEMSON, S.C.



### QUICK FACTS

#### COACHES

Gene Chizik (Florida, 1985)  
 Auburn Record .....24-5 (3rd year)  
 vs. Clemson .....1-0  
 Overall Record .....29-24 (5th year)  
 vs. Clemson .....1-0

Dabo Swinney (Alabama, 1993)  
 Clemson Record ..... 21-15 (3rd full year)  
 vs. Auburn .....0-1  
 Overall Record .....Same  
 vs. Auburn .....Same

#### SERIES

**AU leads, 34-11-2**  
 at Auburn .....AU leads, 20-4  
 at Clemson .....AU leads, 10-5-1  
 at Neutral sites .....AU leads, 4-2-1  
 at Anderson, SC .....AU leads, 1-0  
 at Atlanta, GA .....AU leads, 2-0  
 at Mobile, AL .....Tied, 1-1-1  
 at Montgomery, AL .....CU leads, 1-0  
 Last Meeting .....AU 27, CU 24 (OT)  
 Sept. 18, 2010 in Auburn  
 Current Streak .....AU, W14

#### RANKINGS

Auburn .....21st AP/19th *USA Today*  
 Clemson. .... Receiving votes *USA Today*

#### TELEVISION • ABC

Dave Pasch .....Play-by-play  
 Chris Spielman & Urban Meyer.....Analysts  
 Quint Kessenich .....Sideline Reporter

#### RADIO • AUBURN IMG NETWORK

The Auburn IMG Sports Network provides radio coverage to more than 50 stations that cover the Southeast. Rod Bramblett (play-by-play), Stan White (color), Quentin Riggins (sideline), Paul Ellen (studio & SEC Report), Andy Burcham (locker room).

SATELLITE RADIO .....220 Sirius/199 XM  
 IN AUBURN .....WKKR-FM (97.7)

#### INTERNET

Live audio & stats .....www.auburntigers.com  
 Live video.....espn3.com  
 Facebook .....AUathletics  
 Twitter .....FootballAU

#### THE GAME

Auburn plays Clemson in its first road game of the 2011 season. It is the 48th meeting between the two schools and the second consecutive season in which they have played. Auburn defeated Clemson 27-24 in overtime in 2010 in Auburn.

#### AUBURN HEADLINES

- ▶ Auburn holds a 34-11-2 (.723) record all-time against Clemson and has won 14 consecutive in the series.
- ▶ Auburn currently owns the longest winning streak in the FBS at 17 consecutive games. Auburn is averaging 41.1 points per game during the 17-game streak.
- ▶ The last two meetings between Auburn and Clemson each went to overtime and were decided on the final play of the game.
- ▶ Auburn is the only team to rank in the top five in the SEC in punting (4th), kickoff return average (2nd) and kickoff coverage (2nd). Kicker Cody Parkey leads the SEC with eight touchbacks.
- ▶ Auburn has scored 30 points or more in 18 of 29 games in the Gene Chizik era.
- ▶ Auburn is 17-2 when leading at halftime under head coach Gene Chizik and has won 11 straight.
- ▶ Sophomore RB Michael Dyer is third in the SEC/31st NCAA averaging 103.5 rushing yards per game
- ▶ Junior WR Emory Blake has at least one touchdown catch in the last five consecutive games dating back to 2010, the longest streak by an AU player since 1980.
- ▶ Emory Blake is second in the SEC/T-26th NCAA in receiving yards per game (101.5) & fifth in receptions per game (5.0). Blake is T-20th in the NCAA in total receiving yards with 203.
- ▶ Excluding bowls, Auburn is 5-3 in road games under Gene Chizik. Auburn went 4-0 in 2010 and 1-3 in 2009. Auburn has scored 24 points or more in five of those eight road games.
- ▶ Freshman RB Tre Mason is the first Auburn player to ever record consecutive games with at least 150 kickoff return yards.
- ▶ Auburn is second in the SEC averaging 31.1 yards per kickoff return while Tre Mason leads the SEC and is 10th nationally with a 34.8 ypr average.
- ▶ RB Michael Dyer has just 10 carries for negative yards (minus 21 yards total) in 214 career rushing attempts. Dyer has four carries for negative yardage in 32 attempts this season.
- ▶ Junior QB Barrett Trotter is 4th in the SEC/17th NCAA in passer efficiency (177.58), completing 72 percent of his passes (33-of-46) with five touchdowns and one interception.
- ▶ The Tigers are 5-1 in games with a morning kickoff under head coach Gene Chizik. Auburn's only loss came against Arkansas in 2009 in Fayetteville.
- ▶ Auburn has been ranked in the *USA Today* Coaches top 25 poll for the past 19 consecutive weeks. The Tigers have been ranked in the AP poll in 18 of the last 19 weeks.

#### #21/19 AUBURN (2-0, 1-0 SEC)

Date	Opponent	Score/Time
Sept. 3	UTAH STATE [ESPN2]	W, 42-38
Sept. 10	#16/17 MISSISSIPPI ST. [SECN]	W, 41-34
Sept. 17	at Clemson [ABC]	11 a.m.
Sept. 24	FLORIDA ATLANTIC	TBA
Oct. 1	at #11/11 South Carolina	TBA
Oct. 8	at #14/13 Arkansas	TBA
Oct. 15	#16/17 FLORIDA	TBA
Oct. 22	at #3/3 LSU	TBA
Oct. 29	OLE MISS	TBA
Nov. 12	at Georgia	TBA
Nov. 19	SAMFORD [HC]	TBA
Nov. 26	#2/2 ALABAMA [CBS]	TBA

All times Central

#### CLEMSON (2-0, 0-0 ACC)

Date	Opponent	Score/Time
Sept. 3	TROY	W, 43-19
Sept. 10	WOFFORD	W, 35-27
Sept. 17	#21/19 AUBURN[ABC]	11 a.m.
Sept. 24	#5/5 FLORIDA STATE	TBA
Oct. 1	at #13/12 Virginia Tech	TBA
Oct. 8	BOSTON COLLEGE	TBA
Oct. 15	at Maryland	TBA
Oct. 22	NORTH CAROLINA	TBA
Oct. 29	at Georgia Tech	TBA
Nov. 12	WAKE FOREST	TBA
Nov. 19	at North Carolina State	TBA
Nov. 26	at #11/11 South Carolina	TBA

All times Central

# 2011 Auburn Football Game Notes

## STATISTICAL COMPARISON

### AUBURN VS. CLEMSON 2011 PER GAME STATISTICS

	<u>AU</u>	<u>CU</u>
Points Scored	41.5	39.0
Total Offense	372.5	472.0
First Downs	19.0	17.5
Rushing Yards	156.5	206.0
Passing Yards	216.0	266.0
Time of Possession	23:06	27:12
3rd Down Pct.	33%	39%
Points Allowed	36.0	23.0
Yards Allowed	489.5	411.0
Rushing Yards Allowed	280.0	218.5
Passing Yards Allowed	209.5	192.5

## RETURNING STATISTICAL LEADERS

### 2011 STATISTICS

#### RUSHING YARDS

<u>AUBURN</u>	<u>CLEMSON</u>
Michael Dyer .....207	Andre Ellington .....254
O. McCalebb.....112	Mike Bellamy .....100
Tre Mason .....16	Sammy Watkins .....35

#### PASSING YARDS

<u>AUBURN</u>	<u>CLEMSON</u>
Barrett Trottrt.....407	Tajh Boyd.....525

#### RECEPTIONS

<u>AUBURN</u>	<u>CLEMSON</u>
Emory Blake .....10	Sammy Watkins .....11
O. McCalebb .....9	DeAndre Hopkins .....9
Three tied with .....5	Jaron Brown.....6
	Andre Ellington .....5

#### POINTS SCORED

<u>AUBURN</u>	<u>CLEMSON</u>
Michael Dyer .....24	Ch. Catanzaro .....16
Cody Parkey .....17	Sammy Watkins .....12
P. Lutzenkirchen.....12	DeAndre Hopkins .....8
Emory Blake .....12	

#### TACKLES

<u>AUBURN</u>	<u>CLEMSON</u>
Neiko Thorpe .....20	Jonathan Meeks .....17
Daren Bates .....19	Andre Branch .....16
Demetruce McNeal ..16	Jonathan Willard .....15
Jake Holland .....16	Corico Hawkins .....14

#### INTERCEPTIONS

<u>AUBURN</u>	<u>CLEMSON</u>
Demetruce McNeal ....1	Two tied with .....1

#### SACKS

<u>AUBURN</u>	<u>CLEMSON</u>
Dee Ford.....1.0	Stephon Anthony.....1.0
Corey Lemonier .....1.0	

### AUBURN-CLEMSON SERIES

Auburn and Clemson have met 47 times, with Auburn holding a 34-11-2 edge in the series. Auburn has won the last 14 consecutive against Clemson. Clemson's last win over Auburn was a 34-0 victory in 1951 in Clemson.

Auburn claimed a 27-24 victory in overtime in 2010 marking the first regular season meeting between the teams since 1971.

Each of the last three meetings have been decided by four points or less with a pair of overtime games. The teams played in the 1997 Chick-fil-A Peach Bowl and the 2007 Chick-fil-A Bowl.

Auburn's last visit to Clemson came in 1970, with Auburn claiming a 44-0 victory in that game.

### DOWN TO THE WIRE

The last two games between Auburn and Clemson have been decided on the game's final play.

Last season, Clemson missed a 32-yard field goal in OT that would have tied the game. Clemson had converted a 27-yard field goal one play prior, but a illegal procedure penalty nullified the game-tying kick and forced a re-kick.

In 2007, Clemson led 20-17 in OT before former AU Tiger Kodi Burns, on third-and-three, scrambled for a game-ending, 7-yard touchdown to give Auburn the 23-20 victory in the Chick-fil-A Bowl.

### TIGERS WIN STREAK TOPS IN FBS

Auburn's current 17-game winning streak is the longest in the FBS. The Stanford Cardinal are second with a 10 game winning streak, while Nevada and Ohio State each have a eight game streak.

The 17-game streak is tied for the second longest in AU history with the 1956-58 teams, which won 17 straight from Nov. 10, 1956 to Oct. 11, 1958.

### AUBURN-CLEMSON COACHING TIES

Auburn head coach Gene Chizik began his collegiate coaching career at Clemson, working with the linebackers as a graduate assistant for two seasons from 1988-89. The Tigers went 20-4 in his two years, including wins in the 1988 Citrus and 1989 Gator Bowls.

Clemson special teams coordinator and tight ends coach Danny Pearman was the special teams coordinator and tight ends coach at Duke in 2007, during Auburn's defensive coordinator Ted Roof's final season as the Blue Devils' head coach.

Pearman spent the 2006 season as a special teams assistant and defensive ends coach at North Carolina, while Auburn safeties coach Tommy Thigpen coached the Tar Heels' linebackers.

Auburn assistant head coach/wide receivers coach Trooper Taylor coached at Tennessee from 2004-07 (running backs 2004-05; assistant head coach/wide receivers 2005-07) while Clemson defensive tackles coach Dan Brooks coached the Vols' defensive line.

Brooks was coaching the defensive line at North Carolina while Thigpen was playing linebacker for the Tar Heels from 1989-92.

Auburn running backs coach Curtis Luper played running back at Oklahoma State from 1984-87, and Clemson defensive coordinator Kevin Steele

was on the Cowboys' staff for the first three of those seasons, coaching tight ends (1984-85) and linebackers (1986).

Clemson defensive coordinator/linebackers coach Kevin Steele is the brother of Auburn Associate Athletics Director for Facilities & Operations Jeff Steele.

### SOUTH CAROLINA TIGERS-ALABAMA TIGERS

Auburn has one player on its roster from the state of South Carolina: Eric Mack from St. Matthews, S.C. (Calhoun County).

Clemson has seven players on its roster from Alabama: D.J. Howard from Lincoln, Ala. (Lincoln HS); Demont Buice from Gadsden, Ala. (Gaston); Desmond Brown from Centre, Ala. (Cherokee County); Antoine McClain from Anniston, Ala. (Anniston); Spencer Region from Cullman, Ala. (Cullman); Drew Taylor from Birmingham, Ala. (Mountain Brook) and Darrell Smith from Gadsden, Ala. (Gadsden City).

### IN SEPTEMBER

Auburn is 154-47-5 (.760) all-time in the month of September, and has won 30 of its last 34 September contests, 16 of its last 17 and 11 in a row. The Tigers have posted a winning record during the month of September in each of the previous 12 seasons and 27 of the past 30, with the last losing month coming in 1998 (1-2).

### CHIZIK IN THIRD YEAR

Gene Chizik is one of just three head coaches to have won a BCS National Championship with less than five years experience as a head coach at the college or NFL level.

After taking Auburn to the BCS title in just his fourth season as a head coach, Chizik joined Bob Stoops (Oklahoma, 2nd year) and Larry Coker (Miami, 1st year) to have accomplished the feat. Stoops led OU to the 2000 BCS Championship, while Coker led Miami to the 2001 title.

In two seasons at Auburn, Chizik has compiled a record of 24-5 and 12-5 in SEC play. Chizik became the first Auburn head coach to take the Tigers to a bowl game in his first season at the helm (2009).

Chizik has been a part of three perfect teams in the past seven years, 2010 and 2004 with Auburn and 2005 with Texas.

### BLAKE FINDS THE ZONE

Junior WR Emory Blake has a TD reception in five straight games dating back to 2010. That streak is the third longest in AU history. Former WR Byron Franklin owns the second-longest streak of games with a TD catch at six in 1980. The school record is eight straight games by WR Terry Beasley in 1971.

Blake has a TD catch in six of his last seven games dating back to the Chattanooga game in 2010.

# 2011 Auburn Football Game Notes

## RETURN MAN

In his first two collegiate games, true freshman RB Tre Mason has posted two of the top-five single-game kickoff return totals in Auburn history.

Mason became the first AU player to ever record back-to-back 150+ KO return yard performances and the first individual AU player to register consecutive 100+ KO return games.

Mason tied the third-best single-game total when he racked up 176 yards in the season opener vs. Utah State.

Mason followed that with the fifth-best KO return effort with 172 yards against Mississippi State the next week.

In 2006, Auburn had consecutive 100+ KO return yard performances by two different players. Brad Lester had 100 return yards vs. Arkansas on Oct. 7, and Tristan Davis followed with a 124-yard performance the following week on Oct. 14 vs. Florida.

Currently, Mason is first in the SEC and 10th in the NCAA with a 34.8 yard per return average.

## DON'T BLINK

Through the first two games of 2011, the Auburn offense's average time of possession per scoring drive is 1:56. That is 40 seconds faster than the 2010 Tigers which averaged 2:36 per scoring drive.

Auburn has had 11 offensive scoring drives this season with nine of those taking less than three minutes of possession time.

One reason for Auburn's quick-strike offense has been a short field. Auburn's average yardage on scoring drives this season has been 48.8 yards.

Against Mississippi State, Auburn had just one scoring drive longer than 59 yards with that coming on a 92-yard drive. That 92-yard drive was Auburn's longest since going 98 yards against Ole Miss last season.

## SPECIAL TEAMS AMONG SEC'S BEST

Auburn's special teams are the only unit to rank in the top five of the SEC in punting (4th), kickoff return average (2nd) and kickoff coverage (2nd).

Kicker Cody Parkey leads the SEC with eight touchbacks, while returner Tre Mason leads the SEC and is 10th in the NCAA in KO returns, averaging 34.8 yards per return.

Punter Steven Clark is fourth in the conference with a 44.3 yards per punt average and is tied for second in the league with five punts pinned inside the 20-yard line.

## LUTZ NEAR RECORD

Junior Philip Lutzenkirchen is one touchdown catch away from tying the AU career record for a tight end.

Lutzenkirchen has nine career TD grabs and will tie AU career-leader Robert Johnson (2000-02) with 10 on his next scoring catch.

Lutzenkirchen has two TD catches this season after setting a career-best with five in 2010.

## TIGERS HOLD LEADS

Auburn is 17-2 and has won its last 11 straight when leading at the half under Gene Chizik.

The Tigers went 9-0 in 2010 when leading at halftime and 7-2 in 2009. Auburn's only losses came

against Kentucky (led 14-7, lost 21-14 at home) and Georgia (led 14-7, lost 31-24 at UGA).

## TIGERS AWAY FROM JORDAN-HARE

Auburn has posted a 5-3 record in games on the road under Gene Chizik, excluding bowl games. The Tigers went 4-0 in road contests last season and 1-3 in 2009.

Including bowl games, the Tigers are 7-3 under Chizik away from Jordan-Hare Stadium.

Since 2003, Auburn has the eighth-best winning percentage in all games away from home. Auburn is 29-14 in those games. Top 10 by winning percentage in road/neutral site games since 2003:

Rk	Pct	W-L	Team
1.	.836	46-9	USC
2.	.808	42-10	Texas
3.	.792	42-11	Boise State
4.	.735	36-13	LSU
5.	.727	40-15	TCU
6.	.706	24-10	Ohio State
7.	.692	36-16	Florida
8.	<b>.674</b>	<b>29-14</b>	<b>Auburn</b>
9.	.648	35-19	Georgia
10.	.642	34-19	Virginia Tech

## YOUTH IN THE TRENCHES

Auburn's 2011 starters on the offensive line-Jared Cooper, John Sullen, Chad Slade, Reese Dismukes & Brandon Mosley- entered the season opener with a combined 12 starts between them, 11 by Mosley last year and one by Sullen in 2009.

In contrast, Auburn's 2010 starters on the offensive line- Lee Ziemba, Mike Berry, Ryan Pugh, Byron Isom & A.J. Greene- entered the season opener with a combined 109 career starts. Only Greene was making his first start that day.

By the end of the 2010 season Auburn's four seniors on the o-line had combined to start 165 games with Ziemba starting 52, Pugh 46, Berry 35 and Isom 32.

## TIGERS DOWN, NEVER OUT

Under Gene Chizik, Auburn is 6-2 when trailing by 10 points or more in a game. The Tigers trailed Utah State by 14 (21-7) in the first quarter and 10 points (38-28) in the fourth quarter before rallying for a 42-38 win.

Last season, Auburn had double-digit deficits against Clemson, South Carolina, Georgia and Alabama but fought back to earn the win against each.

In 2009, Chizik's first Auburn team rallied to defeat West Virginia after trailing by 14. Auburn's two losses in those games came against LSU and Arkansas, both in 2009.

Prior to Chizik's arrival, Auburn was 4-44 during a 14-year span from 1995-2008 when trailing by 10 or more points. Deficits overcome by Tigers under Chizik:

Deficit	Score/Qtr.	Opponent/Year	Final
24	24-0/2Q	at Alabama/2010	W, 28-27
14	21-7/2Q	Utah State/2011	W, 42-38
14	17-3/3Q	Clemson/2010	W, 27-24
14	21-7/2Q	Georgia/2010	W, 49-31
14	14-0/1Q	West Virginia/2009	W, 41-30
13	20-7	South Carolina/2010	W, 35-27

## TIGERS PERFECT TWICE SINCE 2004

Auburn is the only Southeastern Conference team to record two perfect seasons since 2004, going 13-0 in '04 and 14-0 in 2010. Since the 2004 season, Auburn has won 39 of its 56 SEC games and 41 of its 58 games against SEC schools, including the 2004 (vs. Tennessee) and 2010 (vs. South Carolina) SEC Championship games. SEC record since 2004:

	W-L	Pct.
Florida	42-16	.724
<b>Auburn</b>	<b>41-17</b>	<b>.707</b>
LSU	41-17	.707
Alabama	38-20	.655
Georgia	35-23	.603
Tennessee	33-25	.569
Arkansas	29-29	.500
South Carolina	29-29	.500
Kentucky	19-39	.328
Mississippi State	18-40	.310
Ole Miss	17-41	.293
Vanderbilt	14-44	.241

## AU IN OT

**Auburn OT Record:** 6-5

**Home:** 4-3

**Road:** 0-2

**Neutral:** 2-0

Date	Opponent	Result
11/16/96	GEORGIA (4OT)	L, 56-49
9/25/99	OLE MISS	L, 24-27
11/11/00	GEORGIA	W, 29-26
10/20/01	LA TECH	W, 48-41
9/28/02	SRACUSE (3OT)	W, 37-34
10/19/02	at Florida	L, 30-23
10/22/05	at LSU	L, 20-17
9/8/07	SOUTH FLORIDA	L, 26-23
12/31/07	vs. Clemson*	W, 23-20
1/1/10	vs. Northwestern^	W, 38-35
9/18/10	CLEMSON	W, 27-24

All games 1 OT unless noted

Home Games All Caps

\* Chick-fil-A Bowl

^ Outback Bowl

### AU OT Records:

**First OT Game in SEC History:** Auburn vs. Georgia, 1996

**Most OT Periods:** 4, vs. Georgia, 1996

**Most OT Points Scored:** 21 vs. Georgia, 1996  
**Most Rushing Yards:** 40, Carnell Williams vs. Syracuse, 2002

**Most Passing Yards:** 45, Dameyune Craig vs. Georgia, 1996

**Most Receiving Yards:** 23, Karsten Bailey vs. Georgia, 1996

# 2011 Auburn Football Game Notes

## AUBURN IN 2011 BY THE NUMBERS

CATEGORY	2011
Record.....	2-0
SEC .....	1-0
West .....	1-0
East.....	0-0
Non-Conference .....	1-0
Home .....	2-0
Away .....	0-0
Neutral .....	0-0
Day .....	2-0
Night (6 p.m. or later) .....	0-0
TV Games .....	2-0
ABC .....	0-0
CBS.....	0-0
ESPN .....	0-0
ESPN2 .....	1-0
ESPNU.....	0-0
ESPN3D.....	0-0
FSN.....	0-0
SEC Network .....	1-0
Scoring First.....	1-0
Opponent Scoring First .....	1-0
Leading at Half .....	1-0
Trailing at Half .....	1-0
Tied at Half .....	0-0
Leading after Third.....	1-0
Trailing after Third .....	1-0
Tied after Third .....	0-0
Overtime Games .....	0-0
Scoring fewer than 20 pts. ....	0-0
Scoring 20+ points .....	2-0
Scoring 30+ points .....	2-0
Allowing fewer than 20 pts.....	0-0
Allowing 20+ points .....	0-0
Allowing 30+ points .....	2-0
Rushing for less than 100 yds.....	1-0
Rushing for 100+ yds.....	1-0
Rushing for 200+ yds.....	1-0
Passing for 200+ yds. ....	1-0
Passing for 300+ yds. ....	0-0
Totaling less than 300 yds.....	0-0
300+ yds. of total offense .....	2-0
400+ yds. of total offense .....	0-0
Allowing less than 100 yds. rushing.....	0-0
Allowing less than 300 yds. total off. ....	0-0
Allowing 300+ yds. total offense .....	2-0
Having 100-yd. rusher .....	1-0
Opp. have 100-yd. rusher.....	1-0
No turnovers .....	1-0
Fewer than 3 turnovers .....	1-0
3 or more turnovers .....	0-0
No takeaways .....	1-0
Fewer than 3 takeaways .....	1-0
3 or more takeaways.....	0-0
More than 30:00 of possession .....	0-0
Less than 30:00 of possession .....	2-0

### TIGERS IN THE A.M.

Auburn is 5-1 in games with a morning kick-off under head coach Gene Chizik. The Tigers first three games of 2011 are all pre-noon kicks. Auburn beat Utah State (42-38) and Mississippi State (41-34) in the first two weeks of the 2010 season, with the games beginning at 11 a.m. & 11:21 a.m., respectively. Auburn defeated Ole Miss (2009) Northwestern (2010 Outback) and ULM (2010) in pre-noon contests. The Tigers' only loss came at Arkansas (2009).

### AUBURN IN THE POLLS

Auburn remained in the *USA Today* Coaches' top 25 for the 19th consecutive week following its 41-34 win over Mississippi State on Sept. 10. The Tigers dropped from the Associated Press top 25 after its season-opening win over Utah State, but re-emerged after defeating Mississippi State. Auburn has been in the AP top 25 in 18 of the last 19 weeks.

### TIGERS TOUGH IN NAILBITERS

Last Saturday's 42-38 win kept the Tigers perfect under head coach Gene Chizik in games decided by four points or less, Auburn is now 8-0 in those games.

The Tigers went 5-0 last season in games decided by four points or less, and 2-0 in 2009.

Since 2000, Auburn is 25-8 (.758) in those games.

### ONSIDE SURPRISE

Auburn has not had a failed on-side kick since 2001 and has successfully converted its last five consecutive after last Saturday's conversion against Utah State.

Senior kicker Chandler Brooks set up Auburn's game-winning touchdown drive by converting an on-side kick with 2:07 left in the game. The kick was recovered by WR Emory Blake.

Prior to Brooks' kick, former AU kicker Wes Byrum converted three on-side kicks, all of which were surprise kicks.

Byrum converted a surprise on-side kick to open the second half against Georgia in 2010; in the first quarter against Alabama in 2009 and in the second quarter at West Virginia on the road in 2008.

Prior to Byrum, AU kicker Matt Clark converted a surprise on-side kick in the third quarter at South Carolina in 2006.

Auburn's last failed on-side kick came against North Carolina in the 2001 Chick-fil-A Peach Bowl later in the fourth quarter as the Tigers attempted to rally.

The Tigers' last surprise on-side kick that failed was also in 2001 in the first quarter at LSU.

### RALLY CAPS

Five times in the Chizik era the Tigers have rallied to win after trailing at halftime. The 2011 Tigers rallied from a 21-14 halftime deficit against Utah State in the season opener for a 42-38 victory.

The 2010 Tigers pulled the trifecta, overcoming deficits to Clemson, South Carolina (reg. season) and Alabama. Chizik's first team (2009) had one halftime rally to beat West Virginia.

Auburn has had a pair of "walk-off" wins under Chizik, both coming last year. The Tigers defeated Oregon in the BCS National

Championship Game and Kentucky on the road on field goals as time expired.

Auburn halftime rallies under Chizik:

Date	Opponent/Halftime	Final
9/3/11	Utah State/Trailed 21-14	W, 42-38
11/26/10	at Alabama/Trailed 24-0	W, 28-27
9/25/10	South Carolina/Trailed 20-14	W, 35-27
9/18/10	Clemson/Trailed 17-3	W, 27-24 OT
9/19/09	West Virginia/Trailed 21-20	W, 41-30

### TIGERS SECOND IN FRESHMEN PLAYED

Auburn played 13 true freshmen in its season-opening win against Utah State, which was the second-most of any FBS team. Only the Texas Longhorns played more true freshmen in a season-opener, putting 18 on the field against Rice.

Auburn's true freshmen that played vs. Utah State: Reese Dismukes, Erique Florence, Tre Mason, Jermaine Whitehead, Quan Bray, Justin Garrett, Robenson Therezie, C.J. Uzomah, Gabe Wright, Devaunte Sigler, Angelo Blackson, Kiehl Frazier and Brandon Fulse.

The list of teams playing 10 or more true freshmen in the season opener:

Team	Opponent	Freshmen Played
Texas	Rice	18
Auburn	Utah State	13
Virginia	William & Mary	12
Tennessee	Montana	12
Clemson	Troy	12
Ohio State	Akron	12

### 2-MINUTE THRILL

Auburn has scored 14 points or more in a span of two minutes or less 11 times under head coach Gene Chizik.

The Tigers have pulled the trick twice this season, scoring 14 points in 58 seconds against Mississippi State and 14 points in 1:37 against Utah State.

The 2009 Tigers set the bar by scoring 16 points in 1:27 of game time in the second quarter vs. Ball State. The '09 team also scored 14 points in :08 against Ole Miss.

The 2010 Tigers scored 14 points in less than two minutes six times.

### THE 800 CLUB

For the first time in Auburn history the Tigers returned a pair of rushers who each ran for 800 yards or more the previous season. Junior Onterio McCalebb ran for 810 yards, third-best in 2010, while sophomore Michael Dyer rushed for an AU freshman record (second-most on team) 1,093 yards last season.

Auburn has come close to having a pair of 800-yard rushers return the following season, the most recent coming in 2003 when Carnell Williams ran for 745 yards and Ronnie Brown ran for 1,008 yards in 2002.

The Tigers nearly turned the feat in 1983 with Bo Jackson and Lionel James. Jackson ran for a then freshman record 829 yards and James rushed for 779 yards in 1982.

### 1,000 YARD RETURNER

Michael Dyer is Auburn's first returning 1,000-yard rusher since 2006 when RB Kenny Irons returned for his senior season. Irons led the SEC in

# 2011 Auburn Football Game Notes

rushing in 2005 with 1,293 yards and followed that by totaling 893 yards in '06.

Auburn has not had a rusher total 1,000 yards or more in consecutive seasons since Carnell Williams in 2003-04. Williams ran for 1,307 in 2003 and 1,165 in 2004.

Dyer is in position to become just the fourth Auburn player to post consecutive 1,000-yard rushing seasons. Auburn's three previous players are:

1978	James Brooks	1,208
1979	James Brooks	1,314
1994	Stephen Davis	1,263
1995	Stephen Davis	1,068
2003	Carnell Williams	1,307
2004	Carnell Williams	1,165

## TIGERS & BADGERS

Auburn is one of two teams in the FBS to have two returning running backs who each rushed for 700 yards or more last season. Wisconsin is the second team as the Badgers return RB's James White (1,052 yards) and Montee Ball (996 yards) from last season.

## 2011 SENIOR CLASS

The Tigers began last season with a program-record 24 seniors, all of which had playing experience or had lettered. Auburn opened the 2011 season with just 11 seniors who have lettered, which is tied for the third lowest total in the modern era.

The 1978 Tigers had the fewest seniors who had lettered with nine. The 1973 team had 10, while the 1981, 2001 and 2011 teams each had 11.

Auburn's 2011 senior class includes: Quindarius Carr, Drew Cole, Jared Cooper, Eltoro Freeman, A.J. Green, Josh Harris, Davis Hooper, Chris Humphries, Brandon Mosley, Ashton Richardson and Neiko Thorpe.

## PELTON STEPS IN

Former Auburn All-SEC defensive lineman Mike Pelton became the Tigers d-line coach following 2010 after former d-line coach Tracy Rocker left to join the Tennessee Titans in the NFL.

Pelton spent the 2008 & 2009 seasons coaching the defensive line under Gene Chizik who was head coach at Iowa State. Pelton coach defensive ends at Vanderbilt in 2010 and was briefly at Louisiana-Lafayette in January 2011 as the d-line coach before re-joining Chizik at Auburn.

Pelton earned All-SEC First Team honors in 1994 as defensive tackle at Auburn and helped lead the Tigers to a 20-1-1 record over the 1993 & 1994 seasons.

## 30+ POINTS EQUALS VICTORY

Auburn has won 67 consecutive games when scoring 30 or more points. The last time the Tigers lost when registering at least 30 points was a 56-49, four overtime loss to Georgia in 1996. In its history, Auburn is now 286-4 all-time when scoring at least 30 points.

## WHEN SCORING 20+ POINTS

Since 2001, Auburn is 94-11 (.895) when scoring 20 or more points in a game. Dating back to the start of the 1993 season, Auburn is 137-18-1 (.881) when scoring 20 or more points in a game.

## ON THIS DATE

The Tigers have posted a 4-2 record in games played on Sept. 17. All of those games were played in Auburn.

Games on Sept. 17:

1966	UT-Chattanooga	W, 20-6
1977	Southern Miss	L, 13-24
1983	Texas	L, 7-20
1988	Kansas	W, 56-7
1994	LSU	W, 30-26
2005	Ball State	W, 63-3

## RECRUITING TOP CLASS

Auburn has brought in consecutive top five recruiting classes. The 2011 class was ranked No. 1 in the nation by Scouts.com and No. 3 nationally by ESPN.com. Auburn's 2010 recruiting class was ranked No. 4 in the nation by both ESPN.com/Scouts, Inc., and Rivals.com and sixth by Scout.com.

## TIGER GRADS

Auburn begins the season with two graduates on its roster.

Quarterback Barrett Trotter earned an undergraduate degree in criminology in Summer 2011 and is currently taking graduate classes.

Wide Receiver Quindarius Carr earned his undergraduate degree in criminology in Fall 2010 and is taking graduate classes.

## TIGER CSS

Comcast/Charter Sports Southeast (CSS) will broadcast encore presentations of Auburn football every Sunday at 6 p.m. ET/5 p.m. CT, and on Wednesdays at 12 p.m. ET/11 a.m. CT. CSS will also air the Auburn Football Everyday Show every Friday at 3:30 p.m. ET/2:30 p.m. CT.

CSS is a 24-hour regional sports network serving over six million customers in 13 states.

## AUBURN FOOTBALL: EVERYDAY

For the third year in a row Auburn will have a weekly 30-minute show offering fans a reality-based, behind the scenes style production that chronicles the inner-workings of the Tigers' football program through the entire season. The program follows the high and lows of competing as an SEC football player, with wired up coaches and players and exclusive interviews.

The following is the air times and stations that will carry Auburn Football: Everyday:

**FoxSports:** 4 pm CT and 10 pm CT Friday

**CSS:** 2:30 pm CT Friday

**CoxSports:** 6 pm CT Friday

**WCOV Montgomery:** 6 pm CT Friday & 10 am CT Saturday

**Accuweather Channel:** 7 pm CT Friday

**ABC33/40 Birmingham:** 9:30 am CT Saturday

**WRBL Columbus (Digital Channel 3.2):** 8 pm CT Friday

**WTVY Dothan:** 1:30 am CT Saturday

## TIGERS IN THE NFL

As of Sept. 8, 2011

Player	Pos.	Team
Darvin Adams	WR	Carolina
Devin Aromashodu	WR	Minnesota
Montez Billings	WR	New Orleans
Rob Bironas	K	Tennessee
Ronnie Brown	RB	Philadelphia
Jason Campbell	QB	Oakland
Zach Clayton	DT	Tennessee
Karlos Dansby	LB	Miami
King Dunlap	OT	Philadelphia
Nick Fairley	DT	Detroit
Mario Fannin	RB	Denver
Tyronne Green	G	San Diego
Quentin Groves	LB	Oakland
Ben Grubbs	G	Baltimore
Will Herring	LB	New Orleans
Spencer Johnson	DE	Buffalo
Pat Lee	DB	Green Bay
Sen'Derrick Marks	DT	Tennessee
Marcus McNeill	T	San Diego
Cam Newton	QB	Carolina
Ben Obomanu	WR	Seattle
Jerraud Powers	DB	Indianapolis
Jay Ratliff	DE	Dallas
Carlos Rogers	DB	San Francisco
Pat Sims	DT	Cincinnati
Takeo Spikes	LB	San Diego
Ben Tate	RB	Houston
Reggie Torbor	LB	Buffalo
Carnell Williams	RB	St. Louis
Lee Ziemba	T	Carolina

## Notables:

- ▶ Auburn currently has 30 players on NFL rosters including six players from last season's national championship team.
- ▶ Auburn has had 27 players taken in the first round & four No. 1 overall draft picks: Cam Newton (Carolina, '11), Aundray Bruce (Atlanta, '88), Bo Jackson (Tampa, '86) & Tucker Frederickson (NY Giants, '65).
- ▶ At least one former Tiger has been selected to the last 13 consecutive Pro-Bowls.
- ▶ Auburn has had at least one former player in six of the last seven Super Bowls.

# 2011 Auburn Football Game Notes

## AUBURN-CLEMSON SERIES RESULTS

(Auburn leads, 34-11-2)

YEAR	SCORE	SITE	DATE	YEAR	SCORE	SITE	DATE
1958:	AU, 33-14	at Auburn	Nov. 8	1948:	CU, 7-6	at Mobile, AL	Nov. 27
1899:	AU, 34-0	at Auburn	Oct. 28	1949:	Tie, 20-20	at Mobile, AL	Nov. 26
1902:	CU, 16-0	at Auburn	Nov. 15	1950:	CU, 41-0	at Auburn	Nov. 25
1904:	AU, 5-0	at Clemson	Oct. 15	1951:	CU, 34-0	at Clemson	Nov. 24
1905:	CU, 6-0	at Auburn	Nov. 11	1952:	AU, 3-0	at Auburn	Nov. 22
1906:	CU, 6-4	at Clemson	Nov. 10	1953:	AU, 45-19	at Clemson	Nov. 21
1907:	AU, 12-0	at Auburn	Nov. 2	1954:	AU, 27-6	at Auburn	Nov. 20
1910:	AU, 17-0	at Auburn	Oct. 22	1955:	AU, 21-0	at Mobile, AL	Nov. 19
1911:	AU, 29-0	at Clemson	Oct. 14	1961:	AU, 24-14	at Auburn	Oct. 28
1912:	AU, 27-6	at Auburn	Oct. 19	1962:	AU, 17-14	at Clemson	Oct. 27
1913:	AU, 20-0	at Clemson	Oct. 25	1967:	AU, 43-21	at Auburn	Oct. 14
1914:	AU, 28-0	at Auburn	Oct. 10	1968:	AU, 21-10	at Clemson	Oct. 12
1915:	AU, 14-0	at Anderson, SC	Oct. 16	1969:	AU, 51-0	at Auburn	Oct. 11
1916:	AU, 28-0	at Auburn	Oct. 20	1970:	AU, 44-0	at Clemson	Oct. 10
1917:	AU, 7-0	at Clemson	Oct. 19	1971:	AU, 35-13	at Auburn	Oct. 23
1919:	AU, 7-0	at Auburn	Oct. 17	1998:	AU, 21-17	at Atlanta, GA	Jan. 2, '98 [Peach]
1920:	AU, 21-0	at Clemson	Oct. 15	2007:	AU, 23-20	at Atlanta, GA	Dec. 31 [Chick-fil-A]
1921:	AU, 56-0	at Auburn	Oct. 14	(OT)			
1923:	Tie, 0-0	at Clemson	Sept. 29	2010	AU, 27-24	at Auburn	Sept. 18
1924:	AU, 13-0	at Auburn	Oct. 4	(OT)			
1925:	AU, 13-6	at Clemson	Oct. 3				
1926:	AU, 47-0	at Auburn	Oct. 2				
1927:	CU, 3-0	at Clemson	Oct. 1				
1928:	CU, 6-0	at Auburn	Oct. 6				
1929:	CU, 20-7	at Clemson	Oct. 5				
1940:	AU, 21-7	at Auburn	Nov. 9				
1941:	AU, 28-7	at Auburn	Nov. 29				
1942:	AU, 41-13	at Auburn	Nov. 28				
1946:	CU, 21-13	at Montgomery, AL	Nov. 23				
1947:	CU, 34-18	at Clemson	Nov. 22				

at Auburn: AU leads, 20-4  
at Clemson: AU leads, 10-5-1  
at Neutral Sites: AU leads, 4-2-1  
at Anderson, SC: AU leads, 1-0  
at Atlanta, GA: AU leads, 2-0  
at Mobile, AL: Tied, 1-1-1  
at Montgomery, AL: CU leads, 1-0

## GAME-BY-GAME STATISTICS

### LAST THREE MEETINGS

Date	Site	Result	Attend	Rank		AU			Rushing			Passing			Tot Off		CU		Rushing			Passing			Tot Off	
				AU	CU	FD	No	Yds	TD	C-	A-	I	Yds	TD	No	Yds	FD	No	Yds	TD	C-	A-	I	Yds	TD	No
10-14-67	Auburn	W 43- 21	26,051	---	---	21	51	213	3	12-26- 2	218	1	77	431	19	33	146	1	18-43- 3	255	2	76	401			
10-12-68	Clemson	W 21- 10	40,000	---	---	12	43	132	2	7-25- 0	72	0	68	204	16	45	162	1	17-40- 6	162	0	85	324			
10-11-69	Auburn	W 51- 0	38,000	20	---	19	48	176	0	10-24- 1	182	3	72	358	6	31	19	0	11-26- 4	75	0	57	94			
10-10-70	Clemson	W 44- 0	41,202	9	---	19	40	283	5	10-18- 0	240	1	58	523	10	47	99	0	7-17- 1	52	0	64	151			
10-23-71	Auburn	W 35- 13	55,000	5	---	19	35	131	2	18-36- 3	253	2	71	384	11	47	57	0	10-24- 1	142	0	71	199			
1-2-98	Auburn	W 21- 17	71,212	---	---	18	36	108	2	15-44- 0	258	0	80	366	4	27	60	1	11-25- 1	86	0	52	146			
12-31-07	Atlanta, Ga.	W 23- 20	74,413	22	15	24	47	190	2	26-43- 1	233	1	90	423	12	40	189	2	14-33- 0	104	0	73	293			
9-18-10	Auburn	W 27- 24	84,451	16	---	19	47	221	1	7-14- 2	203	2	61	424	27	47	187	1	21-35- 0	227	2	82	414			

# 2011 Auburn Football Game Notes

## CAREER STATS VS. CLEMSON

Player	PASSING		Yds	Yds/Gm
	C-A-I	TD		
NA				

Player	RUSHING			
	No.	Yds	Avg.	TD
Onterio McCalebb	10	81	8.1	1
Michael Dyer	16	69	4.3	0
Trovon Reed	2	8	4.0	0

Player	RECEIVING			
	No.	Yds	Avg.	TD
NA				

Player	PUNT RETURNS			
	No.	Yds	Avg.	TD
Quindarius Carr	2	6	3.0	0

Player	DEFENSIVE			
	UA	A	Tot.	Misc.
Neiko Thorpe	4	1	5	-
Dare Bates	3	2	5	-
T'Sharvan Bell	2	1	3	-
Drew Cole	1	0	1	-
Chris Davis	1	0	1	-
Nosa Eguae	1	0	1	-
Corey Lemonier	0	1	1	-
Jeff Whitaker	1	0	1	-

## THE LAST MEETING

AUBURN  
CLEMSON

27  
24 OT

September 18, 2010 • ESPN / ESPN 3D  
Jordan-Hare Stadium (87,451) • Auburn, Ala.

Wes Byrum's 39-yard field goal in the first overtime period propelled No. 16 Auburn to a thrilling 27-24 win over Clemson in front of a sold-out Jordan-Hare Stadium on Sept. 18. Auburn trailed 17-3 at halftime but used a 21-point third quarter to take a lead before winning in the first overtime period. Clemson's Chandler Catanzaro had a chance to send the game to a second overtime period but missed a 32-yard field goal into the Auburn student section end of the stadium.

Darvin Adams finished the game with 118 yards on five catches with a touchdown, including an eight-yard touchdown pass in the third quarter that tied the game at 17-17.

Onterio McCalebb led Auburn on the ground with 81 yards and a touchdown on 10 rushes and teammate Michael Dyer had 69 yards on 16 rushes.

Cam Newton was 7-for-14 for 203 yards and two touchdowns and added 68 yards on the 17 rushes.

Auburn, which last overcame a 17-0 deficit in 2002, went up 24-17 lead as Newton and Adams hooked up for four completions that covered 95 yards and directly led to two touchdowns, with Adams catching one and McCalebb running one in.

McCalebb's 12-yard touchdown run capped a six-play, 61-yard drive for Auburn to start the comeback, bringing Auburn to within a touchdown, 17-10, midway through the third quarter. The big play on the drive was Newton's 34-yard pass to Adams on a third and one play that brought the ball to the Clemson 18 yard line.

Auburn's next series saw Adams score his second touchdown of the season as he tapped the tip of his shoe down in bounds to finish off an eight-play drive that started at the Auburn 28 yard line and took just 2:44 off the clock.

The next time Auburn touched the ball it needed just 38 seconds to score as Newton's first pass completion to someone other than Adams gave Auburn its first lead of the day, 24-17. Following a five-yard run by McCalebb, Newton found Zachery down the sideline for a 78-yard touchdown, Auburn's third straight series that ended with a touchdown.

Clemson answered the Zachary score with an eight-play march down the field to tie the game at 24-24 with 12:36 left in regulation. The drive covered 77 yards and took just 3:27 off the clock.

SCORING SUMMARY					
Clemson	7	10	0	7	0 — 24
Auburn	0	3	21	0	3 — 27

CU - Harper 8 yd pass from Parker (Catanzaro kick), 8:59, 1st  
CU - Catanzaro 42 yd field goal, 8:19, 2nd  
CU - Harper 24 yd pass from Parker (Catanzaro kick), 1:14, 2nd  
AU - Byrum 35 yd field goal, 0:00, 2nd  
AU - McCalebb 12 yd run (Byrum kick), 8:24, 3rd  
AU - Adams 8 yd pass from Newton (Byrum kick), 3:41, 3rd  
AU - Zachery 78 yd pass from Newton (Byrum kick), 1:03, 3rd  
CU - Ellington 2 yd run (Catanzaro kick), 12:36, 4th  
AU - Byrum 39 yd field goal, OT

TEAM STATISTICS	CU	AU
First Downs	27	17
Rushes-Yards	47-187	47-221
Passing Yards	220	203
Comp-Att-Int	20-34-0	7-14-2
Total Plays-Yards	81-407	61-424
Punts-Avg.	7-41.3	6-40.2
Fumbles/Lost	1/0	0/0
Penalties-Yards	5-50	10-97
3rd Down Conv.	5-of-15	5-of-13
Time of Possession	34:20	25:40

**INDIVIDUAL STATISTICS**  
**RUSHING:** (CU) - Ellington 22-140; Harper 19-44; Brown 1-6; McNeal 1-minus 1; Parker 4-minus 2. (AU) - McCalebb 10-81 (TD); Dyer 16-69; Newton 17-68; Reed 2-8; Zachery 2-minus 5.  
**PASSING:** (CU) - Parker 20-34-0-220 (2TD). (AU) - Newton 7-14-2-203 (2TD).  
**RECEIVING:** (CU) - Allen 5-66; Ellington 4-48; Jones 4-19; Harper 3-48 (2TD); Dye 2-27; McNeal 1-8; J. Brown 1-4. (AU) - Adams 5-118 (TD); Zachery 1-78 (TD); Smith 1-7.

Clemson went 76 yards in 12 plays on its first possession to take a 7-0 lead when Kyle Parker tossed an eight-yard touchdown pass to running back Jaime Harper.

Clemson increased that lead to 10-0 with an 11-play, 53-yard drive that ended with a 42-yard Catanzaro field goal with 8:19 left in the first half. Two drives Clemson drives later it was 17-0 as Parker hit Harper for a 24-yard touchdown pass with 1:14 left in the half.

Auburn managed to avoid the halftime shutout when Byrum kicked a 35-yard field goal to close out the first half.

Defensively, Josh Bynes led Auburn with 11 tackles, two for loss, and a pass breakup. Nick Fairley and Zac Etheridge added seven tackles each. Fairley also had three tackles for loss and a sack.

# 2011 Auburn Football Game Notes

UTAH STATE (1-1)		
Sept. 3	at #23/19 Auburn [ESPN2]	L, 38-42
Sept. 10	WEBER STATE	W, 54-17
Sept. 20	COLORADO STATE	7 pm
Sept. 24	at BYU [ESPN]	7 pm
Oct. 8	WYOMING	7 pm
Oct. 15	at Fresno State	9 pm
Oct. 22	LOUISIANA TECH	2 pm
Nov. 5	at Hawaii	11 pm
Nov. 12	SAN JOSE STATE	2 pm
Nov. 19	at Idaho	4 pm
Nov. 26	NEVADA	1 pm
Dec. 3	at New Mexico State	7 pm

MISSISSIPPI STATE (1-1)		
Sept. 1	at Memphis [Sports South]	W, 59-14
Sept. 10	at #22 Auburn [SEC Net]	L, 34-41
Sept. 15	#3/3 LSU [ESPN]	7 pm
Sept. 24	LOUISIANA TECH	TBA
Oct. 1	at Georgia	TBA
Oct. 8	at UAB [Sports South]	11 am
Oct. 15	#11/11 SOUTH CAROLINA	TBA
Oct. 29	at Kentucky	TBA
Nov. 5	TENNESSEE MARTIN	TBA
Nov. 12	#1/2 ALABAMA	TBA
Nov. 19	at #14/13 Arkansas	TBA
Nov. 26	OLE MISS	TBA

CLEMSON (2-0)		
Sept. 3	TROY	W, 43-19
Sept. 10	WOFFORD	W, 35-27
Sept. 17	#21/19 AUBURN [ABC]	11 am
Sept. 24	#5/5 FLORIDA STATE	TBA
Oct. 1	at #13/12 Virginia Tech	TBA
Oct. 8	BOSTON COLLEGE	TBA
Oct. 15	at Maryland	TBA
Oct. 22	NORTH CAROLINA	TBA
Oct. 29	at Georgia Tech	TBA
Nov. 12	WAKE FOREST	TBA
Nov. 19	at North Carolina State	TBA
Nov. 26	at #11/11 South Carolina	TBA

FLORIDA ATLANTIC (0-2)		
Sept. 3	at #22/23 Florida [ESPN]	L, 3-41
Sept. 10	at #17/16 Michigan State [ESPN/ESPN2]	L, 0-44
Sept. 24	at #21/19 Auburn	TBA
Oct. 1	at Louisiana	TBA
Oct. 8	at North Texas [Sun Belt Net]	6:30 pm
Oct. 15	WESTERN KENTUCKY	TBA
Oct. 22	MIDDLE TENNESSEE [Sun Belt Net]	7 pm
Nov. 5	ARKANSAS STATE	TBA
Nov. 12	at FIU	TBA
Nov. 19	at Troy	TBA
Nov. 26	UAB	TBA
Dec. 3	ULM	TBA

SOUTH CAROLINA (2-0)		
Sept. 3	EAST CAROLINA [SS]	W, 56-37
Sept. 10	at Georgia [ESPN]	W, 45-42
Sept. 17	NAVY [ESPN2]	5 pm
Sept. 24	VANDERBILT	TBA
Oct. 1	#21/19 AUBURN	TBA
Oct. 8	KENTUCKY	TBA
Oct. 15	at #25/25 Mississippi State	TBA
Oct. 29	at Tennessee	TBA
Nov. 5	at #14/13 Arkansas	TBA
Nov. 12	#16/17 FLORIDA	TBA
Nov. 19	THE CITADEL [PPV]	11 am
Nov. 26	CLEMSON	TBA

ARKANSAS (2-0)		
Sept. 3	MISSOURI STATE [PPV]	W, 51-7
Sept. 10	NEW MEXICO [ESPN]	W, 52-3
Sept. 17	TROY [CSS]	6:30 pm
Sept. 24	at #2/2 Alabama	TBA
Oct. 1	#9/9 TEXAS A&M	TBA
Oct. 8	#21/19 AUBURN	TBA
Oct. 22	at Ole Miss	TBA
Oct. 29	at Vanderbilt	TBA
Nov. 5	#11/11 SOUTH CAROLINA	TBA
Nov. 12	TENNESSEE	TBA
Nov. 19	#25/25 MISSISSIPPI STATE	TBA
Nov. 25	at #3/3 LSU	1:30 pm

FLORIDA (2-0)		
Sept. 3	FLORIDA ATLANTIC [ESPNU]	W, 41-3
Sept. 10	UAB [Sports South]	W, 39-0
Sept. 17	TENNESSEE [CBS]	2:30 pm
Sept. 24	at Kentucky	TBA
Oct. 1	#2/2 ALABAMA	TBA
Oct. 8	at #3/3 LSU	TBA
Oct. 15	at #21/19 Auburn	TBA
Oct. 29	vs. Georgia [CBS]	2:30 pm
Nov. 5	VANDERBILT	TBA
Nov. 12	at #11/11 South Carolina	TBA
Nov. 19	FURMAN	TBA
Nov. 26	#5/5 FLORIDA STATE	TBA

LSU (2-0)		
Sept. 3	vs. #3/3 Oregon [ABC]	W, 40-27
Sept. 10	NORTHWESTERN STATE [PPV]	W, 49-3
Sept. 15	at #25/25 Mississippi State [ESPN]	7 pm
Sept. 24	at #18/20 West Virginia	TBA
Oct. 1	KENTUCKY	TBA
Oct. 8	#16/17 FLORIDA	TBA
Oct. 15	at Tennessee	TBA
Oct. 22	#21/19 AUBURN	TBA
Nov. 5	at #2/2 Alabama	TBA
Nov. 12	WESTERN KENTUCKY	TBA
Nov. 19	at Ole Miss	TBA
Nov. 25	#14/13 ARKANSAS [CBS]	1:30 pm

OLE MISS (1-1)		
Sept. 3	BYU [ESPN]	L, 13-14
Sept. 10	SOUTHERN ILLINOIS [PPV]	W, 42-24
Sept. 17	at Vanderbilt [SEC Net]	11:21 am
Sept. 24	GEORGIA	TBA
Oct. 1	at Fresno State [ESPN2]	8:15 pm
Oct. 15	#2/2 ALABAMA	TBA
Oct. 22	#14/13 ARKANSAS	TBA
Oct. 29	at #21/19 Auburn	TBA
Nov. 5	at Kentucky	TBA
Nov. 12	LOUISIANA TECH	TBA
Nov. 19	#3/3 LSU	TBA
Nov. 26	at #25/25 Mississippi State	TBA

GEORGIA (0-2)		
Sept. 3	vs. #5/7 Boise State [ESPN]	L, 21-35
Sept. 10	#12/12 SOUTH CAROLINA [ESPN]	L, 42-45
Sept. 17	COASTAL CAROLINA [PPV]	12 pm
Sept. 24	at Ole Miss	TBA
Oct. 1	#25/25 MISSISSIPPI STATE	TBA
Oct. 8	at Tennessee	TBA
Oct. 15	at Vanderbilt	TBA
Oct. 29	vs. #16/17 Florida [CBS]	2:30 pm
Nov. 5	NEW MEXICO STATE	TBA
Nov. 12	#21/19 AUBURN	TBA
Nov. 19	KENTUCKY	TBA
Nov. 26	at Georgia Tech	TBA

SAMFORD (1-1)		
Sept. 3	GEORGIA SOUTHERN	L, 31-17
Sept. 10	STILLMAN	W, 48-6
Sept. 24	at Wofford	6 pm
Oct. 1	GARDNER-WEBB	2 pm
Oct. 8	at Furman	12:30 pm
Oct. 15	ELON	2 pm
Oct. 22	at Appalachian State	2:30 pm
Oct. 29	WESTERN CAROLINA	2 pm
Nov. 5	CHATTANOOGA	11 am
Nov. 12	at The Citadel	2 pm
Nov. 19	at #21/19 Auburn	TBA

ALABAMA (2-0)		
Sept. 3	KENT STATE [SEC Net]	W, 48-7
Sept. 10	at #23/20 Penn State [ABC]	W, 27-11
Sept. 17	NORTH TEXAS [Sports South]	6:30 pm
Sept. 24	#14/13 ARKANSAS	TBA
Oct. 1	at #16/17 Florida	TBA
Oct. 8	VANDERBILT	TBA
Oct. 15	at Ole Miss	TBA
Oct. 22	TENNESSEE	TBA
Nov. 5	#3/3 LSU	TBA
Nov. 12	at #25/25 Mississippi State	TBA
Nov. 19	GEORGIA SOUTHERN [PPV]	1 pm
Nov. 26	at #21/19 Auburn	1:30 pm

ASSOCIATED PRESS PRESEASON				
Rk	School (1st)	Record	Pts.	Prv.
1.	Oklahoma (32)	1-0	1448	1
2.	<i>Alabama (9)</i>	2-0	1422	3
3.	<i>LSU (17)</i>	2-0	1416	2
4.	Boise State (2)	1-0	1309	4
5.	Florida State	2-0	1194	5
6.	Stanford	2-0	1161	6
7.	Wisconsin	2-0	1091	8
8.	Oklahoma State	2-0	1034	9
9.	Texas A&M	1-0	1023	7
10.	Nebraska	2-0	893	10
11.	<i>South Carolina</i>	2-0	888	12
12.	Oregon	1-1	848	13
13.	Virginia Tech	2-0	830	11
14.	<i>Arkansas</i>	2-0	768	14
15.	Michigan State	2-0	598	17
16.	<i>Florida</i>	2-0	511	18
17.	Ohio State	2-0	461	15
18.	West Virginia	2-0	419	19
19.	Baylor	1-0	374	20
20.	South Florida	2-0	347	22
21.	<b>Auburn</b>	<b>2-0</b>	<b>343</b>	<b>NR</b>
22.	Arizona State	2-0	306	NR
23.	TCU	1-1	166	25
24.	Texas	2-0	153	24
25.	<i>Mississippi State</i>	1-1	128	16

**OTHERS RECEIVING VOTES**  
Michigan 104, Southern California 68, Houston 32, Maryland 32, Central Florida 31, Missouri 23, Northwestern 19, Penn State 18, Brigham Young 14, Tennessee 13, Washington 12, Georgia 8, Georgia Tech 2.

USA TODAY PRESEASON				
Rk	School (1st)	Record	Pts.	Prv.
1.	Oklahoma (44)	1-0	1453	1
2.	<i>Alabama (8)</i>	2-0	1410	2
3.	<i>LSU (7)</i>	2-0	1372	3
4.	Boise State	1-0	1214	5
5.	Florida State	2-0	1211	4
6.	Stanford	2-0	1165	6
7.	Oklahoma State	2-0	1072	7
8.	Wisconsin	2-0	1033	9
9.	Texas A&M	1-0	1001	8
10.	Nebraska	2-0	911	10
11.	<i>South Carolina</i>	2-0	863	12
12.	Virginia Tech	2-0	842	11
13.	<i>Arkansas</i>	2-0	825	13
14.	Oregon	1-1	754	14
15.	Michigan State	2-0	639	16
16.	Ohio State	2-0	566	15
17.	<i>Florida</i>	2-0	498	18
18.	Arizona State	2-0	353	23
19.	<b>Auburn</b>	<b>2-0</b>	<b>331</b>	<b>22</b>
20.	West Virginia	2-0	304	24
21.	Texas	2-0	260	21
22.	South Florida	2-0	230	NR
23.	TCU	1-1	211	25
24.	Baylor	1-0	171	NR
25.	<i>Mississippi State</i>	1-1	125	17

**OTHERS RECEIVING VOTES**  
Michigan 97, Central Florida 49, Houston 43, Northwestern 31, Penn State 29, North Carolina 23, Missouri 21, Tennessee 21, Georgia Tech 9, Maryland 9, Clemson 8, Washington 7, California 6, San Diego State 3, Georgia 2, Iowa State 2, Brigham Young 1.

*2011 Auburn opponents in italics*



# 2011 Auburn Football Alphabetical Roster

No.	Name	Pos.	Ht.	Wt.	Yr.	Hometown	No.	Name	Pos.	Ht.	Wt.	Yr.	Hometown
25	Daren Bates	LB	5-11	205	Jr.	Memphis, Tenn.	30	Daniel Pond	LB	6-1	215	Fr.	Spanish Fort, Ala.
22	T'Sharvan Bell	DB	6-0	182	Jr.	Kissimmee, Fla.	53	Jon-Morgan Poole	OL	6-4	275	Fr.	Valley, Ala.
3	DeAngelo Benton	WR	6-2	203	Jr.	Bastrop, La.	69	Ryan Preston	OL	6-1	275	RFr.	Oxford, Ala.
98	Angelo Blackson	DL	6-4	325	Fr.	Bear, Del.	65	Zach Rawden	DL	6-2	265	Fr.	College Park, Ga.
80	Emory Blake	WR	6-2	197	Jr.	Austin, Texas	1	Trovon Reed	WR	6-0	183	RFr.	Thibodaux, La.
22	Mike Blakely	RB	5-9	206	Fr.	Bradenton, Fla.	56	Ashton Richardson	LB	6-1	201	Sr.	New Orleans, La.
91	Joel Bonomolo	DE	6-2	240	Jr.	Metairie, La.	73	Greg Robinson	OL	6-5	305	Fr.	Thibodaux, La.
4	Quan Bray	WR	5-10	185	Fr.	LaGrange, Ga.	28	Jonathan Rose	DB	6-2	178	Fr.	Leeds, Ala.
29	Chandler Brooks	K	6-1	173	Sr.	Huntsville, Ala.	13	Craig Sanders	DE	6-4	260	So.	Clio, Ala.
87	Sam Brown	WR	6-2	215	Sr.	Birmingham, Ala.	64	Chase Seals	OL	6-7	282	RFr.	Auburn, Ala.
82	Xavier Brown	WR	6-3	214	So.	Pensacola, Fla.	42	Chandler Shakespeare	RB	5-10	197	So.	Oxford, Ala.
63	Blake Burgess	OL	6-3	285	So.	Vestavia Hills, Ala.	96	Devaunte Sigler	DL	6-3	263	Fr.	Mobile, Ala.
9	Quindarius Carr	WR	6-1	185	Sr.	Huntsville, Ala.	62	Chad Slade	OL	6-5	320	RFr.	Moody, Ala.
92	Kenneth Carter	DT	6-4	290	So.	Greenville, Ala.	39	Ellis Smith	P	5-11	200	Fr.	LaGrange, Ga.
68	Ed Christian	OL	6-5	321	RFr.	Valdosta, Ga.	24	Ryan Smith	DB	6-2	208	So.	Cordova, Ala.
30	Steven Clark	P	6-5	226	So.	Kansas City, Mo.	47	Jordan Spriggs	DB	5-9	194	RFr.	Mobile, Ala.
18	Sammie Coates	WR	6-2	178	Fr.	Leroy, Ala.	85	Travante Stallworth	WR	5-9	190	Jr.	Leesville, La.
20	Drew Cole	DB	5-11	190	Sr.	Picayune, Miss.	71	John Sullen	OL	6-5	333	Jr.	Auburn, Ala.
79	Jared Cooper	OL	6-4	296	Sr.	Brewton, Ala.	44	Anthony Swain	LB	6-2	205	Fr.	Gadsden, Ala.
11	Chris Davis	CB	5-11	188	So.	Birmingham, Ala.	49	Nathan Taylor	WR	5-10	178	Sr.	Fredericksburg, Va.
52	Justin Delaine	DE	6-5	238	RFr.	Linden, Ala.	27	Robenson Therezie	DB	5-9	192	Fr.	Miami, Fla.
89	Jaylon Denson	WR	6-3	197	Fr.	Hoover, Ala.	15	Neiko Thorpe	DB	6-3	191	Sr.	Tucker, Ga.
50	Reese Dismukes	C	6-3	285	Fr.	Spanish Fort, Ala.	74	Jamar Travis	DL	6-0	294	Jr.	Brewton, Ala.
48	Jake Drum	TE	6-5	253	Jr.	Hoover, Ala.	14	Barrett Trotter	QB	6-2	207	Jr.	Birmingham, Ala.
5	Michael Dyer	RB	5-9	210	So.	Little Rock, Ark.	81	C.J. Uzomah	WR	6-4	236	Fr.	Suwanee, Ga.
94	Nosa Eguae	DE	6-3	258	So.	Mansfield, Texas	99	Brian Walsh	DL	6-3	294	Fr.	Winter Springs, Fla.
35	Jonathan Evans	LB	5-11	225	Jr.	Prichard, Ala.	57	Christian Westerman	OL	6-3	277	Fr.	Chandler, Ariz.
65	Tunde Fariyike	OL	6-2	290	RFr.	Thomaston, Ga.	51	Jacob Westrich	LB	6-1	218	RFr.	Huntsville, Ala.
40	Clay Finkelstein	LB	6-2	180	Fr.	Montgomery, Ala.	54	Jeffrey Whitaker	DT	6-4	312	So.	Warner Robins, Ga.
31	Trent Fisher	DB	6-1	186	RFr.	Nashville, Tenn.	38	Jawara White	LB	6-2	230	RFr.	Troy, Ala.
14	Erique Florence	DB	6-1	179	Fr.	Valley, Ala.	19	Ryan White	DB	5-11	192	So.	Tallahassee, Fla.
95	Dee Ford	DE	6-2	240	Jr.	Odenville, Ala.	3	Jermaine Whitehead	DB	5-11	183	Fr.	Greenwood, Miss.
10	Kiehl Frazier	QB	6-2	220	Fr.	Springdale, Ark.	84	Jay Wisner	WR	6-2	190	Sr.	Bozeman, Mont.
21	Eltoro Freeman	LB	5-11	221	Sr.	Alexander City, Ala.	90	Gabe Wright	DL	6-3	316	Fr.	Columbus, Ga.
11	Brandon Fulse	TE	6-4	238	Fr.	Fort Meade, Fla.	47	Patrick Young	WR	6-4	185	Fr.	Trussville, Ala.
26	Justin Garrett	LB	6-1	198	Fr.	Tucker, Ga.							
58	Harris Gaston	LB	6-2	236	So.	Birmingham, Ala.							
20	Corey Grant	RB	5-11	193	RFr.	Opelika, Ala.							
77	A.J. Greene	OL	6-5	295	Sr.	Madison, Tenn.							
83	Cameron Groce	WR	6-4	230	RFr.	Gardendale, Ala.							
86	Garrett Harper	WR	5-9	180	Fr.	Springdale, Ark.							
45	Keymiya Harrell	DE	6-4	225	Fr.	Plantersville, Ala.							
61	Josh Harris	DS	6-1	224	Sr.	Carrollton, Ga.							
64	Forrest Hill	DS	6-1	230	RFr.	Morrow, Ga.							
5	Jake Holland	LB	6-1	235	So.	Pelham, Ala.							
45	Davis Hooper	RB	5-11	215	Sr.	Montgomery, Ala.							
40	Chris Humphries	FB	6-2	223	Sr.	Somerville, Ala.							
67	Bobby Ingalls	OL	6-7	325	Sr.	Gardendale, Ala.							
72	Barrett Kernon	OL	6-4	268	Fr.	Daytona Beach, Fla.							
33	Chris Landrum	LB	6-3	235	Fr.	Sweet Water, Ala.							
59	Jake Lembke	DS	6-2	236	So.	New Lenox, Ill.							
55	Corey Lemonier	DE	6-4	228	So.	Hialeah, Fla.							
43	Philip Lutzenkirchen	TE	6-5	250	Jr.	Marietta, Ga.							
60	Eric Mack	OL	6-4	330	RFr.	St. Matthews, S.C.							
21	Tre Mason	RB	5-10	190	Fr.	Lake Worth, Fla.							
23	Onterio McCalebb	RB	5-11	174	Jr.	Fort Meade, Fla.							
12	Demetruce McNeal	DB	6-2	193	So.	College Park, Ga.							
16	Ikeem Means	DB	6-0	205	Jr.	Wetumpka, Ala.							
6	Jonathon Mincy	DB	5-10	180	RFr.	Decatur, Ga.							
8	Anthony Morgan	RB	5-11	195	Jr.	Brantley, Ala.							
15	Clint Moseley	QB	6-4	213	So.	Leroy, Ala.							
75	Brandon Mosley	OL	6-6	305	Sr.	Jefferson, Ga.							
93	Ja'Brian Niles	DL	6-2	297	Fr.	Mobile, Ala.							
66	Thomas O'Reilly	OL	6-3	325	Fr.	Marietta, Ga.							
10	La'Darius Owens	DE	6-2	237	RFr.	Bessemer, Ala.							
36	Cody Parkey	K	6-0	190	So.	Jupiter, Fla.							
18	Logan Paul	QB	6-0	184	RFr.	Gulf Shores, Ala.							
78	Aubrey Phillips	OL	6-5	336	RFr.	Olive Branch, Miss.							
37	Ladarius Phillips	FB	6-0	291	RFr.	Roanoke, Ala.							

### Pronunciation Guide

94	<b>NOSA EGUA</b> E	No-suh E-gway
65	<b>TUNDE FARIYIKE</b>	Tune-Day Fa-ree-kay
14	<b>ERIQUE</b> Florence	E-ree-kay
10	<b>KIEHL</b> Frazier	Kyle
45	<b>KEYMIYA</b> Harrell	Ka-my-ah
55	Corey <b>LEMONIER</b>	Lemon-ear
43	Philip <b>LUTZENKIRCHEN</b>	Lutz-in-kir-ken
93	<b>JABRIAN</b> Niles	Ja-Brian
96	<b>DEVAUNTE</b> Sigler	De-Vaun-tay
85	<b>TRAVANTE</b> Stallworth	Tra-von-tay
27	Robenson <b>THEREZIE</b>	Tha-ree-zee
15	<b>NEIKO</b> Thorpe	Knee-ko
81	<b>C.J. UZOMAH</b>	You-zah-mah
38	<b>JAWARA</b> White	Ja-war-a

# 2011 Auburn Football Numerical Roster

No.	Name	Pos.	Ht.	Wt.	Yr.	Hometown	No.	Name	Pos.	Ht.	Wt.	Yr.	Hometown
1	Trovon Reed	WR	6-0	183	RFr.	Thibodaux, La.	62	Chad Slade	OL	6-5	320	RFr.	Moody, Ala.
3	DeAngelo Benton	WR	6-2	203	Jr.	Bastrop, La.	63	Blake Burgess	OL	6-3	285	So.	Vestavia Hills, Ala.
3	Jermaine Whitehead	DB	5-11	183	Fr.	Greenwood, Miss.	64	Forrest Hill	DS	6-1	230	RFr.	Morrow, Ga.
4	Quan Bray	WR	5-10	185	Fr.	LaGrange, Ga.	64	Chase Seals	OL	6-7	282	RFr.	Auburn, Ala.
5	Michael Dyer	RB	5-9	210	So.	Little Rock, Ark.	65	Tunde Fariyike	OL	6-2	290	RFr.	Thomaston, Ga.
5	Jake Holland	LB	6-1	235	So.	Pelham, Ala.	65	Zach Rawden	DL	6-2	265	Fr.	College Park, Ga.
6	Jonathon Mincy	DB	5-10	180	RFr.	Decatur, Ga.	66	Thomas O'Reilly	OL	6-3	325	Fr.	Marietta, Ga.
8	Anthony Morgan	RB	5-11	195	Jr.	Brantley, Ala.	67	Bobby Ingalls	OL	6-7	325	Sr.	Gardendale, Ala.
9	Quindarius Carr	WR	6-1	185	Sr.	Huntsville, Ala.	68	Ed Christian	OL	6-5	321	RFr.	Valdosta, Ga.
10	Kiehl Frazier	QB	6-2	220	Fr.	Springdale, Ark.	69	Ryan Preston	OL	6-1	275	RFr.	Oxford, Ala.
10	LaDarius Owens	DE	6-2	237	RFr.	Bessemer, Ala.	71	John Sullen	OL	6-5	333	Jr.	Auburn, Ala.
11	Chris Davis	CB	5-11	188	So.	Birmingham, Ala.	72	Barrett Kernon	OL	6-4	268	Fr.	Daytona Beach, Fla.
11	Brandon Fulse	TE	6-4	238	Fr.	Fort Meade, Fla.	73	Greg Robinson	OL	6-5	305	Fr.	Thibodaux, La.
12	Demetruce McNeal	DB	6-2	193	So.	College Park, Ga.	74	Jamar Travis	DL	6-0	294	Jr.	Brewton, Ala.
13	Craig Sanders	DE	6-4	260	So.	Clio, Ala.	75	Brandon Mosley	OL	6-6	305	Sr.	Jefferson, Ga.
14	Erique Florence	DB	6-1	179	Fr.	Valley, Ala.	77	A.J. Greene	OL	6-5	295	Sr.	Madison, Tenn.
14	Barrett Trotter	QB	6-2	207	Jr.	Birmingham, Ala.	78	Aubrey Phillips	OL	6-5	336	RFr.	Olive Branch, Miss.
15	Clint Moseley	QB	6-4	213	So.	Leroy, Ala.	79	Jared Cooper	OL	6-4	296	Sr.	Brewton, Ala.
15	Neiko Thorpe	DB	6-3	191	Sr.	Tucker, Ga.	80	Emory Blake	WR	6-2	197	Jr.	Austin, Texas
16	Ikeem Means	DB	6-0	205	Jr.	Wetumpka, Ala.	81	C.J. Uzomah	WR	6-4	236	Fr.	Suwanee, Ga.
18	Sammie Coates	WR	6-2	178	Fr.	Leroy, Ala.	82	Xavier Brown	WR	6-3	214	So.	Pensacola, Fla.
18	Logan Paul	QB	6-0	184	RFr.	Gulf Shores, Ala.	83	Cameron Groce	TE	6-4	230	RFr.	Gardendale, Ala.
19	Ryan White	DB	5-11	192	So.	Tallahassee, Fla.	84	Jay Wisner	WR	6-2	190	Sr.	Bozeman, Mont.
20	Drew Cole	DB	5-11	190	Sr.	Picayune, Miss.	85	Travante Stallworth	WR	5-9	190	Jr.	Leesville, La.
20	Corey Grant	RB	5-11	193	RFr.	Opelika, Ala.	86	Garrett Harper	WR	5-9	180	Fr.	Springdale, Ark.
21	Eltoro Freeman	LB	5-11	221	Sr.	Alexander City, Ala.	87	Sam Brown	WR	6-2	215	Sr.	Birmingham, Ala.
21	Tre Mason	RB	5-10	190	Fr.	Lake Worth, Fla.	89	Jaylon Denson	WR	6-3	197	Fr.	Hoover, Ala.
22	T'Sharvan Bell	DB	6-0	182	Jr.	Kissimmee, Fla.	90	Gabe Wright	DL	6-3	316	Fr.	Columbus, Ga.
22	Mike Blakely	RB	5-9	206	Fr.	Bradenton, Fla.	91	Joel Bonomolo	DE	6-2	240	Jr.	Metairie, La.
23	Onterio McCalebb	RB	5-11	174	Jr.	Fort Meade, Fla.	92	Kenneth Carter	DT	6-4	290	So.	Greenville, Ala.
24	Ryan Smith	DB	6-2	208	So.	Cordova, Ala.	93	Ja'Brian Niles	DL	6-2	297	Fr.	Mobile, Ala.
25	Daren Bates	LB	5-11	205	Jr.	Memphis, Tenn.	94	Nosa Eguae	DE	6-3	258	So.	Mansfield, Texas
26	Justin Garrett	LB	6-1	198	Fr.	Tucker, Ga.	95	Dee Ford	DE	6-2	240	Jr.	Odenville, Ala.
27	Robenson Therezie	DB	5-9	192	Fr.	Miami, Fla.	96	Devaunte Sigler	DL	6-3	263	Fr.	Mobile, Ala.
28	Jonathan Rose	DB	6-2	178	Fr.	Leeds, Ala.	98	Angelo Blackson	DL	6-4	325	Fr.	Bear, Del.
29	Chandler Brooks	K	6-1	173	Sr.	Huntsville, Ala.	99	Brian Walsh	DL	6-3	294	Fr.	Winter Springs, Fla.
30	Steven Clark	P	6-5	226	So.	Kansas City, Mo.							
30	Daniel Pond	LB	6-1	215	Fr.	Spanish Fort, Ala.							
31	Trent Fisher	DB	6-1	186	RFr.	Nashville, Tenn.							
33	Chris Landrum	LB	6-3	235	Fr.	Sweet Water, Ala.							
35	Jonathan Evans	LB	5-11	225	Jr.	Prichard, Ala.							
36	Cody Parkey	K	6-0	190	So.	Jupiter, Fla.							
37	Ladarius Phillips	FB	6-0	291	RFr.	Roanoke, Ala.							
38	Jawara White	LB	6-2	230	RFr.	Troy, Ala.							
39	Ellis Smith	P	5-11	200	Fr.	LaGrange, Ga.							
40	Clay Finkelstein	LB	6-2	180	Fr.	Montgomery, Ala.							
40	Chris Humphries	FB	6-2	223	Sr.	Somerville, Ala.							
42	Chandler Shakespeare	RB	5-10	197	So.	Oxford, Ala.							
43	Philip Lutzenkirchen	TE	6-5	250	Jr.	Marietta, Ga.							
44	Anthony Swain	LB	6-2	205	Fr.	Gadsden, Ala.							
45	Keymiya Harrell	DE	6-4	225	Fr.	Plantersville, Ala.							
45	Davis Hooper	RB	5-11	215	Sr.	Montgomery, Ala.							
47	Jordan Spriggs	DB	5-9	194	RFr.	Mobile, Ala.							
47	Patrick Young	WR	6-4	185	Fr.	Trussville, Ala.							
48	Jake Drum	TE	6-5	253	Jr.	Hoover, Ala.							
49	Nathan Taylor	WR	5-10	178	Sr.	Fredericksburg, Va.							
50	Reese Dismukes	C	6-3	285	Fr.	Spanish Fort, Ala.							
51	Jacob Westrich	LB	6-1	218	RFr.	Huntsville, Ala.							
52	Justin Delaine	DE	6-5	238	RFr.	Linden, Ala.							
53	Jon-Morgan Poole	OL	6-4	275	Fr.	Valley, Ala.							
54	Jeffrey Whitaker	DT	6-4	312	So.	Warner Robins, Ga.							
55	Corey Lemonier	DE	6-4	228	So.	Hialeah, Fla.							
56	Ashton Richardson	LB	6-1	201	Sr.	New Orleans, La.							
57	Christian Westerman	OL	6-3	277	Fr.	Chandler, Ariz.							
58	Harris Gaston	LB	6-2	236	So.	Birmingham, Ala.							
59	Jake Lembke	DS	6-2	236	So.	New Lenox, Ill.							
60	Eric Mack	OL	6-4	330	RFr.	St. Matthews, S.C.							
61	Josh Harris	DS	6-1	224	Sr.	Carrollton, Ga.							

### Pronunciation Guide

94	<b>NOSA EGUAE</b>	No-suh E-gway
65	<b>TUNDE FARIYIKE</b>	Tune-Day Fa-ree-kay
14	<b>ERIQUE</b> Florence	E-ree-kay
10	<b>KIEHL</b> Frazier	Kyle
45	<b>KEYMIYA</b> Harrell	Ka-my-ah
55	Corey <b>LEMONIER</b>	Lemon-ear
43	Philip <b>LUTZENKIRCHEN</b>	Lutz-in-kir-ken
93	<b>JABRIAN</b> Niles	Ja-Brian
96	<b>DEVAUNTE</b> Sigler	De-Vaun-tay
85	<b>TRAVANTE</b> Stallworth	Tra-von-tay
27	Robenson <b>THEREZIE</b>	Tha-ree-zee
15	<b>NEIKO</b> Thorpe	Knee-ko
81	<b>C.J. UZOMAH</b>	You-zah-mah
38	<b>JAWARA</b> White	Ja-war-a

# Auburn Depth Chart

## Offense

<b>QB</b>	<b>14 Barrett Trotter (6-2/207/Jr./Birmingham, Ala.)</b> 15 Clint Moseley (6-4/223/So./Leroy, Ala.) 10 Kiehl Frazier (6-2/220/Fr./Springdale, Ark.)
<b>RB</b>	<b>23 Onterio McCalebb (5-11/174/Jr./Fort Meade, Ga.)</b> 5 Michael Dyer (5-9/210/So./Little Rock, Ark.) 21 Tre Mason (5-10/190/Fr./Lake Worth, Fla.)
<b>HB</b>	<b>43 Philip Lutzenkirchen (6-5/250/Jr./Marietta, Ga.)</b> 11 Brandon Fulse (6-4/238/Fr./Fort Meade, Fla.) 37 Ladarious Phillips (6-0/291/RFr./Roanoke, Ala.)
<b>WR</b>	<b>80 Emory Blake (6-2/197/Jr./Austin, Texas)</b> 3 DeAngelo Benton (6-2/203/Jr./Bastrop, La.)
<b>WR</b>	<b>9 Quindarius Carr (6-1/185/Sr./Huntsville, Ala.)</b> 1 Trovon Reed (6-0/183/RFr./Thibodaux, La.) 4 Quan Bray (5-10/185/Fr./LaGrange, Ga.)
<b>WR</b>	<b>85 Travante Stallworth (5-9/190/Jr./Leesville, La.)</b> 81 C.J. Uzomah (6-4/236/Fr./Suwanee, Ga.) 89 Jaylon Denson (6-3/197/Fr./Hoover, Ala.)
<b>LT</b>	<b>75 Brandon Mosley (6-6/310/Sr./Jefferson, Ga.)</b> 73 Greg Robinson (6-5/315/Fr./Thibodaux, La.)
<b>LG</b>	<b>79 Jared Cooper (6-4/296/Sr./Brewton, Ala.)</b> 57 Christian Westerman (6-3/280/Fr./Chandler, Ariz.)
<b>C</b>	<b>50 Reese Dismukes (6-3/300/Fr./Spanish Fort, Ala.)</b> 63 Blake Burgess (6-2/285/So./Vestavia Hills, Ala.) 65 Tunde Fariyike (6-2/290/RFr./Thomaston, Ga.)
<b>RG</b>	<b>71 John Sullen (6-5/333/Jr./Auburn, Ala.)</b> 60 Eric Mack (6-3/315/RFr./St. Matthews, S.C.)
<b>RT</b>	<b>62 Chad Slade (6-5/308/RFr./Moody, Ala.)</b> 77 A.J. Greene (6-5/295/Sr./Madison, Tenn.)

## Special Teams

<b>PK</b>	<b>36 Cody Parkey (6-0/190/So./Jupiter, Fla.)</b> 29 Chris Brooks (6-1/173/Sr./Huntsville, Ala.)
<b>P</b>	<b>30 Steven Clark (6-5/226/So./Kansas City, Mo.)</b> 29 Chris Brooks (6-1/173/Sr./Huntsville, Ala.)
<b>DS</b>	<b>61 Josh Harris (6-1/230/Jr./Carrollton, Ga.)</b> 65 Jake Lembke (6-0/234/RFr./New Lenox, Ill.)
<b>H</b>	<b>19 Ryan White (5-11/192/So./Tallahassee, Fla.)</b> 29 Chris Brooks (6-1/173/Sr./Huntsville, Ala.)

## Defense

<b>LE</b>	<b>55 Corey Lemonier (6-4/240/So./Hialeah, Fla.)</b> 95 Dee Ford (6-2/245/Jr./Odenville, Ala.) 10 LaDarius Owens (6-2/237/RFr./Bessemer, Ala.)
<b>DT</b>	<b>54 Jeffrey Whitaker (6-2/312/So./Warner Robins, Ga.)</b> 98 Angelo Blackson (6-4/325/Fr./Bear, Del.) --OR-- 74 Jamar Travis (6-0/294/Jr./Brewton, Ala.)
<b>DT</b>	<b>92 Kenneth Carter (6-4/290/So./Greenville, Ala.)</b> 96 Devaunte Sigler (6-4/275/Fr./Mobile, Ala.) --OR-- 90 Gabe Wright (6-3/316/Fr./Columbus, Ga.)
<b>RE</b>	<b>94 Nosa Eguae (6-3/258/So./Mansfield, Texas)</b> 13 Craig Sanders (6-4/260/So./Clio, Ala.) 52 Justin Delaine (6-5/238/RFr./Linden, Ala.)
<b>LLB</b>	<b>35 Jonathan Evans (5-11/225/Jr./Prichard, Ala.)</b> 26 Justin Garrett (6-1/205/Fr./Tucker, Ga.)
<b>MLB</b>	<b>5 Jake Holland (6-1/235/So./Pelham, Ala.)</b> 21 Eltoro Freeman (5-11/228/Sr./Alexander City, Ala.)
<b>RLB</b>	<b>25 Daren Bates (5-11/205/Jr./Memphis, Tenn.)</b> 58 Harris Gaston (6-2/236/So./Bessemer, Ala.)
<b>LC</b>	<b>11 Chris Davis (5-11/188/So./Birmingham, Ala.)</b> 6 Jonathan Mincy (5-10/180/RFr./Decatur, Ga.) --OR-- 27 Robertson Therezie (5-9/192/Fr./Miami, Fla.)
<b>S</b>	<b>15 Neiko Thorpe (6-3/195/Sr./Tucker, Ga.)</b> 14 Erique Florence (6-1/187/Fr./Valley, Ala.) 20 Drew Cole (5-11/190/Sr./Picayune, Miss.)
<b>S</b>	<b>12 Demetruce McNeal (6-2/193/So./College Park, Ga.)</b> 24 Ryan Smith (6-2/208/So./Cordova, Ala.) --OR-- 16 Ikeem Means (6-0/205/Jr./Wetumpka, Ala.)
<b>RC</b>	<b>22 T'Sharvan Bell (6-0/185/Jr./Kissimmee, Fla.)</b> 19 Ryan White (5-11/192/So./Tallahassee, Fla.) 28 Jonathan Rose (6-2/185/Fr./Leeds, Ala.)
<b>N</b>	<b>22 T'Sharvan Bell (6-0/185/Jr./Kissimmee, Fla.)</b> 3 Jermaine Whitehead (5-11/183/Fr./Greenwood, Miss.) 31 Trent Fisher (6-1/186/RFr./Nashville, Tenn.)

## Special Teams

<b>PR</b>	<b>1 Trovon Reed (6-0/183/RFr./Thibodaux, La.) --OR--</b> 4 Quan Bray (5-10/185/Fr./LaGrange, Ga.)
<b>KR</b>	<b>4 Quan Bray (5-10/185/Fr./LaGrange, Ga.) &amp;</b> <b>23 Onterio McCalebb (5-11/174/Jr./Fort Meade, Ga.)</b> 21 Tre Mason (5-10/190/Fr./Lake Worth, Fla.)

# 2011 Auburn Football Alphabetical Roster

No.	Name	Pos.	Ht.	Wt.	Yr.	Hometown	No.	Name	Pos.	Ht.	Wt.	Yr.	Hometown
25	Daren Bates	LB	5-11	205	Jr.	Memphis, Tenn.	30	Daniel Pond	LB	6-1	215	Fr.	Spanish Fort, Ala.
22	T'Sharvan Bell	DB	6-0	182	Jr.	Kissimmee, Fla.	53	Jon-Morgan Poole	OL	6-4	275	Fr.	Valley, Ala.
3	DeAngelo Benton	WR	6-2	203	Jr.	Bastrop, La.	69	Ryan Preston	OL	6-1	275	RFr.	Oxford, Ala.
98	Angelo Blackson	DL	6-4	325	Fr.	Bear, Del.	65	Zach Rawden	DL	6-2	265	Fr.	College Park, Ga.
80	Emory Blake	WR	6-2	197	Jr.	Austin, Texas	1	Trovon Reed	WR	6-0	183	RFr.	Thibodaux, La.
22	Mike Blakely	RB	5-9	206	Fr.	Bradenton, Fla.	56	Ashton Richardson	LB	6-1	201	Sr.	New Orleans, La.
91	Joel Bonomolo	DE	6-2	240	Jr.	Metairie, La.	73	Greg Robinson	OL	6-5	305	Fr.	Thibodaux, La.
4	Quan Bray	WR	5-10	185	Fr.	LaGrange, Ga.	28	Jonathan Rose	DB	6-2	178	Fr.	Leeds, Ala.
29	Chandler Brooks	K	6-1	173	Sr.	Huntsville, Ala.	13	Craig Sanders	DE	6-4	260	So.	Clio, Ala.
87	Sam Brown	WR	6-2	215	Sr.	Birmingham, Ala.	64	Chase Seals	OL	6-7	282	RFr.	Auburn, Ala.
82	Xavier Brown	WR	6-3	214	So.	Pensacola, Fla.	42	Chandler Shakespeare	RB	5-10	197	So.	Oxford, Ala.
63	Blake Burgess	OL	6-3	285	So.	Vestavia Hills, Ala.	96	Devaunte Sigler	DL	6-3	263	Fr.	Mobile, Ala.
9	Quindarius Carr	WR	6-1	185	Sr.	Huntsville, Ala.	62	Chad Slade	OL	6-5	320	RFr.	Moody, Ala.
92	Kenneth Carter	DT	6-4	290	So.	Greenville, Ala.	39	Ellis Smith	P	5-11	200	Fr.	LaGrange, Ga.
68	Ed Christian	OL	6-5	321	RFr.	Valdosta, Ga.	24	Ryan Smith	DB	6-2	208	So.	Cordova, Ala.
30	Steven Clark	P	6-5	226	So.	Kansas City, Mo.	47	Jordan Spriggs	DB	5-9	194	RFr.	Mobile, Ala.
18	Sammie Coates	WR	6-2	178	Fr.	Leroy, Ala.	85	Travante Stallworth	WR	5-9	190	Jr.	Leesville, La.
20	Drew Cole	DB	5-11	190	Sr.	Picayune, Miss.	71	John Sullen	OL	6-5	333	Jr.	Auburn, Ala.
79	Jared Cooper	OL	6-4	296	Sr.	Brewton, Ala.	44	Anthony Swain	LB	6-2	205	Fr.	Gadsden, Ala.
11	Chris Davis	CB	5-11	188	So.	Birmingham, Ala.	49	Nathan Taylor	WR	5-10	178	Sr.	Fredericksburg, Va.
52	Justin Delaine	DE	6-5	238	RFr.	Linden, Ala.	27	Robenson Therezie	DB	5-9	192	Fr.	Miami, Fla.
89	Jaylon Denson	WR	6-3	197	Fr.	Hoover, Ala.	15	Neiko Thorpe	DB	6-3	191	Sr.	Tucker, Ga.
50	Reese Dismukes	C	6-3	285	Fr.	Spanish Fort, Ala.	74	Jamar Travis	DL	6-0	294	Jr.	Brewton, Ala.
48	Jake Drum	TE	6-5	253	Jr.	Hoover, Ala.	14	Barrett Trotter	QB	6-2	207	Jr.	Birmingham, Ala.
5	Michael Dyer	RB	5-9	210	So.	Little Rock, Ark.	81	C.J. Uzomah	WR	6-4	236	Fr.	Suwanee, Ga.
94	Nosa Eguae	DE	6-3	258	So.	Mansfield, Texas	99	Brian Walsh	DL	6-3	294	Fr.	Winter Springs, Fla.
35	Jonathan Evans	LB	5-11	225	Jr.	Prichard, Ala.	57	Christian Westerman	OL	6-3	277	Fr.	Chandler, Ariz.
65	Tunde Fariyike	OL	6-2	290	RFr.	Thomaston, Ga.	51	Jacob Westrich	LB	6-1	218	RFr.	Huntsville, Ala.
40	Clay Finkelstein	LB	6-2	180	Fr.	Montgomery, Ala.	54	Jeffrey Whitaker	DT	6-4	312	So.	Warner Robins, Ga.
31	Trent Fisher	DB	6-1	186	RFr.	Nashville, Tenn.	38	Jawara White	LB	6-2	230	RFr.	Troy, Ala.
14	Erique Florence	DB	6-1	179	Fr.	Valley, Ala.	19	Ryan White	DB	5-11	192	So.	Tallahassee, Fla.
95	Dee Ford	DE	6-2	240	Jr.	Odenville, Ala.	3	Jermaine Whitehead	DB	5-11	183	Fr.	Greenwood, Miss.
10	Kiehl Frazier	QB	6-2	220	Fr.	Springdale, Ark.	84	Jay Wisner	WR	6-2	190	Sr.	Bozeman, Mont.
21	Eltoro Freeman	LB	5-11	221	Sr.	Alexander City, Ala.	90	Gabe Wright	DL	6-3	316	Fr.	Columbus, Ga.
11	Brandon Fulse	TE	6-4	238	Fr.	Fort Meade, Fla.	47	Patrick Young	WR	6-4	185	Fr.	Trussville, Ala.
26	Justin Garrett	LB	6-1	198	Fr.	Tucker, Ga.							
58	Harris Gaston	LB	6-2	236	So.	Birmingham, Ala.							
20	Corey Grant	RB	5-11	193	RFr.	Opelika, Ala.							
77	A.J. Greene	OL	6-5	295	Sr.	Madison, Tenn.							
83	Cameron Groce	WR	6-4	230	RFr.	Gardendale, Ala.							
86	Garrett Harper	WR	5-9	180	Fr.	Springdale, Ark.							
45	Keymiya Harrell	DE	6-4	225	Fr.	Plantersville, Ala.							
61	Josh Harris	DS	6-1	224	Sr.	Carrollton, Ga.							
64	Forrest Hill	DS	6-1	230	RFr.	Morrow, Ga.							
5	Jake Holland	LB	6-1	235	So.	Pelham, Ala.							
45	Davis Hooper	RB	5-11	215	Sr.	Montgomery, Ala.							
40	Chris Humphries	FB	6-2	223	Sr.	Somerville, Ala.							
67	Bobby Ingalls	OL	6-7	325	Sr.	Gardendale, Ala.							
72	Barrett Kernon	OL	6-4	268	Fr.	Daytona Beach, Fla.							
33	Chris Landrum	LB	6-3	235	Fr.	Sweet Water, Ala.							
59	Jake Lembke	DS	6-2	236	So.	New Lenox, Ill.							
55	Corey Lemonier	DE	6-4	228	So.	Hialeah, Fla.							
43	Philip Lutzenkirchen	TE	6-5	250	Jr.	Marietta, Ga.							
60	Eric Mack	OL	6-4	330	RFr.	St. Matthews, S.C.							
21	Tre Mason	RB	5-10	190	Fr.	Lake Worth, Fla.							
23	Onterio McCalebb	RB	5-11	174	Jr.	Fort Meade, Fla.							
12	Demetruce McNeal	DB	6-2	193	So.	College Park, Ga.							
16	Ikeem Means	DB	6-0	205	Jr.	Wetumpka, Ala.							
6	Jonathon Mincy	DB	5-10	180	RFr.	Decatur, Ga.							
8	Anthony Morgan	RB	5-11	195	Jr.	Brantley, Ala.							
15	Clint Moseley	QB	6-4	213	So.	Leroy, Ala.							
75	Brandon Mosley	OL	6-6	305	Sr.	Jefferson, Ga.							
93	Ja'Brian Niles	DL	6-2	297	Fr.	Mobile, Ala.							
66	Thomas O'Reilly	OL	6-3	325	Fr.	Marietta, Ga.							
10	La'Darius Owens	DE	6-2	237	RFr.	Bessemer, Ala.							
36	Cody Parkey	K	6-0	190	So.	Jupiter, Fla.							
18	Logan Paul	QB	6-0	184	RFr.	Gulf Shores, Ala.							
78	Aubrey Phillips	OL	6-5	336	RFr.	Olive Branch, Miss.							
37	Ladarius Phillips	FB	6-0	291	RFr.	Roanoke, Ala.							

### Pronunciation Guide

94	<b>NOSA EGUA</b> E	No-suh E-gway
65	<b>TUNDE FARIYIKE</b>	Tune-Day Fa-ree-kay
14	<b>ERIQUE</b> Florence	E-ree-kay
10	<b>KIEHL</b> Frazier	Kyle
45	<b>KEYMIYA</b> Harrell	Ka-my-ah
55	Corey <b>LEMONIER</b>	Lemon-ear
43	Philip <b>LUTZENKIRCHEN</b>	Lutz-in-kir-ken
93	<b>JABRIAN</b> Niles	Ja-Brian
96	<b>DEVAUNTE</b> Sigler	De-Vaun-tay
85	<b>TRAVANTE</b> Stallworth	Tra-von-tay
27	Robenson <b>THEREZIE</b>	Tha-ree-zee
15	<b>NEIKO</b> Thorpe	Knee-ko
81	<b>C.J. UZOMAH</b>	You-zah-mah
38	<b>JAWARA</b> White	Ja-war-a

# 2011 Auburn Football Numerical Roster

No.	Name	Pos.	Ht.	Wt.	Yr.	Hometown	No.	Name	Pos.	Ht.	Wt.	Yr.	Hometown
1	Trovon Reed	WR	6-0	183	RFr.	Thibodaux, La.	62	Chad Slade	OL	6-5	320	RFr.	Moody, Ala.
3	DeAngelo Benton	WR	6-2	203	Jr.	Bastrop, La.	63	Blake Burgess	OL	6-3	285	So.	Vestavia Hills, Ala.
3	Jermaine Whitehead	DB	5-11	183	Fr.	Greenwood, Miss.	64	Forrest Hill	DS	6-1	230	RFr.	Morrow, Ga.
4	Quan Bray	WR	5-10	185	Fr.	LaGrange, Ga.	64	Chase Seals	OL	6-7	282	RFr.	Auburn, Ala.
5	Michael Dyer	RB	5-9	210	So.	Little Rock, Ark.	65	Tunde Fariyike	OL	6-2	290	RFr.	Thomaston, Ga.
5	Jake Holland	LB	6-1	235	So.	Pelham, Ala.	65	Zach Rawden	DL	6-2	265	Fr.	College Park, Ga.
6	Jonathon Mincy	DB	5-10	180	RFr.	Decatur, Ga.	66	Thomas O'Reilly	OL	6-3	325	Fr.	Marietta, Ga.
8	Anthony Morgan	RB	5-11	195	Jr.	Brantley, Ala.	67	Bobby Ingalls	OL	6-7	325	Sr.	Gardendale, Ala.
9	Quindarius Carr	WR	6-1	185	Sr.	Huntsville, Ala.	68	Ed Christian	OL	6-5	321	RFr.	Valdosta, Ga.
10	Kiehl Frazier	QB	6-2	220	Fr.	Springdale, Ark.	69	Ryan Preston	OL	6-1	275	RFr.	Oxford, Ala.
10	LaDarius Owens	DE	6-2	237	RFr.	Bessemer, Ala.	71	John Sullen	OL	6-5	333	Jr.	Auburn, Ala.
11	Chris Davis	CB	5-11	188	So.	Birmingham, Ala.	72	Barrett Kernon	OL	6-4	268	Fr.	Daytona Beach, Fla.
11	Brandon Fulse	TE	6-4	238	Fr.	Fort Meade, Fla.	73	Greg Robinson	OL	6-5	305	Fr.	Thibodaux, La.
12	Demetruce McNeal	DB	6-2	193	So.	College Park, Ga.	74	Jamar Travis	DL	6-0	294	Jr.	Brewton, Ala.
13	Craig Sanders	DE	6-4	260	So.	Clio, Ala.	75	Brandon Mosley	OL	6-6	305	Sr.	Jefferson, Ga.
14	Eriq Florence	DB	6-1	179	Fr.	Valley, Ala.	77	A.J. Greene	OL	6-5	295	Sr.	Madison, Tenn.
14	Barrett Trotter	QB	6-2	207	Jr.	Birmingham, Ala.	78	Aubrey Phillips	OL	6-5	336	RFr.	Olive Branch, Miss.
15	Clint Moseley	QB	6-4	213	So.	Leroy, Ala.	79	Jared Cooper	OL	6-4	296	Sr.	Brewton, Ala.
15	Neiko Thorpe	DB	6-3	191	Sr.	Tucker, Ga.	80	Emory Blake	WR	6-2	197	Jr.	Austin, Texas
16	Ikeem Means	DB	6-0	205	Jr.	Wetumpka, Ala.	81	C.J. Uzomah	WR	6-4	236	Fr.	Suwanee, Ga.
18	Sammie Coates	WR	6-2	178	Fr.	Leroy, Ala.	82	Xavier Brown	WR	6-3	214	So.	Pensacola, Fla.
18	Logan Paul	QB	6-0	184	RFr.	Gulf Shores, Ala.	83	Cameron Groce	TE	6-4	230	RFr.	Gardendale, Ala.
19	Ryan White	DB	5-11	192	So.	Tallahassee, Fla.	84	Jay Wisner	WR	6-2	190	Sr.	Bozeman, Mont.
20	Drew Cole	DB	5-11	190	Sr.	Picayune, Miss.	85	Travante Stallworth	WR	5-9	190	Jr.	Leesville, La.
20	Corey Grant	RB	5-11	193	RFr.	Opelika, Ala.	86	Garrett Harper	WR	5-9	180	Fr.	Springdale, Ark.
21	Eltoro Freeman	LB	5-11	221	Sr.	Alexander City, Ala.	87	Sam Brown	WR	6-2	215	Sr.	Birmingham, Ala.
21	Tre Mason	RB	5-10	190	Fr.	Lake Worth, Fla.	89	Jaylon Denson	WR	6-3	197	Fr.	Hoover, Ala.
22	T'Sharvan Bell	DB	6-0	182	Jr.	Kissimmee, Fla.	90	Gabe Wright	DL	6-3	316	Fr.	Columbus, Ga.
22	Mike Blakely	RB	5-9	206	Fr.	Bradenton, Fla.	91	Joel Bonomolo	DE	6-2	240	Jr.	Metairie, La.
23	Onterio McCalebb	RB	5-11	174	Jr.	Fort Meade, Fla.	92	Kenneth Carter	DT	6-4	290	So.	Greenville, Ala.
24	Ryan Smith	DB	6-2	208	So.	Cordova, Ala.	93	Ja'Brian Niles	DL	6-2	297	Fr.	Mobile, Ala.
25	Daren Bates	LB	5-11	205	Jr.	Memphis, Tenn.	94	Nosa Eguae	DE	6-3	258	So.	Mansfield, Texas
26	Justin Garrett	LB	6-1	198	Fr.	Tucker, Ga.	95	Dee Ford	DE	6-2	240	Jr.	Odenville, Ala.
27	Robenson Therezie	DB	5-9	192	Fr.	Miami, Fla.	96	Devaunte Sigler	DL	6-3	263	Fr.	Mobile, Ala.
28	Jonathan Rose	DB	6-2	178	Fr.	Leeds, Ala.	98	Angelo Blackson	DL	6-4	325	Fr.	Bear, Del.
29	Chandler Brooks	K	6-1	173	Sr.	Huntsville, Ala.	99	Brian Walsh	DL	6-3	294	Fr.	Winter Springs, Fla.
30	Steven Clark	P	6-5	226	So.	Kansas City, Mo.							
30	Daniel Pond	LB	6-1	215	Fr.	Spanish Fort, Ala.							
31	Trent Fisher	DB	6-1	186	RFr.	Nashville, Tenn.							
33	Chris Landrum	LB	6-3	235	Fr.	Sweet Water, Ala.							
35	Jonathan Evans	LB	5-11	225	Jr.	Prichard, Ala.							
36	Cody Parkey	K	6-0	190	So.	Jupiter, Fla.							
37	Ladarius Phillips	FB	6-0	291	RFr.	Roanoke, Ala.							
38	Jawara White	LB	6-2	230	RFr.	Troy, Ala.							
39	Ellis Smith	P	5-11	200	Fr.	LaGrange, Ga.							
40	Clay Finkelstein	LB	6-2	180	Fr.	Montgomery, Ala.							
40	Chris Humphries	FB	6-2	223	Sr.	Somerville, Ala.							
42	Chandler Shakespeare	RB	5-10	197	So.	Oxford, Ala.							
43	Philip Lutzenkirchen	TE	6-5	250	Jr.	Marietta, Ga.							
44	Anthony Swain	LB	6-2	205	Fr.	Gadsden, Ala.							
45	Keymiya Harrell	DE	6-4	225	Fr.	Plantersville, Ala.							
45	Davis Hooper	RB	5-11	215	Sr.	Montgomery, Ala.							
47	Jordan Spriggs	DB	5-9	194	RFr.	Mobile, Ala.							
47	Patrick Young	WR	6-4	185	Fr.	Trussville, Ala.							
48	Jake Drum	TE	6-5	253	Jr.	Hoover, Ala.							
49	Nathan Taylor	WR	5-10	178	Sr.	Fredericksburg, Va.							
50	Reese Dismukes	C	6-3	285	Fr.	Spanish Fort, Ala.							
51	Jacob Westrich	LB	6-1	218	RFr.	Huntsville, Ala.							
52	Justin Delaine	DE	6-5	238	RFr.	Linden, Ala.							
53	Jon-Morgan Poole	OL	6-4	275	Fr.	Valley, Ala.							
54	Jeffrey Whitaker	DT	6-4	312	So.	Warner Robins, Ga.							
55	Corey Lemonier	DE	6-4	228	So.	Hialeah, Fla.							
56	Ashton Richardson	LB	6-1	201	Sr.	New Orleans, La.							
57	Christian Westerman	OL	6-3	277	Fr.	Chandler, Ariz.							
58	Harris Gaston	LB	6-2	236	So.	Birmingham, Ala.							
59	Jake Lembke	DS	6-2	236	So.	New Lenox, Ill.							
60	Eric Mack	OL	6-4	330	RFr.	St. Matthews, S.C.							
61	Josh Harris	DS	6-1	224	Sr.	Carrollton, Ga.							

### Pronunciation Guide

94	<b>NOSA EGUAE</b>	No-suh E-gway
65	<b>TUNDE FARIYIKE</b>	Tune-Day Fa-ree-kay
14	<b>ERIQUE</b> Florence	E-ree-kay
10	<b>KIEHL</b> Frazier	Kyle
45	<b>KEYMIYA</b> Harrell	Ka-my-ah
55	Corey <b>LEMONIER</b>	Lemon-ear
43	Philip <b>LUTZENKIRCHEN</b>	Lutz-in-kir-ken
93	<b>JABRIAN</b> Niles	Ja-Brian
96	<b>DEVAUNTE</b> Sigler	De-Vaun-tay
85	<b>TRAVANTE</b> Stallworth	Tra-von-tay
27	Robenson <b>THEREZIE</b>	Tha-ree-zee
15	<b>NEIKO</b> Thorpe	Knee-ko
81	<b>C.J. UZOMAH</b>	You-zah-mah
38	<b>JAWARA</b> White	Ja-war-a

# 2011 Auburn Football Honors & Awards

---

## DAREN BATES

- ▶ Phil Steele Preseason All-SEC Fourth Team

## EMORY BLAKE

- ▶ Biletnikoff Award Watch List
- ▶ Coaches Preseason All-SEC Third Team

## MICHAEL DYER

- ▶ Maxwell Award Watch List
- ▶ Doak Walker Award Watch List
- ▶ Coaches Preseason All-SEC Second Team
- ▶ Sports Illustrated Preseason All-SEC Team
- ▶ Phil Steele Preseason All-SEC Second Team

## COREY LEMONIER

- ▶ Coaches Preseason All-SEC Third Team

## PHILIP LUTZENKIRCHEN

- ▶ Mackey Award Watch List
- ▶ Coaches Preseason All-SEC Third Team
- ▶ Sports Illustrated Preseason All-SEC Team
- ▶ Phil Steele Preseason All-SEC Third Team

## TRE MASON

- ▶ SEC Co-Freshman of the Week (9/5)

## ONTERRIO MCCALEBB

- ▶ Coaches Preseason All-SEC Third Team

## BRANDON MOSLEY

- ▶ Coaches Preseason All-SEC Second Team

## NEIKO THORPE

- ▶ Coaches Preseason All-SEC Third Team

# 2011 Season Stats

RECORD	OVERALL	HOME	AWAY	NEUTRAL
ALL GAMES	2-0	2-0	0-0	0-0
CONFERENCE	1-0	1-0	0-0	0-0
NON-CONFERENCE	1-0	1-0	0-0	0-0

DATE	OPPONENT	W/L	SCORE	ATTEND
09/03/2011	UTAH STATE	W	42-38	85,245
09/10/2011	MISSISSIPPI STATE*	W	41-34	87,451
09/17/2011	at Clemson			
09/24/2011	FLORIDA ATLANTIC			
10/01/2011	at South Carolina*			
10/08/2011	at Arkansas*			
10/15/2011	FLORIDA*			
10/22/2011	at LSU*			
10/29/2011	OLE MISS*			
11/12/2011	at Georgia*			
11/19/2011	SAMFORD			
11/26/2011	ALABAMA*			

TEAM STATISTICS	AU	OPP
SCORING	83	72
Points Per Game	41.5	36.0
FIRST DOWNS	38	58
Rushing	18	33
Passing	17	23
Penalty	3	2
RUSHING YARDAGE	313	560
Yards gained rushing	367	614
Yards lost rushing	54	54
Rushing Attempts	66	116
Average Per Rush	4.7	4.8
Average Per Game	156.5	280.0
TDs Rushing	4	7
PASSING YARDAGE	432	419
Comp-Att-Int	34-47-1	43-65-1
Average Per Pass	9.2	6.4
Average Per Catch	12.7	9.7
Average Per Game	216.0	209.5
TDs Passing	5	1
TOTAL OFFENSE	745	979
Total Plays	113	181
Average Per Play	6.6	5.4
Average Per Game	372.5	489.5
KICK RETURNS: #-Yards	14-436	6-111
PUNT RETURNS: #-Yards	3-22	2-32
INT RETURNS: #-Yards	1-43	1-27
KICK RETURN AVERAGE	31.1	18.5
PUNT RETURN AVERAGE	7.3	16.0
INT RETURN AVERAGE	43.0	27.0
FUMBLES-LOST	2-0	2-0
PENALTIES-Yards	14-145	16-113
Average Per Game	72.5	56.5
PUNTS-Yards	11-487	9-390
Average Per Punt	44.3	43.3
Net punt average	41.4	40.9
TIME OF POSSESSION/Game	23:06	36:54
3RD-DOWN Conversions	7/21	21/37
3rd-Down Pct	33%	57%
4TH-DOWN Conversions	2/2	4/4
4th-Down Pct	100%	100%
SACKS BY-Yards	2-7	3-25
MISC YARDS	0	0
TOUCHDOWNS SCORED	11	9
FIELD GOALS-ATTEMPTS	2-2	3-3
ON-SIDE KICKS	1-1	0-0
RED-ZONE SCORES	(6-6) 100%	(9-10) 90%
RED-ZONE TOUCHDOWNS	(5-6) 83%	(6-10) 60%
PAT-ATTEMPTS	(11-11) 100%	(9-9) 100%
ATTENDANCE	172696	0
Games/Avg Per Game	2/86348	0/0
Neutral Site Games	0/0	0/0

SCORE BY QUARTERS	1st	2nd	3rd	4th	OT	Total
AUBURN	21	24	17	21		83
Opponents	28	17	6	21		72

RUSHING	.GP	Att	Gain	Loss	Net	Avg	TD	Long	Avg/G
Michael Dyer	2	32	215	8	207	6.5	4	52	103.5
Onterio McCalebb	2	20	115	3	112	5.6	0	15	56.0
Tre Mason	2	4	17	1	16	4.0	0	15	8.0
Barrett Trotter	2	9	20	26	-6	-0.7	0	8	-3.0
TEAM	1	1	0	16	-16	-16.0	0	0	-16.0
<b>Total</b>	<b>2</b>	<b>66</b>	<b>367</b>	<b>54</b>	<b>313</b>	<b>4.7</b>	<b>4</b>	<b>52</b>	<b>156.5</b>
<b>Opponents</b>	<b>2</b>	<b>116</b>	<b>614</b>	<b>54</b>	<b>560</b>	<b>4.8</b>	<b>7</b>	<b>43</b>	<b>280.0</b>

PASSING	.G	Effic	Comp-Att-Int	Pct	Yds	TD	Lng	Avg/G
Barrett Trotter	2	177.58	33-46-1	71.7	407	5	56	203.5
Clint Moseley	2	310.00	1-1-0	100.0	25	0	25	12.5
<b>Total</b>	<b>2</b>	<b>180.40</b>	<b>34-47-1</b>	<b>72.3</b>	<b>432</b>	<b>5</b>	<b>56</b>	<b>216.0</b>
<b>Opponents</b>	<b>2</b>	<b>122.30</b>	<b>43-65-1</b>	<b>66.2</b>	<b>419</b>	<b>1</b>	<b>33</b>	<b>209.5</b>

RECEIVING	.G	No.	Yds	Avg	TD	Long	Avg/G
Emory Blake	2	10	203	20.3	2	56	101.5
Onterio McCalebb	2	9	67	7.4	0	25	33.5
Travante Stallworth	2	5	89	17.8	1	39	44.5
Philip Lutzenkirchen	2	5	40	8.0	2	15	20.0
Trovon Reed	2	5	33	6.6	0	11	16.5
<b>Total</b>	<b>2</b>	<b>34</b>	<b>432</b>	<b>12.7</b>	<b>5</b>	<b>56</b>	<b>216.0</b>
<b>Opponents</b>	<b>2</b>	<b>43</b>	<b>419</b>	<b>9.7</b>	<b>1</b>	<b>33</b>	<b>209.5</b>

PUNT RETURNS	.No.	Yds	Avg	TD	Long
Trovon Reed	3	22	7.3	0	9
<b>Total</b>	<b>3</b>	<b>22</b>	<b>7.3</b>	<b>0</b>	<b>9</b>
<b>Opponents</b>	<b>2</b>	<b>32</b>	<b>16.0</b>	<b>0</b>	<b>22</b>

INTERCEPTIONS	.No.	Yds	Avg	TD	Long
Demetruce McNeal	1	43	43.0	1	43
<b>Total</b>	<b>1</b>	<b>43</b>	<b>43.0</b>	<b>1</b>	<b>43</b>
<b>Opponents</b>	<b>1</b>	<b>27</b>	<b>27.0</b>	<b>1</b>	<b>27</b>

KICK RETURNS	.No.	Yds	Avg	TD	Long
Tre Mason	10	348	34.8	1	97
Quan Bray	2	55	27.5	0	33
Onterio McCalebb	1	26	26.0	0	26
Brandon Fulse	1	7	7.0	0	7
<b>Total</b>	<b>14</b>	<b>436</b>	<b>31.1</b>	<b>1</b>	<b>97</b>
<b>Opponents</b>	<b>6</b>	<b>111</b>	<b>18.5</b>	<b>0</b>	<b>24</b>

FUMBLE RETURNS	.No.	Yds	Avg	TD	Long
<b>Total</b>	<b>0</b>	<b>0</b>	<b>0.0</b>	<b>0</b>	<b>0</b>
<b>Opponents</b>	<b>0</b>	<b>0</b>	<b>0.0</b>	<b>0</b>	<b>0</b>

SCORING	TD	FGs	PATs					Saf	Points
			Kick	Rush	Rcv	Pass	DXP		
Michael Dyer	4	0-0	0-0	0-0	0	0-0	0	0	24
Cody Parkey	0	2-2	11-11	0-0	0	0-0	0	0	17
Emory Blake	2	0-0	0-0	0-0	0	0-0	0	0	12
Philip Lutzenkirchen	2	0-0	0-0	0-0	0	0-0	0	0	12
Demetruce McNeal	1	0-0	0-0	0-0	0	0-0	0	0	6
Travante Stallworth	1	0-0	0-0	0-0	0	0-0	0	0	6
Tre Mason	1	0-0	0-0	0-0	0	0-0	0	0	6
<b>Total</b>	<b>11</b>	<b>2-2</b>	<b>11-11</b>	<b>0-0</b>	<b>0</b>	<b>0-0</b>	<b>0</b>	<b>0</b>	<b>83</b>
<b>Opponents</b>	<b>9</b>	<b>3-3</b>	<b>9-9</b>	<b>0-0</b>	<b>0</b>	<b>0-0</b>	<b>0</b>	<b>0</b>	<b>72</b>

# 2011 Season Stats

TOTAL OFFENSE	G	Plays	Rush	Pass	Total	Avg/G
Barrett Trotter	.2	55	-6	407	401	200.5
Michael Dyer	.2	32	207	0	207	103.5
Onterio McCalebb	.2	20	112	0	112	56.0
Clint Moseley	.2	1	0	25	25	12.5
Tre Mason	.2	4	16	0	16	8.0
TEAM	.1	1	-16	0	-16	-16.0
<b>Total</b>	<b>.2</b>	<b>113</b>	<b>313</b>	<b>432</b>	<b>745</b>	<b>372.5</b>
<b>Opponents</b>	<b>.2</b>	<b>181</b>	<b>560</b>	<b>419</b>	<b>979</b>	<b>489.5</b>

FIELD GOALS	FGM-FGA	Pct	01-19	20-29	30-39	40-49	50-99	Lg	Blk
Cody Parkey	.2-2	100.0	0-0	0-0	1-1	1-1	0-0	43	0

FG SEQUENCE	Auburn	OPPONENTS
Utah State	-	(34)
Mississippi State	(43), (37)	(27), (32)
Clemson		
Florida Atlantic		
South Carolina		
Arkansas		
Florida		
LSU		
Ole Miss		
Georgia		
Samford		
Alabama		

Numbers in parentheses indicate field goal was made.

PUNTING	No.	Yds	Avg	Long	TB	FC	I20	Blkd
Steven Clark	.11	487	44.3	58	0	3	5	0
<b>Total</b>	<b>.11</b>	<b>487</b>	<b>44.3</b>	<b>58</b>	<b>0</b>	<b>3</b>	<b>5</b>	<b>0</b>
<b>Opponents</b>	<b>.9</b>	<b>390</b>	<b>43.3</b>	<b>60</b>	<b>0</b>	<b>2</b>	<b>3</b>	<b>0</b>

KICKOFFS	No.	Yds	Avg	TB	OB	Retn	Net	YdLn
Cody Parkey	.14	974	69.6	8	0			
<b>Total</b>	<b>.14</b>	<b>974</b>	<b>69.6</b>	<b>8</b>	<b>0</b>	<b>111</b>	<b>50.2</b>	<b>19</b>
<b>Opponents</b>	<b>.14</b>	<b>879</b>	<b>62.8</b>	<b>0</b>	<b>0</b>	<b>436</b>	<b>31.6</b>	<b>38</b>

ALL PURPOSE	G	Rush	Rec	PR	KOR	IR	Tot	Avg/G
Tre Mason	.2	16	0	0	348	0	364	182.0
Michael Dyer	.2	207	0	0	0	0	207	103.5
Onterio McCalebb	.2	112	67	0	26	0	205	102.5
Emory Blake	.2	0	203	0	0	0	203	101.5
Travante Stallworth	.2	0	89	0	0	0	89	44.5
Trovon Reed	.2	0	33	22	0	0	55	27.5
Quan Bray	.2	0	0	0	55	0	55	27.5
Demetruce McNeal	.2	0	0	0	0	43	43	21.5
Philip Lutzenkirchen	.2	0	40	0	0	0	40	20.0
Brandon Fulse	.2	0	0	0	7	0	7	3.5
Barrett Trotter	.2	-6	0	0	0	0	-6	-3.0
TEAM	.1	-16	0	0	0	0	-16	-16.0
<b>Total</b>	<b>.2</b>	<b>313</b>	<b>432</b>	<b>22</b>	<b>436</b>	<b>43</b>	<b>1246</b>	<b>623.0</b>
<b>Opponents</b>	<b>.2</b>	<b>560</b>	<b>419</b>	<b>32</b>	<b>111</b>	<b>27</b>	<b>1149</b>	<b>574.5</b>



# 2011 Season Stats

## Defensive Statistics

DEFENSIVE LEADERS	GP	-----Tackles-----			TFL/Yds	-Sacks-		-----Pass Def-----			----Fumbles----		BKd Kick	Saf
		Solo	Ast	Total		No-Yards	Int-Yds	BrUp	QBH	Rcv-Yds	FF			
15 Neiko Thorpe	2	11	9	20	0.5-1	.	.	.	.	.	.	.	.	
25 Daren Bates	2	8	11	19	1.5-4	.	.	.	.	.	.	.	.	
5 Jake Holland	2	8	8	16	2.5-7	.	.	.	2	.	.	.	.	
12 Demetruce McNeal	2	6	10	16	1.0-4	.	1-43	1	.	.	.	.	.	
35 Jonathan Evans	2	7	8	15	.	.	.	.	.	.	.	.	.	
11 Chris Davis	2	8	5	13	.	.	1	.	.	.	.	.	.	
22 T'Sharvan Bell	2	10	2	12	.	.	.	.	.	.	.	.	.	
94 Nosa Eguae	2	6	6	12	2.0-3	.	.	.	4	.	.	.	.	
92 Kenneth Carter	2	6	3	9	.	.	.	.	.	.	.	.	.	
55 Corey Lemonier	2	4	4	8	2.0-6	1.0-4	.	.	3	.	1	.	.	
95 Dee Ford	2	5	1	6	2.0-4	1.0-3	.	.	4	.	.	.	.	
19 Ryan White	2	5	1	6	.	.	.	1	.	.	.	.	.	
54 Jeffrey Whitaker	2	2	3	5	0.5-1	.	.	.	1	.	.	.	.	
13 Craig Sanders	2	3	2	5	2.0-9	.	.	.	.	.	.	.	.	
96 Devaunte Sigler	2	2	2	4	.	.	.	.	.	.	.	.	.	
21 Eltoro Freeman	1	1	3	4	0.5-3	.	.	.	.	.	.	.	.	
6 Jonathon Mincy	2	3	.	3	.	.	.	.	.	.	.	.	.	
98 Angelo Blackson	2	1	2	3	0.5-0	.	.	.	.	.	.	.	.	
58 Harris Gaston	2	1	2	3	.	.	.	.	.	.	.	.	.	
14 Erique Florence	2	2	1	3	.	.	.	.	.	.	1	.	.	
52 Justin Delaine	1	.	2	2	0.5-1	.	.	.	.	.	.	.	.	
38 Jawara White	2	.	2	2	.	.	.	.	.	.	.	.	.	
61 Josh Harris	2	1	1	2	.	.	.	.	.	.	.	.	.	
74 Jamar Travis	2	1	1	2	1.0-1	.	.	.	1	.	.	.	.	
32 Jermaine Whitehead	2	.	1	1	.	.	.	.	.	.	.	.	.	
26 Justin Garrett	2	1	.	1	.	.	.	.	.	.	.	.	.	
16 Ikeem Means	2	.	1	1	.	.	.	.	.	.	.	.	.	
27 Robensen Therezie	2	.	1	1	.	.	.	.	.	.	.	.	.	
10 LaDarius Owens	1	.	1	1	.	.	.	.	.	.	.	.	.	
24 Ryan Smith	2	1	.	1	.	.	.	.	.	.	.	.	.	
<b>Total</b>	<b>2</b>	<b>103</b>	<b>93</b>	<b>196</b>	<b>16-44</b>	<b>2-7</b>	<b>1-43</b>	<b>3</b>	<b>15</b>	<b>.</b>	<b>2</b>	<b>.</b>	<b>.</b>	
<b>Opponents</b>	<b>2</b>	<b>81</b>	<b>36</b>	<b>117</b>	<b>14.0-47</b>	<b>3-25</b>	<b>1-27</b>	<b>3</b>	<b>7</b>	<b>.</b>	<b>1</b>	<b>.</b>	<b>.</b>	

## Special Teams Tackles

SPECIAL TEAMS	-----Tackles-----		
	Solo	Ast	Total
22 T'Sharvan Bell	2	0	2
61 Josh Harris	1	1	2
35 Jonathon Evans	1	0	1
16 Ikeem Means	0	1	1
13 Craig Sanders	1	0	1
27 Robensen Therezie	0	1	1
15 Neiko Thorpe	0	1	1
74 Jamar Travis	0	1	1
38 Jawara White	0	1	1

# 2011 Miscellaneous Stats

Plays	Yards	TOP	Qtr	Scoring Play
<b>UTAH STATE</b>				
3	61	1:31	1	E. Blake 56-yard pass from B. Trotter
-	-	---	2	T. Mason 97-yard kickoff return
11	65	3:46	3	M. Dyer 11-yard run
7	72	2:55	3	T. Stallworth 39-yard pass from B. Trotter
8	56	1:37	4	P. Lutzenkirchen 15-yard pass from B. Trotter
8	55	2:45	4	M. Dyer 1-yard run
<b>MISSISSIPPI STATE</b>				
4	36	0:58	1	M. dyer 35-yard run
-	-	---	1	D. McNeal 43-yard interception return
5	54	1:59	2	E. Blake 46-yard pass from B. Trotter
6	59	1:50	2	M. Dyer 2-yard run
5	54	0:35	2	C. Parkey 43-yard field goal
6	30	2:47	3	C. Parkey 37-yard field goal
10	92	4:22	4	P. Lutzenkirchen 10-yard pass from B. Trotter

Average Scoring Drive: Plays: 5.6 Yards: 48.8 Time: 1:56

## Miscellaneous Statistics

### Average Time of Possession (by Quarter)

	1	2	3	4	Total
AUBURN	5:36	5:03	8:06	4:20	23:06
Opponents	9:23	9:57	6:54	10:39	36:54

### Third Down Conversions (by Quarter)

	1	2	3	4/OT	Total
AUBURN	3-8	1-2	1-6	2-5	7-21
<b>Pct.</b>	<b>37.5</b>	<b>50.0</b>	<b>16.7</b>	<b>40.0</b>	<b>33.3</b>
Opponents	4-8	6-11	2-6	9-12	21-37
<b>Pct.</b>	<b>50.0</b>	<b>54.5</b>	<b>33.3</b>	<b>75.0</b>	<b>56.8</b>

### Third Down Conversions (by Yardage)

Yards to go	1-3	4-6	7-10	11+	Total
AUBURN	4 of 7	1 of 5	0 of 4	2 of 4	7 of 21
<b>Pct.</b>	<b>57.1</b>	<b>20.0</b>	<b>0.0</b>	<b>50.0</b>	<b>33.3</b>
Opponents	8 of 9	7 of 12	4 of 12	3 of 6	21 of 37
<b>Pct.</b>	<b>88.9</b>	<b>58.3</b>	<b>25.0</b>	<b>50.0</b>	<b>56.8</b>

### Turnovers

Takeaways — 1, Giveaways — 1  
 Difference — Even  
 Points Off TOs — AU 7, Opp. 7  
 Points Off TOs/Game — AU 3.5, Opp. 3.5

### Kickoffs

Kickoffs — 14  
 Parkey — 14 KO, 8 TB, 0 OB  
 Touchbacks — 8  
 Out of Bounds — 0  
 Opp. Returns — 6 for 111 yards (18.5)  
 On-side kicks — 1-for-1

### Red Zone

AU Scores/Times in Red Zone: 6/6 (1.000)  
 AU TDs/Times in Red Zone: 5/6 (.833)  
 Scores (6): 5 TD, 1 FG  
 Non-Scores (0): 0 Half, 0 FGA, 0 INT, 0 Downs, 0 Half  
 Opp. Scores/Times in Red Zone: 9/10 (.900)  
 Opp. TDs/Times in Red Zone: 6/10 (.600)  
 Scores (9): 6 TD, 3 FG  
 Non-Scores (1): 0 INT, 0 FGA, 0 Fumble, 0 Downs, 1 Half

# 2011 Game-By-Game Team Stats

Game	Score	First Downs		Rushing No-Yds-TD	Passing			Total Off. Pl-Yds	Punts No-Avg	Fum. F/L	Penalties No-Yds	3rd Dns	Time of Poss
		Tot	Ru-Pa-Pe		C-A-I	Yds	TD						
Utah State	38	27	14-12-1	53-227-5	22-31-0	221	0	84-448	3-50.0	0/0	6-38	10-17	37:41
at Auburn	42	17	6-11-0	30-78-2	18-24-0	286	3	54-364	4-43.5	1/0	7-60	3-9	22:19
Mississippi State	34	31	19-11-1	63-333-2	21-34-1	198	1	97-531	6-240	2/0	10-75	11-20	36:07
at Auburn	41	21	12-6-3	36-235-2	16-23-1	146	2	59-381	6-274	1/0	7-85	4-12	23:53
at Clemson Auburn													
Florida Atlantic at Auburn													
at South Carolina Auburn													
at Arkansas Auburn													
Florida at Auburn													
at LSU Auburn													
Ole Miss at Auburn													
at Georgia Auburn													
Samford at Auburn													
Alabama at Auburn													

## 2011 Starting Lineups Offense

	WR	WR	LT	LG	C	RG	RT	WR	HB	QB	RB
UTAH STATE	Carr	Stallworth	Mosley	Cooper	Dismukes	Sullen	Slade	Morgan (RB)	Lutzenkirchen	Trotter	McCalebb
MISSISSIPPI STATE	Carr	Stallworth	Mosley	Cooper	Dismukes	Slade	Greene	Blake	Lutzenkirchen	Trotter	McCalebb
at Clemson											
FLORIDA ATLANTIC											
at South Carolina											
at Arkansas											
FLORIDA											
at LSU											
OLE MISS											
at Georgia											
SAMFORD											
ALABAMA											

## Defense

	LE	DT	DT	RE	LB	LB	LB	CB	S	S	CB
UTAH STATE	Lemonier	Whitaker	Carter	Eguae	Evans	Holland	Bates	Davis	Thorpe	McNeal	Bell
MISSISSIPPI STATE	Lemonier	Whitaker	Carter	Eguae	Davis	Holland	Bates	White	Thorpe	McNeal	Bell
at Clemson											
FLORIDA ATLANTIC											
at South Carolina											
at Arkansas											
FLORIDA											
at LSU											
OLE MISS											
at Georgia											
SAMFORD											
ALABAMA											

# 2011 Game-By-Game Individual Stats

## Rushing

<u>No.-Yds, TD</u>	<u>#5 Dyer</u>	<u>#21 Mason</u>	<u>#23 McCalebb</u>	<u>#14 Trotter</u>
UTAH STATE	14-57, 2	1-2, 0	9-44, 0	5--9, 0
MISSISSIPPI STATE	18-150, 2	3-14, 0	11-68, 0	4-11, 0
at Clemson				
FLORIDA ATLANTIC				
at South Carolina				
at Arkansas				
FLORIDA				
at LSU				
OLE MISS				
at Georgia				
SAMFORD				
ALABAMA				

## Receiving

<u>No.-Yds, TD</u>	<u>#80 Blake</u>	<u>#43 Lutzenkirchen</u>	<u>#23 McCalebb</u>	<u>#1 Reed</u>	<u>#85 Stallworth</u>
UTAH STATE	3-95, 1	2-22, 1	5-43, 0	4-33, 0	4-93, 1
MISSISSIPPI STATE	7-108, 1	3-18, 1	4-24, 0	1-0, 0	1, -4, 0
at Clemson					
FLORIDA ATLANTIC					
at South Carolina					
at Arkansas					
FLORIDA					
at LSU					
OLE MISS					
at Georgia					
SAMFORD					
ALABAMA					

## Passing

<u>C-A-Yds-Int, TD</u>	<u>#14 Trotter</u>	<u>#15 Moseley</u>
UTAH STATE STATE	17-23-261-0, 3	1-1-25-0, 0
MISSISSIPPI STATE	16-23-146-1, 2	--
at Clemson		
FLORIDA ATLANTIC		
at South Carolina		
at Arkansas		
FLORIDA		
at LSU		
OLE MISS		
at Georgia		
SAMFORD		
ALABAMA		

## Field Goals

<u>Made. (Missed)</u>	<u>#36 Parkey</u>
UTAH STATE	--
MISSISSIPPI STATE	43, 37
at Clemson	
FLORIDA ATLANTIC	
at South Carolina	
at Arkansas	
FLORIDA	
at LSU	
OLE MISS	
at Georgia	
SAMFORD	
ALABAMA	

## Punting

<u>No.-Avg. In 20</u>	<u>#30 Clark</u>
UTAH STATE	5-42.6, 1
MISSISSIPPI STATE	6-45.7, 4
at Clemson	
FLORIDA ATLANTIC	
at South Carolina	
at Arkansas	
FLORIDA	
at LSU	
OLE MISS	
at Georgia	
SAMFORD	
ALABAMA	

# 2011 Game-By-Game Individual Stats

## Defensive Linemen

<u>Solo+Ast=Total</u>	<u>#92 Carter</u>	<u>#94 Equae</u>	<u>#95 Ford</u>	<u>#55 Lemonier</u>	<u>#10 Owens</u>	<u>#13 Sanders</u>	<u>#74 Travis</u>	<u>#54 Whitaker</u>
UTAH STATE	3+2=5	0+3=3	3+0=3	1+2=3	---	1+1=2	1+0=1	0+2=2
MISSISSIPPI STATE at Clemson	3+1=4	6+3=9	2+1=3	3+2=5	0+1=1	2+1=3	0+1=1	2+1=3
FLORIDA ATLANTIC at South Carolina								
at Arkansas								
FLORIDA at LSU								
OLE MISS at Georgia								
SAMFORD								
ALABAMA								

## Linebackers

<u>Solo+Ast=Total</u>	<u>#25 Bates</u>	<u>#35 Evans</u>	<u>#21 Freeman</u>	<u>#26 Garrett</u>	<u>#58 Gaston</u>	<u>#5 Holland</u>	<u>#38 White</u>
UTAH STATE	4+3=7	7+7=14	---	1+0=1	1+2=3	4+7=11	0+1=1
MISSISSIPPI STATE at Clemson	4+8=12	0+1=1	1+3=4	---	---	4+1=5	0+1=1
FLORIDA ATLANTIC at South Carolina							
at Arkansas							
FLORIDA at LSU							
OLE MISS at Georgia							
SAMFORD							
ALABAMA							

## Defensive Backs

<u>Solo+Ast=Total</u>	<u>#22 Bell</u>	<u>#11 Davis</u>	<u>#14 Florence</u>	<u>#12 McNeal</u>	<u>#6 Mincy</u>	<u>#24 Smith</u>	<u>#15 Thorpe</u>	<u>#19 White</u>
UTAH STATE	4+0=4	3+3=6	0+1=1	1+7=8	---	---	7+2=9	1+1=2
MISSISSIPPI STATE at Clemson	6+2=8	5+2=7	2+0=2	5+3=8	3+0=3	1+0=1	4+7=11	4+0=4
FLORIDA ATLANTIC at South Carolina								
at Arkansas								
FLORIDA at LSU								
OLE MISS at Georgia								
SAMFORD								
ALABAMA								

## Others

<u>Solo+Ast=Total</u>	<u>#98 Blackson</u>	<u>#52 Delaine</u>	<u>#61 Harris</u>	<u>#16 Means</u>	<u>#96 Sigler</u>	<u>#27 Therizie</u>	<u>#3 Whitehead</u>
UTAH STATE	1+2=3	0+2=2	1+0=1	---	0+1=1	---	---
MISSISSIPPI STATE at Clemson	---	---	0+1=1	0+1=1	2+1=3	0+1=1	0+1=1
FLORIDA ATLANTIC at South Carolina							
at Arkansas							
FLORIDA at LSU							
OLE MISS at Georgia							
SAMFORD							
ALABAMA							

# 2011 Player Participation

Player	Pos.	2011 Games Played	2011 Starts	Career Games Played	Career Starts	Consec. Career Starts
Daren Bates	LB	2	2	27	24	2
T'Sharvan Bell	DB	2	2	26	5	4
DeAngelo Benton	WR	2	-	23	-	-
Angelo Blackson	DL	2	-	2	-	-
Emory Blake	WR	2	1	27	8	1
Chandler Brooks	K	2	-	2	-	-
Blake Burgess	OL	2	-	16	-	-
Quan Bray	WR	2	-	2	-	-
Quindarius Carr	WR	2	2	41	5	2
Kenneth Carter	DL	2	2	10	2	2
Steven Clark	P	2	-	7	-	-
Drew Cole	DB	-	-	25	-	-
Jared Cooper	OL	2	2	35	2	2
Chris Davis	DB	2	2	16	2	2
Justin Delaine	DE	1	-	1	-	-
Jaylon Denson	WR	2	-	2	-	-
Reese Dismukes	OL	2	2	2	2	2
Michael Dyer	RB	1	-	15	8	-
Nosa Eguae	DE	2	2	16	13	13
Jonathan Evans	LB	2	1	28	3	-
Tunde Fariyike	OL	2	-	2	-	-
Trent Fisher	DB	2	-	2	-	-
Erique Florence	DB	2	-	2	-	-
Dee Ford	DE	2	-	28	1	-
Kiehl Frazier	QB	1	-	1	-	-
Eltoro Freeman	LB	1	-	22	12	-
Brandon Fulse	TE	2	-	2	-	-
Justin Garrett	LB	2	-	2	-	-
Harris Gaston	LB	2	-	15	-	-
A.J. Greene	OL	2	1	8	4	1
Josh Harris	DS	2	-	29	-	-
Jake Holland	LB	2	2	11	2	2
Davis Hooper	RB	-	-	6	-	-
Chris Humphries	DL	2	-	22	-	-
Corey Lemonier	DE	2	2	16	3	2
Philip Lutzenkirchen	TE	2	2	28	7	3
Eric Mack	OL	1	-	1	-	-
Tre Mason	RB	2	-	2	-	-
Onterio McCalebb	RB	2	2	27	8	3
Demetruce McNeal	DB	2	2	15	2	2
Ikeem Means	DB	2	-	28	-	-
Jonathan Mincy	DB	2	-	2	-	-
Anthony Morgan	RB	2	1	22	1	-
Clint Moseley	QB	2	-	3	-	-
Brandon Mosley	OL	2	2	16	13	13
Jabrian Niles	DL	1	-	1	-	-
LaDarius Owens	DE	1	-	1	-	-
Cody Parkey	K	2	-	9	-	-
Ladarious Phillips	RB	1	-	1	-	-
Trovon Reed	WR	2	-	3	-	-
Ashton Richardson	LB	-	-	18	-	-
Craig Sanders	DE	2	-	15	-	-
Devaunte Sigler	DL	2	-	2	-	-
Chad Slade	OL	2	2	2	2	2
Ryan Smith	DB	2	-	16	-	-
Travante Stallworth	WR	2	2	15	2	2
John Sullen	OL	2	1	28	2	-
Robenson Therezie	DB	2	-	2	-	-
Neiko Thorpe	S	2	2	40	29	11
Jamar Travis	DL	2	-	26	-	-
Barrett Trotter	QB	2	2	7	2	2

Player	Pos.	2011 Games Played	2011 Starts	Career Games Played	Career Starts	Consec. Career Starts
C.J. Uzomah	WR	2	-	2	-	-
Jeffrey Whitaker	DL	2	2	16	2	2
Jawara White	LB	2	-	2	-	-
Ryan White	DB	2	1	9	1	1
Jermaine Whitehead	DB	2	-	2	-	-
Jay Wisner	WR	1	-	18	2	-
Gabe Wright	DL	1	-	1	-	-

### Top Ten Career Games Played (Active)

1. Quindarius Carr	41
2. Neiko Thorpe	40
3. Jared Cooper	35
4. Josh Harris	29
5. Jonathan Evans	28
Dee Ford	28
Philip Lutzenkirchen	28
Ikeem Means	28
John Sullen	28
10. Daren Bates	27
Emory Blake	27
Onterio McCalebb	27

### Top Ten Career Games Started (Active)

1. Neiko Thorpe	29
2. Daren Bates	24
3. Nosa Eguae	13
Brandon Mosley	13
5. Eltoro Freeman	12
6. Michael Dyer	8
Emory Blake	8
Onterio McCalebb	8
9. Philip Lutzenkirchen	7
10. T'Sharvan Bell	5
Quindarius Carr	5

### Top Five Consecutive Starts (Active)

1. Nosa Eguae	13
Brandon Mosley	13
3. Neiko Thorpe	11
4. T'Sharvan Bell	4
5. Philip Lutzenkirchen	3
Onterio McCalebb	3

# 2011 Superlatives

## Auburn Team Superlatives

Points Scored	.42	vs. Utah State (9/3)
Low	.41	vs. Mississippi State (9/10)
First Downs	.21	vs. Mississippi State (9/10)
Low	.17	vs. Utah State (9/3)
Rushing Plays	.36	vs. Mississippi State (9/10)
Low	.30	vs. Utah State (9/3)
Net Rushing Yards	.235	vs. Mississippi State (9/10)
Low	.78	vs. Utah State (9/3)
Passes Attempted	.24	vs. Utah State (9/3)
Low	.23	vs. Mississippi State (9/10)
Passes Completed	.18	vs. Utah State (9/3)
Low	.16	vs. Mississippi State (9/10)
Had Intercepted	.1	vs. Mississippi State (9/10)
Low	.0	vs. Utah State (9/3)
Net Passing Yards	.286	vs. Utah State (9/3)
Low	.146	vs. Mississippi State (9/10)
Total Offensive Plays	.59	vs. Mississippi State (9/10)
Low	.54	vs. Utah State (9/3)
Total Net Offense	.381	vs. Mississippi State (9/10)
Low	.364	vs. Utah State (9/3)
Fumbles	.1	twice, last vs. MSU (9/10)
Low	.1	twice, last vs. MSU (9/10)
Fumbles Lost	.0	twice, last vs. MSU (9/10)
Low	.0	twice, last vs. MSU (9/10)
Penalties	.7	twice, last vs. MSU (9/10)
Low	.7	twice, last vs. MSU (9/10)
Penalty Yards	.85	vs. Mississippi State (9/10)
Low	.60	vs. Utah State (9/3)

## Auburn Individual Superlatives

Rushes	.18	Michael Dyer vs Mississippi State (9/10)
Yards Rushing	.150	Michael Dyer vs Mississippi State (9/10)
TD Rushes	.2	twice, last by Dyer vs. MSU (9/10)
Long Rush	.52	Michael Dyer vs Mississippi State (9/10)
Pass attempts	.23	twice, last by Trotter vs. MSU (9/10)
Pass completions	.17	Barrett Trotter vs Utah State (9/3)
Yards Passing	.261	Barrett Trotter vs Utah State (9/3)
TD Passes	.3	Barrett Trotter vs Utah State (9/3)
Long Pass	.56	Barrett Trotter vs Utah State (9/3)
Receptions	.7	Emory Blake vs Mississippi State (9/10)
Yards Receiving	.108	Emory Blake vs Mississippi State (9/10)
TD Receptions	.1	Five times by three players last by Lutzenkirchen vs. MSU (9/10)
Long Reception	.56	Emory Blake vs Utah State (9/3)
Field Goals	.2	Cody Parkey vs Mississippi State (9/10)
Long Field Goal	.43 yards	Cody Parkey vs Mississippi State (9/10)
Punts	.6	Steven Clark vs Mississippi State (9/10)
Punting Avg	.45.7	Steven Clark vs Mississippi State (9/10)
Long Punt	.58	Steven Clark vs Mississippi State (9/10)
Punts inside 20	.4	Steven Clark vs Mississippi State (9/10)
Long Punt Return	.9	twice, last by Reed vs MSU (9/10)
Long Kickoff Return	.97	Tre Mason vs Utah State (9/3)
Tackles	.14	Jonathan Evans vs Utah State (9/3)
Sacks	.10	twice, last by Lemonier vs. MSU (9/10)
Tackles For Loss	.20	twice, last by Lemonier vs. MSU (9/10)
Interceptions	.1	Demetruce McNeal vs. MSU (9/10)
Interception Yards	.43 yards	Demetruce McNeal vs. MSU (9/10)

## Auburn Individual Long Plays

Rushing	.52	by Michael Dyer vs. MSU (9/10)
Passing	.56	by Barrett Trotter vs. Utah State (9/3)
Receiving	.56	by Emory Blake vs. Utah State (9/3)
Field Goal	.43	by Cody Parkey vs. MSU (9/10)
Punt	.58	by Stephen Clark vs. MSU (9/10)
Punt Return	.9	by Trovon Reed vs. MSU (9/10)
Kickoff Return	.97	by Tre Mason vs. Utah State (9/3)
Interception Return	.43	by Demetruce McNeal vs. MSU (9/10)

## Opponent Team Superlatives

Points Scored	.38	by Utah State (9/3)
Low	.34	by Mississippi State (9/10)
First Downs	.31	by Mississippi State (9/10)
Low	.27	by Utah State (9/3)
Rushing Plays	.63	by Mississippi State (9/10)
Low	.53	by Utah State (9/3)
Net Rushing Yards	.333	by Mississippi State (9/10)
Low	.227	by Utah State (9/3)
Passes Attempted	.34	by Mississippi State (9/10)
Low	.31	by Utah State (9/3)
Passes Completed	.22	by Utah State (9/3)
Low	.21	by Mississippi State (9/10)
Had Intercepted	.1	by Mississippi State (9/10)
Low	.0	by Utah State (9/3)
Net Passing Yards	.221	by Utah State (9/3)
Low	.198	by Mississippi State (9/10)
Total Offensive Plays	.97	by Mississippi State (9/10)
Low	.84	by Utah State (9/3)
Total Net Offense	.531	by Mississippi State (9/10)
Low	.448	by Utah State (9/3)
Fumbles	.2	by Mississippi State (9/10)
Low	.0	by Utah State (9/3)
Fumbles Lost	.0	twice, last by MSU (9/10)
Low	.0	twice, last by MSU (9/10)
Penalties	.10	by Mississippi State (9/10)
Low	.6	by Utah State (9/3)
Penalty Yards	.75	by Mississippi State (9/10)
Low	.38	by Utah State (9/3)

## Opponent Individual Superlatives

Rushes	.27	Chris Relf, vs Mississippi State (9/10)
Yards Rushing	.135	Vick Ballard, vs Mississippi State (9/10)
TD Rushes	.2	Turbin, Robert, vs UTAH STATE (9/3)
Long Rush	.43	Williams, K., vs UTAH STATE (9/3)
Pass attempts	.33	Chris Relf, vs Mississippi State (9/10)
Pass completions	.21	Keeton, Chuckie, vs UTAH STATE (9/3)
Yards Passing	.213	Keeton, Chuckie, vs UTAH STATE (9/3)
TD Passes	.1	Chris Relf, vs Mississippi State (9/10)
Long Pass	.33	Keeton, Chuckie, vs UTAH STATE (9/3)
Receptions	.6	Austin, Matt, vs UTAH STATE (9/3)
Yards Receiving	.67	Austin, Matt, vs UTAH STATE (9/3)
TD Receptions	.1	Brandon Heavens, vs MSU (9/10)
Long Reception	.33	Austin, Matt, vs UTAH STATE (9/3)
Field Goals	.2	Smith, Michael, vs UTAH STATE (9/3)
Long Field Goal	.34	Thompson, Josh, vs UTAH STATE (9/3)
Punts	.6	B. Swedenburg, vs Mississippi State (9/10)
Punting Avg	.50.0	Bennett, Tyler, vs UTAH STATE (9/3)
Long Punt	.60	Bennett, Tyler, vs UTAH STATE (9/3)
Punts inside 20	.2	B. Swedenburg, vs Mississippi State (9/10)
Long Punt Return	.22	Johnthan Banks, vs Mississippi State (9/10)
Long Kickoff Return	.24	Williams, K., vs UTAH STATE (9/3)
Tackles	.14	C. Lawrence, vs Mississippi State (9/10)
Sacks	.10	McClenton, W., vs UTAH STATE (9/3)
		Wagner, Bobby, vs UTAH STATE (9/3)
		C. Lawrence, vs Mississippi State (9/10)
Tackles For Loss	.35	C. Lawrence, vs Mississippi State (9/10)
Interceptions	.1	Johnthan Banks, vs Mississippi State (9/10)

## Opponent Individual Long Plays

Rushing	.43	by Kerwynn Williams of Utah State (9/3)
Passing	.33	by Chuckie Keeton of Utah State (9/3)
Receiving	.33	by Matt Austin of Utah State (9/3)
	.33	by Michael Smith of Utah State (9/3)
Field Goal	.34	by Josh Thompson of Utah State (9/3)
Punt	.60	by Tyler Bennett of Utah State (9/3)
Punt Return	.22	by Jonathan Banks of MSU (9/10)
Kickoff Return	.24	by Kerwynn Williams of Utah State (9/3)
Interception Return	.27	By Jonathan Banks of MSU (9/10)

# 2011 Plays of 20+ Yards

Yards	Type	Player(s)	Opponent	Qtr.
56 (TD)	pass	Emory Blake from Barrett Trotter	Utah State	1st
52	rush	Michael Dyer	Mississippi State	3rd
46 (TD)	pass	Emory Blake from Barrett Trotter	Mississippi State	2nd
39 (TD)	pass	Travante Stallworth from Barrett Trotter	Utah State	3rd
35 (TD)	rush	Michael Dyer	Mississippi State	1st
26	pass	Travante Stallworth from Barrett Trotter	Utah State	4th
25	pass	Onterio McCalebb from Clint Moseley	Utah State	3rd
23	pass	Emory Blake from Barrett Trotter	Mississippi State	2nd
22	pass	Emory Blake from Barrett Trotter	Mississippi State	2nd
21	pass	Emory Blake from Barrett Trotter	Utah State	4th

## Play Breakdown

### BY PLAY

Pass.....	8
Run .....	2

### BY GAME

Utah State .....	5
Mississippi State .....	5
at Clemson .....	-
Florida Atlantic .....	-
at South Carolina .....	-
at Arkansas .....	-
Florida .....	-
at LSU .....	-
Ole Miss .....	-
at Georgia .....	-
Samford .....	-
Alabama .....	-

### BY QUARTER

1st .....	2
2nd .....	3
3rd .....	3
4th .....	2

### RUSHING

Michael Dyer .....	2
--------------------	---

### PASSING

Barrett Trotter .....	7
Clint Moseley .....	1

### RECEIVING

Emory Blake .....	5
Travante Stallworth .....	2
Onterio McCalebb .....	1



# 2011 Auburn Football Game Recaps

<b>GAME</b> <b>1</b>	<b>UTAH STATE</b>	<b>38</b>
	<b>#23 AUBURN</b>	<b>42</b>
September 3, 2011 • ESPN2		
Jordan-Hare Stadium (85,245) • Auburn, Ala.		

Auburn used a pair of minute-and-a-half scoring drives late in the fourth quarter to overcome a 10-point deficit and defeat Utah State, 42-38, in the season-opening game of the 2011 football season at Jordan-Hare Stadium. Barrett Trotter was 17-for-23 for 261 yards and three touchdowns through the air in his first career start while Michael Dyer led Auburn with 57 rushing yards.

Trotter was one of 11 Tigers making their first collegiate start. Auburn also had 21 players make their first career appearance as a Tiger in the game. Of the 21, eight were redshirt freshmen and 13 were true freshmen.

Trailing 38-28 with 3:38 remaining in the game after a Robert Turbin rushing touchdown for Utah State, Auburn covered 65 yards in just six plays to draw within three, 38-35. Trotter was 3-for-4 for 62 yards on the drive, capped off by a Philip Lutzenkirchen 15 yards touchdown catch.

Auburn successfully converted an onside kick following the Lutzenkirchen score, with Emory Blake recovering the kick. That set up Auburn on its own 44 with 2:07 left in the game. Trotter was again 3-for-4 on the drive, covering 29 yards, while Onterio McCalebb rushed it three times for 26 yards, setting up Dyer for a one yard touchdown run up the middle for the game-winning score.

Auburn had to rally from a 14 point deficit midway through the second quarter, trailing 21-7 after the first of two Turbin (22 rushes, 70 yards) touchdown runs.

True freshman Tre Mason sparked the comeback with his 97 yard kickoff return following the Turbin touchdown, drawing Auburn to within a touchdown, 21-14, a score that would hold into halftime. Mason's 97-yard return ranks as the eighth-longest in school history. He would go on to finish with 176 kickoff return yards, tying for the third-most in a game in school history.

Dyer tied the game at 21-21 on Auburn's first possession of the second half, running it in from the 11 yard line to complete an 11 play, 65-yard drive.

Auburn had five touchdown drives and only one lasted more than three minutes, it being the drive out of the half which lasted just 3:46. Three of the other four

were just over a minute-and-a-half while the other lasted 2:55.

Chuckie Keeton was 21-for-30 for 213 yards for Utah State while Turbin and Kerwynn Williams (10 rushes, 69 yards) combined to rush for 139 of Utah State's 227 rushing yards.

Bobby Wagner led the Aggies with 10 tackles, followed by Kyle Gallagher with seven.

Blake led the Auburn receiving corps with three catches for 95 yards and a touchdown. Stallworth, who was one of the 11 Tigers making their first career start, was right behind him with four catches for 93 yards.

Defensively, linebacker Jonathan Evans led the Tigers with 14 total tackles, including 10 in the first half. Right behind him was fellow linebacker Jake Holland with a career-high 11, including two for loss. Senior Neiko Thorpe rounded out the top three with nine tackles.

SCORING SUMMARY		
Utah State	.....14	7 3 14 — 38
Auburn	.....7	7 14 14 — 42
USU - Williams 43 yd run (Thompson kick), 10:30, 1st AU - Blake 56 yd pass from Trotter (Parkey kick), 8:59, 1st USU - Keeton 3 yd run (Thompson kick), 1:32, 1st USU - Turbin 1 yd run (Thompson kick), 7:58, 2nd AU - Mason 97 yd kickoff return (Parkey kick), 7:46, 2nd AU - Dyer 11 yd run (Parkey kick), 11:14, 3rd USU - Thompson 34 yd field goal, 4:52, 3rd AU - Stallworth 39 yd pass from Trotter (Parkey kick), 1:57, 3rd USU - Keeton 7 yd run (Thompson kick), 11:20, 4th USU - Turbin 1 yd run (Thompson kick), 3:38, 4th AU - Lutzenkirchen 15 yd pass from Trotter (Parkey kick), 2:07, 4th AU - Dyer 1 yd run (Parkey kick), 0:30, 4th		
TEAM STATISTICS		
	<b>USU</b>	<b>AU</b>
First Downs	27	17
Rushes-Yards	53-227	30-78
Passing Yards	221	286
Comp-Att-Int	22-31-0	18-24-0
Total Plays-Yards	84-448	54-364
Punts-Avg.	3-50.0	4-43.5
Fumbles/Lost	0/0	1/0
Penalties-Yards	6-38	7-60
3rd Down Conv.	10-of-17	3-of-9
Time of Possession	37:41	22:19
INDIVIDUAL STATISTICS		
<b>RUSHING: (USU)</b> - Turbin 22-70 (2 TD); Williams 10-69 (TD); Keeton 8-33 (2 TD); Jacobs 3-23; Morrison 3-22; Smith 6-12; Team 1-minus 2. <b>(AU)</b> - Dyer 14-57 (2 TD); McCalebb 9-44; Mason 1-2; Trotter 5-minus 9; TEAM 1-minus 16.		
<b>PASSING: (USU)</b> - Keeton 21-30-0-213; Morrison 1-1-0-8. <b>(AU)</b> - Trotter 17-23-0-261 (3 TD); Moseley 1-1-0-25.		
<b>RECEIVING: (USU)</b> - Austin 6-67; Lloyd 3-25; Smith 2-44; Morrison 2-19; Reynolds 2-6; Jacobs 2-minus 1; Martin 1-25; Moats 1-11; Turbin 1-9; Tialavea 1-8; Van Leeuwen 1-8. <b>(AU)</b> - McCalebb 5-43; Stallworth 4-93 (TD); Reed 4-33; Blake 3-95 (TD); Lutzenkirchen 2-22 (TD).		

<b>GAME</b> <b>2</b>	<b>#16 MISSISSIPPI STATE</b>	<b>34</b>
	<b>AUBURN</b>	<b>41</b>
September 10, 2011 • SEC Network		
Jordan-Hare Stadium (87,451) • Auburn, Ala.		

Ryan Smith made a game-saving tackle on Mississippi State quarterback Chris Relf at the goal line as time expired to preserve Auburn's 41-34 victory over No. 16 Mississippi State on Sept. 10 at Jordan-Hare Stadium. The two teams combined for 28 first quarter points and 55 first half points before both defenses tightened up and Auburn won its 17th consecutive game, currently the longest in FBS.

Barrett Trotter, who finished the game 16-for-23 for 146 yards with two touchdowns and an interception, hit tight end Philip Lutzenkirchen for a 10-yard touchdown pass just under a minute into the fourth quarter to give Auburn a 14-point cushion, 41-27. Auburn, which trailed just once in the game, won its seventh straight game against a team ranked in the AP poll.

Trotter's favorite target on the afternoon was Emory Blake, who caught seven passes for 108 yards with a touchdown. Blake's touchdown catch, a 46-yard catch-and-run, tied the game at 21-21 in the second quarter as Auburn scored 17 points in the second quarter to take a 31-24 lead into the half.

Michael Dyer rushed for 150 yards on 18 carries, averaging 8.3 yards per carry, scoring twice. His first touchdown came on Auburn's first possession of the game when he went 35 yards for the score to put Auburn up, 7-0. His second touchdown gave Auburn the lead for good at 28-21 with 4:51 left in the first half as he went in from two yards out to cap a six-play, 59-yard drive.

Auburn took a 14-0 lead less than four minutes into the game as Demetruce McNeal returned a Relf interception 43 yards for the score.

Mississippi State wasted little time answering as LaDarius Perkins (11 rushes, 78 yards), scored on a 40-yard run less than a minute after McNeal's score and then Relf found Brandon Heavens for a 15-yard touchdown pass four minutes later to tie it at 14-14.

Relf finished the game 20-for-33 for 195 yards with a touchdown and an interception and also rushed 27 times for 106 yards.

Vick Ballard was the top rusher for Mississippi State, tallying 135 yards on 21 carries. Relf was right behind him with 106 yards on 27 carries, giving the Bulldogs a pair of 100-yard rushers.

Cody Parkey hit a pair of field goals for Auburn, connecting from 43 yards out right before the half to put Auburn up, 31-24, and then again right after the half to put Auburn ahead, 34-24.

The field goals were the first of Parkey's collegiate career. The first, the 43-yarder, came after Auburn took over possession with 40 seconds left in the half. The Tigers ran five plays, moving 54 yards before Parkey scored with five seconds left on the clock.

Defensively for the Tigers, Daren Bates led the team with 12 tackles, followed by Neiko Thorpe with 11. Nosa Eguae tallied nine while T'Sharvan Bell and McNeal notched eight apiece. Corey Lemonier had a team-high two tackles for loss, including Auburn's lone sack of the day.

SCORING SUMMARY		
Mississippi State	.....14	10 3 7 — 34
Auburn	.....14	17 3 7 — 41
AU - Dyer 35 yd run (Parkey kick), 12:37, 1st AU - McNeal 43 yd interception return (Parkey kick), 11:39, 1st MSU - Perkins 40 yd run (DePasquale kick), 10:38, 1st MSU - Heavens 15 yd pass from Relf (DePasquale kick), 6:32, 1st MSU - Banks 27 yd interception return (DePasquale kick), 10:36, 2nd AU - Blake 46 yd pass from Trotter (Parkey kick), 8:37, 2nd AU - Dyer 2 yd run (Parkey kick), 4:51, 2nd MSU - DePasquale 27 yd field goal, 0:40, 2nd AU - Parkey 43 yd field goal, 0:05, 2nd AU - Parkey 37 yd field goal, 12:13, 3rd MSU - DePasquale 32 yd field goal, 9:12, 3rd AU - Lutzenkirchen 10 yd pass from Trotter (Parkey kick), 14:03, 4th MSU - Ballard 3 yd run (DePasquale kick), 4:51, 4th		
TEAM STATISTICS		
	<b>MSU</b>	<b>AU</b>
First Downs	31	21
Rushes-Yards	63-333	36-235
Passing Yards	198	146
Comp-Att-Int	21-34-1	16-23-1
Total Plays-Yards	97-531	59-381
Punts-Avg.	6-40.0	6-45.7
Fumbles/Lost	2/0	1/0
Penalties-Yards	10-75	7-85
3rd Down Conv.	11-of-20	4-of-12
Time of Possession	36:07	23:53
INDIVIDUAL STATISTICS		
<b>RUSHING: (MSU)</b> - Ballard 21-135 (TD); Relf 27-106; Perkins 11-78 (TD); Bumphis 2-14; Marcus 1-1; TEAM 1-minus 1. <b>(AU)</b> - Dyer 18-150 (2 TD); McCalebb 11-68; Mason 3-14; Trotter 4-3.		
<b>PASSING: (MSU)</b> - Relf 20-33-1-195 (TD); Bumphis 1-1-0-3. <b>(AU)</b> - Barrett Trotter 16-23-1-146 (2 TD).		
<b>RECEIVING: (MSU)</b> - Ballard 5-64; Heavens 3-46 (TD); Carr 3-21; Bumphis 2-31; Sanders 2-19; Clark 1-6; Lewis 1-3; Hill 1-3; Relf 1-3; Perkins 1-2; Claussell 1-0. <b>(AU)</b> - Blake 7-108 (TD); McCalebb 4-24; Lutzenkirchen 3-18 (TD); Reed 1-0; Stallworth 1-minus 4.		

# The Players



**DAREN** #25  
**BATES** LB

5-11 • 205 • Jr. • 2L  
Memphis, Tenn. (Olive Branch)  
Psychology



**T'SHARVAN** #DB  
**BELL** 22

6-0 • 182 • Jr. • 2L  
Kissimmee, Fla. (Osceola)  
Management

**CAREER** — Moved to linebacker as a sophomore after playing safety as a freshman in 2009.

**2011** — Phil Steele Preseason All-SEC Fourth Team ... Second on the team with 19 tackles ... Totaled seven tackles in the opener against Utah State ... Also recorded one tackle for loss ... Career-high 12 tackles in win over Mississippi State ... Total was also a team high.

### BATES' CAREER DEFENSIVE STATS

YEAR	G/GS	TT	UT	AT	TFL-YDS	QBS-YDS	FF/FR	PD	I/YDS
2009	13/13	70	46	24	2.5-19	0.5-12	0/1	4	1/0
2010	12/9	48	31	17	1.0-1	0.0-0	2/0	0	1/0
2011	2/2	19	8	11	1.5-4	0.0-0	0/0	0	0/0
<b>Totals</b>	<b>27/24</b>	<b>137</b>	<b>85</b>	<b>52</b>	<b>5.0-24</b>	<b>0.5-12</b>	<b>2/1</b>	<b>4</b>	<b>2/0</b>

### BATES' CAREER GAME HIGH STATS

	No.	Opponent	Date
Tackles	12	Mississippi State	9/10/11
Tackles for Loss	1.5	Ball State	9/26/09
Sacks	0.5	Ball State	9/26/09

### BATES' GAME-BY-GAME DEFENSIVE STATS

DATE	OPPONENT	TT	UT	AT	PD	INT-YDS
9/5/09	* LOUISIANA TECH	3	1	2	1	1-0
9/12/09	* MISSISSIPPI STATE	3	0	3	0	0-0
9/19/09	* WEST VIRGINIA	4	4	0	0	0-0
9/26/09	* BALL STATE	7	5	2	1	0-0
10/3/09	* at Tennessee	7	6	1	0	0-0
10/10/09	* at Arkansas	6	5	1	0	0-0
10/17/09	* KENTUCKY	8	6	2	0	0-0
10/24/09	* at LSU	4	0	4	0	0-0
10/31/09	* OLE MISS	9	5	4	1	0-0
11/7/09	* FURMAN	2	2	0	0	0-0
11/14/09	* at Georgia	3	1	2	0	0-0
11/27/09	* ALABAMA	7	5	2	0	0-0
1/1/10	* Northwestern (Outback)	7	6	1	1	0-0

DATE	OPPONENT	TT	UT	AT	PD	INT-YDS
9/4/10	* ARKANSAS STATE	10	7	3	0	0-0
9/9/10	* at Mississippi State	3	3	0	0	0-0
9/18/10	* CLEMSON	5	3	2	0	0-0
9/25/10	* SOUTH CAROLINA	5	3	2	0	0-0
10/2/10	* LOUISIANA-MONROE	1	0	1	0	0-0
10/9/10	* at Kentucky	8	6	2	0	0-0
10/16/10	* ARKANSAS	3	2	1	0	0-0
10/23/10	* LSU	5	2	3	0	0-0
10/30/10	at Ole Miss					DID NOT PLAY
11/6/10	CHATTANOOGA					DID NOT PLAY
11/13/10	* GEORGIA	1	1	0	0	0-0
11/26/10	at Alabama	0	0	0	0	0-0
12/4/10	South Carolina (SECCG)	6	3	3	0	1-0
1/10/11	Oregon (BCSNCG)	1	1	0	0	0-0

DATE	OPPONENT	TT	UT	AT	PD	INT-YDS
9/3/11	* UTAH STATE	7	4	3	0	0-0
9/10/11	* MISSISSIPPI STATE	12	4	8	0	0-0

**2011** — Second on the team with 10 solo tackles ... Recorded four tackles against Utah State ... All four stops were solos ... Totaled eight tackles against Mississippi State ... Six of the tackles were solo stops.

### BELL'S CAREER DEFENSIVE STATS

YEAR	G/GS	TT	UT	AT	TFL-YDS	QBS-YDS	FF/FR	PD	I/YDS
2009	13/0	9	7	2	0.5-2	0.0-0	0/0	3	3-3
2010	11/3	38	29	9	3.5-7	1.0-4	0/1	4	1-10
2011	2/2	12	6	2	0.0-0	0.0-0	0/0	0	0-0
<b>Totals</b>	<b>26/5</b>	<b>59</b>	<b>46</b>	<b>13</b>	<b>4.0-9</b>	<b>1.0-4</b>	<b>0/1</b>	<b>7</b>	<b>4-13</b>

### BELL'S CAREER GAME HIGH STATS

	No.	Opponent	Date
Tackles	9	South Carolina (SECCG)	12/4/10
Interceptions	1	2x (last vs. South Carolina [SECCG])	12/4/10


### BELL'S GAME-BY-GAME DEFENSIVE STATS

DATE	OPPONENT	TT	UT	AT	PD	INT-YDS
9/5/09	LOUISIANA TECH	1	1	0	0	0-0
9/12/09	MISSISSIPPI STATE	1	1	0	1	1-0
9/19/09	WEST VIRGINIA	1	1	0	0	0-0
9/26/09	BALL STATE	1	1	0	0	0-0
10/3/09	at Tennessee	0	0	0	0	0-0
10/10/09	at Arkansas	2	1	1	0	0-0
10/17/09	KENTUCKY	0	0	0	0	0-0
10/24/09	at LSU	0	0	0	0	0-0
10/31/09	OLE MISS	0	0	0	0	0-0
11/7/09	FURMAN	0	0	0	0	0-0
11/14/09	at Georgia	2	2	0	0	0-0
11/27/09	ALABAMA	1	0	1	0	0-0
1/1/10	Northwestern (Outback)	0	0	0	2	2-0

DATE	OPPONENT	TT	UT	AT	PD	INT-YDS
9/4/10	ARKANSAS STATE	2	0	2	1	0-0
9/9/10	at Mississippi State	0	0	0	0	0-0
9/18/10	CLEMSON	3	2	1	0	0-0
9/25/10	SOUTH CAROLINA	2	0	2	0	0-0
10/2/10	* LOUISIANA-MONROE	5	4	1	1	0-0
10/9/10	* at Kentucky	6	6	0	0	0-0
10/16/10	ARKANSAS	0	0	0	0	0-0
10/23/10	LSU					DID NOT PLAY
10/30/10	at Ole Miss					DID NOT PLAY
11/6/10	CHATTANOOGA					DID NOT PLAY
11/13/10	GEORGIA	3	3	0	0	0-0
11/26/10	at Alabama	3	3	0	2	0-0
12/4/10	* South Carolina (SECCG)	9	6	3	0	1-10
1/10/11	* Oregon (BCSNCG)	5	5	0	0	0-0

DATE	OPPONENT	TT	UT	AT	PD	INT-YDS
9/3/11	* UTAH STATE	4	4	0	0	0-0
9/10/11	* MISSISSIPPI STATE	8	6	2	0	0-0

# The Players



**DEANGELO  
BENTON**

**#3  
WR**

6-2 • 203 • Jr. • 2L  
Bastrop, La. (Bastrop)  
Public Administration

**2011** — Saw playing time in the first two games, but has yet to record a catch.

## BENTON'S CAREER RECEIVING STATS

YEAR	G/GS	NO	YDS	AVG	TD	LP/OPPONENT
2009	12/0	6	88	14.7	0	26/Furman
2010	9/0	1	15	15.0	0	15/ULM
2011	2/0	0	0	0.0	0	--
<b>Totals</b>	<b>23/0</b>	<b>7</b>	<b>103</b>	<b>14.7</b>	<b>0</b>	<b>26/Furman</b>

## BENTON'S GAME-BY-GAME RECEIVING STATS

DATE	OPPONENT	REC	YDS	AVG	TD	TD REC
9/5/09	LOUISIANA TECH	0	0	0.0	0	--
9/12/09	MISSISSIPPI STATE	0	0	0.0	0	--
9/19/09	WEST VIRGINIA	0	0	0.0	0	--
9/26/09	BALL STATE	0	0	0.0	0	--
10/3/09	at Tennessee			DID NOT PLAY		
10/10/09	at Arkansas	0	0	0.0	0	--
10/17/09	KENTUCKY	0	0	0.0	0	--
10/24/09	at LSU	0	0	0.0	0	--
10/31/09	OLE MISS	0	0	0.0	0	--
11/7/09	FURMAN	6	88	14.7	0	--
11/14/09	at Georgia	0	0	0.0	0	--
11/27/09	ALABAMA	0	0	0.0	0	--
1/1/10	Northwestern (Outback)	0	0	0.0	0	--
9/4/10	ARKANSAS STATE	0	0	0.0	0	--
9/9/10	at Mississippi State			DID NOT PLAY		
9/18/10	CLEMSON	0	0	0.0	0	--
9/25/10	SOUTH CAROLINA	0	0	0.0	0	--
10/2/10	LOUISIANA-MONROE	1	15	15.0	0	--
10/9/10	at Kentucky	0	0	0.0	0	--
10/16/10	ARKANSAS			DID NOT PLAY		
10/23/10	LSU			DID NOT PLAY		
10/30/10	at Ole Miss			DID NOT PLAY		
11/6/10	CHATTANOOGA			DID NOT PLAY		
11/13/10	GEORGIA	0	0	0.0	0	--
11/26/10	at Alabama	0	0	0.0	0	--
12/4/10	South Carolina (SECCG)	0	0	0.0	0	--
1/10/11	Oregon (BCSNCG)	0	0	0.0	0	--
9/3/11	UTAH STATE	0	0	0.0	0	--
9/10/11	MISSISSIPPI STATE	0	0	0.0	0	--



**ANGELO  
BLACKSON**

**#98  
DL**

6-4 • 325 • Fr. • HS  
Bear, Delaware (Red Lion Christian)  
Undecided

**2011** — Posted three tackles in the opener with Utah State ... Also tallied half a tackle for loss ... Saw playing time, but did not record a tackle against Mississippi State.

## BLACKSON'S CAREER DEFENSIVE STATS


YEAR	G/GS	TT	UT	AT	TFL-YDS	QBS-YDS	FF/FR	PD	I/YDS
2011	2/0	3	1	2	0.5-0	0.0-0	0/0	0	0-0
<b>Totals</b>	<b>2/0</b>	<b>3</b>	<b>1</b>	<b>2</b>	<b>0.5-0</b>	<b>0.0-0</b>	<b>0/0</b>	<b>0</b>	<b>0-0</b>

## BLACKSON'S CAREER GAME HIGH STATS

	No.	Opponent	Date
Tackles	3	Utah State	9/3/11
TFL	0.5	Utah State	9/3/11

## BLACKSON'S GAME-BY-GAME DEFENSIVE STATS

DATE	OPPONENT	TT	UT	AT	PD	INT-YDS
9/3/11	UTAH STATE	1	2	3	0	0-0
9/10/11	MISSISSIPPI STATE	0	0	0	0	0-0



**EMORY  
BLAKE**

**#80  
WR**

6-2 • 197 • Jr. • 2L  
Austin, Texas (Stephen F. Austin)  
Liberal Arts

**CAREER** — Set AU record for longest play from scrimmage along with QB Cam Newton on a 94-yard catch and run for a TD vs. ULM (10/2/10) ... Two 100-yard receiving games in his career.

**2011** — *SEC Coaches Pre-Season Second Team* ... Biletnikoff Award Watch List ... With his TD against Mississippi State, Blake has a TD reception in five straight games dating back to 2010, the first Auburn player to accomplish the feat since Byron Franklin scored in six straight games in 1980 Led Auburn with 95 receiving yards on three receptions with one touchdown in the opener against Utah State ... Had a long reception of 56 yards ... Set career highs with seven receptions and 108 receiving yards against Mississippi State ... Scored on a 46-yard pass from Barrett Trotter ... Ranks second in the SEC and 26th nationally in receiving yards per game (101.5).

## BLAKE'S CAREER RECEIVING STATS

YEAR	G/GS	NO	YDS	AVG	TD	LP/OPPONENT
2009	11/1	9	66	7.3	0	16/LSU
2010	14/6	33	554	16.8	8	94/ULM
2011	2/1	10	203	20.3	2	56/USU
<b>Totals</b>	<b>26/8</b>	<b>52</b>	<b>823</b>	<b>15.8</b>	<b>10</b>	<b>94/ULM</b>

## BLAKE'S CAREER GAME HIGH STATS

	No.	Opponent	Date
Receptions	7	Mississippi State	9/10/11
Receiving Yards	108	Mississippi State	9/10/11
TDs	1	10x (last vs. Mississippi State)	9/10/11


## BLAKE'S GAME-BY-GAME RECEIVING STATS

DATE	OPPONENT	REC	YDS	AVG	TD	TD REC
9/5/09	LOUISIANA TECH	0	0	0.0	0	--
9/12/09	MISSISSIPPI STATE			DID NOT PLAY		
9/19/09	WEST VIRGINIA			DID NOT PLAY		
9/26/09	BALL STATE	0	0	0.0	0	--
10/3/09	at Tennessee	0	0	0.0	0	--
10/10/09	at Arkansas	0	0	0.0	0	--
10/17/09	KENTUCKY	0	0	0.0	0	--
10/24/09	at LSU	1	16	16.0	0	--
10/31/09	OLE MISS	0	0	0.0	0	--
11/7/09	FURMAN	5	32	7.8	0	--
11/14/09	at Georgia	1	8	8.0	0	--
11/27/09	ALABAMA	1	7	7.0	0	--
1/1/10	Northwestern (Outback)	1	3	3.0	0	--
9/4/10	ARKANSAS STATE	0	0	0.0	0	--

# The Players

9/9/10	* at Mississippi State	2	39	19.5	1	39
9/18/10	* CLEMSON	0	0	0.0	0	--
9/25/10	SOUTH CAROLINA	3	33	11.0	1	12
10/2/10	LOUISIANA-MONROE	2	101	50.5	1	94
10/9/10	at Kentucky	0	0	0.0	0	--
10/16/10	* ARKANSAS	2	28	19.0	1	15
10/23/10	LSU	0	0	0.0	0	--
10/30/10	* at Ole Miss	6	88	14.7	0	--
11/6/10	* CHATTANOOGA	3	45	15.0	1	20
11/13/10	GEORGIA	3	64	21.3	0	--
11/26/10	at Alabama	3	39	13.0	1	36
12/4/10	South Carolina (SECCG)	5	63	12.6	1	7
1/10/11	Oregon (BCSNCG)	4	54	13.5	1	30

DATE	OPPONENT	REC	YDS	AVG	TD	TD REC
9/3/11	UTAH STATE	3	95	31.7	1	56
9/10/11	* MISSISSIPPI STATE	7	108	15.4	1	46



## JOEL BONOMOLO #91 DE

6-2 • 240 • Jr. • RS  
Metairie, La. (Fullerton CC/Archbishop Rummel HS)  
Philosophy

2011 — Has not played.



## QUAN BRAY #4 WR

5-10 • 185 • Fr. • HS  
LaGrange, Ga. (Troup County)  
Undecided

2011 — One of 21 players to make their debut for Auburn against Utah State ... Returned a pair of kicks for 55 yards in his first collegiate game ... Long return of 33 yards ... Saw time on the kick-off return team against Mississippi State.

### BRAY'S CAREER RECEIVING STATS

YEAR	G/GS	NO	YDS	AVG	TD	LP/OPPONENT
2011	2/0	0	0	0.0	0	--

### BRAY'S CAREER KICK RETURN STATS

YEAR	G/GS	NO	YDS	AVG	TD	LP/OPPONENT
2011	2/0	2	55	27.5	0	33/Utah State

### BRAY'S GAME-BY-GAME RECEIVING STATS


DATE	OPPONENT	REC	YDS	AVG	TD	TD REC
9/3/11	UTAH STATE	0	0	0.0	0	--
9/10/11	MISSISSIPPI STATE	0	0	0.0	0	--



## BLAKE BURGESS #63 OL

6-2 • 281 • So. • 1L  
Vestavia, Ala. (Vestavia Hills)  
Theatre

2011 — Saw time both at guard and on special teams in the opener against Utah State ... Saw time on special teams against Mississippi State.



## QUINDARIUS CARR #9 WR

6-1 • 185 • Sr. • 3L  
Huntsville, Ala. (Huntsville)  
Graduate

2011 — Made the start in the opener against Utah State, the fourth of his career ... Did not record a reception ... Made his second-straight start of the season against Mississippi State.

### CARR'S CAREER RECEIVING STATS

YEAR	G/GS	NO	YDS	AVG	TD	LP/OPPONENT
2008	12/0	6	63	10.5	0	28/Mississippi State
2009	13/2	2	78	39.0	1	46/Northwestern
2010	14/1	3	103	34.3	2	48/Arkansas State
2011	2/2	0	0	0.0	0	--
Totals	41/5	11	244	22.2	3	48/Arkansas State

### CARR'S CAREER PUNT RETURN STATS

YEAR	G/GS	NO	YDS	AVG	TD	LP/OPPONENT
2010	14/0	19	108	5.7	0	18/Arkansas State

### CARR'S GAME-BY-GAME RECEIVING STATS

DATE	OPPONENT	REC	YDS	AVG	TD	TD REC
8/30/08	LOUISIANA-MONROE	1	6	6.0	0	--
9/6/08	SOUTHERN MISS	1	8	8.0	0	--
9/13/08	at Mississippi State	1	28	28.0	0	--
9/20/08	LSU	0	0	0.0	0	--
9/27/08	TENNESSEE	0	0	0.0	0	--
10/4/08	at Vanderbilt	0	0	0.0	0	--
10/11/08	ARKANSAS	0	0	0.0	0	--
10/23/08	at West Virginia	1	7	7.0	0	--
11/1/08	at Ole Miss	1	8	8.0	0	--
11/8/08	TENNESSEE-MARTIN	1	6	6.0	0	--
11/15/08	GEORGIA	0	0	0.0	0	--
11/29/08	at Alabama	0	0	0.0	0	--

DATE	OPPONENT	REC	YDS	AVG	TD	TD REC
9/5/09	LOUISIANA TECH	0	0	0.0	0	--
9/12/09	MISSISSIPPI STATE	0	0	0.0	0	--
9/19/09	WEST VIRGINIA	0	0	0.0	0	--
9/26/09	BALL STATE	0	0	0.0	0	--
10/3/09	at Tennessee	0	0	0.0	0	--
10/10/09	at Arkansas	1	32	32.0	0	--
10/17/09	KENTUCKY	0	0	0.0	0	--
10/24/09	at LSU	0	0	0.0	0	--
10/31/09	OLE MISS	0	0	0.0	0	--
11/7/09	FURMAN	0	0	0.0	0	--
11/14/09	at Georgia	0	0	0.0	0	--
11/27/09	* ALABAMA	0	0	0.0	0	--
1/1/10	* Northwestern (Outback)	1	46	46.0	1	46

# The Players

DATE	OPPONENT	REC	YDS	AVG	TD	TD REC
9/4/10	ARKANSAS STATE	2	87	43.5	1	48
9/9/10	at Mississippi State	0	0	0.0	0	--
9/18/10	CLEMSON	0	0	0.0	0	--
9/25/10	SOUTH CAROLINA	0	0	0.0	0	--
10/2/10	LOUISIANA-MONROE	1	16	16.0	1	16
10/9/10	at Kentucky	0	0	0.0	0	--
10/16/10	ARKANSAS	0	0	0.0	0	--
10/23/10	LSU	0	0	0.0	0	--
10/30/10	at Ole Miss	0	0	0.0	0	--
11/6/10	CHATTANOOGA	0	0	0.0	0	--
11/13/10	GEORGIA	0	0	0.0	0	--
11/26/10	* at Alabama	0	0	0.0	0	--
12/4/10	South Carolina (SECCG)	0	0	0.0	0	--
1/10/11	Oregon (BCSNCG)	0	0	0.0	0	--

DATE	OPPONENT	REC	YDS	AVG	TD	TD REC
9/3/11	* UTAH STATE	0	0	0.0	0	--
9/10/11	* MISSISSIPPI STATE	0	0	0.0	0	--

## CARR'S GAME-BY-GAME PUNT RETURN STATS

DATE	OPPONENT	NO	YDS	AVG	TD	TD RET
9/4/10	ARKANSAS STATE	5	47	9.4	0	--
9/9/10	at Mississippi State	2	11	5.5	0	--
9/18/10	CLEMSON	2	6	3.0	0	--
9/25/10	SOUTH CAROLINA	1	10	10.0	0	--
10/2/10	LOUISIANA-MONROE	3	26	8.7	0	--
10/9/10	at Kentucky	0	0	0.0	0	--
10/16/10	ARKANSAS	1	-5	-5.0	0	--
10/23/10	LSU	0	0	0.0	0	--
10/30/10	at Ole Miss	1	-2	-2.0	0	--
11/6/10	CHATTANOOGA	3	23	7.7	0	--
11/13/10	GEORGIA	0	0	0.0	0	--
11/26/10	* at Alabama	1	-8	-8.0	0	--
12/4/10	South Carolina (SECCG)	0	0	0.0	0	--
1/10/11	Oregon (BCSNCG)	0	0	0.0	0	--



**KENNETH CARTER** #92 DT

6-4 • 290 • So. • 1L  
Greenville, Ala. (Greenville)  
Undecided

**2011** — Leads Auburn interior defensive linemen in tackles ... Made his first career start in the opener with Utah State ... Tallied five stops, include three solo tackles ... Got the start against Mississippi State and made four tackles.

## CARTER'S CAREER DEFENSIVE STATS

YEAR	G/GS	TT	UT	AT	TFL-YDS	QBS-YDS	FF/FR	PD	I/YDS
2010	8/0	6	5	1	1.0-5	0.0-0	0/1	0	0/0
2011	2/2	9	6	3	0.0-0	0.0-0	0/0	0	0/0
<b>Totals</b>	<b>10/2</b>	<b>15</b>	<b>11</b>	<b>4</b>	<b>1.0-5</b>	<b>0.0-0</b>	<b>0/1</b>	<b>0</b>	<b>0/0</b>

## CARTER'S CAREER GAME HIGH STATS


	No.	Opponent	Date
Tackles	5	Utah State	9/3/11
TFL	1.0	Kentucky	10/2/10

## CARTER'S GAME-BY-GAME DEFENSIVE STATS

DATE	OPPONENT	TT	UT	AT	TFL-YDS	QBS-YDS
9/4/10	ARKANSAS STATE	3	2	1	0.0-0	0.0-0
9/9/10	at Mississippi State	0	0	0	0.0-0	0.0-0
9/18/10	CLEMSON				DID NOT PLAY	
9/25/10	SOUTH CAROLINA				DID NOT PLAY	
10/2/10	LOUISIANA-MONROE	2	2	0	1.0-5	0.0-0

10/9/10	at Kentucky					DID NOT PLAY
10/16/10	ARKANSAS					DID NOT PLAY
10/23/10	LSU					DID NOT PLAY
10/30/10	at Ole Miss	0	0	0	0.0-0	0.0-0
11/6/10	CHATTANOOGA	1	1	0	0.0-0	0.0-0
11/13/10	GEORGIA					DID NOT PLAY
11/26/10	at Alabama	0	0	0	0.0-0	0.0-0
12/4/10	South Carolina (SECCG)	0	0	0	0.0-0	0.0-0
1/10/11	Oregon (BCSNCG)	0	0	0	0.0-0	0.0-0

DATE	OPPONENT	TT	UT	AT	TFL-YDS	QBS-YDS
9/3/11	* UTAH STATE	5	3	2	0.0-0	0.0-0
9/10/11	* MISSISSIPPI STATE	4	3	1	0.0-0	0.0-0



**ED CHRISTIAN** #68 OL

6-5 • 321 • Fr. • RS  
Valdosta, Ga. (Lowndes)  
Journalism

**2011** — Has not played.



**STEVEN CLARK** #30 P

6-5 • 226 • So. • 1L  
Kansas City, Mo. (Park Hill)  
Health Promotion

**2011** — Punted four times for an average of 43.5 yards against Utah State, including a 48 yarder ... Pinned one inside the 20-yard line ... Punted six times for 274 yards against Mississippi State for a 45.7 yard average.... Pinned four inside the 20 ... First Auburn punter since Kody Bliss vs. LSU in 2004 to have four punts inside the 20 yard line in SEC play ... Two punts of 50-plus yards vs. MSU, including career-long 58-yarder.

## CLARK'S CAREER PUNTING STATS

YEAR	G	NO	YDS	AVG	IN20	LP/OPPONENT
2010	5	9	314	34.9	2	42/LSU
2011	2	11	487	44.3	5	58/MSU
<b>Totals</b>	<b>7</b>	<b>20</b>	<b>801</b>	<b>40.1</b>	<b>8</b>	<b>58/MSU</b>

## CLARK'S GAME-BY-GAME PUNTING STATS

DATE	OPPONENT	NO	YDS	AVG	IN20	Long
9/4/10	ARKANSAS STATE					DID NOT PLAY
9/9/10	at Mississippi State					DID NOT PLAY
9/18/10	CLEMSON					DID NOT PLAY
9/25/10	SOUTH CAROLINA					DID NOT PLAY
10/2/10	LOUISIANA-MONROE					DID NOT PLAY
10/9/10	at Kentucky	2	68	34.0	0	36
10/16/10	ARKANSAS	2	79	39.5	0	40
10/23/10	LSU	3	112	37.3	1	42
10/30/10	at Ole Miss	1	36	36.0	1	36
11/6/10	CHATTANOOGA	1	19	19.0	0	19
11/13/10	GEORGIA					DID NOT PLAY
11/26/10	at Alabama					DID NOT PLAY
12/4/10	South Carolina (SECCG)					DID NOT PLAY
1/10/11	Oregon (BCSNCG)					DID NOT PLAY

DATE	OPPONENT	NO	YDS	AVG	IN20	Long
9/3/11	UTAH STATE	4	174	43.5	1	48

# The Players

9/10/11 MISSISSIPPI STATE 6 274 45.7 4 58



**SAMMIE  
COATES** #18  
**WR**

6-2 • 178 • Fr. • HS  
Leroy, Ala. (Leroy)  
Undecided

2011 — Has not played.



**DREW  
COLE** #20  
**DB**

5-11 • 190 • Sr. • 3L  
Picayune, Miss. (HS)  
Finance

2011 — Has not played.

## COLE'S CAREER DEFENSIVE STATS

YEAR	G/GS	TT	UT	AT	TFL-YDS	QBS-YDS	FF/FR	PD	I/YDS
2008	11/0	3	1	2	0.0-0	0.0-0	0/0	0	0-0
2009	4/0	3	2	1	0.0-0	0.0-0	0/0	0	0-0
2010	10/0	6	6	0	0.0-0	0.0-0	0/0	0	0-0
2011	0/0	0	0	0	0.0-0	0.0-0	0/0	0	0-0
<b>Totals</b>	<b>25/0</b>	<b>12</b>	<b>9</b>	<b>3</b>	<b>0.0-0</b>	<b>0.0-0</b>	<b>0/0</b>	<b>0</b>	<b>0-0</b>

## COLE'S GAME-BY-GAME DEFENSIVE STATS

DATE	OPPONENT	TT	UT	AT	TFL-YDS	QBS-YDS
8/30/08	LOUISIANA-MONROE	2	0	2	0.0-0	0.0-0
9/6/08	SOUTHERN MISS	1	1	0	0.0-0	0.0-0
9/13/08	MISSISSIPPI STATE	0	0	0	0.0-0	0.0-0
9/20/08	LSU	0	0	0	0.0-0	0.0-0
9/27/08	TENNESSEE	DID NOT PLAY				
10/4/08	at Vanderbilt	0	0	0	0.0-0	0.0-0
10/11/08	ARKANSAS	0	0	0	0.0-0	0.0-0
10/23/08	at West Virginia	0	0	0	0.0-0	0.0-0
11/1/08	at Ole Miss	0	0	0	0.0-0	0.0-0
11/8/08	TENNESSEE-MARTIN	0	0	0	0.0-0	0.0-0
11/15/08	GEORGIA	0	0	0	0.0-0	0.0-0
11/29/08	at Alabama	0	0	0	0.0-0	0.0-0

DATE	OPPONENT	TT	UT	AT	TFL-YDS	QBS-YDS
9/5/09	LOUISIANA TECH	2	1	1	0.0-0	0.0-0
9/12/09	MISSISSIPPI STATE	0	0	0	0.0-0	0.0-0
9/19/09	WEST VIRGINIA	DID NOT PLAY				
9/26/09	BALL STATE	DID NOT PLAY				
10/3/09	at Tennessee	DID NOT PLAY				
10/10/09	at Arkansas	DID NOT PLAY				
10/17/09	KENTUCKY	DID NOT PLAY				
10/24/09	at LSU	DID NOT PLAY				
10/31/09	OLE MISS	DID NOT PLAY				
11/7/09	FURMAN	DID NOT PLAY				
11/14/09	at Georgia	DID NOT PLAY				
11/27/09	ALABAMA	0	0	0	0.0-0	0.0-0
1/1/10	Northwestern (Outback)	1	1	0	0.0-0	0.0-0

DATE	OPPONENT	TT	UT	AT	TFL-YDS	QBS-YDS
9/4/10	ARKANSAS STATE	0	0	0	0.0-0	0.0-0
9/9/10	at Mississippi State	1	1	0	0.0-0	0.0-0
9/18/10	CLEMSON	1	1	0	0.0-0	0.0-0

9/25/10	SOUTH CAROLINA	DID NOT PLAY				
10/2/10	LOUISIANA-MONROE	1	1	0	0.0-0	0.0-0
10/9/10	at Kentucky	0	0	0	0.0-0	0.0-0
10/16/10	ARKANSAS	0	0	0	0.0-0	0.0-0
10/23/10	LSU	0	0	0	0.0-0	0.0-0
10/30/10	at Ole Miss	0	0	0	0.0-0	0.0-0
11/6/10	CHATTANOOGA	3	3	0	0.0-0	0.0-0
11/13/10	GEORGIA	DID NOT PLAY				
11/26/10	at Alabama	DID NOT PLAY				
12/4/10	South Carolina (SECCG)	0	0	0	0.0-0	0.0-0
1/10/11	Oregon (BCSNCG)	DID NOT PLAY				

DATE	OPPONENT	TT	UT	AT	TFL-YDS	QBS-YDS
9/3/11	UTAH STATE	DID NOT PLAY				
9/10/11	MISSISSIPPI STATE	DID NOT PLAY				




**JARED  
COOPER** #79  
**OL**

6-4 • 296 • Sr. • 2L  
Brewton, Ala. (W.S. Neal)  
History in Education

2011 — Played in 35 games, making two starts.

2011 — Made his first career start against Utah State at left guard ... Made his second consecutive start at left guard against Mississippi State.



**CHRIS  
DAVIS** #11  
**CB**

5-10 • 188 • So. • 1L  
Birmingham, Ala. (Woodlawn)  
Pre-Business

2011 — Made his first career start against Utah State ... Tallied six tackles ... Career-high seven tackles against Mississippi State, including three stops on game-saving final drive ... also had a pass break-up.

## DAVIS' CAREER DEFENSIVE STATS

YEAR	G/GS	TT	UT	AT	TFL-YDS	QBS-YDS	FF/FR	PD	I/YDS
2010	14/0	19	14	5	0.0-0	0.0-0	0/0	3	0/0
2011	2/2	13	8	5	0.0-0	0.0-0	0/0	1	0/0
<b>Totals</b>	<b>16/2</b>	<b>32</b>	<b>22</b>	<b>10</b>	<b>0.0-0</b>	<b>0.0-0</b>	<b>0/0</b>	<b>4</b>	<b>0/0</b>

## DAVIS' CAREER GAME HIGH STATS

	No.	Opponent	Date
Tackles	7	Mississippi State	9/10/11
Deflections	2	Chattanooga	11/6/10

## DAVIS' GAME-BY-GAME DEFENSIVE STATS

DATE	OPPONENT	TT	UT	AT	PD	INT-YDS
9/4/10	ARKANSAS STATE	2	2	0	0	0-0
9/9/10	at Mississippi State	1	1	0	0	0-0
9/18/10	CLEMSON	1	1	0	0	0-0
9/25/10	SOUTH CAROLINA	0	0	0	0	0-0
10/2/10	LOUISIANA-MONROE	3	2	1	0	0-0
10/9/10	at Kentucky	3	0	3	0	0-0
10/16/10	ARKANSAS	0	0	0	0	0-0
10/23/10	LSU	3	3	0	1	0-0
10/30/10	at Ole Miss	2	2	0	0	0-0
11/6/10	CHATTANOOGA	3	2	1	2	0-0
11/13/10	GEORGIA	0	0	0	0	0-0
11/26/10	at Alabama	0	0	0	0	0-0

# The Players

12/4/10	South Carolina (SECCG)	1	1	0	0	0-0
1/10/11	Oregon (BCSNCG)	0	0	0	0	0-0

DATE	OPPONENT	TT	UT	AT	PD	INT-YDS
9/3/11	* UTAH STATE	6	3	3	0	0-0
9/10/11	* MISSISSIPPI STATE	7	5	2	1	0-0



**JUSTIN DELAINE** #52 DE

6-5 • 238 • Fr. • RS  
Linden, Ala. (Linden)  
Liberal Arts

**2011** — Saw the first action of his career against Utah State ... Totaled two tackles ... Added half a tackle for loss ... Saw action against Mississippi State.

### DELAINE'S CAREER DEFENSIVE STATS


YEAR	G/GS	TT	UT	AT	TFL-YDS	QBS-YDS	FF/FR	PD	I/YDS
2011	1/0	2	0	2	0.5-1	0.0-0	0/0	0	0/0

### DELAINE'S CAREER GAME HIGH STATS

	No.	Opponent	Date
Tackles	2	Utah State	9/3/11
TFL	0.5	Utah State	9/3/11

### DELAINE'S GAME-BY-GAME DEFENSIVE STATS


DATE	OPPONENT	TT	UT	AT	TFL-YDS	QBS-YDS
9/3/11	UTAH STATE	2	0	2	0.5-1	0.0-0
9/10/11	MISSISSIPPI STATE	0	0	0	0.0-0	0.0-0



**JAYLON DENSON** #89 WR

6-3 • 197 • Fr. • HS  
Hoover, Ala. (Hoover)  
Undecided


**2011** — Has not played.



**REESE DISMUKES** #50 C

6-3 • 285 • Fr. • HS  
Spanish Fort, Ala. (Spanish Fort)  
Undecided

**2011** — Started at center in his first collegiate game against Utah State ... First true freshman to start at center for Auburn since Ryan Pugh in 2007 ... Made his second consecutive start at center against Mississippi State.



**MICHAEL DYER** #5 RB

5-9 • 210 • So. • 1L  
Little Rock, Ark. (Little Rock Christian)  
Liberal Arts

**CAREER** — Has five 100-yard rushing performances ... 31st in career rushing at Auburn with 1,300 yards ... Named Offensive MVP of BCS National Championship Game after rushing for 143 yards, which is 10th-highest rushing total by a freshman in AU history ... Holds the AU freshman rushing record with 1,093 yards, eclipsing mark of 829 yards by Bo Jackson in 1982 ... Along with QB Cam Newton, became the second duo in AU history to each record 1,000-yard rushing performances in a single season (2010) ... In 1979, James Brooks (1,208) and Joe Cribbs (1,120) first accomplished the feat.

**2011** — SEC Coaches Pre-Season Second Team ... Maxwell Award Watch List ... Doak Walker Award Watch List ... Sports Illustrated Preseason All-SEC Team ... Phil Steele Preseason All-SEC Second Team ... Third in SEC in rushing averaging 103.5 yards per game ... Tied for 15th nationally in scoring avg. 12.0 pts/game ... Carried the ball 14 times for 57 yards against Utah State ... Scored a pair of touchdowns, including the game winner from 1-yard out with 30 seconds remaining ... Also scored on an 11-yard run in the third quarter ... Ran for 157 yards and two scores on 18 carries against Mississippi State ... Averaged 8.3 yards per carry ... His 52-yard rush in the third quarter was a career long ... The game marked his fifth career 100-yd rushing performance ... Scored on rushes of 35 and 2 yards ... Became first player since Cam Newton in 2010 to rush for two scores in consecutive games with two against MSU ... His 150 yards against MSU rank as the second-highest total of his career behind 180-yard performance against Ole Miss in 2010.

### DYER'S CAREER RUSHING STATS

YEAR	G/GS	NO	YDS	AVG	TD	LP/OPPONENT
2010	14/7	182	1093	6.0	5	38/Kentucky
2011	2/0	32	207	6.5	4	52/MSU
<b>Totals</b>	<b>16/7</b>	<b>214</b>	<b>1300</b>	<b>6.1</b>	<b>9</b>	<b>52/MSU</b>

### DYER'S CAREER GAME HIGH STATS


	No.	Opponent	Date
Rush Attempts	23	South Carolina	9/25/10
Rush Yards	180	Ole Miss	10/30/10
Rush TDs	2	2x (last vs. Mississippi State)	9/10/11

### DYER'S GAME-BY-GAME RUSHING STATS

DATE	OPPONENT	ATT	YDS	Avg.	TD	TD Runs
9/4/10	ARKANSAS STATE	14	95	6.8	1	2
9/9/10	at Mississippi State	9	48	5.3	0	--
9/18/10	CLEMSON	16	69	4.3	0	--
9/25/10	* SOUTH CAROLINA	23	100	4.3	0	--
10/2/10	* LOUISIANA-MONROE	7	22	3.1	1	3
10/9/10	at Kentucky	9	56	6.2	0	--
10/16/10	ARKANSAS	6	53	8.8	1	38
10/23/10	* LSU	15	100	6.7	0	--
10/30/10	at Ole Miss	21	180	8.6	1	30
11/6/10	* CHATTANOOGA	4	76	19.0	1	37
11/13/10	* GEORGIA	13	60	4.6	0	--
11/26/10	* at Alabama	9	27	3.0	0	--
12/4/10	* South Carolina (SECCG)	14	64	4.6	0	--
1/10/11	Oregon (BCSNCG)	22	143	6.5	0	--

DATE	OPPONENT	ATT	YDS	Avg.	TD	TD Runs
9/3/11	UTAH STATE	14	57	4.1	2	11, 1
9/10/11	MISSISSIPPI STATE	18	150	8.3	2	35, 2

# The Players



**NOSA  
EGUAE**

**#94  
DL**

6-3 • 258 • So. • 1L  
Mansfield, Texas (Summit)  
Liberal Arts

**2011** — Started the season opener against Utah State and totaled three tackles ... Added 1.5 tackles for loss ... Credited with one QB hurry ... Set a career high with nine tackles against Mississippi State ... Also combined with Daren Bates on a tackle for loss and credited with two QB hurries.

### EGUAE'S CAREER DEFENSIVE STATS

YEAR	G/GS	TT	UT	AT	TFL-YDS	QBS-YDS	FF/FR	PD	I/YDS
2010	14/11	22	14	8	7.5-28	3.5-22	0/0	0	0/0
2011	2/2	12	6	6	2.0-3	0.0-0	0/0	0	0/0
<b>Totals</b>	<b>16/13</b>	<b>34</b>	<b>20</b>	<b>14</b>	<b>9.5-31</b>	<b>3.5-22</b>	<b>0/0</b>	<b>0</b>	<b>0/0</b>

### EGUAE'S CAREER GAME HIGH STATS


	No.	Opponent	Date
Tackles	9	Mississippi State	9/10/11
Tackles for loss	2.5	South Carolina (SECCG)	12/4/10
Sacks	2.0	Georgia	11/13/10

### EGUAE'S GAME-BY-GAME DEFENSIVE STATS

DATE	OPPONENT	TT	UT	AT	TFL-YDS	QBS-YDS
9/4/10	ARKANSAS STATE	2	1	1	0.5-0	0.0-0
9/9/10	at Mississippi State	0	0	0	0.5-0	0.5-0
9/18/10	CLEMSON	1	1	0	0.0-0	0.0-0
9/25/10	* SOUTH CAROLINA	5	3	2	1.5-4	0.5-2
10/2/10	* LOUISIANA-MONROE	1	0	1	0.0-0	0.0-0
10/9/10	* at Kentucky	1	0	1	0.0-0	0.0-0
10/16/10	* ARKANSAS	1	1	0	0.0-0	0.0-0
10/23/10	* LSU	1	0	1	0.0-0	0.0-0
10/30/10	* at Ole Miss	0	0	0	0.0-0	0.0-0
11/6/10	* CHATTANOOGA	0	0	0	0.0-0	0.0-0
11/13/10	* GEORGIA	2	2	0	2.0-14	2.0-14
11/26/10	* at Alabama	0	0	0	0.0-0	0.0-0
12/4/10	* South Carolina (SECCG)	4	2	2	2.5-8	1.0-6
1/10/11	* Oregon (BCSNCG)	4	4	0	1.0-2	0.0-0

DATE	OPPONENT	TT	UT	AT	TFL-YDS	QBS-YDS
9/3/11	* UTAH STATE	3	0	3	1.5-1	0.0-0
9/10/11	* MISSISSIPPI STATE	9	6	3	0.5-2	0.0-0



**JONATHAN  
EVANS**

**#35  
LB**

5-11 • 232 • Jr. • 2L  
Prichard, Ala. (Mattie T. Blount)  
Philosophy

**2011** — Fifth on team with 15 tackles ... Made third career start in the season opener with Utah State ... Led the team with a career-best 14 tackles ... 14 stops were the most by an Auburn defender since Mike McNeil recorded 14 in the BCS National Championship Game against Oregon ... Tallied one tackle against Mississippi State.

### EVANS' CAREER DEFENSIVE STATS

YEAR	G/GS	TT	UT	AT	TFL-YDS	QBS-YDS	FF/FR	PD	I/YDS
2009	13/1	28	21	7	0.5-1	0.0-0	0/0	0	0/0
2010	13/1	27	16	11	1.0-1	0.0-0	0/0	0	0/0
2011	1/1	14	7	7	0.0-0	0.0-0	0/0	0	0/0
<b>Totals</b>	<b>27/3</b>	<b>69</b>	<b>44</b>	<b>25</b>	<b>1.5-2</b>	<b>0.0-0</b>	<b>0/0</b>	<b>0</b>	<b>0/0</b>

### EVANS' CAREER GAME HIGH STATS


	No.	Opponent	Date
Tackles	14	Utah State	9/3/11

### EVANS' GAME-BY-GAME DEFENSIVE STATS

DATE	OPPONENT	TT	UT	AT	TFL-YDS	QBS-YDS
9/5/09	LOUISIANA TECH	1	0	1	0.0-0	0.0-0
9/12/09	MISSISSIPPI STATE	1	0	1	0.0-0	0.0-0
9/19/09	WEST VIRGINIA	0	0	0	0.0-0	0.0-0
9/26/09	BALL STATE	2	2	0	0.0-0	0.0-0
10/3/09	at Tennessee	2	2	0	0.0-0	0.0-0
10/10/09	at Arkansas	2	1	1	0.0-0	0.0-0
10/17/09	KENTUCKY	1	0	1	0.0-0	0.0-0
10/24/09	at LSU	1	0	1	0.0-0	0.0-0
10/31/09	OLE MISS	1	1	0	0.0-0	0.0-0
11/7/09	FURMAN	5	5	0	0.0-0	0.0-0
11/14/09	at Georgia	4	2	2	1.5-1	0.0-0
11/27/09	* ALABAMA	8	8	0	0.0-0	0.0-0
1/1/10	Northwestern (Outback)	0	0	0	0.0-0	0.0-0

DATE	OPPONENT	TT	UT	AT	TFL-YDS	QBS-YDS	
9/4/10	ARKANSAS STATE	4	2	2	0.0-0	0.0-0	
9/9/10	at Mississippi State	1	0	1	0.0-0	0.0-0	
9/18/10	CLEMSON	0	0	0	0.0-0	0.0-0	
9/25/10	SOUTH CAROLINA	DID NOT PLAY					
10/2/10	LOUISIANA-MONROE	4	2	2	0.0-0	0.0-0	
10/9/10	at Kentucky	3	2	1	0.0-0	0.0-0	
10/16/10	ARKANSAS	4	3	1	0.0-0	0.0-0	
10/23/10	LSU	3	2	1	0.5-1	0.0-0	
10/30/10	* at Ole Miss	5	3	2	0.5-0	0.0-0	
11/6/10	CHATTANOOGA	0	0	0	0.0-0	0.0-0	
11/13/10	GEORGIA	2	2	0	0.0-0	0.0-0	
11/26/10	at Alabama	0	0	0	0.0-0	0.0-0	
12/4/10	South Carolina (SECCG)	1	0	1	0.0-0	0.0-0	
1/10/11	Oregon (BCSNCG)	0	0	0	0.0-0	0.0-0	

DATE	OPPONENT	TT	UT	AT	TFL-YDS	QBS-YDS
9/3/11	* UTAH STATE	7	7	14	0.0-0	0.0-0
9/10/11	MISSISSIPPI STATE	1	0	1	0.0-0	0.0-0



**TRENT  
FISHER**

**#31  
DB**

6-1 • 186 • Fr. • RS  
Nashville, Tenn. (Christian Presbyterian)  
Political Science

**2011** — Saw playing time on special teams in first two games.



# The Players



**ERIQUE FLORENCE** #14 DB

6-1 • 179 • Fr. • HS  
Valley, Ala. (Valley)  
Undecided

**2011** — Recorded one tackle against Utah State ... Saw time at safety and on special teams against Mississippi State ... Registered two solo stops and a forced fumble against the Bulldogs.

### FLORENCE'S CAREER DEFENSIVE STATS


YEAR	G/GS	TT	UT	AT	TFL-YDS	QBS-YDS	FF/FR	PD	I/YDS
2011	2/0	3	2	1	0.0-0	0.0-0	1/0	0	0/0

### FLORENCE'S CAREER GAME HIGH STATS

	No.	Opponent	Date
Tackles	2	Mississippi State	9/10/11
Forced Fumbles	1	Mississippi State	9/10/11

### FLORENCE'S GAME-BY-GAME DEFENSIVE STATS

DATE	OPPONENT	TT	UT	AT	TFL-YDS	INT-YDS
9/3/11	UTAH STATE	1	0	1	0.0-0	0.0-0
9/10/11	MISSISSIPPI STATE	2	2	0	0.0-0	0.0-0



**DEE FORD** #95 DE

6-2 • 240 • Jr. • 2L  
Odenville, Ala. (St. Clair County)  
Liberal Arts

**2011** — Leads Auburn with four QB hurries ... Posted three tackles and a sack against Utah State in the season opener ... Also credited with a pair of quarterback hurries ... Had three tackles and one TFL against Mississippi State ... Also credited with two quarterback hurries.

### FORD'S CAREER DEFENSIVE STATS

YEAR	G/GS	TT	UT	AT	TFL-YDS	QBS-YDS	FF/FR	PD	I/YDS
2009	13/0	12	5	7	2.5-17	1.0-10	0/0	1	1/3
2010	13/1	10	7	3	2.0-16	2.0-16	0/0	0	0/0
2011	2/0	6	5	1	2.0-4	1.0-3	0/0	0	0/0
<b>Totals</b>	<b>28/1</b>	<b>28</b>	<b>17</b>	<b>11</b>	<b>6.5-36</b>	<b>4.0-29</b>	<b>0/0</b>	<b>1</b>	<b>1/3</b>

### FORD'S GAME-BY-GAME DEFENSIVE STATS

DATE	OPPONENT	TT	UT	AT	TFL-YDS	QBS-YDS
9/5/09	LOUISIANA TECH	1	0	1	0.0-0	0.0-0
9/12/09	MISSISSIPPI STATE	1	1	0	0.0-0	0.0-0
9/19/09	WEST VIRGINIA	0	0	0	0.0-0	0.0-0
9/26/09	BALL STATE	4	1	3	1.5-11	1.0-10
10/3/09	at Tennessee	0	0	0	0.0-0	0.0-0
10/10/09	at Arkansas	2	0	2	0.0-0	0.0-0
10/17/09	KENTUCKY	0	0	0	0.0-0	0.0-0
10/24/09	at LSU	0	0	0	0.0-0	0.0-0
10/31/09	OLE MISS	0	0	0	0.0-0	0.0-0
11/7/09	FURMAN	4	3	1	1.0-6	0.0-0
11/14/09	at Georgia	0	0	0	0.0-0	0.0-0
11/27/09	ALABAMA	0	0	0	0.0-0	0.0-0
1/1/10	Northwestern (Outback)	0	0	0	0.0-0	0.0-0

9/4/10	ARKANSAS STATE	0	0	0	0.0-0	0.0-0
9/9/10	at Mississippi State	0	0	0	0.0-0	0.0-0
9/18/10	CLEMSON	DID NOT PLAY				
9/25/10	SOUTH CAROLINA	0	0	0	0.0-0	0.0-0
10/2/10	* LOUISIANA-MONROE	4	3	1	0.0-0	0.0-0
10/9/10	at Kentucky	1	0	1	0.0-0	0.0-0
10/16/10	ARKANSAS	0	0	0	0.0-0	0.0-0
10/23/10	LSU	0	0	0	0.0-0	0.0-0
10/30/10	at Ole Miss	1	0	1	0.0-0	0.0-0
11/6/10	CHATTANOOGA	3	3	0	1.0-5	1.0-5
11/13/10	GEORGIA	1	1	0	1.0-11	1.0-11
11/26/10	at Alabama	0	0	0	0.0-0	0.0-0
12/4/10	South Carolina (SECCG)	1	0	1	0.0-0	0.0-0
1/10/11	Oregon (BCSNG)	0	0	0	0.0-0	0.0-0

DATE	OPPONENT	TT	UT	AT	TFL-YDS	QBS-YDS
9/3/11	UTAH STATE	3	3	0	1.0-3	1.0-3
9/10/11	MISSISSIPPI STATE	3	2	1	1.0-1	0.0-0



**KIEHL FRAZIER** #10 QB

6-2 • 220 • Fr. • HS  
Springdale, Ark. (Shiloh Christian)  
Undecided

**2011** — Took one snap against Utah State, a trick play that resulted in a 25-yard completion from Clint Moseley to Onterio McCalebb ... Took one snap against Mississippi State in a specialty formation.



**ELTORO FREEMAN** #21 LB

5-11 • 221 • Sr. • 2L  
Alexander City, Ala. (Miss. Gulf Coast CC)  
Exercise Science

**2011** — Made his season debut against Mississippi State ... Posted four tackles ... Added half a tackle for loss.

### FREEMAN'S CAREER DEFENSIVE STATS

YEAR	G/GS	TT	UT	AT	TFL-YDS	QBS-YDS	FF/FR	PD	I/YDS
2009	10/7	31	15	16	2.0-12	1.0-10	0/0	0	0/0
2010	12/5	37	22	15	4.0-10	1.0-3	0/0	0	0/0
2011	1/0	4	1	3	0.5-3	0.0-0	0/0	0	0/0
<b>Totals</b>	<b>23/12</b>	<b>72</b>	<b>38</b>	<b>34</b>	<b>6.5-25</b>	<b>2.0-13</b>	<b>0/0</b>	<b>0</b>	<b>0/0</b>

### FREEMAN'S CAREER GAME HIGH STATS

	No.	Opponent	Date
Tackles	12	LSU	10/24/09
TFL's	2.0	2x (last vs. Alabama)	11/26/10
Sacks	1.0	2x (last vs. Alabama)	11/26/10

### FREEMAN'S GAME-BY-GAME DEFENSIVE STATS

DATE	OPPONENT	TT	UT	AT	TFL-YDS	QBS-YDS
9/5/09	LOUISIANA TECH	DID NOT PLAY				
9/12/09	MISSISSIPPI STATE	6	2	4	0.0-0	0.0-0
9/19/09	* WEST VIRGINIA	1	1	0	0.0-0	0.0-0
9/26/09	* BALL STATE	0	0	0	0.0-0	0.0-0
10/3/09	* at Tennessee	0	0	0	0.0-0	0.0-0
10/10/09	at Arkansas	DID NOT PLAY				
10/17/09	KENTUCKY	0	0	0	0.0-0	0.0-0

# The Players

10/24/09	* at LSU	12	5	7	2.0-12	1.0-10
10/31/09	* OLE MISS	9	6	3	0.0-0	0.0-0
11/7/09	* FURMAN	0	0	0	0.0-0	0.0-0
11/14/09	* at Georgia	2	0	2	0.0-0	0.0-0
11/27/09	ALABAMA	DID NOT PLAY				
1/1/10	Northwestern (Outback)	1	1	0	0.0-0	0.0-0

DATE	OPPONENT	TT	UT	AT	TFL-YDS	QBS-YDS
9/4/10	* ARKANSAS STATE	6	3	3	1.0-4	0.0-0
9/9/10	* at Mississippi State	9	6	3	1.0-1	0.0-0
9/18/10	CLEMSON	0	0	0	0.0-0	0.0-0
9/25/10	SOUTH CAROLINA	0	0	0	0.0-0	0.0-0
10/2/10	LOUISIANA-MONROE	3	3	0	0.0-0	0.0-0
10/9/10	at Kentucky	DID NOT PLAY				
10/16/10	ARKANSAS	DID NOT PLAY				
10/23/10	LSU	0	0	0	0.0-0	0.0-0
10/30/10	at Ole Miss	0	0	0	0.0-0	0.0-0
11/6/10	* CHATTANOOGA	8	3	5	0.0-0	0.0-0
11/13/10	GEORGIA	0	0	0	0.0-0	0.0-0
11/26/10	* at Alabama	9	6	3	2.0-5	1.0-3
12/4/10	South Carolina (SECCG)	1	0	1	0.0-0	0.0-0
1/10/11	Oregon (BCSNCG)	1	1	0	0.0-0	0.0-0

DATE	OPPONENT	TT	UT	AT	TFL-YDS	QBS-YDS
9/3/11	UTAH STATE	DID NOT PLAY				
9/10/11	MISSISSIPPI STATE	4	3	1	0.5-3	0.0-0



**HARRIS GASTON** #58  
LB

6-2 • 236 • So. • 1L  
Birmingham, Ala. (Bessemer Academy)  
Liberal Arts

2011 — Tallied three tackles in the opener with Utah State ... Saw snaps against MSU.

## GASTON'S CAREER DEFENSIVE STATS


YEAR	G/GS	TT	UT	AT	TFL-YDS	QBS-YDS	FF/FR	PD	I/YDS
2009	4/0	9	3	6	0.0-0	0.0-0	0/0	0	0/0
2010	9/0	3	3	0	0.0-0	0.0-0	0/0	0	0/0
2011	2/0	3	1	2	0.0-0	0.0-0	0/0	0	0/0
<b>Totals</b>	<b>15/0</b>	<b>15</b>	<b>7</b>	<b>8</b>	<b>0.0-0</b>	<b>0.0-0</b>	<b>0/0</b>	<b>0</b>	<b>0/0</b>

## GASTON'S CAREER GAME HIGH STATS

No.	Opponent	Date	
Tackles	6	Ball State	9/26/09

## GASTON'S GAME-BY-GAME DEFENSIVE STATS


DATE	OPPONENT	TT	UT	AT	TFL-YDS	QBS-YDS
9/5/09	LOUISIANA TECH	1	1	0	0.0-0	0.0-0
9/12/09	MISSISSIPPI STATE	1	1	0	0.0-0	0.0-0
9/19/09	WEST VIRGINIA	1	0	1	0.0-0	0.0-0
9/26/09	BALL STATE	6	1	5	0.0-0	0.0-0
10/3/09	at Tennessee	DID NOT PLAY				
10/10/09	at Arkansas	DID NOT PLAY				
10/17/09	KENTUCKY	DID NOT PLAY				
10/24/09	at LSU	DID NOT PLAY				
10/31/09	OLE MISS	DID NOT PLAY				
11/7/09	FURMAN	DID NOT PLAY				
11/14/09	at Georgia	DID NOT PLAY				
11/27/09	ALABAMA	DID NOT PLAY				
1/1/10	Northwestern (Outback)	DID NOT PLAY				



**BRANDON FULSE** #11  
TE

6-4 • 238 • Fr. • HS  
Ft. Meade, Fla. (Ft. Meade)  
Undecided

2011 — Saw playing in time in the first two games of the season.



**JUSTIN GARRETT** #26  
LB

6-1 • 198 • Fr. • HS  
Tucker, Ga. (Tucker)  
Undecided

2011 — Had one tackle in the opener with Utah State ... Saw playing time against Mississippi State.

## GARRETT'S CAREER DEFENSIVE STATS

YEAR	G/GS	TT	UT	AT	TFL-YDS	QBS-YDS	FF/FR	PD	I/YDS
2011	2/0	1	1	0	0.0-0	0.0-0	0/0	0	0/0

## GARRETT'S CAREER GAME HIGH STATS

No.	Opponent	Date	
Tackles	1	Utah State	9/3/11

## GARRETT'S GAME-BY-GAME DEFENSIVE STATS

DATE	OPPONENT	TT	UT	AT	TFL-YDS	QBS-YDS
9/3/11	UTAH STATE	1	1	0	0.0-0	0.0-0
9/10/11	MISSISSIPPI STATE	0	0	0	0.0-0	0.0-0

# The Players



**A.J. GREENE** #77  
**OL**

6-5 • 295 • Sr. • 1L  
Madison, Tenn. (Brentwood Academy)  
Anthropology

**CAREER** — Appeared in eight games with four starts.

**2011** — Saw snaps on the offensive line against Utah State ... Got the start at right tackle against Mississippi State ... Start vs. MSU was his first start since Clemson in September 2010.




**JOSH HARRIS** #61  
**DS**

6-1 • 224 • Sr. • 2L  
Carrollton, Ga. (Carrollton)  
Public Administration

**CAREER** — AU's deep snapper the last two seasons ... Awarded scholarship by coaches in August 2010.

**2011** — Tied for team lead with two special teams tackles ... Deep snapper on all field goal, PAT's and punts.



**JAKE HOLLAND** #5  
**LB**

6-1 • 235 • So. • 1L  
Pelham, Ala. (Pelham)  
Pre-Building Science

**2011** — Tied for team lead with 16 tackles ... Leads team with 2.5 TFL ... Made his first career start against Utah State ... Totaled career-best 11 tackles with two tackles for loss ... Had just 12 career tackles prior to opener ... Had five tackles against Mississippi State ... Also credited with half a tackle for loss against the Bulldogs ... Added two QB hurries.

## HOLLAND'S CAREER DEFENSIVE STATS

YEAR	G/GS	TT	UT	AT	TFL-YDS	QBS-YDS	FF/FR	PD	I/YDS
2010	9/0	12	7	5	2.0-3	1.0-2	0/1	1	0/0
2011	2/2	16	8	8	2.5-7	0.0-0	0/0	0	0/0
<b>Totals</b>	<b>11/2</b>	<b>28</b>	<b>15</b>	<b>13</b>	<b>4.5-10</b>	<b>1.0-2</b>	<b>0/1</b>	<b>1</b>	<b>0/0</b>

## HOLLAND'S CAREER GAME HIGH STATS

	No.	Opponent	Date
Tackles	11	Utah State	9/3/11
TFL's	2.0	Utah State	9/3/11
Sacks	1.0	ULM	10/2/10

## HOLLAND'S CAREER DEFENSIVE STATS

DATE	OPPONENT	TT	UT	AT	TFL-YDS	QBS-YDS
9/4/10	ARKANSAS STATE				DID NOT PLAY	
9/9/10	at Mississippi State				DID NOT PLAY	
9/18/10	CLEMSON				DID NOT PLAY	
9/25/10	SOUTH CAROLINA				DID NOT PLAY	
10/2/10	LOUISIANA-MONROE	3	3	0	1.0-3	1.0-3

10/9/10	at Kentucky	0	0	0	0.0-0	0.0-0
10/16/10	ARKANSAS	0	0	0	0.0-0	0.0-0
10/23/10	LSU	1	0	1	0.0-0	0.0-0
10/30/10	at Ole Miss	1	0	1	0.0-0	0.0-0
11/6/10	CHATTANOOGA	5	3	2	0.0-0	0.0-0
11/13/10	GEORGIA	0	0	0	0.0-0	0.0-0
11/26/10	at Alabama				DID NOT PLAY	
12/4/10	South Carolina (SECCG)	2	1	1	1.0-1	0.0-0
1/10/11	Oregon (BCSNG)	0	0	0	0.0-0	0.0-0

DATE	OPPONENT	TT	UT	AT	TFL-YDS	QBS-YDS
9/3/11	* UTAH STATE	11	4	7	2.0-7	0.0-0
9/10/11	* MISSISSIPPI STATE	5	4	1	0.5-0	0.0-0



**DAVIS HOOPER** #45  
**RB**

5-11 • 215 • Sr. • 1L  
Montgomery, Ala. (Trinity Presbyterian)  
Finance

**2012** — Out for season with knee injury ... Awarded scholarship in August 2011 prior to injury.

## HOOPER'S CAREER RUSHING STATS

YEAR	G/GS	NO	YDS	AVG	TD	LP/OPPONENT
2009	3/0	3	1	0.3	0	2/ Furman
2010	4/0	12	37	3.1	0	6/Arkansas State
2011	0/0	0	0	0.0	0	--
<b>Totals</b>	<b>7/0</b>	<b>15</b>	<b>38</b>	<b>2.5</b>	<b>0</b>	<b>6/Arkansas State</b>



**CHRIS HUMPHRIES** #40  
**RB**

6-2 • 223 • Sr. • 2L  
Somerville, Ala. (Brewer)  
Agricultural Economics

**2012** — Saw playing time on special teams in the first two games.

## HUMPHRIES' CAREER DEFENSIVE STATS

YEAR	G/GS	TT	UT	AT	TFL-YDS	QBS-YDS	FF/FR	PD	I/YDS
2009	11/0	8	6	2	1.0-1	0.0-0	1/0	0	0/0
2010	9/0	4	2	2	0.0-0	0.0-0	0/1	0	0/0
2011	2/0	0	0	0	0.0-0	0.0-0	0/0	0	0/0
<b>Totals</b>	<b>22/0</b>	<b>12</b>	<b>8</b>	<b>4</b>	<b>1.0-1</b>	<b>0.0-0</b>	<b>1/1</b>	<b>0</b>	<b>0/0</b>

# The Players



**CHRIS** #33  
**LANDRUM** LB

6-3 • 235 • Fr. • HS  
Sweetwater, Ala. (Sweetwater)  
Undecided

2011 — Has not played.



**PHILIP** #43  
**LUTZENKIRCHEN** TE

6-5 • 250 • Jr. • 2L  
Marietta, Ga. (Lassiter)  
Communications

**CAREER** — 2nd in touchdowns by a TE in Auburn history with nine ... Holds AU single-season record for touchdowns by a TE with five (2010) ... T-8th in AU history in TD catches for a freshman with two.

2011 — SEC Coaches Pre-Season Third Team ... Mackey Award Watch List ... Sports Illustrated Preseason All-SEC Team ... Phil Steele Preseason All-SEC Third Team ... Tied for team lead with two TD receptions ... Tied for third with five catches ... Two receptions for 22 yards against Utah St. ... Scored on a 15-yd reception from Barrett Trotter ... Three receptions for 18 yards and a score against Mississippi State ... Touchdown was from 10 yards out.



**COREY** #55  
**LEMONIER** DE

6-4 • 228 • So. • 1L  
Hialeah, Fla. (Hialeah)  
Pre-Business

2011 — SEC Coaches Pre-Season Third Team ... Totaled three tackles in the opener with Utah State ... Also added a pair of quarterback hurries ... Five tackles and one sack against Mississippi State ... Totaled two tackles for loss ... Forced one fumble and also credited with a QB hurry against the Bulldogs ... Sack was first since October 2, 2010 vs. ULM.

## LEMONIER'S CAREER DEFENSIVE STATS

YEAR	G/GS	TT	UT	AT	TFL-YDS	QBS-YDS	FF/FR	PD	I/YDS
2010	14/1	17	12	5	5.0-23	2.0-13	1/0	0	0/0
2011	2/2	8	4	4	2.0-6	1.0-4	1/0	0	0/0
<b>Totals</b>	<b>16/3</b>	<b>25</b>	<b>16</b>	<b>9</b>	<b>7.0-29</b>	<b>3.0-17</b>	<b>2/0</b>	<b>0</b>	<b>0/0</b>

## LEMONIER'S CAREER GAME HIGH STATS

	No.	Opponent	Date
Tackles	5	Mississippi State	9/10/11
TFL's	2.0	2x (last vs. Mississippi State)	9/10/11
Sacks	1.0	3x (last vs. Mississippi State)	9/10/11

## LEMONIER'S GAME-BY-GAME DEFENSIVE STATS

DATE	OPPONENT	TT	UT	AT	TFL-YDS	QBS-YDS
9/4/10	ARKANSAS STATE	1	0	1	0.0-0	0.0-0
9/9/10	at Mississippi State	1	0	1	0.0-0	0.0-0
9/18/10	CLEMSON	1	0	1	0.0-0	0.0-0
9/25/10	SOUTH CAROLINA	2	1	1	1.0-8	1.0-8
10/2/10	LOUISIANA-MONROE	3	3	0	2.0-8	1.0-5
10/9/10	at Kentucky	0	0	0	0.0-0	0.0-0
10/16/10	ARKANSAS	0	0	0	0.0-0	0.0-0
10/23/10	LSU	0	0	0	0.0-0	0.0-0
10/30/10	at Ole Miss	2	2	0	1.0-4	0.0-0
11/6/10	* CHATTANOOGA	0	0	0	0.0-0	0.0-0
11/13/10	GEORGIA	1	1	0	0.0-0	0.0-0
11/26/10	at Alabama	1	0	1	0.0-0	0.0-0
12/4/10	South Carolina (SECCG)	2	2	0	0.0-0	0.0-0
1/10/11	Oregon (BCSNCG)	3	2	1	1.0-3	0.0-0

DATE	OPPONENT	TT	UT	AT	TFL-YDS	QBS-YDS
9/3/11	* UTAH STATE	3	1	2	0.0-0	0.0-0
9/10/11	* MISSISSIPPI STATE	5	3	2	2.0-6	1.0-4

## LUTZENKIRCHEN'S CAREER RECEIVING STATS

YEAR	G/GS	NO	YDS	AVG	TD	LP/OPPONENT
2009	13/1	5	66	13.2	2	21/Furman
2010	13/5	15	185	12.3	5	39/Oregon (BCSNCG)
2011	2/2	5	40	9.0	2	15/USU
<b>Totals</b>	<b>28/8</b>	<b>25</b>	<b>292</b>	<b>11.7</b>	<b>9</b>	<b>39/Oregon (BCSNCG)</b>

## LUTZENKIRCHEN'S CAREER GAME HIGH STATS

	No.	Opponent	Date
Receptions	4	ULM	10/2/10
Rec. Yards	48	Oregon (BCSNCG)	1/10/11
Rec. TDs	2	Georgia	11/13/10


## LUTZENKIRCHEN'S GAME-BY-GAME RECEIVING STATS

DATE	OPPONENT	REC	YDS	AVG	TD	TD REC
9/5/09	LOUISIANA TECH	0	0	0.0	0	--
9/12/09	MISSISSIPPI STATE	1	13	13.0	1	13
9/19/09	WEST VIRGINIA	0	0	0.0	0	--
9/26/09	BALL STATE	1	14	14.0	0	--
10/3/09	at Tennessee	0	0	0.0	0	--
10/10/09	at Arkansas	0	0	0.0	0	--
10/17/09	KENTUCKY	0	0	0.0	0	--
10/24/09	at LSU	2	18	9.0	1	1
10/31/09	OLE MISS	0	0	0.0	0	--
11/7/09	* FURMAN	1	21	21.0	0	--
11/14/09	at Georgia	0	0	0.0	0	--
11/27/09	ALABAMA	0	0	0.0	0	--
1/1/10	Northwestern (Outback)	0	0	0.0	0	--

DATE	OPPONENT	REC	YDS	AVG	TD	TD REC
9/4/10	ARKANSAS STATE	0	0	0.0	0	--
9/9/10	at Mississippi State	0	0	0.0	0	--
9/18/10	CLEMSON	0	0	0.0	0	--
9/25/10	* SOUTH CAROLINA	3	22	7.3	1	7
10/2/10	LOUISIANA-MONROE	4	41	13.7	1	26
10/9/10	* at Kentucky	1	12	12.0	0	--
10/16/10	ARKANSAS	0	0	0.0	0	--
10/23/10	* LSU	1	6	6.0	0	--
10/30/10	at Ole Miss	0	0	0.0	0	--
11/6/10	CHATTANOOGA	DID NOT PLAY				
11/13/10	GEORGIA	2	31	15.5	2	18, 13
11/26/10	* at Alabama	1	7	7.0	1	7
12/4/10	South Carolina (SECCG)	1	18	18.0	0	--
1/10/11	Oregon (BCSNCG)	2	48	24.0	0	--

DATE	OPPONENT	REC	YDS	AVG	TD	TD REC
9/3/11	* UTAH STATE	2	22	11.0	1	15
9/10/11	* MISSISSIPPI STATE	3	18	6.0	1	10

# The Players



**ERIC** #60  
**MACK** OL

6-4 • 330 • Fr. • RS  
St. Matthews, SC (Calhoun County)  
Liberal Arts

2011 — Saw action against Utah State.



**TRE** #21  
**MASON** RB

5-10 • 190 • Fr. • HS  
Lake Worth, Fla. (Park Vista)  
Undecided

**CAREER** — Owns two of the top five kick-off return yard games in Auburn history

2011 — Leads the SEC and ranks 10th nationally with an average of 34.8 yds per KO return ... Second nationally with 348 return yards ... Named SEC Co-Freshman of the Week for his effort against Utah State ... Returned a kick 97 yards for a touchdown in the second quarter ... First Auburn freshman to accomplish that feat since Brad Lester in 2005 against Ball State ... Finished the day with 176 return yards, the third-most in school history ... His 97-yard KO return TD was the eighth-longest in school history ... Also rushed one time for 2 yards ... Averaged 28.7 yards on six returns, with a long of 41 yards against MSU ... Also rushed three times for 14 yards.

## MASON'S CAREER RUSHING STATS


YEAR	G/GS	NO	YDS	AVG	TD	LP/OPPONENT
2011	2/0	4	16	4.0	0	15/MSU

## MASON'S CAREER KICK RETURN STATS

YEAR	G/GS	NO	YDS	AVG	TD	LP/OPPONENT
2011	2/0	10	348	34.8	1	97/USU

## MASON'S GAME-BY-GAME KICK RETURN STATS

DATE	OPPONENT	NO	YDS	AVG	TD	TD RET
9/3/11	UTAH STATE	4	176	44.0	1	97
9/10/11	MISSISSIPPI STATE	6	172	28.7	0	--



**ONTERIO** #23  
**McCALEBB** RB

5-10 • 170 • Jr. • 2L  
Fort Meade, Fla. (Hargrave Military)  
Anthropology

**CAREER** — 25th in career rushing at AU with 1,484 yards ... Holds AU single-season record for yards per carry (min. 75 attempts) with 8.5 yard average ... Became the first AU freshman to ever rush for 100 yards or more in his first two games ... Is just the fourth AU freshman to rush for 100 yards or more in any two consecutive games (Carnell Williams in 2001, Darrell Williams in 1989 and Ron O'Neal in 1981) ... T-10th in rushing yardage for a freshman in AU history ... Became sixth AU freshman to rush for 500 yards in a season

... Has five TD runs of 48 yards or longer.

2011 — SEC Coaches Pre-Season Third Team ... Second on team in rushing (112) and receptions (9) ... Made his seventh career start against Utah State ... Rushed nine times for 44 yards ... Also caught a career-high five passes ... Totaled 176 all-purpose yards ... Ran for 68 yards on 11 carries against Mississippi State ... Also tallied 24 yards on three receptions ... 92 total yards on the day ... Set a new season high for receptions against the Bulldogs.

## McCALEBB'S CAREER RUSHING STATS

YEAR	G/GS	NO	YDS	AVG	TD	LP/OPPONENT
2009	11/2	105	565	5.4	4	62/Ball State
2010	14/4	95	810	8.5	9	70/LSU
2011	2/2	20	112	5.6	0	15/MSU
<b>Totals</b>	<b>27/8</b>	<b>220</b>	<b>1484</b>	<b>6.8</b>	<b>13</b>	<b>70/LSU</b>

## McCALEBB'S CAREER RECEIVING STATS

YEAR	G/GS	NO	YDS	AVG	TD	LP/OPPONENT
2009	11/2	6	58	9.7	0	24/Tennessee
2010	14/4	7	86	12.3	1	23/Kentucky
2011	2/2	9	67	7.4	0	25/USU
<b>Totals</b>	<b>27/8</b>	<b>22</b>	<b>211</b>	<b>9.6</b>	<b>1</b>	<b>25/Utah State</b>

## McCALEBB'S CAREER ALL-PURPOSE STATS

YEAR	G/GS	RUSH-TD	REC-TD	KO-TD	TOTAL - TDs
2009	11/2	565-4	58-0	272-0	895-4
2010	14/4	810-9	86-1	227-0	1123-10
2011	2/2	112-0	67-0	26-0	205-0
<b>Totals</b>	<b>27/8</b>	<b>1484-13</b>	<b>211-1</b>	<b>525-0</b>	<b>2223-14</b>

## McCALEBB'S CAREER GAME HIGH STATS

	No.	Opponent	Date
Rush Attempts	22	Louisiana Tech	9/5/09
Rush Yards	148	Louisiana Tech	9/5/09
Rush TDs	3	Georgia	11/13/10
Receptions	5	Utah State	9/3/11
Rec. Yards	62	Tennessee	10/3/09
Rec. TDs	1	South Carolina (SECCG)	12/4/10

## McCALEBB'S GAME-BY-GAME RUSHING STATS

DATE	OPPONENT	ATT	YDS	Avg.	TD	TD Runs
9/5/09	LOUISIANA TECH	22	148	6.7	1	3
9/12/09	* MISSISSIPPI STATE	16	114	7.1	1	48
9/19/09	WEST VIRGINIA	8	20	2.5	0	--
9/26/09	BALL STATE	8	83	10.4	1	1
10/3/09	at Tennessee	13	51	3.9	0	--
10/10/09	at Arkansas	6	23	3.8	1	3
10/17/09	KENTUCKY	7	22	3.1	0	--
10/24/09	at LSU	3	3	1.0	0	--
10/31/09	OLE MISS					DID NOT PLAY
11/7/09	FURMAN					DID NOT PLAY
11/14/09	* at Georgia	11	60	5.5	0	--
11/27/09	ALABAMA	5	23	4.6	0	--
11/1/10	Northwestern (Outback)	6	18	3.0	0	--

DATE	OPPONENT	ATT	YDS	Avg.	TD	TD Runs
9/4/10	* ARKANSAS STATE	9	76	8.4	0	--
9/9/10	at Mississippi State	12	68	5.7	0	--
9/18/10	CLEMSON	10	81	8.1	1	12
9/25/10	SOUTH CAROLINA	7	55	7.9	0	--
10/2/10	LOUISIANA-MONROE	4	56	14.0	1	50
10/9/10	* at Kentucky	5	9	1.8	0	--
10/16/10	ARKANSAS	4	29	7.2	1	13
10/23/10	LSU	4	84	21.0	1	70
10/30/10	* at Ole Miss	9	99	11.0	1	68
11/6/10	CHATTANOOGA	2	55	27.5	1	49
11/13/10	GEORGIA	12	71	5.9	3	4, 2, 4
11/26/10	at Alabama	8	50	6.2	0	--
12/4/10	South Carolina (SECCG)	3	30	10.0	0	--
11/10/11	* Oregon (BCSNCG)	6	47	7.8	0	--

DATE	OPPONENT	ATT	YDS	Avg.	TD	TD Runs
9/3/11	* UTAH STATE	9	44	4.9	0	--
9/10/11	* MISSISSIPPI STATE	11	68	6.2	0	--

# The Players

## McCALEBB'S GAME-BY-GAME RECEIVING STATS

DATE	OPPONENT	REC	YDS	AVG	TD	TD REC
9/5/09	LOUISIANA TECH	0	0	0.0	0	--
9/12/09	* MISSISSIPPI STATE	0	0	0.0	0	--
9/19/09	WEST VIRGINIA	0	0	0.0	0	--
9/26/09	BALL STATE	1	-3	-3.0	0	--
10/3/09	at Tennessee	3	62	30.7	0	--
10/10/09	at Arkansas	0	0	0.0	0	--
10/17/09	KENTUCKY	1	2	2.0	0	--
10/24/09	at LSU	0	0	0.0	0	--
10/31/09	OLE MISS			DID NOT PLAY		
11/7/09	FURMAN			DID NOT PLAY		
11/14/09	* at Georgia	1	-3	-3.0	0	--
11/27/09	ALABAMA	0	0	0.0	0	--
1/1/10	* Northwestern (Outback)	0	0	0.0	0	--

DATE	OPPONENT	REC	YDS	AVG	TD	TD REC
9/4/10	* ARKANSAS STATE	0	0	0.0	0	--
9/9/10	at Mississippi State	0	0	0.0	0	--
9/18/10	CLEMSON	0	0	0.0	0	--
9/25/10	SOUTH CAROLINA	0	0	0.0	0	--
10/2/10	LOUISIANA-MONROE	0	0	0.0	0	--
10/9/10	* at Kentucky	1	23	23.0	0	--
10/16/10	ARKANSAS	0	0	0.0	0	--
10/23/10	LSU	1	17	17.0	0	--
10/30/10	* at Ole Miss	0	0	0.0	0	--
11/6/10	CHATTANOOGA	0	0	0.0	0	--
11/13/10	GEORGIA	0	0	0.0	0	--
11/26/10	at Alabama	2	24	12.0	0	--
12/4/10	South Carolina (SECCG)	1	12	12.0	1	12
1/10/11	* Oregon (BCSNCG)	2	10	5.0	0	--


DATE	OPPONENT	REC	YDS	AVG	TD	TD REC
9/3/11	* UTAH STATE	5	43	8.6	0	--
9/10/11	* MISSISSIPPI STATE	4	24	6.0	0	--

## McCALEBB'S GAME-BY-GAME ALL-PURPOSE YARDS

DATE	OPPONENT	REC - TDs	RUSH - TDs	KO - TDs	TOTAL - TDs
9/5/09	LOUISIANA TECH	0 - 0	148 - 1	49 - 0	197 - 1
9/12/09	* MISSISSIPPI STATE	0 - 0	114 - 1	81 - 0	195 - 1
9/19/09	WEST VIRGINIA	0 - 0	20 - 0	32 - 0	52 - 0
9/26/09	BALL STATE	-3 - 0	83 - 0	0 - 0	80 - 0
10/3/09	at Tennessee	62 - 0	51 - 0	91 - 0	204 - 0
10/10/09	at Arkansas	0 - 0	23 - 1	19 - 0	42 - 1
10/17/09	KENTUCKY	2 - 0	22 - 0	0 - 0	24 - 0
10/24/09	at LSU	0 - 0	3 - 0	0 - 0	3 - 0
10/31/09	OLE MISS				DID NOT PLAY
11/7/09	FURMAN				DID NOT PLAY
11/14/09	at Georgia	-3 - 0	60 - 0	0 - 0	57 - 0
11/27/09	ALABAMA	0 - 0	23 - 0	0 - 0	23 - 0
1/1/10	Northwestern (Outback)	0 - 0	18 - 0	0 - 0	18 - 0

DATE	OPPONENT	REC - TDs	RUSH - TDs	KO - TDs	TOTAL - TDs
9/4/10	* ARKANSAS STATE	0 - 0	76 - 0	0 - 0	76 - 0
9/9/10	at Mississippi State	0 - 0	68 - 0	0 - 0	68 - 0
9/18/10	CLEMSON	0 - 0	81 - 1	0 - 0	81 - 1
9/25/10	SOUTH CAROLINA	0 - 0	55 - 0	38 - 0	93 - 0
10/2/10	LOUISIANA-MONROE	0 - 0	56 - 1	0 - 0	56 - 1
10/9/10	* at Kentucky	23 - 0	9 - 0	0 - 0	32 - 0
10/16/10	ARKANSAS	0 - 0	29 - 1	99 - 0	128 - 1
10/23/10	LSU	17 - 0	84 - 1	33 - 0	134 - 1
10/30/10	* at Ole Miss	0 - 0	99 - 1	0 - 0	99 - 1
11/6/10	CHATTANOOGA	0 - 0	55 - 1	0 - 0	55 - 1
11/13/10	GEORGIA	0 - 0	71 - 3	0 - 0	71 - 0
11/26/10	at Alabama	24 - 0	50 - 0	38 - 0	112 - 0
12/4/10	South Carolina (SECCG)	12 - 1	30 - 0	19 - 0	61 - 1
1/10/11	* Oregon (BCSNCG)	10 - 0	47 - 0	0 - 0	57 - 0

DATE	OPPONENT	REC - TDs	RUSH - TDs	KO - TDs	TOTAL - TDs
9/3/11	* UTAH STATE	43 - 0	44 - 0	26 - 0	113 - 0
9/10/11	* MISSISSIPPI STATE	24 - 0	68 - 0	0 - 0	92 - 0



**DEMETRUC** #12

**McNEAL** DB

6-2 • 194 • So. • 1L  
College Park, Ga. (Banneker)  
Liberal Arts

**2011** — Tied for third on the team in tackles ... Made his first career start in the opener with Utah State ... Totaled seven tackles ... Also added a pass break-up ... Totaled career-best eight tackles against Mississippi State ... Recorded his first career interception in the first quarter and returned it 43 yards for a touchdown ... TD was the first of his career ... Added a tackle for a loss ... First Auburn player to return an interception for a TD since T'Sharvan Bell against South Carolina in the 2010 SEC Championship game.

## McNEAL'S CAREER DEFENSIVE STATS

YEAR	G/GS	TT	UT	AT	TFL-YDS	QBS-YDS	FF/FR	PD	I/YDS
2010	13/0	24	17	7	0.0-0	0.0-0	1/0	1	0/0
2011	2/2	16	6	10	1.0-4	0.0-0	0/0	1	1/43
<b>Totals</b>	<b>15/2</b>	<b>40</b>	<b>23</b>	<b>20</b>	<b>1.0-4</b>	<b>0.0-0</b>	<b>1/0</b>	<b>2</b>	<b>1/43</b>

## MCNEAL'S CAREER GAME HIGH STATS

	No.	Opponent	Date
Tackles	7	Utah State	9/3/11
Deflections	1	2x (Last vs. Utah State)	9/3/11
Interceptions	1	Mississippi State	9/10/11

## McNEAL'S GAME-BY-GAME DEFENSIVE STATS

DATE	OPPONENT	TT	UT	AT	PD	INT-YDS
9/4/10	ARKANSAS STATE	0	0	0	0	0-0
9/9/10	at Mississippi State	1	1	0	0	0-0
9/18/10	CLEMSON	0	0	0	0	0-0
9/25/10	SOUTH CAROLINA	4	4	0	0	0-0
10/2/10	LOUISIANA-MONROE					DID NOT PLAY
10/9/10	at Kentucky	3	1	2	0	0-0
10/16/10	ARKANSAS	2	1	1	0	0-0
10/23/10	LSU	1	1	0	0	0-0
10/30/10	at Ole Miss	0	0	0	0	0-0
11/6/10	CHATTANOOGA	5	3	2	0	0-0
11/13/10	GEORGIA	0	0	0	1	0-0
11/26/10	at Alabama	1	1	0	0	0-0
12/4/10	South Carolina (SECCG)	2	1	1	0	0-0
1/10/11	Oregon (BCSNCG)	1	1	0	0	0-0

## McNEAL'S GAME-BY-GAME DEFENSIVE STATS

DATE	OPPONENT	TT	UT	AT	PD	INT-YDS
9/3/11	* UTAH STATE	7	1	6	1	0-0
9/10/11	* MISSISSIPPI STATE	8	5	3	0	1-43



**IKEEM** #16

**MEANS** DB

6-0 • 205 • Jr. • 2L  
Wetumpka, Ala. (Wetumpka)  
Management

**2011** — Saw playing time on special teams in the opener with Utah State ... Recorded a special teams tackle against Mississippi State.

## MEAN'S CAREER DEFENSIVE STATS

YEAR	G/GS	TT	UT	AT	TFL-YDS	QBS-YDS	FF/FR	PD	I/YDS
2009	12/0	10	6	4	0.0-0	0.0-0	0/0	0	0/0


# The Players

2010	14/0	10	6	4	0.0-0	0.0-0	0/0	0	0/0
2011	2/0	1	0	1	0.0-0	0.0-0	0/0	0	0/0
<b>Totals</b>	<b>28/0</b>	<b>21</b>	<b>12</b>	<b>9</b>	<b>0.0-0</b>	<b>0.0-0</b>	<b>0/0</b>	<b>0</b>	<b>0/0</b>

## MEAN'S GAME-BY-GAME DEFENSIVE STATS

DATE	OPPONENT	TT	UT	AT	PD	INT-YDS
9/4/10	ARKANSAS STATE	0	0	0	0	0-0
9/9/10	at Mississippi State	2	2	0	0	0-0
9/18/10	CLEMSON	0	0	0	0	0-0
9/25/10	SOUTH CAROLINA	0	0	0	0	0-0
10/2/10	LOUISIANA-MONROE	0	0	0	0	0-0
10/9/10	at Kentucky	1	0	1	0	0-0
10/16/10	ARKANSAS	1	0	1	0	0-0
10/23/10	LSU	0	0	0	0	0-0
10/30/10	at Ole Miss	2	1	1	0	0-0
11/6/10	CHATTANOOGA	1	1	0	0	0-0
11/13/10	GEORGIA	0	0	0	0	0-0
11/26/10	at Alabama	0	0	0	0	0-0
12/4/10	South Carolina (SECCG)	2	2	0	0	0-0
1/10/11	Oregon (BCSNCG)	1	0	1	0	0-0

DATE	OPPONENT	TT	UT	AT	PD	INT-YDS
9/3/11	UTAH STATE	0	0	0	0	0-0
9/10/11	MISSISSIPPI STATE	1	0	1	0	0-0



**JONATHAN** #6  
**MINCY** DB

5-10 • 180 • Fr. • RS  
Decatur, Ga. (SW Dekalb)  
Undecided

**2011** — Saw action in the opener against Utah State ... Saw increased playing time against Mississippi State and recorded three tackles.

## MINCY'S CAREER DEFENSIVE STATS

YEAR	G/GS	TT	UT	AT	TFL-YDS	QBS-YDS	FF/FR	PD	I/YDS
2011	2/0	3	3	0	0.0-0	0.0-0	0/0	0	0-0

## MINCY'S CAREER GAME HIGH STATS

	No.	Opponent	Date
Tackles	3	Mississippi State	9/10/11

## MINCY'S GAME-BY-GAME DEFENSIVE STATS

DATE	OPPONENT	TT	UT	AT	PD	INT-YDS
9/3/11	UTAH STATE	0	0	0	0	0-0
9/10/11	MISSISSIPPI STATE	3	3	0	0	0-0



**ANTHONY** #8  
**MORGAN** RB

5-11 • 195 • Jr. • 2L  
Brantley, Ala. (Brantley)  
Liberal Arts

**2011** — Started at running back against Utah State.

## MORGAN'S CAREER DEFENSIVE STATS

YEAR	G/GS	TT	UT	AT	TFL-YDS	QBS-YDS	FF/FR	PD	I/YDS
2010	9/0	8	6	2	0.0-0	0.0-0	1/0	0	0/0

## MORGAN'S CAREER RUSHING STATS

YEAR	G/GS	NO	YDS	AVG	TD	LP/OPPONENT
2011	1/1	0	0	0.0	0	--



**CLINT** #15  
**MOSELEY** QB

6-3 • 213 • So. • 1L  
Leroy, Ala. (Leroy)  
Sociology

**2011** — Attempted his first collegiate pass against Utah State ... Completed the strike for 25 yards to Onterio McCalebb ... Play came on a trick play that saw fellow QB Kiehl Frazier take the snap under center ... Saw snaps against Mississippi State, but did not attempt a pass.

## MOSELEY'S CAREER PASSING STATS

YEAR	G/GS	CMP	ATT	PCT	YDS	INT	TD	LP/OPPONENT
2011	2/0	1	1	100.0	25	0	0	25/Utah State

## MOSELEY'S GAME-BY-GAME PASSING STATS

DATE	OPPONENT	CMP	ATT	YDS	INT	TD	TD Pass
9/3/11	UTAH STATE	1	1	25	0	0	--
9/10/11	MISSISSIPPI STATE	0	0	0	0	0	-




**BRANDON** #75  
**MOSLEY** OL

6-6 • 305 • Sr. • 1L  
Jefferson, GA (Coffeyville [KS]/Jefferson HS)  
Public Administration

**CAREER** — Started 13 straight games and appeared in 16 ... Part of offense that became the first AU team to ever rush for 300 yards or more in six straight SEC games during 2010 season.

**2011** — SEC Coaches Pre-Season second team ... Made his 12th straight start in the season opener ... Got the start at left tackle against Mississippi State.



**JABRIAN** #93  
**NILES** DL

6-2 • 297 • Fr. • HS  
Mobile, Ala. (Davidson)  
Undecided

**2011** — Has not played.

# The Players



**LADARIUS** #10  
**OWENS** DE

6-2 • 237 • Fr. • RS  
Bessemer, Ala. (Jess Lanier)  
Liberal Arts

2011 — Recorded one tackle against Mississippi State.



**CODY** #36  
**PARKEY** K

6-0 • 190 • So. • 1L  
Jupiter, Fla. (Jupiter)  
Marketing

2011 — Second nationally with eight touchbacks behind Oklahoma State's Quinn Sharp's 11 ... Kicked off seven times with four touchbacks in the opener with Utah State ... Perfect on six extra-point tries ... Made the first two field goals of his collegiate career (43 and 37) against Mississippi State .... Averaged 69.6 yards on eight kickoffs ... Recorded four touchbacks ... Perfect on five PATs.

### PARKEY'S CAREER KICKING STATS

YEAR	FG-A	Pct.	0-19	20-29	30-39	40-49	50+	PAT	PTS
2011	2-2	1.000	0-0	0-0	1-1	1-1	0-0	11-11	17

### BYRUM'S CAREER GAME HIGH STATS

	No.	Opponent	Date
FG Attempts	2	Mississippi State	9/10/11
FGs Made	2	Mississippi State	9/10/11

2011 Field Goal Sequence (**Made/Missed**):

UTAH STATE: None  
MISSISSIPPI STATE: 43, 37



**LADARIOUS** #37  
**PHILLIPS** RB

6-0 • 291 • Fr. • RS  
Roanoke, Ala. (Handley)  
Exercise Science

2011 — Saw snaps in the first two games of the season.



**TROVON** #1  
**REED** WR

6-0 • 183 • Fr. • RS  
Thibodaux, La. (Thibodaux)  
Liberal Arts

2011 — Recorded the first receptions of his career against Utah State ... Finished with four catches for 33 yards ... Had one reception for no gain against Mississippi State.

### REED'S CAREER RECEIVING STATS


YEAR	G/GS	NO	YDS	AVG	TD	LP/OPPONENT
2010	1/0	0	0	0.0	0	--
2011	2/0	5	33	6.6	0	11/Utah State
<b>Totals</b>	<b>3/0</b>	<b>5</b>	<b>33</b>	<b>6.6</b>	<b>0</b>	<b>11/Utah State</b>

### REED'S CAREER RUSHING STATS

YEAR	G/GS	NO	YDS	AVG	TD	LP/OPPONENT
2010	1/0	2	8	4.0	0	6/Clemson
2011	2/0	0	0	0.0	0	--
<b>Totals</b>	<b>3/0</b>	<b>2</b>	<b>8</b>	<b>4.0</b>	<b>0</b>	<b>6/Clemson</b>

### REED'S GAME-BY-GAME RECEIVING STATS


DATE	OPPONENT	REC	YDS	AVG	TD	TD REC
9/3/11	UTAH STATE	4	33	8.3	0	--
9/10/11	MISSISSIPPI STATE	1	0	0.0	0	--



**ASHTON** #56  
**RICHARDSON** LB

6-0 • 212 • Sr. • 2L  
New Orleans, La. (St. Michael)  
Animal Science

2011 — Awarded scholarship by coaches in August 2011 ... Has not played.




**GREG** #73  
**ROBINSON** OL

6-5 • 305 • Fr. • HS  
Thibodaux, La. (Thibodaux)  
Undecided

2011 — Has not played.



# The Players



**JONATHAN ROSE** #28 DB

6-2 • 178 • Fr. • HS  
Leeds, Ala. (Leeds)  
Undecided

2011 — Has not played.



**CRAIG SANDERS** #13 DE

6-4 • 260 • So. • 1L  
Clio, Ala. (Ariton)  
Liberal Arts

2011 — Recorded two tackles in the season opener ... Also tallied half a tackle for loss that resulted in a loss of six yards against Utah State ... Three tackles, including 1.5 tackles for loss, against Mississippi State.

### SANDERS' CAREER DEFENSIVE STATS

YEAR	G/GS	TT	UT	AT	TFL-YDS	QBS-YDS	FF/FR	PD	I/YDS
2010	13/0	8	7	1	1.0-6	1.0-6	0/0	0	0/0
2011	2/0	5	3	2	2.0-9	0.0-0	0/0	0	0/0
<b>Totals</b>	<b>15/0</b>	<b>13</b>	<b>10</b>	<b>3</b>	<b>3.0-15</b>	<b>1.0-6</b>	<b>0/0</b>	<b>0</b>	<b>0/0</b>

### SANDERS' GAME-BY-GAME DEFENSIVE STATS

DATE	OPPONENT	TT	UT	AT	TFL-YDS	QBS-YDS
9/4/10	ARKANSAS STATE	3	3	0	0.0-0	0.0-0
9/9/10	at Mississippi State	1	1	0	0.0-0	0.0-0
9/18/10	CLEMSON	0	0	0	0.0-0	0.0-0
9/25/10	SOUTH CAROLINA	1	1	0	0.0-0	0.0-0
10/2/10	LOUISIANA-MONROE	0	0	0	0.0-0	0.0-0
10/9/10	at Kentucky	DID NOT PLAY				
10/16/10	ARKANSAS	1	0	1	0.0-0	0.0-0
10/23/10	LSU	0	0	0	0.0-0	0.0-0
10/30/10	at Ole Miss	0	0	0	0.0-0	0.0-0
11/6/10	CHATTANOOGA	0	0	0	0.0-0	0.0-0
11/13/10	GEORGIA	1	1	0	0.0-0	0.0-0
11/26/10	at Alabama	0	0	0	0.0-0	0.0-0
12/4/10	South Carolina (SECCG)	1	1	0	1.0-6	1.0-6
1/10/11	Oregon (BCSNCG)	0	0	0	0.0-0	0.0-0

DATE	OPPONENT	TT	UT	AT	TFL-YDS	QBS-YDS
9/3/11	UTAH STATE	2	1	1	0.5-6	0.0-0
9/10/11	MISSISSIPPI STATE	3	2	1	1.5-3	0.0-0



**DEVAUNTE SIGLER** #96 DL

6-3 • 263 • Fr. • HS  
Mobile, Ala. (B.C. Rain)  
Undecided

2011 — True freshman saw his first action in the opener with Utah State ... Tallied one tackle ... Three tackles in win over Mississippi State.

### SIGLER'S CAREER DEFENSIVE STATS

YEAR	G/GS	TT	UT	AT	TFL-YDS	QBS-YDS	FF/FR	PD	I/YDS
2011	2/0	4	2	2	0.0-0	0.0-0	0/0	0	0/0

### SIGLER'S GAME-BY-GAME DEFENSIVE STATS

DATE	OPPONENT	TT	UT	AT	TFL-YDS	QBS-YDS
9/3/11	UTAH STATE	1	0	1	0.0-0	0.0-0
9/10/11	MISSISSIPPI STATE	3	2	1	0.0-0	0.0-0



**CHAD SLADE** #62 OL

6-5 • 320 • RFr. • RS  
Moody, Ala. (Moody)  
Liberal Arts

2011 — Saw his first snaps of his career and made his first career start in the season opener against Utah State at right tackle ... Moved inside to right guard for his second start of the season against Mississippi State.



**RYAN SMITH** #24 DB

6-2 • 208 • So. • 1L  
Cordova, Ala. (Cordova)  
Liberal Arts

2011 — Saw action against Utah State ... Made the game-saving tackle on Mississippi State quarterback Chris Relf at the goal line as time expired ... First non-special teams tackle of his career ... The tackle was just the fourth of Smith's career.

### SMITH'S CAREER DEFENSIVE STATS


YEAR	G/GS	TT	UT	AT	TFL-YDS	QBS-YDS	FF/FR	PD	I/YDS
2010	14/0	3	3	0	0.0-0	0.0-0	0/0	0	0/0
2011	2/0	1	1	0	0.0-0	0.0-0	0/0	0	0/0
<b>Totals</b>	<b>16/0</b>	<b>4</b>	<b>4</b>	<b>0</b>	<b>0.0-0</b>	<b>0.0-0</b>	<b>0/0</b>	<b>0</b>	<b>0/0</b>

### SMITH'S GAME-BY-GAME DEFENSIVE STATS

DATE	OPPONENT	TT	UT	AT	PD	INT-YDS
9/4/10	ARKANSAS STATE	0	0	0	0	0-0
9/9/10	at Mississippi State	0	0	0	0	0-0
9/18/10	CLEMSON	0	0	0	0	0-0
9/25/10	SOUTH CAROLINA	0	0	0	0	0-0
10/2/10	LOUISIANA-MONROE	0	0	0	0	0-0
10/9/10	at Kentucky	0	0	0	0	0-0
10/16/10	ARKANSAS	1	1	0	0	0-0
10/23/10	LSU	0	0	0	0	0-0
10/30/10	at Ole Miss	0	0	0	0	0-0
11/6/10	CHATTANOOGA	0	0	0	0	0-0
11/13/10	GEORGIA	1	1	0	0	0-0
11/26/10	at Alabama	0	0	0	0	0-0
12/4/10	South Carolina (SECCG)	1	1	0	0	0-0
1/10/11	Oregon (BCSNCG)	0	0	0	0	0-0

DATE	OPPONENT	TT	UT	AT	PD	INT-YDS
9/3/11	UTAH STATE	0	0	0	0	0-0
9/10/11	MISSISSIPPI STATE	1	1	0	0	0-0

# The Players



**TRAVANTE STALLWORTH** #85  
**WR**

5-9 • 190 • Jr. • 2L  
Leesville, Ala. (Leesville)  
Public Administration

**2010** — Made the first start of his career against Utah State ... Recorded four catches for 93 yards and a touchdown ... Touchdown was a 39-yard catch-and-run ... One reception against Mississippi State.

### STALLWORTH'S CAREER RECEIVING STATS

YEAR	G/GS	NO	YDS	AVG	TD	LP/OPPONENT
2009	10/0	2	21	10.5	0	16/Ball State
2010	3/0	0	0	0.0	0	--
2011	2/2	5	89	17.8	1	39/Utah State
<b>Totals</b>	<b>15/2</b>	<b>7</b>	<b>110</b>	<b>15.7</b>	<b>1</b>	<b>39/Utah State</b>

### STALLWORTH'S GAME-BY-GAME RECEIVING STATS

DATE	OPPONENT	REC	YDS	AVG	TD	TD REC
9/3/11	* UTAH STATE	4	93	23.3	1	39
9/10/11	* MISSISSIPPI STATE	1	-4	-4.0	0	--



**JOHN SULLEN** #71  
**OL**

6-5 • 333 • Jr. • 2L  
Auburn, Ala. (Auburn)  
History

**CAREER** — Played in 28 games, recording two starts.


**2010** — Made his second career start against Utah State in the season opener ... Saw snaps against Mississippi State, but did not start.



**ANTHONY SWAIN** #44  
**LB**

6-2 • 205 • Fr. • HS  
Gadsden, Ala. (Gadsden City)  
Undecided

**2011** — Has not played.



**ROBENSON THEREZIE** #27  
**DB**

5-9 • 192 • Fr. • HS  
Miami, Fla. (Jackson)  
Undecided

**2011** — Saw snaps, but did not record any stats against Utah State ... Had one assisted tackle against Mississippi State.



**NEIKO THORPE** #15  
**DB**

6-3 • 191 • Sr. • 3L  
Tucker, Ga. (HS)  
Philosophy

**CAREER** — Has one return for touchdown, a 69-yard blocked FG vs. UK (10/17/09) ... Five career double-digit tackle games ... Needs three tackles for 200 in his career.

**2011** — *SEC Coaches Pre-Season Third Team* ... Leads Auburn and tied for sixth in the SEC with 20 tackles ... Recorded nine tackles against Utah State in his first game at safety ... Total included seven unassisted stops ... 11 tackles against Mississippi State ... Also in on a TFL.

### THORPE' CAREER DEFENSIVE STATS

YEAR	G/GS	TT	UT	AT	TFL-YDS	QBS-YDS	FF/FR	PD	I/YDS
2008	11/1	29	20	9	0.0-0	0.0-0	1/0	6	2-101
2009	13/13	84	56	28	0.5-1	0.0-0	1/0	11	2-22
2010	14/13	64	45	19	0.5-1	0.0-0	0/0	9	0-0
2011	2/2	20	11	9	0.5-1	0.0-0	0/0	0	0-0
<b>Totals</b>	<b>40/29</b>	<b>197</b>	<b>132</b>	<b>65</b>	<b>1.5-3</b>	<b>0.0-0</b>	<b>2/0</b>	<b>26</b>	<b>4-123</b>

### THORPE'S CAREER GAME HIGH STATS

	No.	Opponent	Date
Tackles	14	Northwestern (Outback)	1/1/10
Interceptions	1	4x (last vs. Northwestern)	1/1/10

### THORPE'S GAME-BY-GAME DEFENSIVE STATS

DATE	OPPONENT	TT	UT	AT	PD	INT-YDS
8/30/08	LOUISIANA-MONROE	7	5	2	2	0-0
9/6/08	SOUTHERN MISS	1	1	0	0	0-0
9/13/08	MISSISSIPPI STATE	0	0	0	0	0-0
9/20/08	LSU	2	2	0	0	0-0
9/27/08	TENNESSEE	4	3	1	0	0-0
10/4/08	at Vanderbilt	2	1	1	2	0-0
10/11/08	* ARKANSAS	7	3	4	0	1-59
10/23/08	at West Virginia	0	0	0	0	0-0
11/1/08	at Ole Miss	DID NOT PLAY				
11/8/08	TENNESSEE-MARTIN	0	0	0	0	1-42
11/15/08	GEORGIA	2	2	0	0	0-0
11/29/08	at Alabama	4	3	1	0	0-0
DATE	OPPONENT	TT	UT	AT	PD	INT-YDS
9/5/09	* LOUISIANA TECH	3	3	0	1	0-0
9/12/09	* MISSISSIPPI STATE	7	5	2	0	0-0
9/19/09	* WEST VIRGINIA	7	5	2	2	1-22
9/26/09	* BALL STATE	6	5	1	0	0-0
10/3/09	* at Tennessee	7	3	4	0	0-0
10/10/09	* at Arkansas	11	6	5	0	0-0
10/17/09	* KENTUCKY	4	3	1	2	0-0
10/24/09	* at LSU	8	2	6	1	0-0
10/31/09	* OLE MISS	2	2	0	1	0-0



# The Players



11/7/09	* FURMAN	2	1	1	0	0-0
11/14/09	* at Georgia	5	1	4	0	0-0
11/27/09	* ALABAMA	8	7	1	1	0-0
1/1/10	* Northwestern (Outback)	14	13	1	1	1-0

DATE	OPPONENT	TT	UT	AT	PD	INT-YDS
9/4/10	* ARKANSAS STATE	4	3	1	1	0-0
9/9/10	* at Mississippi State	3	2	1	1	0-0
9/18/10	* CLEMSON	5	4	1	0	0-0
9/25/10	* SOUTH CAROLINA	3	2	1	1	0-0
10/2/10	LOUISIANA-MONROE	2	2	0	0	0-0
10/9/10	* at Kentucky	4	1	3	0	0-0
10/16/10	* ARKANSAS	10	10	0	1	0-0
10/23/10	* LSU	6	4	2	1	0-0
10/30/10	* at Ole Miss	7	5	2	0	0-0
11/6/10	* CHATTANOOGA	2	2	0	1	0-0
11/13/10	* GEORGIA	0	0	0	0	0-0
11/26/10	* at Alabama	12	6	6	2	0-0
12/4/10	* South Carolina (SECCG)	4	3	1	1	0-0
1/10/11	* Oregon (BCSNCG)	2	1	1	0	0-0

DATE	OPPONENT	TT	UT	AT	PD	INT-YDS
9/3/11	* UTAH STATE	9	7	2	0	0-0
9/10/11	* MISSISSIPPI STATE	11	4	7	0	0-0



## JAMAR

### #74

## TRAVIS

### DL

6-0 • 294 • Jr. • 2L  
 Brewton, Ala. (W.S. Neal)  
 Public Administration


**2011** — Recorded one tackle against Utah State ... Had one tackle for loss ... Also credited with one hurry ... One tackle in win over Mississippi State.

### TRAVIS' CAREER DEFENSIVE STATS

YEAR	G/GS	TT	UT	AT	TFL-YDS	QBS-YDS	FF/FR	PD	I/YDS
2010	14/0	3	3	0	0.0-0	0.0-0	0/0	0	0/0
2011	2/0	2	1	1	1.0-1	0.0-0	0/0	0	0/0
<b>Totals</b>	<b>16/0</b>	<b>5</b>	<b>4</b>	<b>1</b>	<b>1.0-1</b>	<b>0.0-0</b>	<b>0/0</b>	<b>0</b>	<b>0/0</b>

### TRAVIS' GAME-BY-GAME DEFENSIVE STATS

DATE	OPPONENT	TT	UT	AT	TFL-YDS	QBS-YDS
9/3/11	UTAH STATE	1	0	1	0.0-0	0.0-0
9/10/11	MISSISSIPPI STATE	1	0	1	0.0-0	0.0-0



## BARRETT

### #14

## TROTTER

### QB

6-2 • 207 • Jr. • 1L  
 Birmingham, Ala. (Briarwood Christian)  
 Graduate

**2011** — Fourth in the SEC in pass efficiency (177.6) ... Made his first career start at quarterback against Utah State ... Completed 17-of-23 passes for 261 yards and three touchdowns ... Touchdowns were on throws of 56, 39 and 15 yards ... Led Auburn on two scoring drives with less than four minutes remaining to overcome a 10-point deficit and earn the win ... Completed 16-of-23 passes for 146 yards and two touchdowns against Mississippi State in his first SEC start ... Touchdowns were on throws of 46 and 10 yards.

### TROTTER'S CAREER PASSING STATS

YEAR	G/GS	CMP	ATT	PCT	YDS	INT	TD	LP/OPPONENT
2010	5/0	6	9	66.7	64	0	0	16/South Carolina (SECCG)
2011	2/2	33	46	71.7	407	1	5	56/Utah State
<b>Totals</b>	<b>7/2</b>	<b>39</b>	<b>55</b>	<b>70.9</b>	<b>471</b>	<b>1</b>	<b>5</b>	<b>56/Utah State</b>


### TROTTER'S CAREER GAME HIGH STATS

	No.	Opponent	Date
Completions	17	Utah State	9/3/11
Pass Attempts	23	2x (Last vs. Mississippi State)	9/10/11
Pass Yards	261	Utah State	9/3/11
Pass TDs	3	Utah State	9/3/11

### TROTTER'S GAME-BY-GAME PASSING STATS

DATE	OPPONENT	CMP	ATT	YDS	INT	TD	TD Pass
9/4/10	ARKANSAS STATE	1	1	13	0	0	--
9/9/10	at Mississippi State						DID NOT PLAY
9/18/10	CLEMSON						DID NOT PLAY
9/25/10	SOUTH CAROLINA						DID NOT PLAY
10/2/10	LOUISIANA-MONROE	3	5	27	0	0	--
10/9/10	at Kentucky						DID NOT PLAY
10/16/10	ARKANSAS						DID NOT PLAY
10/23/10	LSU						DID NOT PLAY
10/30/10	at Ole Miss	0	0	0	0	0	--
11/6/10	CHATTANOOGA	1	2	8	0	0	--
11/13/10	GEORGIA	0	0	0	0	0	--
11/26/10	at Alabama						DID NOT PLAY
12/4/10	South Carolina (SECCG)	1	1	16	0	0	--
1/10/11	Oregon (BCSNCG)						DID NOT PLAY

DATE	OPPONENT	CMP	ATT	YDS	INT	TD	TD Pass
9/3/11	* UTAH STATE	17	23	261	0	3	56, 39, 15
9/10/11	* MISSISSIPPI STATE	16	23	146	1	2	46, 10



## C.J.

### #38

## UZOMAH

### WR

6-4 • 236 • Fr. • HS  
 Suwanee, Ga. (North Gwinnett)  
 Undecided

**2011** — Saw playing time in the first two games of the season, primarily on special teams.



## CHRISTIAN

### #57


## WESTERMAN

### OL

6-3 • 277 • Fr. • HS  
 Suwanee, Ariz. (Hamilton)  
 Undecided

**2011** — Has not played.

# The Players



**JEFFREY** #54  
**WHITAKER** DT

6-4 • 312 • So. • 1L  
Warner Robins, Ga. (Warner Robins)  
Liberal Arts

**2011** — Made his first career start against Utah State ... Recorded a pair of tackles ... Also credited with half a tackle for loss ... Three tackles against Mississippi State.

### WHITAKER'S CAREER DEFENSIVE STATS

YEAR	G/GS	TT	UT	AT	TFL-YDS	QBS-YDS	FF/FR	PD	I/YDS
2010	14/0	7	4	3	0.0-0	0.0-0	0/0	0	0/0
2011	2/2	5	2	3	0.5-1	0.0-0	0/0	0	0/0
<b>Totals</b>	<b>16/2</b>	<b>12</b>	<b>6</b>	<b>6</b>	<b>0.5-1</b>	<b>0.0-0</b>	<b>0/0</b>	<b>0</b>	<b>0/0</b>


### WHITAKER'S CAREER GAME HIGH STATS

	No.	Opponent	Date
Tackles	3	2x (last vs. Mississippi State)	9/10/11
TFL's	0.5	Utah State	9/3/11

### WHITAKER'S GAME-BY-GAME DEFENSIVE STATS

DATE	OPPONENT	TT	UT	AT	TFL-YDS	QBS-YDS
9/4/10	ARKANSAS STATE	1	0	1	0.0-0	0.0-0
9/9/10	at Mississippi State	0	0	0	0.0-0	0.0-0
9/18/10	CLEMSON	1	1	0	0.0-0	0.0-0
9/25/10	SOUTH CAROLINA	0	0	0	0.0-0	0.0-0
10/2/10	LOUISIANA-MONROE	1	1	0	0.0-0	0.0-0
10/9/10	at Kentucky	0	0	0	0.0-0	0.0-0
10/16/10	ARKANSAS	0	0	0	0.0-0	0.0-0
10/23/10	LSU	0	0	0	0.0-0	0.0-0
10/30/10	at Ole Miss	0	0	0	0.0-0	0.0-0
11/6/10	CHATTANOOGA	3	1	2	0.0-0	0.0-0
11/13/10	GEORGIA	0	0	0	0.0-0	0.0-0
11/26/10	at Alabama	0	0	0	0.0-0	0.0-0
12/4/10	South Carolina (SECCG)	1	1	0	0.0-0	0.0-0
1/10/11	Oregon (BCSNCG)	0	0	0	0.0-0	0.0-0

DATE	OPPONENT	TT	UT	AT	TFL-YDS	QBS-YDS
9/3/11	UTAH STATE	2	0	2	0.5-1	0.0-0
9/10/11	MISSISSIPPI STATE	3	2	1	0.0-0	0.0-0



**JAWARA** #38  
**WHITE** LB

6-2 • 230 • RFr. • RS  
Troy, Ala. (Charles Henderson)  
Pre-Business

**2011** — Saw the first playing time of his career against Utah State ... Credited with one tackle ... Saw snaps against Mississippi State and recorded one tackle.

### WHITE'S CAREER DEFENSIVE STATS

YEAR	G/GS	TT	UT	AT	TFL-YDS	QBS-YDS	FF/FR	PD	I/YDS
2011	2/0	2	1	1	0.0-0	0.0-0	0/0	0	0/0

### WHITE'S GAME-BY-GAME DEFENSIVE STATS

DATE	OPPONENT	TT	UT	AT	TFL-YDS	QBS-YDS
9/3/11	UTAH STATE	1	0	1	0.0-0	0.0-0
9/10/11	MISSISSIPPI STATE	1	1	0	0.0-0	0.0-0



**RYAN** #19  
**WHITE** DB

5-10 • 195 • So. • 1L  
Tallahassee, Fla. (Lincoln)  
Pre-Business

**2011** — Serves as the holder on extra points and field goals ... Totaled two tackles against Utah State ... Made the first start of his career against Mississippi State ... Recorded four tackles and one break-up.


### WHITE'S CAREER DEFENSIVE STATS

YEAR	G/GS	TT	UT	AT	TFL-YDS	QBS-YDS	FF/FR	PD	I/YDS
2010	6/0	6	5	1	0.0-0	0.0-0	0/0	1	0/0
2011	3/1	6	5	1	0.0-0	0.0-0	0/0	1	0/0
<b>Totals</b>	<b>9/1</b>	<b>12</b>	<b>10</b>	<b>2</b>	<b>0.0-0</b>	<b>0.0-0</b>	<b>0/0</b>	<b>2</b>	<b>0/0</b>

### WHITE'S GAME-BY-GAME DEFENSIVE STATS

DATE	OPPONENT	TT	UT	AT	PD	INT-YDS
9/4/10	ARKANSAS STATE					DID NOT PLAY
9/9/10	at Mississippi State					DID NOT PLAY
9/18/10	CLEMSON					DID NOT PLAY
9/25/10	SOUTH CAROLINA					DID NOT PLAY
10/2/10	LOUISIANA-MONROE					DID NOT PLAY
10/9/10	at Kentucky					DID NOT PLAY
10/16/10	ARKANSAS					DID NOT PLAY
10/23/10	LSU					DID NOT PLAY
10/30/10	at Ole Miss	0	0	0	0	0-0
11/6/10	CHATTANOOGA	5	4	1	1	0-0
11/13/10	GEORGIA	0	0	0	0	0-0
11/26/10	at Alabama	0	0	0	0	0-0
12/4/10	South Carolina (SECCG)	0	0	0	0	0-0
1/10/11	Oregon (BCSNCG)	1	1	0	0	0-0

DATE	OPPONENT	TT	UT	AT	PD	INT-YDS
9/3/11	UTAH STATE	2	1	1	0	0-0
9/10/11	* MISSISSIPPI STATE	4	4	0	1	0-0



**JERMAINE** #3  
**WHITEHEAD** DB

5-11 • 183 • Fr. • HS  
Greenwood, Miss. (Amanda Elzy)  
Undecided

**2011** — Saw snaps, but did not record any statistics against Utah State ... Recorded one assisted tackle against Mississippi State.



**GABE** #90  
**WRIGHT** DL

6-3 • 316 • Fr. • HS  
Columbus, Ga. (Carver)  
Undecided

**2011** — Saw playing time in the first two games of the season.

# The Last Time...

## Auburn Team

**Had 35 First Downs...** vs. Western Carolina, 2002 (37)  
**Had 30 First Downs...** vs. Furman, 2009 (30)  
**Had 400 yards rushing...** vs. LSU, 2010 (440)  
**Had 300 yards rushing...** vs. Georgia, 2010 (315)  
**Had 300 yards rushing in consecutive games...** vs. Chattanooga (303); vs. Georgia (315), 2010  
**Had 300 yards rushing in six consecutive games...** at Kentucky (311); vs. Arkansas (330); vs. LSU, (440); at Ole Miss (343); vs. Chattanooga (303); vs. Georgia (315), 2010  
**Had 300 yards rushing in six consecutive SEC games...** vs. South Carolina (334); at Kentucky (311); vs. Arkansas (330); vs. LSU, (440); at Ole Miss (343); vs. Georgia (315), 2010  
**Had 50 or more rushing attempts...** vs. Oregon [BCSNCG], 2011 (50)  
**Had six or more rushing TDs...** vs. Arkansas, 2010 (6)  
**Had five or more rushing TDs...** vs. Georgia, 2010 (5)  
**Had four or more rushing TDs...** vs. Georgia, 2010 (5)  
**Had 350 or more yards passing...** vs. South Carolina [SECCG], 2010 (351)  
**Had 300 or more yards passing...** vs. South Carolina [SECCG], 2010 (351)  
**Had 50 or more pass attempts...** vs. Mississippi State, 1997 (54)  
**Had 30 or more pass completions...** vs. Arkansas, 1995 (34)  
**Had five TDs passing...** vs. Ball State, 2009 (5)  
**Had four TDs passing...** vs. South Carolina [SECCG], 2010 (4)  
**Had three TDs passing...** vs. Utah State, 2011 (3)  
**Had 500 or more yards total offense...** vs. Oregon [BCSNCG], 2011 (519)  
**Had 500 or more yards total offense in consecutive games...** vs. South Carolina [SECCG] (589), vs. Oregon [BCSNCG], 2011 (519)  
**Had 80 or more total plays...** vs. Oregon [BCSNCG], 2011 (85)  
**Scored 70 or more points...** vs. Louisiana-Monroe, 2003 (73)  
**Scored 60 or more points...** vs. Arkansas, 2010 (65)  
**Scored 50 or more points...** vs. South Carolina [SECCG], 2010 (56)  
**Scored 40 or more points...** vs. Mississippi State, 2011 (41)  
**Scored 40 or more points in three consecutive games...** at Ole Miss (51), vs. Chattanooga (62), vs. Georgia (49), 2010  
**Had five or more fumbles...** vs. Southern Miss (5), 2008  
**Did not commit a turnover...** vs. Utah State, 2011  
**Had 200-yard rusher and 100-yard receiver in a game...** vs. Syracuse, 2002 (Carnell Williams [202 rush] and Marcel Willis [113 receiving])  
**Had 150-yard rusher and 150-yard receiver in a game...** at Arkansas, 2001 (Carnell Williams [177 rush] and Tim Carter [156 receiving])  
**Had 100-yard receiver and 100-yard rusher in a game...** vs. Mississippi State, 2011 (Michael Dyer [150 rush], Emory Blake [108 rec])  
**Had two 100-yard rushers in a game...** vs. LSU, 2010 (Cam Newton [217] and Mike Dyer [100])  
**Had two 150-yard rushers in a game...** vs. Mississippi State, 2003 (Brandon Jacobs [182] and Carnell Williams [164])  
**Had three 100-yard rushers in a game ...** vs. Maryland, 1983 (Tommie Agee [219], Lionel James [115] and Bo Jackson [105])  
**Had two 100-yard receivers in a game...** vs. Chattanooga, 2010 (Terrell Zachery [148] and Darvin Adams [106])  
**Had a 60-yard run and a 60-yard pass in a game ...** vs. Alabama, 2009 (Terrell Zachery 67 rush, Chris Todd to Darvin Adams 72 pass)  
**Had three players with 2 rushing TDs...** vs. Louisiana-Monroe, 2003 (Carnell Williams [2], Brandon Jacobs [2], Tre Smith [2])  
**Had three players with 2 TDs...** vs. Georgia, 2010 (Onterio McCalebb [3 rush], Cam Newton [2 rush], Philip Lutzenkirchen [2 rec.])  
**Had two players with seven or more catches in a game ...** Courtney Taylor vs. Alabama, 2003 (7), Silas Daniels vs. Alabama, 2003 (7)  
**Scored a touchdown on offense, defense and special teams...** vs. Louisiana-Monroe, 2008 (2 offense [1 pass, 1 rush], 1 defense [fumble return], 1 special team [punt return])  
**Scored on the first offensive play ...** vs. Alabama, 2003 (Carnell Williams, 80 yard run)  
**Returned a punt for a TD...** vs. Louisiana-Monroe, 2008 (Robert Dunn) [66 yards]  
**Returned a kickoff for a TD...** vs. Utah State, 2011 (Tre Mason) [97 yards]  
**Returned opening kickoff for a TD...** vs. Tennessee-Martin, 2008 (Tristan Davis) [95 yards]  
**Returned three interceptions for TDs...** vs. LSU, 1994 (Ken Alvis, Fred Smith, Brian Robinson)  
**Returned two interceptions for TDs...** vs. LSU, 1994 (Ken Alvis, Fred Smith, Brian Robinson)  
**Returned an interception for a TD...** vs. Mississippi State, 2011 (Demetruce McNeal) [43]  
**Returned two fumbles for TDs...** vs. Vanderbilt, 2002 (Spencer Johnson, Karlos Dansby)

**Returned a fumble for a TD...** vs. Arkansas, 2010 (Zac Etheridge) [47]  
**Blocked a punt ...** vs. Arkansas, 2010 (Antonio Goodwin)  
**Blocked two punts...** vs. La-Monroe, 2003 (3 - Justin Fetsko [2], Donnay Young)  
**Blocked three punts ...** vs. La-Monroe, 2003 (3 - Justin Fetsko [2], Donnay Young)  
**Returned a blocked punt for a TD...** vs. Florida, 2006 (Tre Smith)  
**Blocked a field goal ...** vs. Kentucky, 2009 (Jake Ricks)  
**Returned a blocked field goal for a TD...** vs. Kentucky, 2009 (Neiko Thorpe) [69]  
**Blocked two field goals in a game...** at Georgia, 2001 (Alton Moore, 2)  
**Blocked a PAT attempt ...** vs. Arkansas State, 2010 (Mike Blanc)  
**Blocked two PAT attempt ...** vs. LSU, 1998 (Charles Dorsey, 2)  
**Missed a kicking PAT...** vs. Chattanooga, 2010 (Wes Byrum)  
**Had a punt blocked...** at Mississippi State, 2009 (Clinton Durst)  
**Had a field goal blocked...** at Mississippi State, 2010 (Wes Byrum)  
**Had a successful on-side kick...** vs. Utah State, 2011 (Chandler Brooks/Emory Blake)  
**Was held scoreless...** at Alabama, 2008 (0-36)  
**Was held scoreless at Jordan-Hare Stadium...** vs. Southern California, 2003 (0-23)  
**Held an opponent scoreless...** vs. Louisiana-Monroe, 2008 (34-0)  
**Held an opponent scoreless at Jordan-Hare Stadium...** vs. La-Monroe, 2008 (34-0)  
**Held an opponent to five or less first downs...** vs. Ball State, 2001 (5)  
**Held an opponent to 10 or less first downs...** vs. Tennessee, 2008 (9)  
**Intercepted five or more passes...** vs. Northwestern [Outback], 2010 (5)  
**Intercepted four or more passes...** vs. Northwestern [Outback], 2010 (5)  
**Held an opponent to 300 or less yards total offense...** vs. LSU, 2010 (243)  
**Held an opponent to 200 or less yards total offense...** vs. Tennessee, 2008 (191)  
**Held an opponent to 150 or less yards total offense...** at Mississippi State, 2008 (116)  
**Held an opponent to 100 or less yards total offense...** vs. Ball State, 2001 (92)  
**Held an opponent to 100 or less yards rushing...** vs. Oregon [BCSNCG], 2011 (75)  
**Held an opponent to 50 or less yards rushing...** vs. Louisiana-Monroe, 2010 (38)  
**Held an opponent to negative yards rushing...** vs. Florida, 2001 (-36)  
**Held an opponent to 100 or less yards passing...** vs. Kentucky, 2009 (75)  
**Held an opponent without a touchdown...** vs. Louisiana-Monroe, 2010  
**Scored a safety...** vs. Oregon [BCSNCG], 2011 (Mike Blanc)  
**Scored on a fake field goal...** vs. Vanderbilt, 2000 (Duval pass to Diamond)  
**Scored an offensive two-point conversion ...** at Alabama, 2006 (Lee Guess pass from Carl Stewart)  
**Scored two or more offensive two-point conversions...** vs. Florida, 2002 [2]  
**Scored a defensive two-point conversion...** vs. Ole Miss, 2009 (Demond Washington)  
**Had 10 or more penalties...** vs. Northwestern [Outback], 2010 (12)  
**Had 100 or more penalty yards...** Northwestern [Outback], 2010 (140)  
**Had 35 minutes time of possession...** at West Virginia, 2008 (35:19)  
**Was involved in a game that ended in a tie...** vs. Georgia, 1994 (23-23)  
**Was involved in an overtime game...** vs. Clemson, 2010 (27-24 win)  
**Won a game without scoring an offensive touchdown ...** at Miss. State, 2008 (3-2)

## Auburn Player

**Rushed 40 times in a game...** Carnell Williams vs. Syracuse, 2002 (40)  
**Rushed 35 times in a game...** Kenny Irons at Georgia, 2005 (37)  
**Rushed 30 times in a game...** Kenny Irons at Arkansas, 2005 (33)  
**Rushed for 200 yards in a game...** Cam Newton vs. LSU, 2010 (217)  
**Rushed for 150 yards in a game...** Michael Dyer vs. Mississippi State, 2011 (150)  
**Rushed for 100 yards in a game...** Michael Dyer vs. Mississippi State, 2011 (150)  
**Quarterback rushed for 100 yards in a game...** Cam Newton vs. Georgia, 2010 (151)  
**Rushed for 100 yards in five consecutive games...** Kenny Irons vs. Alabama (103), at Georgia (179), at Kentucky (103), vs. Ole Miss (101), at LSU (218), 2005  
**Rushed for 100 yards in four consecutive games...** Kenny Irons vs. Alabama (103), at Georgia (179), at Kentucky (103), vs. Ole Miss (101)  
**Rushed for 100 yards in three consecutive games...** Cam Newton at Kentucky (198), vs. Arkansas (188), vs. LSU (217), 2010  
**Rushed for 100 yards in consecutive games...** Mike Dyer vs. LSU (100), at Ole Miss (180), 2010  
**Rushed for 150 yards in three consecutive games...** Cam Newton at Kentucky (198), vs. Arkansas (188), vs. LSU (217), 2010  
**Rushed for 150 yards in consecutive games...** Cam Newton vs. Arkansas (188), vs. LSU (217), 2010  
**Rushed for 4 or more TDs in a game...** Cam Newton at Kentucky, 2010 (4)  
**Rushed for 3 or more TDs in a game...** Onterio McCalebb vs. Georgia, 2010 (3)  
**Rushed for 2 or more TDs in four consecutive games...** Carnell Williams vs. Western Carolina (2), vs. Vanderbilt (2), at Miss. State (2), vs. Syracuse (2), 2002

# The Last Time...

**Rushed for 2 or more TDs in three consecutive games...** Cam Newton at Kentucky (4), vs. Arkansas (3), vs. LSU (2), 2010

**Rushed for a TD in five consecutive games...** Onterio McCalebb vs. Arkansas (1); vs. LSU (1); at Ole Miss (1); vs. Chattanooga (1); vs. Georgia (3), 2010

**Passed for 400 yards in a game...** Ben Leard at Georgia, 1999 (416)

**Passed for 300 yards in a game...** Cam Newton vs. South Carolina [SECCG], 2010 (335)

**Attempted 50 passes in a game...** Dameyune Craig vs. Mississippi State, 1997 (54)

**Attempted 40 passes in a game...** Kodi Burns at Ole Miss, 2008 (43)

**Threw five TDs in a game...** Chris Todd vs. Ball State, 2009 (5)

**Threw four TDs in a game...** Cam Newton vs. South Carolina [SECCG], 2010 (4)

**Threw three TDs in a game...** Barrett Trotter vs. Utah State, 2011 (3)

**Threw four TDs or more in consecutive games...** Chris Todd vs. West Virginia (4), vs. Ball State (5), 2009

**Threw two TDs or more in five consecutive games...** Cam Newton at Ole Miss (2), vs. Chattanooga (4), vs. Georgia (2), at Alabama (3), vs. South Carolina (4), 2010

**Had 400 yards total offense in a game...** Cam Newton South Carolina [SECCG], 2010 (408)

**Had 300 yards total offense in a game...** Cam Newton vs. Oregon [BCSNCG], 2011 (329)

**Accounted for four or more TDs in a game...** Cam Newton South Carolina [SECCG], 2010 (6)

**Accounted for three or more TDs in a game...** Barrett Trotter vs. Utah State, 2011 (3)

**Accounted for three or more TDs in four consecutive game...** Cam Newton vs. Chattanooga (5), vs. Georgia (4), at Alabama (4), vs. South Carolina (6), 2010

**Caught 15 passes in a game...** Willie Gosha vs. Arkansas, 1995 (17)

**Caught 10 or more passes in a game...** Darvin Adams vs. N'western [Outback], 2010 (12)

**Caught seven or more passes in a game...** Emory Blake vs. Mississippi State, 2011 (7)

**Had 200 or more yards receiving in a game...** Darvin Adams vs. South Carolina [SECCG], 2010 (217)

**Had 150 or more yards receiving in a game...** Darvin Adams vs. South Carolina [SECCG], 2010 (217)

**Had 100 or more yards receiving in a game...** Emory Blake vs. Mississippi State, 2011 (108)

**Had 100 yards receiving in consecutive games...** Darvin Adams vs. Alabama, 2009 (138), vs. Northwestern [Outback], 2010 (142)

**Caught four or more TD passes in a game...** Alexander Wright vs. Pacific, 1989 (4)

**Caught three or more TD passes in a game...** Darvin Adams vs. Furman, 2009 (3)

**Caught two or more TD passes in a game...** Darvin Adams vs. South Carolina [SECCG], 2010 (2)

**Caught a TD pass in consecutive games...** Emory Blake vs. Utah State, vs. Mississippi State, 2011

**Caught a TD pass in three consecutive games...** Emory Blake vs. Oregon [BCSNCG], vs. Utah State, vs. Mississippi State, 2011

**Caught a TD pass in four consecutive games ...** Emory Blake vs. South Carolina [SECCG], vs. Oregon [BCSNCG], vs. Utah State, vs. Mississippi State, 2010/11

**Caught a TD pass in five consecutive games ...** Emory Blake at Alabama; vs. South Carolina [SECCG], vs. Oregon [BCSNCG], vs. Utah State, vs. Mississippi State, 2010/11

**Quarterback caught a TD pass ...** Cam Newton from Kodi Burns at Ole Miss, 2010

**Running back caught two or more TD passes in a game...** Mario Fannin vs. Arkansas St., 2010 (2)

**Running back caught a TD pass in consecutive games ...** Mario Fannin vs. West Virginia, Ball State, 2009

**Tight end caught two or more TD passes in a game...** Philip Lutzenkirchen vs. Georgia, 2010 (2)

**Tight end caught a TD pass in consecutive games ...** Philip Lutzenkirchen vs. Utah State, vs. Mississippi State, 2011

**Scored 15 or more points kicking...** Wes Byrum at Ole Miss, 2010 (15)

**Scored 10 or more points kicking...** Cody Parkey vs. Mississippi State, 2011 (11)

**Kicked five or more field goals in a game...** Jaret Holmes vs. UAB, 1996 (5)

**Kicked four or more field goals in a game...** Wes Byrum at Tennessee, 2009 (4)

**Had 150 kickoff return yards in a game...** Tre Mason vs. Utah State, 2011 (176)

**Had 100 punt return yards in a game...** Robert Dunn vs. Southern Miss, 2008 (103)

**Scored four or more TDs...** Cam Newton at Kentucky, 2010 (4 rush)

**Scored three or more TDs...** Cam Newton vs. Arkansas, 2010 (3 rush)

**Scored a rushing and receiving TD in a game...** Mario Fannin vs. Georgia, 2008

**Had an 80-yard run...** Carnell Williams vs. Alabama, 2003 (80)

**Had a 70-yard run...** Onterio McCalebb vs. LSU, 2010 (70)

**Had a 60-yard run...** Onterio McCalebb at Ole Miss, 2010 (68)

**Completed an 80-yard pass...** Cam Newton to Terrell Zachery vs. Chattanooga, 2010 (80)

**Completed a 70-yard pass...** Cam Newton to Terrell Zachery at Alabama, 2010 (70)

**Completed a 60-yard pass...** Cam Newton to Darvin Adams vs. South Carolina [SECCG],

2010 (62)

**Kicked a field goal of 50 or more yards...** Wes Byrum vs. Southern Miss, 2008 (52)

**Kicked a field goal of 50 or more yards in consecutive games...** John Vaughn, 2006; at Mississippi State (55), vs. Washington State (52)

**Kicked two field goals of 50+ yards in a game...** Win Lyle vs. Tennessee, 1987 [55, 52]

**Had a 70-yard punt...** Kody Bliss vs. Tualne, 2006 (71)

**Had a 60-yard punt...** Ryan Shoemaker vs. New Mexico State, 2007 (67)

**Blocked a field goal in a game...** Tez Doolittle vs. Georgia, 2008

**Blocked two field goals in a game...** Alton Moore at Georgia, 2001

**Blocked a PAT attempt ...** Mike Blanc vs. Arkansas State, 2010

**Blocked two PAT attempts ...** Charles Dorsey vs. LSU, 1998 (2)

**Blocked a punt in a game...** Antonio Goodwin vs. Arkansas, 2010

**Blocked two punts in a game...** Justin Fetsko vs. Louisiana-Monroe, 2003 (2)

**Intercepted three or more passes in a game...** Junior Rosegreen at Tennessee, 2004 (4)

**Intercepted two or more passes in a game...** Josh Byner vs. Arkansas, 2010 (2)

**Intercepted a pass in consecutive games...** Jerraud Powers, 2007; at Georgia; vs. Alabama, 2007

**Intercepted a pass in three consecutive games...** Jerraud Powers, 2007; vs. Tennessee Tech, at Georgia; vs. Alabama

**Recovered two fumbles in a game...** Sen'Derrick Marks at Alabama, 2006 (2)

**Forced two fumbles in a game...** Quentin Groves at Alabama, 2006 (2)

**Intercepted a pass and had a fumble recovery in a game ...** Nick Fairley at Mississippi State, 2010

## An Auburn Opponent

**Scored 50 or more points...** Georgia, 1996 (56) [4 OT]

**Scored 40 or more points...** Arkansas, 2010 (43)

**Had 350 or more yards rushing...** Arkansas, 2002 (426)

**Had 300 or more yards rushing...** Mississippi State, 2011 (333)

**Had 250 or more yards rushing...** Mississippi State, 2011 (333)

**Had 50 or more rushing attempts...** Mississippi State, 2011 (63)

**Had five or more rushing TDs...** Utah State, 2011 (5)

**Had 500 yards passing...** Northwestern [Outback], 2010 (532)

**Had 400 yards passing...** Arkansas, 2010 (428)

**Had 350 yards passing...** Oregon [BCSNCG], 2011 (374)

**Had 300 yards passing...** Oregon [BCSNCG], 2011 (374)

**Had 50 or more pass attempts...** Northwestern [Outback], 2010 (78)

**Had 40 or more pass attempts...** Oregon [BCSNCG], 2011 (41)

**Had 30 or more pass completions...** Arkansas, 2010 (35)

**Had 25 or more pass completions...** Oregon [BCSNCG], 2011 (28)

**Had four or more TDs passing...** Arkansas, 2010 (5)

**Had three or more TDs passing...** Arkansas, 2010 (5)

**Had five passes intercepted...** Northwestern [Outback], 2010 (5)

**Had four passes intercepted...** Northwestern [Outback], 2010 (5)

**Had 600 yards total offense...** Northwestern [Outback], 2010 (621)

**Had 500 yards total offense...** Mississippi State, 2011 (531)

**Had 400 yards total offense...** Mississippi State, 2011 (531)

**Had five or more fumbles...** South Carolina, 2005 (5)

**Lost four or more fumbles...** Mississippi State, 2002 (4)

**Had four or more turnovers...** Louisiana-Monroe, 2010 (3 fum/1 int)

**Returned a punt for a TD...** LSU, 2005 (Skyler Green, 66 yards)

**Returned a kickoff for a TD...** Chattanooga, 2010 (Brian Sutherland, 98 yards)

**Returned an interception for a TD...** Mississippi State, 2007 (Derek Pegues, 20 yards)

**Returned a fumble for a TD...** Arkansas, 1997 (C.J. McLain, 52 yards)

**Returned a blocked punt for a TD...** Mississippi State, 2009 (Robert Elliott, 10 yards)

**Blocked an Auburn punt...** Mississippi State, 2009

**Blocked an Auburn field goal...** Mississippi State, 2010 (Fletcher Cox)

**Had a successful on-side kick...** Ole Miss, 2010 (Andrew Ritter/Fon Ingram)

**Held Auburn to 300 yards total offense...** LSU, 2009 (193)

**Held Auburn to 200 yards total offense...** LSU, 2009 (193)

**Held Auburn below 100 yards rushing...** Utah State, 2011 (78)

**Held Auburn below 50 yards rushing...** Georgia Tech, 2003 (40)

**Held Auburn to negative yards rushing...** Tennessee, 1997 (-15)

**Held Auburn below 100 yards passing...** LSU, 2009 (81)

**Held Auburn to 10 or less first downs...** Alabama, 2008 (8)

**Had 10 or more penalties...** Mississippi State, 2011 (10)

**Had 100 or more yards in penalties...** Arkansas, 2007 (100)

# The Last Time...

---

**Had two 100-yard rushers in a game...** Mississippi State, 2011 [Vick Ballard, 135; Chris Relf, 106]

**Had two 100-yard receivers in a game...** Northwestern [Outback], 2010 [Andrew Brewer, 133; Drake Dunsmore, 120]

**Had a 100-yard rusher and a 100-yard receiver...** Ole Miss, 2009 [Dexter McCluster, 186 rush; Shay Hodge, 105 rec.]

**Had a 100-yard rusher and two 100-yard receivers...** Tulane, 2006 [Matt Forte, 117 rush; Preston Brown, 139 rec.; Damarcus Davis, 126 rec.]

**Did Not Have a Turnover ...** Utah State, 2011

**Scored a safety...** Mississippi State, 2008 (Ryan Pugh holding penalty)

**Scored a two-point conversion...** Oregon [BCSNCG], 2011 (twice)

**Had 35 minutes time of possession...** Utah State, 2011 (37:41)

## An Opposing Player

**Rushed for 200 yards in a game...** Noel Devine, West Virginia, 2008 (207)

**Rushed for 150 yards in a game...** Dexter McCluster, Ole Miss, 2009 (186)

**Rushed for 100 yards in a game...** Vick Ballard, Mississippi State, 2011 (135); Chris Relf, Mississippi State, 2011 (106)

**Passed for 400 yards in a game...** Mike Kafka, Northwestern [Outback], 2010 (532)

**Passed for 350 yards in a game...** Darron Thomas, Oregon [BCSNCG], 2011 (363)

**Passed for 300 yards in a game...** Darron Thomas, Oregon [BCSNCG], 2011 (363)

**Attempted 70 passes in a game...** Mike Kafka, Northwestern [Outback], 2010 (78)

**Attempted 60 passes in a game...** Mike Kafka, Northwestern [Outback], 2010 (78)

**Attempted 50 passes in a game...** Mike Kafka, Northwestern [Outback], 2010 (78)

**Attempted 40 passes in a game...** Ryan Aplin, Arkansas State, 2010 (42)

**Completed 40 passes in a game...** Mike Kafka, Northwestern [Outback], 2010 (47)

**Completed 25 passes in a game...** Darron Thomas, Oregon [BCSNCG], 2011 (27)

**Threw three or more TD passes in a game...** Aaron Murray, Georgia, 2010 (3)

**Had 400 yards total offense...** Mike Kafka, Northwestern [Outback], 2010 (562)

**Had 350 yards total offense...** Greg McElory, Alabama, 2010 (367)

**Accounted for 3 or more TDs...** Tyler Wilson, Arkansas, 2010 (4)

**Threw, Ran and Caught a TD in a game...** Randall Cobb, Kentucky, 2010 (2 rush, 1 pass, 1 rec.)

**Caught 10 or more passes...** Julio Jones, Alabama, 2010 (10)

**Caught seven or more passes...** Jeff Maehl, Oregon [BCSNCG], 2011 (9)

**Three or more players caught seven or more passes...** Zeke Marskshausen (12), Sidney Stewart (10), Drake Dunsmore (9), Andrew Brewer (8), Northwestern [Outback], 2010

**Had 100 yards receiving...** Jeff Maehl, Oregon [BCSNCG], 2011 (153)

**Had 200 yards receiving...** Charles Lee, Central Florida, 1999 (203)

**Caught three or more TD passes...** Chris Collins, Ole Miss, 2002 (3)

**Caught two or more TD passes...** LaMichael James, Oregon [BCSNCG], 2011 (2)

**Scored three TDs...** Randall Cobb, Kentucky, 2010 (3)

**Had a 90-yard run...** Guy Minor, LSU, 1936 (90)

**Had an 80-yard run...** Jeff Scott, Ole Miss, 2010 (83) [TD]

**Had a 70-yard run...** Jeff Scott, Ole Miss, 2010 (83) [TD]

**Had a 60-yard run...** Jeff Scott, Ole Miss, 2010 (83) [TD]

**Completed an 80-yard pass...** Darren Thomas to Jeff Maehl, Oregon [BCSNCG], 2011 (81)

**Completed a 70-yard pass...** Darren Thomas to Jeff Maehl, Oregon [BCSNCG], 2011 (81)

**Completed a 60-yard pass...** Darren Thomas to Jeff Maehl, Oregon [BCSNCG], 2011 (81)

**Kicked a 50-yard field goal...** Steve Lindsey, Ole Miss, 1997 (52)

**Had a 70-yard punt...** Blake McAdams, Mississippi State, 2007 (73)

**Had a 60-yard punt...** Tyler Bennett, Utah State, 2011 (60)

**Made three or more FGs ...** Colt David, LSU, 2007 (3)