



AUBURN TIGERS

2011 FOOTBALL



GAME 2

#23/19 AUBURN (1-0, 0-0 SEC) VS. MISSISSIPPI STATE (1-0, 0-0 SEC)

SEPT. 10, 2011 • 11:21 A.M. CT • TV: SEC NETWORK

JORDAN-HARE STADIUM (87,451) • AUBURN, ALA.



QUICK FACTS

COACHES

Gene Chizik (Florida, 1985)
 Auburn Record23-5 (3rd year)
 vs. Mississippi State2-0
 Overall Record28-24 (5th year)
 vs. Mississippi State2-0

Dan Mullen (Ursinus, 1994)
 MSU Record 15-11 (3rd year)
 vs. Auburn0-2
 Overall RecordSame
 vs. AuburnSame

SERIES

AU leads, 59-23-2
 at AuburnAU leads, 26-6
 at StarkvilleAU leads, 12-4-1
 at Neutral sitesAU leads, 21-13-1
 at Birmingham, AL.....AU leads, 14-11-1
 at Columbus, MSAU leads, 1-0
 at Jackson, MS.....AU leads, 5-2
 at Montgomery, ALAU leads, 1-0
 Last Meeting.....AU 17, MSU 14
 Sept. 9, 2010 in Starkville, Miss
 Current Streak.....AU, W3

RANKINGS

Auburn23rd Associated Press/19th *USA Today*
 Miss. St.....20th Associated Press/20th *USA Today*

TELEVISION • SEC NETWORK

Dave NealPlay-by-play
 Andre Ware.....Analyst
 Cara CapuanoSideline Reporter

RADIO • AUBURN IMG NETWORK

The Auburn IMG Sports Network provides radio coverage to more than 50 stations that cover the Southeast. Rod Bramblett (play-by-play), Stan White (color), Quentin Riggins (sideline), Paul Ellen (studio & SEC Report), Andy Burcham (locker room).

SATELLITE RADIO.....TBA
 LOCALLY.....WKKR-FM (97.7)

INTERNET

Live audio & statswww.auburntigers.com
 Live video.....espn3.com
 FacebookAUathletics
 TwitterFootballAU

THE GAME

Auburn begins Southeastern Conference play Saturday at home against the Mississippi State Bulldogs. Last season, the Tigers won 17-14 in the first of five games decided by three points or less. The game will be televised by the SEC Network.

AUBURN HEADLINES

- ▶ The Tigers hold a 59-23-2 (.714) record all-time against Mississippi State and have won three straight against the Bulldogs.
- ▶ Auburn currently owns the longest winning streak in the FBS at 16 consecutive games. The streak is the third-longest streak in team history and longest since the 1993-94 Tigers set the program record with a 20 game winning streak.
- ▶ Auburn is 44-28-5 in SEC openers, including a 17-1 mark in its last 18 league openers.
- ▶ Under Gene Chizik, Auburn is 6-2 when trailing by 10 points or more in a game.
- ▶ The Tigers have won nine consecutive games at Jordan-Hare Stadium, which is tied for the 11th longest win streak at the stadium in program history. Auburn has had 10 double-digit win streaks at Jordan-Hare Stadium.
- ▶ Sophomore RB Michael Dyer has just seven carries for negative yards (minus 14 yards total) in 196 career rushing attempts. Dyer had one negative rush attempt last week vs. Utah State.
- ▶ Last week, Auburn scored the game-winning TD with 30 seconds remaining, marking the first time since 2007 the Tigers have won a game when trailing with 2:07 or less left in game.
- ▶ Auburn is now 8-0 in games decided by four points or less under head coach Gene Chizik. The Tigers are 4-0 in SEC games with a margin of four points or fewer under Chizik.
- ▶ Auburn's victory over Utah State was the fourth fourth-quarter rally and the fifth rally when trailing at halftime by the Tigers in the Chizik era.
- ▶ The Tigers and Bulldogs have not met with both teams nationally ranked since the 2000 season when Auburn was 15/13 and MSU was 20th in both polls. Mississippi State won that game 17-10 in Starkville.
- ▶ As of Sept. 4, the Tigers have been ranked in the Associated Press & USA Today Coaches 25 polls for the past 18 consecutive weeks.
- ▶ Junior WR Emory Blake has at least one touchdown catch in the last four consecutive games dating back to 2010.
- ▶ Auburn has had 11 straight winning seasons at Jordan-Hare Stadium, which is now in its 72nd year as the Tigers' home. Auburn is 66-15 (.815) at home since the 2000 season.
- ▶ The Tigers are 4-1 in games with a morning kickoff under head coach Gene Chizik.

#23/19 AUBURN (1-0)

Date	Opponent	Score/Time
Sept. 3	UTAH STATE [ESPN2]	W, 42-38
Sept. 10	#20/20 MISSISSIPPI ST. [SECN]	11:21 a.m.
Sept. 17	at Clemson [ABC]	11 a.m.
Sept. 24	FLORIDA ATLANTIC	TBA
Oct. 1	at #12/12 South Carolina	TBA
Oct. 8	at #15/14 Arkansas	TBA
Oct. 15	#22/23 FLORIDA	TBA
Oct. 22	at #4/4 LSU	TBA
Oct. 29	OLE MISS	TBA
Nov. 12	at #19/22 Georgia	TBA
Nov. 19	SAMFORD [HC]	TBA
Nov. 26	#2/2 ALABAMA [CBS]	TBA

All times Central

#20/20 MISSISSIPPI STATE (1-0)

Date	Opponent	Score/Time
Sept. 1	at Memphis [Sports South]	W, 59-14
Sept. 10	at #23/19 Auburn [SECN]	11:21 am
Sept. 15	#4/4 LSU [ESPN]	7 pm
Sept. 24	LOUISIANA TECH	TBA
Oct. 1	at #19/22 Georgia	TBA
Oct. 8	at UAB [Sports South]	11 am
Oct. 15	#12/12 SOUTH CAROLINA	TBA
Oct. 29	at Kentucky	TBA
Nov. 5	TENNESSEE MARTIN	TBA
Nov. 12	#2/2 ALABAMA	TBA
Nov. 19	at #15/14 Arkansas	TBA
Nov. 26	OLE MISS	TBA

All times Central

2011 Auburn Football Game Notes

STATISTICAL COMPARISON

AUBURN VS. MISSISSIPPI STATE 2011 STATISTICS

	<u>AU</u>	<u>MSU</u>
Points Scored	42.0	59.0
Total Offense	364.0	645.0
First Downs	17.0	24.0
Rushing Yards	78.0	309.0
Passing Yards	286.0	336.0
Time of Possession	22:19	22:40
3rd Down Pct.	33%	33%
Points Allowed	38.0	14.0
Yards Allowed	448.0	338.0
Rushing Yards Allowed	227.0	164.0
Passing Yards Allowed	221.0	174.0

RETURNING STATISTICAL LEADERS

2011 STATISTICS

RUSHING YARDS

AUBURN	MISSISSIPPI STATE
Michael Dyer57	Vick Ballard.....166
Onterio McCalebb....44	Chris Relf.....51
Tre Mason2	Tyler Russell32

PASSING YARDS

AUBURN	MISSISSIPPI STATE
Barrett Trottrt.....261	Chris Relf.....202

RECEPTIONS

AUBURN	MISSISSIPPI STATE
Emory Blake95	Jameon Lewis113
Travante Stallworth ..93	Arceto Clark72
Onterio McCalebb....43	Chad Bumphis44
Trovon Reed33	Sam Williams27

POINTS SCORED

AUBURN	MISSISSIPPI STATE
Michael Dyer12	Vick Ballard.....18
Five tied with6	Jameon Lewis12
	D. DePasquale.....8

TACKLES

AUBURN	MISSISSIPPI STATE
Jonathan Evans.....14	Deontae Skinner7
Jake Holland11	Four tied with5
Neiko Thorpe9	
Demetruce McNeal7	

INTERCEPTIONS

AUBURN	MISSISSIPPI STATE
NA	Nickoe Whitley1

SACKS

AUBURN	MISSISSIPPI STATE
Dee Ford.....1.0	Trevor Stigers1.0
	Josh Boyd1.0

AU IN SEC OPENERS

Auburn is 44-28-5 in SEC openers, and is 17-1 in its last 18 league openers and has won three straight.

In its last 13 SEC openers, Auburn has outscored its opponents 403-150.

The Tigers are 13-2 since 1980 in SEC openers played in Auburn.

TIGERS WIN STREAK TOPS IN FBS

Auburn's current 16-game winning streak is the longest in the FBS and is the only double-digit streak. The Stanford Cardinal are second with a nine game winning streak, while Nevada and Ohio State each have a seven game streak.

The closest SEC team is Auburn's next opponent, Mississippi State, which owns a three-game win streak.

TIGERS DOWN, NEVER OUT

Under Gene Chizik, Auburn is 6-2 when trailing by 10 points or more in a game. The Tigers trailed Utah State by 14 (21-7) in the first quarter and 10 points in the fourth quarter before rallying for a 42-38 win.

Last season, Auburn had double-digit deficits against Clemson, South Carolina, Georgia and Alabama but fought back to earn the win against each.

In 2009, Chizik's first Auburn team rallied to defeat West Virginia after trailing by 14. Auburn's two losses in those games came against LSU and Arkansas, both in 2009.

Prior to Chizik's arrival, Auburn was 4-44 during a 14-year span from 1995-2008 when trailing by 10 or more points. Deficits overcome by Tigers under Chizik:

Deficit	Score/Qtr.	Opponent/Year	Final
24	24-0/2Q	at Alabama/2010	W, 28-27
14	21-7/2Q	Utah State/2011	W, 42-38
14	17-3/3Q	Clemson/2010	W, 27-24
14	21-7/2Q	Georgia/2010	W, 49-31
14	14-0/1Q	West Virginia/2009	W, 41-30
13	20-7	South Carolina/2010	W, 35-27

MASON EARNS SEC HONORS

True freshman RB Tre Mason earned Southeastern Conference Co-Freshman of the Week honors following his performance in Auburn's 42-38 win over Utah State on Sept. 3.

Mason, from Lake Worth, Fla., made an immediate impact on special teams when he totaled 176 kickoff return yards including a 97-yard return for a touchdown against the Aggies.

Mason's 97-yard return was tied for the eighth longest kickoff return in Auburn history and was the first by a freshman since Brad Lester in 2005 against Ball State.

Mason's 176 KO return yards was tied for the third-most in a game in Auburn history.

Currently, Mason is fourth in the NCAA averaging 44.0 yards per KO return and is one of just four players to return a KO for a touchdown last week.

ON-SIDE SURPRISE

Auburn has successfully converted its last four consecutive on-side kicks after last Saturday's conversion against Utah State.

Senior kicker Chris Brooks set up Auburn's game-winning touchdown drive by converting an on-side kick with 2:07 left in the game. The kick was recovered by WR Emory Blake.

Prior to Brooks' kick, former AU kicker Wes Byrum converted his last three on-side kicks, all of which were "surprise" kicks.

Byrum converted a "surprise" on-side kick to open the second half against Georgia in 2010; in the first quarter against Alabama in 2009 and in the second quarter against West Virginia on the road in 2008.

SPECIAL TEAMS DELIVER

Auburn's special teams were in top form against Utah State. Kicker Cody Parkey crushed four of six kickoffs for touchbacks and hit all six PAT attempts.

Punter Steven Clark averaged 43.5 ypp (31st in NCAA) and had a long punt of 48 yards. Clark also pinned the Aggies inside the 20 once.

Kicker Chris Brooks converted a crucial on-side kick which was recovered by Emory Blake to set up AU's game-winning score late in the fourth quarter.

Freshman Tre Mason ignited the return game, taking one kickoff 97-yards for a touchdown and averaging 44.0 yards per return.

YOUTH IN THE TRENCHES

Auburn's 2011 starters on the offensive line- Jared Cooper, John Sullen, Chad Slade, Reese Dismukes & Brandon Mosley- entered the season opener with a combined 11 starts between them, all made by Mosley last year.

In contrast, Auburn's 2010 starters on the offensive line- Lee Ziemba, Mike Berry, Ryan Pugh, Byron Isom & A.J. Greene- entered the season opener with a combined 109 career starts. Only Greene was making his first start that day.

By the end of the 2010 season Auburn's four seniors on the o-line had combined to start 165 games with Ziemba starting 52, Pugh 46, Berry 35 and Isom 32.

IN SEPTEMBER

Auburn is 153-47-5 (.751) all-time in the month of September, and has won 29 of its last 33 September contests, 15 of its last 16 and 10 in a row. The Tigers have posted a winning record during the month of September in each of the previous 12 seasons and 27 of the past 30, with the last losing month coming in 1998 (1-2).

AU-MSU TIES

There are several ties between the Auburn and Mississippi State coaches, and administration.

Auburn offensive line coach Jeff Grimes and Mississippi State offensive coordinator/QB coach Les Koenning each coached at Texas A&M in 1996. Grimes was an offensive graduate assistant for the Aggies, while Koenning coached wide receivers that season.

2011 Auburn Football Game Notes

Auburn defensive coordinator Ted Roof and Bulldogs' co-defensive coordinator/LB's coach Geoff Collins each coached at Georgia Tech from 1999-2001. Roof was the Yellow Jackets' defensive coordinator from 1999-2001, while Collins was a defensive graduate assistant.

Tigers' safeties coach Tommy Thigpen and MSU head coach Dan Mullen and running game coordinator/o-line coach John Hevesy each coached at Bowling Green from 2001-02. Thigpen coached cornerbacks and was special teams coordinator, while Mullen was the Falcons' quarterbacks coach and Hevesy coached offensive tackles and tight ends.

Bulldogs' running backs coach Greg Knox coached wide receivers at Auburn from 1999-2008.

Mississippi State Athletics Director Scott Stricklin was AU's Associate Director of Media Relations from 1993-98.

CHIZIK IN THIRD YEAR

Gene Chizik is one of just three head coaches to have won a BCS National Championship with less than five years experience as a head coach at the college or NFL level.

After taking Auburn to the BCS title in just his fourth season as a head coach, Chizik joined Bob Stoops (Oklahoma, 2nd year) and Larry Coker (Miami, 1st year) to have accomplished the feat. Stoops led OU to the 2000 BCS Championship, while Coker led Miami to the 2001 title.

In two seasons at Auburn, Chizik has compiled a record of 23-5 and 11-5 in SEC play. Chizik became the first Auburn head coach to take the Tigers to a bowl game in his first season at the helm (2009).

Chizik has been a part of three perfect teams in the past seven years, 2010 and 2004 with Auburn and 2005 with Texas.

AU vs. RANKED TEAMS

Under Gene Chizik, the Tigers have posted a 7-2 record against ranked teams and have won their last six straight. Auburn went 6-0 against ranked teams last season and was 1-2 in Chizik's first year of 2009. Auburn's last loss to a ranked team was a 26-21 setback against Alabama in 2009.

TIGERS TOUGH IN NAILBITERS

Last Saturday's 42-38 win kept the Tigers perfect under head coach Gene Chizik in games decided by four points or less, Auburn is now 8-0 in those games.

The Tigers went 5-0 last season in games decided by four points or less, and 2-0 in 2009.

Since 2000, Auburn is 25-8 (.758) in those games.

RALLY CAPS

Five times in the Chizik era the Tigers have rallied to win after trailing at halftime. The 2011 Tigers rallied from a 21-14 halftime deficit against Utah State in the season opener for a 42-38 victory.

The 2010 Tigers pulled the trifecta, over-

coming deficits to Clemson, South Carolina (reg. season) and Alabama. Chizik's first team (2009) had one halftime rally to beat West Virginia.

Auburn has had a pair of "walk-off" wins under Chizik, both coming last year. The Tigers defeated Oregon in the BCS National Championship Game and Kentucky on the road on field goals as time expired.

Auburn halftime rallies under Chizik:

Date	Opponent/Halftime	Final
9/3/11	Utah State/Trailed 21-14	W, 42-38
11/26/10	at Alabama/Trailed 24-0	W, 28-27
9/25/10	South Carolina/Trailed 20-14	W, 35-27
9/18/10	Clemson/Trailed 17-3	W, 27-24 OT
9/19/09	West Virginia/Trailed 21-20	W, 41-30

MISSISSIPPI TIGERS-ALABAMA BULLDOGS

Auburn has three players on its roster from the state of Mississippi: Jermaine Whitehead is from Greenwood, Miss.; Drew Cole is from Picayune, Miss. and Aubrey Phillips is from Olive Branch, Miss.

Mississippi State has 12 players on its roster from Alabama: Brandon Heavens from Bessemer, Ala. (Jess Lanier); Brandon Maye from Mobile, Ala. (Davidson); Chris Hughes from Mobile, Ala. (Davidson); Chris Relf from Montgomery, Ala. (Carver); Louis Watson from Mobile, Ala. (St. Paul's Episcopal); Adrian Marcus is from Alabaster, Ala. (Thompson); Brian Egan is from Prattville, Ala.; Brandon Wilson is from Tuscaloosa, Ala. (Northridge); Corbin Stewart is from Birmingham, Ala. (Briarwood Christian); Blaine Clausell is from Mobile, Ala. (Baker); Malcolm Johnson is from Tuscaloosa, Ala. (Northridge) and Kendrick Cook is from Attalla, Ala. (Etowah).

TIGERS SECOND IN FRESHMEN PLAYED

Auburn played 13 true freshmen in Saturday's season-opening win against Utah State, which was the second-most of any FBS team. Only the Texas Longhorns played more true freshman, putting 18 on the field against Rice.

Auburn's true freshmen that played vs. Utah State: Reese Dismukes, Erique Florence, Tre Mason, Jermaine Whitehead, Quan Bray, Justin Garrett, Robenson Therezie, C.J. Uzomah, Gabe Wright, Devaunte Sigler, Angelo Blackson, Kiehl Frazier and Brandon Fulse.

The list of teams playing 10 or more true freshmen in the season opener:

Team	Opponent	Freshmen Played
Texas	Rice	18
Auburn	Utah State	13
Virginia	William & Mary	12
Tennessee	Montana	12
Clemson	Troy	12
Ohio State	Akron	12

TIGERS PERFECT TWICE SINCE 2004

Auburn is the only Southeastern Conference team to record two perfect seasons since 2004, going 13-0 in '04 and 14-0 in 2010. Since the 2004 season, Auburn has won 39 of its 56 SEC games and 41 of its 58 games against SEC schools, including the 2004 (vs. Tennessee) and 2010 (vs. South Carolina) SEC Championship games. SEC record since 2004:

	W-L	Pct.
Florida	41-16	.719
Auburn	40-17	.702
LSU	40-17	.702
Alabama	37-20	.649
Georgia	35-22	.614
Tennessee	32-25	.561
Arkansas	28-29	.491
South Carolina	28-29	.491
Kentucky	18-39	.316
Mississippi State	18-39	.316
Ole Miss	16-41	.281
Vanderbilt	13-44	.228

AU IN OT

Auburn OT Record: 6-5

Home: 4-3

Road: 0-2

Neutral: 2-0

Date	Opponent	Result
11/16/96	GEORGIA (4OT)	L, 56-49
9/25/99	OLE MISS	L, 24-27
11/11/00	GEORGIA	W, 29-26
10/20/01	LA TECH	W, 48-41
9/28/02	SRACUSE (3OT)	W, 37-34
10/19/02	at Florida	L, 30-23
10/22/05	at LSU	L, 20-17
9/8/07	SOUTH FLORIDA	L, 26-23
12/31/07	vs. Clemson*	W, 23-20
1/1/10	vs. Northwestern^	W, 38-35
9/18/10	CLEMSON	W, 27-24

All games 1 OT unless noted

Home Games All Caps

* Chick-fil-A Bowl

^ Outback Bowl

AU OT Records:

First OT Game in SEC History: Auburn vs. Georgia, 1996

Most OT Periods: 4, vs. Georgia, 1996

Most OT Points Scored: 21 vs. Georgia, 1996

Most Rushing Yards: 40, Carnell Williams vs. Syracuse, 2002

Most Passing Yards: 45, Dameyune Craig vs. Georgia, 1996

Most Receiving Yards: 23, Karsten Bailey vs. Georgia, 1996

2011 Auburn Football Game Notes

AUBURN IN 2011 BY THE NUMBERS

CATEGORY	2011
Record.....	1-0
SEC.....	0-0
West.....	0-0
East.....	0-0
Non-Conference.....	1-0
Home.....	1-0
Away.....	0-0
Neutral.....	0-0
Day.....	1-0
Night (6 p.m. or later).....	0-0
TV Games.....	1-0
ABC.....	0-0
CBS.....	0-0
ESPN.....	0-0
ESPN2.....	1-0
ESPNU.....	0-0
ESPN3D.....	0-0
FSN.....	0-0
SEC Network.....	0-0
Scoring First.....	0-0
Opponent Scoring First.....	1-0
Leading at Half.....	0-0
Trailing at Half.....	1-0
Tied at Half.....	0-0
Leading after Third.....	0-0
Trailing after Third.....	1-0
Tied after Third.....	0-0
Overtime Games.....	0-0
Scoring fewer than 20 pts.....	0-0
Scoring 20+ points.....	0-0
Scoring 30+ points.....	1-0
Allowing fewer than 20 pts.....	0-0
Allowing 20+ points.....	0-0
Allowing 30+ points.....	1-0
Rushing for less than 100 yds.....	1-0
Rushing for 100+ yds.....	0-0
Rushing for 200+ yds.....	0-0
Passing for 200+ yds.....	1-0
Passing for 300+ yds.....	0-0
Totaling less than 300 yds.....	0-0
300+ yds. of total offense.....	1-0
400+ yds. of total offense.....	0-0
Allowing less than 100 yds. rushing.....	0-0
Allowing less than 300 yds. total off.....	0-0
Allowing 300+ yds. total offense.....	1-0
Having 100-yd. rusher.....	0-0
Opp. have 100-yd. rusher.....	0-0
No turnovers.....	1-0
Fewer than 3 turnovers.....	0-0
3 or more turnovers.....	0-0
No takeaways.....	1-0
Fewer than 3 takeaways.....	0-0
3 or more takeaways.....	0-0
More than 30:00 of possession.....	0-0
Less than 30:00 of possession.....	1-0

STRONG DEBUT

Junior Barrett Trotter completed 17-of-23 passes to set an Auburn record for completion percentage by QB in his first career start.

Trotter hit 74 percent of his passes to surpasses eclipsed Chris Todd's previous school best of 68 percent when he completed 21-of-31 passes against Southern Mississippi in his first career start.

Trotter threw for 261 yards and three touchdowns in Auburn's 42-38 win over Utah State. Trotter became the fifth consecutive Auburn QB to win his starting debut and sixth Tigers' QB to throw three touchdowns or more in his debut.

Trotter's 261 yards passing was the fourth-best total for a first-time starter.

2-MINUTE THRILL

Auburn's 14-point outburst in a span 1:37 of last week's win over Utah State was the 10th time in the Chizik era the Tigers have scored 14 points or more in two minutes or less of game time.

The 2009 Tigers set the bar by scoring 16 points in 1:27 of game time in the second quarter vs. Ball State. The '09 team also scored 14 points in :08 against Ole Miss. Auburn's most productive two minutes under Chizik.

The 2010 Tigers scored 14 points in less than two minutes six times. See the chart on next page for full details.

RUSHING STREAK SNAPPED

Auburn's 78 yards rushing vs. Utah State snapped a string of 27 consecutive games with 100 yards or more by the Tigers. Previously, the last time Auburn was held under the century mark was on Nov. 29, 2008, by Alabama. The Tide held Auburn to 57 yards on 30 attempts.

The 42-38 win over Utah State marked the first time since 2007 the Tigers have won when being held under 80 yards rushing.

Auburn defeated Kansas State on Sept. 1, 2007, in the season opener, 23-13 despite being held to 62 rushing yards on 37 attempts.

That 2007 game was not the last time the Tigers won when held under 100 rushing yards, however. The 2008 Tigers defeated Tennessee 14-12 when the Vols held Auburn to 97 rushing yards on 38 carries.

Prior to the win over Utah State, Auburn had lost three straight games when rushing for less than 100 yards: Arkansas, Ole Miss and Alabama all in 2008.

THE 800 CLUB

For the first time in Auburn history the Tigers returned a pair of rushers who each ran for 800 yards or more the previous season. Junior Oterio McCalebb ran for 810 yards, third-best in 2010, while sophomore Michael Dyer rushed for an AU freshman record (second-most on team) 1,093 yards last season.

Auburn has come close to having a pair of 800-yard rushers return the following season, the most recent coming in 2003 when Carnell Williams ran for 745 yards and Ronnie Brown ran for 1,008 yards in 2002.

The Tigers nearly turned the feat in 1983 with Bo Jackson and Lionel James. Jackson ran for a then freshman record 829 yards and James rushed for 779 yards in 1982.

1,000 YARD RETURNER

Michael Dyer is Auburn's first returning 1,000-yard rusher since 2006 when RB Kenny Irons returned for his senior season. Irons led the SEC in rushing in 2005 with 1,293 yards and followed that by totaling 893 yards in '06.

Auburn has not had a rusher total 1,000 yards or more in consecutive seasons since Carnell Williams in 2003-04. Williams ran for 1,307 in 2003 and 1,165 in 2004.

Dyer rushed for an AU freshman-record 1,093 yards in 2010. Dyer is the 14th player in AU history to rush for 1,000 yards or more and is in position to become just the fourth Auburn player to post consecutive 1,000-yard rushing seasons. Auburn's three previous players are:

1978	James Brooks	1,208
1979	James Brooks	1,314
1994	Stephen Davis	1,263
1995	Stephen Davis	1,068
2003	Carnell Williams	1,307
2004	Carnell Williams	1,165

TIGERS, BADGERS & CORNHUSKERS

Auburn is one of two teams in the FBS to have two returning running backs who each rushed for 700 yards or more last season. Wisconsin is the second team as the Badgers return RB's James White (1,052 yards) and Montee Ball (996 yards) from last season.

A third team, Nebraska, also returns two players who rushed for 700 yards or more last season but only one is a running back. Quarterback Taylor Martinez ran for 965 yards and RB Rex Burkhead rushed for 951 yards in 2010.

2011 SENIOR CLASS

The Tigers began last season with a program-record 24 seniors, all of which had playing experience or had lettered. Auburn opened the 2011 season with just 11 seniors who have lettered, which is tied for the third lowest total in the modern era.

The 1978 Tigers had the fewest seniors who had lettered with nine. The 1973 team had 10, while the 1981, 2001 and 2011 teams each had 11.

Auburn's 2011 senior class includes: Quindarius Carr, Drew Cole, Jared Cooper, Eltoro Freeman, A.J. Green, Josh Harris, Davis Hooper, Chris Humphries, Brandon Mosley, Ashton Richardson and Neiko Thorpe.

PRESEASON RANKINGS

For the eighth time in the last nine years Auburn was nationally ranked to begin the season. The Tigers were ranked 23rd in the Associated Press poll, and 19th in the *USA Today* Coaches' poll prior to the 2011 season opener.

It marked the second straight season under head coach Gene Chizik the Tigers have been ranked in the preseason polls after coming in at

2011 Auburn Football Game Notes

No. 22 in the AP and No. 23 in the Coaches' polls to begin the 2010 season.

In the eight prior seasons Auburn has had a preseason ranking, the Tigers have finished the season ranked five times, missing the final polls in 2008 and 2003.

JORDAN-HARE STADIUM

Now celebrating its 72nd year as home to the Auburn football team, Jordan-Hare Stadium is the nation's 10th-largest on-campus stadium, with a capacity of 87,451 fans. The Tigers, who have averaged more than 80,000 fans per game during each of the past 17 seasons, are 280-69-7 (.796) all-time at Jordan-Hare Stadium.

Auburn has had 11 straight winning seasons at Jordan-Hare Stadium, posting a mark of 66-15 (.815) at home since the 2000 season. The Tigers were undefeated at home three times, going 7-0 in 2000 & 2004 and 8-0 in 2010.

PELTON STEPS IN

Former Auburn All-SEC defensive lineman Mike Pelton became the Tigers d-line coach following 2010 after former d-line coach Tracy Rocker left to join the Tennessee Titans in the NFL.

Pelton spent the 2008 & 2009 seasons coaching the defensive line under Gene Chizik who was head coach at Iowa State. Pelton coach defensive ends at Vanderbilt in 2010 and was briefly at Louisiana-Lafayette in January 2011 as the d-line coach before re-joining Chizik at Auburn.

Pelton earned All-SEC First Team honors in 1994 as defensive tackle at Auburn and helped lead the Tigers to a 20-1-1 record over the 1993 & 1994 seasons.

30+ POINTS EQUALS VICTORY

Auburn has won 66 consecutive games when scoring 30 or more points. The last time the Tigers lost when registering at least 30 points was a 56-49, four overtime loss to Georgia in 1996. In its history, Auburn is now 285-4 all-time when scoring at least 30 points.

WHEN SCORING 20+ POINTS

Since 2001, Auburn is 93-11 (.894) when scoring 20 or more points in a game. Dating back to the start of the 1993 season, Auburn is 136-18-1 (.877) when scoring 20 or more points in a game.

ON THIS DATE

The Tigers have posted a 5-0 record in games played on Sept. 10. All of those games were played in Auburn.

Games on Sept. 10:

1977	Arizona	W, 21-10
1983	Southern Miss	W, 24-3
1988	Kentucky	W, 20-10
1994	Northeast La.	W, 44-12
2005	Mississippi State	W, 28-0

RECRUITING TOP CLASS

Auburn has brought in consecutive top five recruiting classes. The 2011 class was ranked

No. 1 in the nation by Scouts.com and No. 3 nationally by ESPN.com. Auburn's 2010 recruiting class was ranked No. 4 in the nation by both ESPN.com/Scouts, Inc., and Rivals.com and sixth by Scout.com.

TIGER GRADS

Auburn begins the season with two graduates on its roster.

Quarterback Barrett Trotter earned an undergraduate degree in criminology in Summer 2011 and is currently taking graduate classes.

Wide Receiver Quindarius Carr earned his undergraduate degree in criminology in Fall 2010 and is taking graduate classes.

TIGER CSS

Comcast/Charter Sports Southeast (CSS) will broadcast encore presentations of Auburn football every Sunday at 6 p.m. ET/5 p.m. CT, and on Wednesdays at 12 p.m. ET/11 a.m. CT. CSS will also air the Auburn Football Everyday Show every Friday at 3:30 p.m. ET/2:30 p.m. CT.

CSS is a 24-hour regional sports network serving over six million customers in 13 states.

AUBURN FOOTBALL: EVERYDAY

For the third year in a row Auburn will have a weekly 30-minute show offering fans a reality-based, behind the scenes style production that chronicles the inner-workings of the Tigers' football program through the entire season. The program follows the high and lows of competing as an SEC football player, with wired up coaches and players and exclusive interviews.

The following is the air times and stations that will carry Auburn Football: Everyday:

FoxSports: 4 pm CT and 10 pm CT Friday

CSS: 2:30 pm CT Friday

CoxSports: 6 pm CT Friday

WCOV Montgomery: 6 pm CT Friday & 10 am CT Saturday

Accuweather Channel: 7 pm CT Friday

ABC33/40 Birmingham: 9:30 am CT Saturday

WRBL Columbus (Digital Channel 3.2): 8 pm CT Friday

WTVY Dothan: 1:30 am CT Saturday

TIGERS IN THE NFL

As of Sept. 5, 2011

Player	Pos.	Team
Darvin Adams	WR	Carolina
Devin Aromashodu	WR	Minnesota
Rob Bironas	K	Tennessee
Ronnie Brown	RB	Philadelphia
Jason Campbell	QB	Oakland
Zach Clayton	DT	Tennessee
Karlos Dansby	LB	Miami
King Dunlap	OT	Philadelphia
Nick Fairley	DT	Detroit
Mario Fannin	RB	Denver
Tyronne Green	G	San Diego
Quentin Groves	LB	Oakland
Ben Grubbs	G	Baltimore
Will Herring	LB	New Orleans
Spencer Johnson	DE	Buffalo
Pat Lee	DB	Green Bay
Sen'Derrick Marks	DT	Tennessee
Marcus McNeill	T	San Diego
Cam Newton	QB	Carolina
Ben Obomanu	WR	Seattle
Jerraud Powers	DB	Indianapolis
Jay Ratliff	DE	Dallas
Carlos Rogers	DB	San Francisco
Pat Sims	DT	Cincinnati
Takeo Spikes	LB	San Diego
Ben Tate	RB	Houston
Reggie Torbor	LB	Buffalo
Carnell Williams	RB	St. Louis
Lee Ziemba	T	Carolina

Notables:

- ▶ Auburn currently has 29 players on NFL rosters including six players from last season's national championship team.
- ▶ Auburn has had 27 players taken in the first round & four No. 1 overall draft picks: Cam Newton (Carolina, '11), Aundray Bruce (Atlanta, '88), Bo Jackson (Tampa, '86) & Tucker Frederickson (NY Giants, '65)
- ▶ At least one former Tiger has been selected to the last 13 consecutive Pro-Bowls.
- ▶ Auburn has had at least one former player in six of the last seven Super Bowls.

2-MINUTE THRILL

Pts	Clock	Time	Quarter/Opponent (Year)
16	13:47 to 12:20	1:27	2Q vs. Ball State (2009) T. Zachery 46-yd TD catch (Todd)/J. Bynes Safety/O. McCalebb 1-yd run
14	11:37 to 11:25	:08	3Q vs. Ole Miss (2009) T. Trott 14-yd TD catch (Todd)/W. McFadden 29-yd INT return
14	7:56 to 7:23	:33	3Q vs. South Carolina (2010 SEC) C. Newton 1-yd run/T. Bell 10-yd INT return
14	13:48 to 13:13	:35	2Q vs. Chattanooga (2010) T. Zachery 80-yd TD catch (Newton)/O. McCalebb 49-yd TD run
*14	9:44 to 8:31	1:13	4Q vs. Arkansas (2010) Z. Etheridge 47-yd fumble return/C. Newton 3-yd TD run
14	5:14 to 3:52	1:22	3Q at Arkansas (2009) B. Tate 1-yd TD run/B. Tate 60-yd TD run
14	2:07 to :30	1:37	4Q vs. Utah State (2011) P. Lutzenkirchen 15-yd TD catch (Trotter)/M. Dyer 1-yd TD run
14	4:51 to 3:00	1:51	1Q vs. Chattanooga (2010) C. Newton 1-yd TD run/D. Adams 39-yd TD catch (Newton)
*14	8:31 to 6:36	1:55	4Q vs. Arkansas (2010) C. Newton 3-yd TD run/M. Dyer 38-yd TD run
*14	11:44 to 9:44	2:00	4Q vs. Arkansas (2010) E. Blake 16-yd TD catch/Z. Etheridge 47-yd fumble return

List arranged by most points scored in least amount of time

*Part of 28-point outburst in 5:08 time span, with 21 points coming in 3:08

2011 Auburn Football Game Notes

AUBURN-MISSISSIPPI STATE SERIES SERIES RESULTS

(Auburn leads, 59-23-2)

YEAR	SCORE	SITE	DATE	YEAR	SCORE	SITE	DATE	YEAR	SCORE	SITE	DATE
1905:	AU, 18-0	at Columbus, MS	Oct. 27	1958:	AU, 33-14	at Auburn	Nov. 8	1989:	AU, 14-0	at Auburn	Oct. 28
1910:	AU, 6-0	at Auburn	Oct. 8	1959:	AU, 31-0	at Birmingham, AL	Nov. 7	1990:	AU, 17-16	at Starkville	Oct. 27
1911:	AU, 11-5	at Birmingham, AL	Oct. 28	1960:	AU, 27-12	at Auburn	Nov. 5	1991:	MSU, 24-17	at Auburn	Oct. 26
1912:	AU, 7-0	at Birmingham, AL	Oct. 26	1961:	MSU, 11-10	at Birmingham, AL	Nov. 11	1992:	MSU, 14-7	at Starkville	Oct. 10
1913:	AU, 34-0	at Birmingham, AL	Oct. 18	1962:	AU, 9-3	at Auburn	Nov. 10	1993:	AU, 31-17	at Auburn	Oct. 9
1914:	AU, 19-0	at Birmingham, AL	Oct. 24	1963:	MSU, 13-10	at Jackson, MS	Nov. 9	1994:	AU, 42-18	at Starkville	Oct. 8
1915:	AU, 26-0	at Birmingham, AL	Oct. 23	1964:	AU, 12-3	at Auburn	Nov. 7	1995:	AU, 48-20	at Auburn	Oct. 7
1916:	AU, 7-3	at Birmingham, AL	Oct. 28	1965:	AU, 25-18	at Birmingham, AL	Nov. 6	1996:	AU, 49-15	at Starkville	Oct. 12
1917:	AU, 13-6	at Birmingham, AL	Oct. 27	1966:	AU, 13-0	at Jackson, MS	Nov. 5	1997:	MSU, 20-0	at Auburn	Nov. 1
1919:	AU, 7-0	at Birmingham, AL	Nov. 15	1967:	AU, 36-0	at Auburn	Nov. 11	1998:	MSU, 38-21	at Starkville	Oct. 10
1927:	MSU, 7-0	at Birmingham, AL	Nov. 12	1968:	AU, 26-0	at Jackson, MS	Sept. 28	1999:	MSU, 18-16	at Auburn	Oct. 9
1928:	MSU, 13-0	at Birmingham, AL	Nov. 17	1969:	AU, 52-13	at Auburn	Nov. 8	2000:	MSU, 17-10	at Starkville	Oct. 7
1930:	MSU, 7-6	at Birmingham, AL	Nov. 15	1970:	AU, 56-0	at Birmingham, AL	Nov. 7	2001:	AU, 16-14	at Auburn	Oct. 6
1937:	AU, 33-7	at Birmingham, AL	Oct. 16	1971:	AU, 30-21	at Auburn	Nov. 6	2002:	AU, 42-14	at Starkville	Sept. 19
1938:	AU, 20-6	at Montgomery, AL	Oct. 14	1972:	AU, 14-3	at Jackson, MS	Sept. 9	2003:	AU, 45-13	at Auburn	Oct. 18
1939:	AU, 7-0	at Birmingham, AL	Oct. 14	1973:	AU, 31-17	at Auburn	Nov. 10	2004:	AU, 43-14	at Starkville	Sept. 11
1940:	Tie, 7-7	at Birmingham, AL	Oct. 12	1974:	AU, 24-20	at Jackson, MS	Nov. 9	2005:	AU, 28-0	at Auburn	Sept. 10
1941:	MSU, 14-7	at Birmingham, AL	Nov. 8	1975:	*Tie, 21-21	at Auburn	Nov. 8	2006:	AU, 34-0	at Starkville	Sept. 9
1942:	MSU, 6-0	at Birmingham, AL	Oct. 31	1976:	*MSU, 28-19	at Jackson, MS	Nov. 6	2007:	MSU, 19-14	at Auburn	Sept. 15
1944:	MSU, 26-21	at Birmingham, AL	Nov. 11	1977:	*MSU, 27-13	at Auburn	Nov. 5	2008:	AU, 3-2	at Starkville	Sept. 13
1945:	MSU, 20-0	at Birmingham, AL	Oct. 6	1978:	AU, 6-0	at Starkville	Nov. 11	2009:	AU, 49-24	at Auburn	Sept. 12
1946:	MSU, 33-0	at Birmingham, AL	Nov. 9	1979:	AU, 14-3	at Auburn	Nov. 10	2010	AU, 17-14	at Starkville	Sept. 9
1947:	MSU, 14-0	at Birmingham, AL	Nov. 8	1980:	MSU, 24-21	at Jackson, MS	Oct. 25				
1948:	MSU, 20-0	at Birmingham, AL	Nov. 6	1981:	MSU, 21-17	at Auburn	Oct. 24				
1949:	AU, 25-6	at Auburn	Nov. 5	1982:	AU, 35-17	at Starkville	Oct. 23				
1950:	MSU, 27-0	at Starkville	Nov. 4	1983:	AU, 28-13	at Auburn	Oct. 22				
1952:	MSU, 49-34	at Auburn	Nov. 8	1984:	AU, 24-21	at Starkville	Oct. 27				
1953:	Tie, 21-21	at Starkville	Oct. 10	1985:	AU, 21-9	at Auburn	Oct. 26				
1955:	AU, 27-26	at Auburn	Nov. 5	1986:	AU, 35-6	at Starkville	Oct. 25				
1956:	AU, 27-20	at Auburn	Nov. 10	1987:	AU, 38-7	at Auburn	Oct. 24				
1957:	AU, 15-7	at Birmingham, AL	Nov. 9	1988:	AU, 33-0	at Auburn	Oct. 22				

at Auburn: AU leads, 26-6
at Starkville: AU leads, 12-4-1
at Neutral Sites: AU leads, 21-13-1
at Birmingham, AL: AU leads, 14-11-1
at Columbus, MS: AU leads, 1-0
at Jackson, MS: AU leads, 5-2
at Montgomery, AL: AU leads, 1-0

GAME-BY-GAME STATISTICS

LAST 20 MEETINGS

Date	Site	Result	Attend	Rank		AU			Rushing			Passing			Tot Off		MSU		Rushing			Passing			Tot Off	
				AU	MSU	FD	No	Yds	TD	C-	A-	I	Yds	TD	No	Yds	FD	No	Yds	TD	C-	A-	I	Yds	TD	No
10-26-91	Auburn	L 17- 24	82,214	---	---	21	50	185	2	14-34-3	130	0	84	315	12	42	210	2	11-17-0	57	0	59	267			
10-10-92	Starkville	L 7- 14	41,224	---	18	14	34	130	0	17-38-3	182	0	72	312	20	41	136	0	14-31-1	184	0	72	320			
10-9-93	Auburn	W 31- 17	84,222	22	---	24	50	278	1	14-24-3	186	3	74	464	17	32	130	0	17-41-2	155	1	73	285			
10-8-94	Starkville	W 42- 18	41,200	9	---	25	44	229	3	17-26-1	325	3	70	554	20	38	112	0	16-36-0	226	1	74	338			
10-7-95	Auburn	W 48- 20	77,641	11	---	33	53	332	4	28-34-1	320	2	87	652	15	23	96	0	18-36-0	288	3	59	384			
10-12-96	Starkville	W 49- 15	40,728	18	---	28	39	57	1	29-42-0	429	5	81	486	14	36	70	0	16-33-2	216	2	69	286			
11-1-97	Auburn	L 0- 20	82,736	11	---	17	20	-3	0	20-54-4	270	0	74	267	12	43	149	1	10-19-1	135	0	62	284			
10-10-98	Starkville	L 21- 38	40,029	---	---	13	45	95	0	8-21-3	116	2	66	211	12	42	177	2	5-15-1	76	1	57	253			
10-9-99	Auburn	L 16- 18	80,394	---	14	9	42	39	0	7-28-1	125	1	70	164	18	23	42	0	25-49-1	320	2	72	362			
10-7-00	Starkville	L 10- 17	40,656	15	20	7	19	18	1	20-32-0	146	0	51	164	17	42	135	1	18-31-1	208	1	73	343			
10-6-01	Auburn	W 16- 14	86,063	---	---	13	48	214	1	7-13-1	79	0	61	293	16	34	109	0	12-25-1	176	1	59	285			
9-18-02	Starkville	W 42- 14	52,583	---	---	19	48	207	3	10-21-0	183	3	69	390	17	31	91	2	20-34-2	232	0	65	323			
10-18-03	Auburn	W 45- 13	86,063	19	---	25	56	405	6	12-19-1	148	0	75	553	15	29	102	1	15-30-1	192	1	59	294			
9-11-04	Starkville	W 43- 14	51,021	19	---	21	41	283	2	13-22-0	182	4	63	465	13	29	81	0	24-36-1	190	2	65	271			
9-10-05	Auburn	W 28- 0	81,921	---	---	16	41	118	1	12-18-0	202	2	59	320	10	38	81	0	12-21-1	126	0	59	208			
9-9-06	Starkville	W 34- 0	43,460	4	---	20	36	111	2	22-32-0	277	2	68	388	11	33	79	0	12-25-1	82	0	58	161			
9-15-07	Auburn	L 14- 19	82,129	---	---	16	46	216	2	12-22-3	107	0	68	323	14	43	172	1	5-18-0	41	0	61	213			
9-13-08	Starkville	W 3- 2	52,911	9	---	14	45	161	0	14-26-0	154	0	71	315	6	30	38	0	10-25-1	78	0	55	116			
9-12-09	Auburn	W 49- 24	85,269	---	---	29	59	390	5	11-24-0	199	1	83	589	14	38	167	1	11-21-2	130	1	59	297			
9-9-10	Starkville	W 17- 14	54,806	21	--	21	46	190	0	12-21-1	158	2	67	348	16	33	117	2	16-35-1	129	0	68	246			

2011 Auburn Football Game Notes

CAREER STATS VS. MISSISSIPPI STATE

Player	PASSING		Yds	Yds/Gm
	C-A-I	TD		
NA				

Player	RUSHING			
	No.	Yds	Avg.	TD
Onterio McCalebb	28	182	6.5	1
Michael Dyer	9	48	5.3	0

Player	RECEIVING			
	No.	Yds	Avg.	TD
Emory Blake	2	39	19.5	1
Philip Lutzenkirchen	1	13	13.0	1
Quindarius Carr	1	28	28.0	0

Player	DEFENSIVE			
	UA	A	Tot.	Misc.
Eltoro Freeman	8	7	15	1.0 TFL
Neiko Thorpe	7	3	10	1 PD
Dare Bates	3	3	6	-
Nosa Eguae	0	2	2	-
T'Sharvan Bell	1	0	1	1 PD
Drew Cole	1	0	1	-
Chris Davis	1	0	1	-
Dee Ford	1	0	1	-
Corey Lemonier	1	0	1	1 FF
Demetruce McNeal	1	0	1	-
Ikeem Means	2	0	2	-
Craig Sanders	1	0	1	-

THE LAST MEETING

AUBURN	17
MISSISSIPPI STATE	14

September 9, 2010 • ESPN

Davis Wade Stadium (54,806) • Starkville, Miss.

Cam Newton, Nick Fairley and a strong Tiger defense led No. 21 Auburn to a 17-14 victory over Mississippi State in the SEC opener for both teams at Davis Wade Stadium at Scott Field on Sept. 9. It is AU's 17th SEC-opening win in 18 tries.

Newton threw for 136 yards and two touchdowns and rushed for 70 yards while defensive lineman Fairley had an interception, fumble recovery and three sacks. The Tigers defense limited Mississippi State to only 246 total yards.

Auburn took the opening kickoff and grabbed a quick 7-0 lead only 3:38 into the game on a 39-yard Newton touchdown pass on a screen to Emory Blake, marking his first touchdown reception of his career. On the 8-play, 68-yard drive, Newton converted a huge 4th and 1 from the State 46.

After the Tigers sacked the Bulldogs three straight times on a three and out, two by Nick Fairley and the other by Mike Blanc, Quindarius Carr fumbled the ensuing punt and Mississippi State recovered it at the Auburn 20 yard line.

State tied it up three plays later from the Tigers' 2 as quarterback Chris Reif fumbled the ball into the end zone and State offensive lineman Gabe Jackson recovered it with 2:30 remaining in the opening quarter.

Fairley intercepted State quarterback Tyler Russell's pass at midfield, setting up Auburn's eight-play touchdown drive to give the Tigers a 14-7 lead with 8:37 left in the half. On 3rd and goal from the State 12, Newton threw his second touchdown pass of the game, this time to Darvin Adams.

Fairley continued his outstanding performance with a fumble recovery at the State 44 on the Bulldogs' next possession. It led to a 34-yard Wes Byrum field goal for the final scoring of the first half that stretched Auburn's lead to 17-7 with 4:29 remaining.

Mississippi State took the opening kickoff of the second half and closed to within 17-14 on a 1-yard touchdown run on third down by Vick Ballard with 8:55 left in the third quarter. The Bulldogs used 12 plays to drive 63 yards.

The Bulldogs then recovered an onside kick at their own 44. Auburn held Mississippi State to a three and out to finally gain its first second half possession with 8:28 to go in the third at its own 12 yard line.

Mississippi State blocked Byrum's 37-yard field goal attempt with 2:19 to play. The Bulldogs took over at their own 20 yard line and converted a fourth and 4 from their own 26 to the MSU 48 with 90 seconds remaining. On second down, Fairley recorded his third sack of the game to leave the Bulldogs with a 3rd and 15 from their own 45 as they called their final time out.

A pass interference penalty by Neiko Thorpe resulted in a Mississippi State first down at the Auburn 41 with 45 seconds left. Two plays later, Thorpe broke up a 2nd down Relf to Leon Berry pass inside the Auburn 20 with 34 seconds to go. The Tigers held MSU on an incomplete 4th and 10 pass with 22 seconds remaining to clinch their 22nd win in the last 29 games against the Bulldogs.

Onterio McCalebb rushed for 68 yards on 12 carries while Mike Dyer had nine rushes for 48 yards.

Eltoro Freeman recorded a team-high nine tackles, while Zac Etheridge, Aairon Savage and Josh Bynes had six each.

SCORING SUMMARY

Auburn7	10	0	0	—	17
Mississippi State7	0	7	0	—	14

AU - Blake 39 yd pass from Newton (Byrum kick), 11:22, 1st
 MSU - Jackson 0 yd fumble recovery (Brauchle kick), 2:30, 1st
 AU - Adams 12 yd pass from Newton (Byrum kick), 8:37, 2nd
 AU - Byrum 34 yd field goal, 4:29, 2nd
 MSU - Ballard 1 yd run (Brauchle kick), 8:55, 3rd

TEAM STATISTICS

	AU	MSU
First Downs	21	16
Rushes-Yards	46-190	33-117
Passing Yards	158	129
Comp-Att-Int	12-21-1	16-35-1
Total Plays-Yards	67-348	68-246
Punts-Avg.	4-39.2	7-41.6
Fumbles/Lost	2/1	2/1
Penalties-Yards	4-35	2-25
3rd Down Conv.	6-of-14	5-of-15
Time of Possession	31:48	28:12

INDIVIDUAL STATISTICS

RUSHING: (AU) - Newton 18-70; McCalebb 12-68; Dyer 9-48; Fannin 5-6; Smith 1-0; TEAM 1-minus 2. (MSU) - Bumphis 3-27; Relf 14-26; Hanrahan 3-21; Elliott 4-14; Ballard 5-13 (TD); Perkins 3-10; Hemphill 1-6; Jackson 0-0.

PASSING: (AU) - Newton 11-19-1-136 (2TD); Burns 1-2-0-22. (MSU) - Relf 12-25-0-110; Russell 4-9-1-19; Langston 0-1-0-0.

RECEIVING: (AU) - Zachery 4-32; Adams 3-38; Blake 2-39; Newton 1-22; Fannin 1-14; Smith 1-13. (MSU) - Bumphis 5-34; Clark 2-28; Smith 2-21; Heavens 2-6; Ballard 1-22; Green 1-11; Hanrahan 1-4; Elliott 1-3; Henderson 1-0.

2011 Auburn Football Game Notes

UTAH STATE (0-1)		
Sept. 3	at #23/19 Auburn [ESPN2]	L, 38-42
Sept. 10	WEBER STATE	7 pm
Sept. 24	COLORADO STATE	7 pm
Sept. 30	at BYU [ESPN]	7 pm
Oct. 8	WYOMING	7 pm
Oct. 15	at Fresno State	9 pm
Oct. 22	LOUISIANA TECH	2 pm
Nov. 5	at Hawaii	11 pm
Nov. 12	SAN JOSE STATE	2 pm
Nov. 19	at Idaho	4 pm
Nov. 26	NEVADA	1 pm
Dec. 3	at New Mexico State	7 pm

MISSISSIPPI STATE (1-0)		
Sept. 1	at Memphis [Sports South]	W, 59-14
Sept. 10	at #23/19 Auburn [SEC Net]	11:21 am
Sept. 15	#4/4 LSU [ESPN]	7 pm
Sept. 24	LOUISIANA TECH	TBA
Oct. 1	at #19/22 Georgia	TBA
Oct. 8	at UAB [Sports South]	11 am
Oct. 15	#12/12 SOUTH CAROLINA	TBA
Oct. 29	at Kentucky	TBA
Nov. 5	TENNESSEE MARTIN	TBA
Nov. 12	#2/2 ALABAMA	TBA
Nov. 19	at #15/14 Arkansas	TBA
Nov. 26	OLE MISS	TBA

CLEMSON (1-0)		
Sept. 3	TROY	W, 43-19
Sept. 10	WOFFORD	2:30 pm
Sept. 17	#23/19 AUBURN [ABC]	11 am
Sept. 24	#6/5 FLORIDA STATE	TBA
Oct. 1	at #13/13 Virginia Tech	TBA
Oct. 8	BOSTON COLLEGE	TBA
Oct. 15	at Maryland	TBA
Oct. 22	NORTH CAROLINA	TBA
Oct. 29	at Georgia Tech	TBA
Nov. 12	WAKE FOREST	TBA
Nov. 19	at North Carolina State	TBA
Nov. 26	at #12/12 South Carolina	TBA

FLORIDA ATLANTIC (0-1)		
Sept. 3	at #22/23 Florida [ESPN]	L, 3-41
Sept. 10	at #17/17 Michigan State [ESPN/ESPN2]	11 am
Sept. 24	at #23/19 Auburn	TBA
Oct. 1	at Louisiana	TBA
Oct. 8	at North Texas [Sun Belt Net]	6:30 pm
Oct. 15	WESTERN KENTUCKY	TBA
Oct. 22	MIDDLE TENNESSEE [Sun Belt Net]	7 pm
Nov. 5	ARKANSAS STATE	TBA
Nov. 12	at FIU	TBA
Nov. 19	at Troy	TBA
Nov. 26	UAB	TBA
Dec. 3	ULM	TBA

SOUTH CAROLINA (1-0)		
Sept. 3	EAST CAROLINA [SS]	W, 56-37
Sept. 10	at #19/22 Georgia [ESPN]	3:30 pm
Sept. 17	NAVY [ESPN2]	5 pm
Sept. 24	VANDERBILT	TBA
Oct. 1	#23/19 AUBURN	TBA
Oct. 8	KENTUCKY	TBA
Oct. 15	at #20/20 Mississippi State	TBA
Oct. 29	at Tennessee	TBA
Nov. 5	at #15/14 Arkansas	TBA
Nov. 12	#22/23 FLORIDA	TBA
Nov. 19	THE CITADEL [PPV]	11 am
Nov. 26	CLEMSON	TBA

ARKANSAS (1-0)		
Sept. 3	MISSOURI STATE [PPV]	W, 51-7
Sept. 10	NEW MEXICO [ESPN]	6 pm
Sept. 17	TROY [CSS]	6:30 pm
Sept. 24	at #2/2 Alabama	TBA
Oct. 1	TEXAS A&M	TBA
Oct. 8	#23/19 AUBURN	TBA
Oct. 22	at Ole Miss	TBA
Oct. 29	at Vanderbilt	TBA
Nov. 5	#12/12 SOUTH CAROLINA	TBA
Nov. 12	TENNESSEE	TBA
Nov. 19	#20/20 MISSISSIPPI STATE	TBA
Nov. 25	at #4/4 LSU	1:30 pm

FLORIDA (1-0)		
Sept. 3	FLORIDA ATLANTIC [ESPNU]	W, 41-3
Sept. 10	UAB [Sports South]	6 pm
Sept. 17	TENNESSEE [CBS]	2:30 pm
Sept. 24	at Kentucky	TBA
Oct. 1	#2/2 ALABAMA	TBA
Oct. 8	at #4/4 LSU	TBA
Oct. 15	at #23/19 Auburn	TBA
Oct. 29	vs. #19/22 Georgia [CBS]	2:30 pm
Nov. 5	VANDERBILT	TBA
Nov. 12	at #12/12 South Carolina	TBA
Nov. 19	FURMAN	TBA
Nov. 26	#6/5 FLORIDA STATE	TBA

LSU (1-0)		
Sept. 3	vs. #3/3 Oregon [ABC]	W, 40-27
Sept. 10	NORTHWESTERN STATE [PPV]	7 pm
Sept. 15	at #20/20 Mississippi State [ESPN]	7 pm
Sept. 24	at #24 West Virginia	TBA
Oct. 1	KENTUCKY	TBA
Oct. 8	#22/ 23 FLORIDA	TBA
Oct. 15	at Tennessee	TBA
Oct. 22	#23/19 AUBURN	TBA
Nov. 5	at #2/2 Alabama	TBA
Nov. 12	WESTERN KENTUCKY	TBA
Nov. 19	at Ole Miss	TBA
Nov. 25	#15/14 ARKANSAS [CBS]	1:30 pm

OLE MISS (0-1)		
Sept. 3	BYU [ESPN]	L, 13-14
Sept. 10	SOUTHERN ILLINOIS [PPV]	5 pm
Sept. 17	at Vanderbilt [SEC Net]	11:21 am
Sept. 24	#19/22 GEORGIA	TBA
Oct. 1	at Fresno State [ESPN2]	8:15 pm
Oct. 15	#2/2 ALABAMA	TBA
Oct. 22	#15/14 ARKANSAS	TBA
Oct. 29	at #23/19 Auburn	TBA
Nov. 5	at Kentucky	TBA
Nov. 12	LOUISIANA TECH	TBA
Nov. 19	#4/4 LSU	TBA
Nov. 26	at #20/20 Mississippi State	TBA

GEORGIA (0-1)		
Sept. 3	vs. #5/7 Boise State [ESPN]	L, 21-35
Sept. 10	#12/12 SOUTH CAROLINA [ESPN]	3:30 pm
Sept. 17	COASTAL CAROLINA [PPV]	12 pm
Sept. 24	at Ole Miss	TBA
Oct. 1	#20/20 MISSISSIPPI STATE	TBA
Oct. 8	at Tennessee	TBA
Oct. 15	at Vanderbilt	TBA
Oct. 29	vs. #23/23 Florida [CBS]	2:30 pm
Nov. 5	NEW MEXICO STATE	TBA
Nov. 12	#23/19 AUBURN	TBA
Nov. 19	KENTUCKY	TBA
Nov. 26	at Georgia Tech	TBA

SAMFORD (0-1)		
Sept. 3	GEORGIA SOUTHERN	L, 31-17
Sept. 10	STILLMAN	6 pm
Sept. 24	at Wofford	6 pm
Oct. 1	GARDNER-WEBB	2 pm
Oct. 8	at Furman	12:30 pm
Oct. 15	ELON	2 pm
Oct. 22	at Appalachian State	2:30 pm
Oct. 29	WESTERN CAROLINA	2 pm
Nov. 5	CHATTANOOGA	11am
Nov. 12	at The Citadel	2 pm
Nov. 19	at #23/19 Auburn	TBA

ALABAMA (1-0)		
Sept. 3	KENT STATE [SEC Net]	W, 48-7
Sept. 10	at Penn State [ABC]	2:30 pm
Sept. 17	NORTH TEXAS [Sports South]	6:30 pm
Sept. 24	#15/14 ARKANSAS	TBA
Oct. 1	at #23/23 Florida	TBA
Oct. 8	VANDERBILT	TBA
Oct. 15	at Ole Miss	TBA
Oct. 22	TENNESSEE	TBA
Nov. 5	#4/4 LSU	TBA
Nov. 12	at #20/20 Mississippi State	TBA
Nov. 19	GEORGIA SOUTHERN [PPV]	1 pm
Nov. 26	at #23/19 Auburn	1:30 pm

ASSOCIATED PRESS PRESEASON				
Rk	School (1st)	Record	Pts.	Prv.
1.	Oklahoma (36)	0-0	1464	6
2.	<i>Alabama (17)</i>	0-0	1439	10
3.	Oregon (40)	0-0	1330	3
4.	<i>LSU</i>	0-0	1286	8
5.	Boise State (2)	0-0	1220	9
6.	Florida State	0-0	1168	17
7.	Stanford	0-0	1091	4
8.	Texas A&M	0-0	965	19
9.	Oklahoma State	0-0	955	13
10.	Nebraska	0-0	910	20
11.	Wisconsin	0-0	900	7
12.	<i>South Carolina</i>	0-0	848	22
13.	Virginia Tech	0-0	821	16
14.	TCU	0-0	690	2
15.	<i>Arkansas</i>	0-0	686	12
16.	Norte Dame	0-0	530	NR
17.	Michigan State	0-0	519	14
18.	Ohio State	0-0	443	5
19.	<i>Georgia</i>	0-0	369	NR
20.	<i>Mississippi State</i>	0-0	361	15
21.	Missouri	0-0	258	18
22.	<i>Florida</i>	0-0	228	NR
23.	Auburn	0-0	219	1
24.	West Virginia	0-0	207	NR
25.	USC	0-0	160	NR

OTHERS RECEIVING VOTES
 Texas 114, Penn State 75, Arizona State 67, Miami (Fla.) 32, Utah 25, Southern Miss 20, Iowa 19, BYU 15, North Carolina State 15, Air Force 14, Houston 13, Pittsburgh 9, Michigan 7, Tennessee 5, UCF 5, UNI 4, Hawaii 4, Tulsa 3, Arizona 2, Maryland 2, Northwestern 1, Washington 1.

USA TODAY PRESEASON				
Rk	School (1st)	Record	Pts.	Prv.
1.	Oklahoma (42)	0-0	1454	6
2.	<i>Alabama (13)</i>	0-0	1414	11
3.	Oregon (2)	0-0	1309	3
4.	<i>LSU (2)</i>	0-0	1296	8
5.	Florida State	0-0	1116	16
6.	Stanford	0-0	1101	4
7.	Boise State	0-0	1065	7
8.	Oklahoma State	0-0	933	10
9.	Texas A&M	0-0	885	21
10.	Wisconsin	0-0	829	8
11.	Nebraska	0-0	814	19
12.	<i>South Carolina</i>	0-0	779	22
13.	Virginia Tech	0-0	767	15
14.	<i>Arkansas</i>	0-0	750	12
15.	TCU	0-0	687	2
16.	Ohio State	0-0	631	5
17.	Michigan State	0-0	536	14
18.	Notre Dame	0-0	440	NR
19.	Auburn	0-0	329	1
20.	<i>Mississippi State</i>	0-0	301	17
21.	Missouri	0-0	266	18
22.	<i>Georgia</i>	0-0	260	NR
23.	<i>Florida</i>	0-0	240	NR
24.	Texas	0-0	162	NR
25.	Penn State	0-0	161	NR

OTHERS RECEIVING VOTES
 Arizona State 158, West Virginia 149, Utah 50, Miami (Fla.) 49, Iowa 41, Northwestern 30, Arizona 28, UCF 22, Michigan 19, Air Force 15, North Carolina 14, Houston 13, South Florida 9, Hawaii 8, *Clemson* 7, Tennessee 7, Southern Miss 6, BYU 5, North Carolina State 4, UNI 4, Oregon State 4, Pittsburgh 3, Washington 3, Nevada 1, Georgia Tech 1.

2011 Auburn opponents in italics

2011 Auburn Football Alphabetical Roster

No.	Name	Pos.	Ht.	Wt.	Yr.	Hometown	No.	Name	Pos.	Ht.	Wt.	Yr.	Hometown
25	Daren Bates	LB	5-11	205	Jr.	Memphis, Tenn.	30	Daniel Pond	LB	6-1	215	Fr.	Spanish Fort, Ala.
22	T'Sharvan Bell	DB	6-0	182	Jr.	Kissimmee, Fla.	53	Jon-Morgan Poole	OL	6-4	275	Fr.	Valley, Ala.
3	DeAngelo Benton	WR	6-2	203	Jr.	Bastrop, La.	69	Ryan Preston	OL	6-1	275	RFr.	Oxford, Ala.
98	Angelo Blackson	DL	6-4	325	Fr.	Bear, Del.	65	Zach Rawden	DL	6-2	265	Fr.	College Park, Ga.
80	Emory Blake	WR	6-2	197	Jr.	Austin, Texas	1	Trovon Reed	WR	6-0	183	RFr.	Thibodaux, La.
22	Mike Blakely	RB	5-9	206	Fr.	Bradenton, Fla.	56	Ashton Richardson	LB	6-1	201	Sr.	New Orleans, La.
91	Joel Bonomolo	DE	6-2	240	Jr.	Metairie, La.	73	Greg Robinson	OL	6-5	305	Fr.	Thibodaux, La.
4	Quan Bray	WR	5-10	185	Fr.	LaGrange, Ga.	28	Jonathan Rose	DB	6-2	178	Fr.	Leeds, Ala.
29	Chris Brooks	K	6-1	173	Sr.	Huntsville, Ala.	13	Craig Sanders	DE	6-4	260	So.	Clio, Ala.
87	Sam Brown	WR	6-2	215	Sr.	Birmingham, Ala.	64	Chase Seals	OL	6-7	282	RFr.	Auburn, Ala.
82	Xavier Brown	WR	6-3	214	So.	Pensacola, Fla.	42	Chandler Shakespeare	RB	5-10	197	So.	Oxford, Ala.
63	Blake Burgess	OL	6-3	285	So.	Vestavia Hills, Ala.	96	Devaunte Sigler	DL	6-3	263	Fr.	Mobile, Ala.
9	Quindarius Carr	WR	6-1	185	Sr.	Huntsville, Ala.	62	Chad Slade	OL	6-5	320	RFr.	Moody, Ala.
92	Kenneth Carter	DT	6-4	290	So.	Greenville, Ala.	39	Ellis Smith	P	5-11	200	Fr.	LaGrange, Ga.
68	Ed Christian	OL	6-5	321	RFr.	Valdosta, Ga.	24	Ryan Smith	DB	6-2	208	So.	Cordova, Ala.
30	Steven Clark	P	6-5	226	So.	Kansas City, Mo.	47	Jordan Spriggs	DB	5-9	194	RFr.	Mobile, Ala.
18	Sammie Coates	WR	6-2	178	Fr.	Leroy, Ala.	85	Travante Stallworth	WR	5-9	190	Jr.	Leesville, La.
20	Drew Cole	DB	5-11	190	Sr.	Picayune, Miss.	71	John Sullen	OL	6-5	333	Jr.	Auburn, Ala.
79	Jared Cooper	OL	6-4	296	Sr.	Brewton, Ala.	44	Anthony Swain	LB	6-2	205	Fr.	Gadsden, Ala.
11	Chris Davis	CB	5-11	188	So.	Birmingham, Ala.	49	Nathan Taylor	WR	5-10	178	Sr.	Fredericksburg, Va.
52	Justin Delaine	DE	6-5	238	RFr.	Linden, Ala.	27	Robenson Therezie	DB	5-9	192	Fr.	Miami, Fla.
89	Jaylon Denson	WR	6-3	197	Fr.	Hoover, Ala.	15	Neiko Thorpe	DB	6-3	191	Sr.	Tucker, Ga.
50	Reese Dismukes	C	6-3	285	Fr.	Spanish Fort, Ala.	74	Jamar Travis	DL	6-0	294	Jr.	Brewton, Ala.
48	Jake Drum	TE	6-5	253	Jr.	Hoover, Ala.	14	Barrett Trotter	QB	6-2	207	Jr.	Birmingham, Ala.
5	Michael Dyer	RB	5-9	210	So.	Little Rock, Ark.	81	C.J. Uzomah	WR	6-4	236	Fr.	Suwanee, Ga.
94	Nosa Eguae	DE	6-3	258	So.	Mansfield, Texas	99	Brian Walsh	DL	6-3	294	Fr.	Winter Springs, Fla.
35	Jonathan Evans	LB	5-11	225	Jr.	Prichard, Ala.	57	Christian Westerman	OL	6-3	277	Fr.	Chandler, Ariz.
65	Tunde Fariyike	OL	6-2	290	RFr.	Thomaston, Ga.	51	Jacob Westrich	LB	6-1	218	RFr.	Huntsville, Ala.
40	Clay Finkelstein	LB	6-2	180	Fr.	Montgomery, Ala.	54	Jeffrey Whitaker	DT	6-4	312	So.	Warner Robins, Ga.
31	Trent Fisher	DB	6-1	186	RFr.	Nashville, Tenn.	38	Jawara White	LB	6-2	230	RFr.	Troy, Ala.
14	Erique Florence	DB	6-1	179	Fr.	Valley, Ala.	19	Ryan White	DB	5-11	192	So.	Tallahassee, Fla.
95	Dee Ford	DE	6-2	240	Jr.	Odenville, Ala.	3	Jermaine Whitehead	DB	5-11	183	Fr.	Greenwood, Miss.
10	Kiehl Frazier	QB	6-2	220	Fr.	Springdale, Ark.	90	Gabe Wright	DL	6-3	316	Fr.	Columbus, Ga.
21	Eltoro Freeman	LB	5-11	221	Sr.	Alexander City, Ala.	47	Patrick Young	WR	6-4	185	Fr.	Trussville, Ala.
11	Brandon Fulse	TE	6-4	238	Fr.	Fort Meade, Fla.							
26	Justin Garrett	LB	6-1	198	Fr.	Tucker, Ga.							
58	Harris Gaston	LB	6-2	236	So.	Birmingham, Ala.							
20	Corey Grant	RB	5-11	193	RFr.	Opelika, Ala.							
77	A.J. Greene	OL	6-5	295	Sr.	Madison, Tenn.							
83	Cameron Groce	WR	6-4	230	RFr.	Gardendale, Ala.							
86	Garrett Harper	WR	5-9	180	Fr.	Springdale, Ark.							
45	Keymiya Harrell	DE	6-4	225	Fr.	Plantersville, Ala.							
61	Josh Harris	DS	6-1	224	Sr.	Carrollton, Ga.							
64	Forrest Hill	DS	6-1	230	RFr.	Morrow, Ga.							
5	Jake Holland	LB	6-1	235	So.	Pelham, Ala.							
45	Davis Hooper	RB	5-11	215	Sr.	Montgomery, Ala.							
40	Chris Humphries	FB	6-2	223	Sr.	Somerville, Ala.							
67	Bobby Ingalls	OL	6-7	325	Sr.	Gardendale, Ala.							
72	Barrett Kernon	OL	6-4	268	Fr.	Daytona Beach, Fla.							
33	Chris Landrum	LB	6-3	235	Fr.	Sweet Water, Ala.							
59	Jake Lembke	DS	6-2	236	So.	New Lenox, Ill.							
55	Corey Lemonier	DE	6-4	228	So.	Hialeah, Fla.							
43	Philip Lutzenkirchen	TE	6-5	250	Jr.	Marietta, Ga.							
60	Eric Mack	OL	6-4	330	RFr.	St. Matthews, S.C.							
21	Tre Mason	RB	5-10	190	Fr.	Lake Worth, Fla.							
23	Onterio McCalebb	RB	5-11	174	Jr.	Fort Meade, Fla.							
12	Demetruce McNeal	DB	6-2	193	So.	College Park, Ga.							
16	Ikeem Means	DB	6-0	205	Jr.	Wetumpka, Ala.							
6	Jonathon Mincy	DB	5-10	180	RFr.	Decatur, Ga.							
8	Anthony Morgan	RB	5-11	195	Jr.	Brantley, Ala.							
15	Clint Moseley	QB	6-4	213	So.	Leroy, Ala.							
75	Brandon Mosley	OL	6-6	305	Sr.	Jefferson, Ga.							
93	JaBrihan Niles	DL	6-2	297	Fr.	Mobile, Ala.							
66	Thomas O'Reilly	OL	6-3	325	Fr.	Marietta, Ga.							
10	LaDarius Owens	DE	6-2	237	RFr.	Bessemer, Ala.							
36	Cody Parkey	K	6-0	190	So.	Jupiter, Fla.							
18	Logan Paul	QB	6-0	184	RFr.	Gulf Shores, Ala.							
78	Aubrey Phillips	OL	6-5	336	RFr.	Olive Branch, Miss.							
37	Ladarius Phillips	FB	6-0	291	RFr.	Roanoke, Ala.							

Pronunciation Guide

94	NOSA EGUA E	No-suh E-gway
65	TUNDE FARIYIKE	Tune-Day Fa-ree-kay
14	ERIQUE Florence	E-ree-kay
10	KIEHL Frazier	Kyle
45	KEYMIYA Harrell	Ka-my-ah
55	Corey LEMONIER	Lemon-ear
43	Philip LUTZENKIRCHEN	Lutz-in-kir-chen
93	JABRIAN Niles	Ja-Brian
96	DEVAUNTE Sigler	De-Vaun-tay
85	TRAVANTE Stallworth	Tra-von-tay
27	Robenson THEREZIE	Tha-ree-zee
15	NEIKO Thorpe	Knee-ko
81	C.J. UZOMAH	You-zah-mah
38	JAWARA White	Ja-war-a

2011 Auburn Football Game Notes

No.	Name	Pos.	Ht.	Wt.	Yr.	Hometown	No.	Name	Pos.	Ht.	Wt.	Yr.	Hometown
1	Trovon Reed	WR	6-0	183	RFr.	Thibodaux, La.	62	Chad Slade	OL	6-5	320	RFr.	Moody, Ala.
3	DeAngelo Benton	WR	6-2	203	Jr.	Bastrop, La.	63	Blake Burgess	OL	6-3	285	So.	Vestavia Hills, Ala.
3	Jermaine Whitehead	DB	5-11	183	Fr.	Greenwood, Miss.	64	Forrest Hill	DS	6-1	230	RFr.	Morrow, Ga.
4	Quan Bray	WR	5-10	185	Fr.	LaGrange, Ga.	64	Chase Seals	OL	6-7	282	RFr.	Auburn, Ala.
5	Michael Dyer	RB	5-9	210	So.	Little Rock, Ark.	65	Tunde Fariyike	OL	6-2	290	RFr.	Thomaston, Ga.
5	Jake Holland	LB	6-1	235	So.	Pelham, Ala.	65	Zach Rawden	DL	6-2	265	Fr.	College Park, Ga.
6	Jonathon Mincy	DB	5-10	180	RFr.	Decatur, Ga.	66	Thomas O'Reilly	OL	6-3	325	Fr.	Marietta, Ga.
8	Anthony Morgan	RB	5-11	195	Jr.	Brantley, Ala.	67	Bobby Ingalls	OL	6-7	325	Sr.	Gardendale, Ala.
9	Quindarius Carr	WR	6-1	185	Sr.	Huntsville, Ala.	68	Ed Christian	OL	6-5	321	RFr.	Valdosta, Ga.
10	Kiehl Frazier	QB	6-2	220	Fr.	Springdale, Ark.	69	Ryan Preston	OL	6-1	275	RFr.	Oxford, Ala.
10	LaDarius Owens	DE	6-2	237	RFr.	Bessemer, Ala.	71	John Sullen	OL	6-5	333	Jr.	Auburn, Ala.
11	Chris Davis	CB	5-11	188	So.	Birmingham, Ala.	72	Barrett Kernon	OL	6-4	268	Fr.	Daytona Beach, Fla.
11	Brandon Fulse	TE	6-4	238	Fr.	Fort Meade, Fla.	73	Greg Robinson	OL	6-5	305	Fr.	Thibodaux, La.
12	Demetruce McNeal	DB	6-2	193	So.	College Park, Ga.	74	Jamar Travis	DL	6-0	294	Jr.	Brewton, Ala.
13	Craig Sanders	DE	6-4	260	So.	Clio, Ala.	75	Brandon Mosley	OL	6-6	305	Sr.	Jefferson, Ga.
14	Erique Florence	DB	6-1	179	Fr.	Valley, Ala.	77	A.J. Greene	OL	6-5	295	Sr.	Madison, Tenn.
14	Barrett Trotter	QB	6-2	207	Jr.	Birmingham, Ala.	78	Aubrey Phillips	OL	6-5	336	RFr.	Olive Branch, Miss.
15	Clint Moseley	QB	6-4	213	So.	Leroy, Ala.	79	Jared Cooper	OL	6-4	296	Sr.	Brewton, Ala.
15	Neiko Thorpe	DB	6-3	191	Sr.	Tucker, Ga.	80	Emory Blake	WR	6-2	197	Jr.	Austin, Texas
16	Ikeem Means	DB	6-0	205	Jr.	Wetumpka, Ala.	81	C.J. Uzomah	WR	6-4	236	Fr.	Suwanee, Ga.
18	Sammie Coates	WR	6-2	178	Fr.	Leroy, Ala.	82	Xavier Brown	WR	6-3	214	So.	Pensacola, Fla.
18	Logan Paul	QB	6-0	184	RFr.	Gulf Shores, Ala.	83	Cameron Groce	TE	6-4	230	RFr.	Gardendale, Ala.
19	Ryan White	DB	5-11	192	So.	Tallahassee, Fla.	85	Travante Stallworth	WR	5-9	190	Jr.	Leesville, La.
20	Drew Cole	DB	5-11	190	Sr.	Picayune, Miss.	86	Garrett Harper	WR	5-9	180	Fr.	Springdale, Ark.
20	Corey Grant	RB	5-11	193	RFr.	Opelika, Ala.	87	Sam Brown	WR	6-2	215	Sr.	Birmingham, Ala.
21	Eltoro Freeman	LB	5-11	221	Sr.	Alexander City, Ala.	89	Jaylon Denson	WR	6-3	197	Fr.	Hoover, Ala.
21	Tre Mason	RB	5-10	190	Fr.	Lake Worth, Fla.	90	Gabe Wright	DL	6-3	316	Fr.	Columbus, Ga.
22	T'Sharvan Bell	DB	6-0	182	Jr.	Kissimmee, Fla.	91	Joel Bonomolo	DE	6-2	240	Jr.	Metairie, La.
22	Mike Blakely	RB	5-9	206	Fr.	Bradenton, Fla.	92	Kenneth Carter	DT	6-4	290	So.	Greenville, Ala.
23	Onterio McCalebb	RB	5-11	174	Jr.	Fort Meade, Fla.	93	Ja'Brian Niles	DL	6-2	297	Fr.	Mobile, Ala.
24	Ryan Smith	DB	6-2	208	So.	Cordova, Ala.	94	Nosa Eguae	DE	6-3	258	So.	Mansfield, Texas
25	Daren Bates	LB	5-11	205	Jr.	Memphis, Tenn.	95	Dee Ford	DE	6-2	240	Jr.	Odenville, Ala.
26	Justin Garrett	LB	6-1	198	Fr.	Tucker, Ga.	96	Devaunte Sigler	DL	6-3	263	Fr.	Mobile, Ala.
27	Robenson Therezie	DB	5-9	192	Fr.	Miami, Fla.	98	Angelo Blackson	DL	6-4	325	Fr.	Bear, Del.
28	Jonathan Rose	DB	6-2	178	Fr.	Leeds, Ala.	99	Brian Walsh	DL	6-3	294	Fr.	Winter Springs, Fla.
29	Chris Brooks	K	6-1	173	Sr.	Huntsville, Ala.							
30	Steven Clark	P	6-5	226	So.	Kansas City, Mo.							
30	Daniel Pond	LB	6-1	215	Fr.	Spanish Fort, Ala.							
31	Trent Fisher	DB	6-1	186	RFr.	Nashville, Tenn.							
33	Chris Landrum	LB	6-3	235	Fr.	Sweet Water, Ala.							
35	Jonathan Evans	LB	5-11	225	Jr.	Prichard, Ala.							
36	Cody Parkey	K	6-0	190	So.	Jupiter, Fla.							
37	Ladarious Phillips	FB	6-0	291	RFr.	Roanoke, Ala.							
38	Jawara White	LB	6-2	230	RFr.	Troy, Ala.							
39	Ellis Smith	P	5-11	200	Fr.	LaGrange, Ga.							
40	Clay Finkelstein	LB	6-2	180	Fr.	Montgomery, Ala.							
40	Chris Humphries	FB	6-2	223	Sr.	Somerville, Ala.							
42	Chandler Shakespeare	RB	5-10	197	So.	Oxford, Ala.							
43	Philip Lutzenkirchen	TE	6-5	250	Jr.	Marietta, Ga.							
44	Anthony Swain	LB	6-2	205	Fr.	Gadsden, Ala.							
45	Keymiya Harrell	DE	6-4	225	Fr.	Plantersville, Ala.							
45	Davis Hooper	RB	5-11	215	Sr.	Montgomery, Ala.							
47	Jordan Spriggs	DB	5-9	194	RFr.	Mobile, Ala.							
47	Patrick Young	WR	6-4	185	Fr.	Trussville, Ala.							
48	Jake Drum	TE	6-5	253	Jr.	Hoover, Ala.							
49	Nathan Taylor	WR	5-10	178	Sr.	Fredericksburg, Va.							
50	Reese Dismukes	C	6-3	285	Fr.	Spanish Fort, Ala.							
51	Jacob Westrich	LB	6-1	218	RFr.	Huntsville, Ala.							
52	Justin Delaine	DE	6-5	238	RFr.	Linden, Ala.							
53	Jon-Morgan Poole	OL	6-4	275	Fr.	Valley, Ala.							
54	Jeffrey Whitaker	DT	6-4	312	So.	Warner Robins, Ga.							
55	Corey Lemonier	DE	6-4	228	So.	Hialeah, Fla.							
56	Ashton Richardson	LB	6-1	201	Sr.	New Orleans, La.							
57	Christian Westerman	OL	6-3	277	Fr.	Chandler, Ariz.							
58	Harris Gaston	LB	6-2	236	So.	Birmingham, Ala.							
59	Jake Lembke	DS	6-2	236	So.	New Lenox, Ill.							
60	Eric Mack	OL	6-4	330	RFr.	St. Matthews, S.C.							
61	Josh Harris	DS	6-1	224	Sr.	Carrollton, Ga.							

Pronunciation Guide

94	NOSA EGUAE	No-suh E-gway
65	TUNDE FARIYIKE	Tune-Day Fa-ree-kay
14	ERIQUE Florence	E-ree-kay
10	KIEHL Frazier	Kyle
45	KEYMIYA Harrell	Ka-my-ah
55	Corey LEMONIER	Lemon-ear
43	Philip LUTZENKIRCHEN	Lutz-in-kir-chen
93	JABRIAN Niles	Ja-Brian
96	DEVAUNTE Sigler	De-Vaun-tay
85	TRAVANTE Stallworth	Tra-von-tay
27	Robenson THEREZIE	Tha-ree-zee
15	NEIKO Thorpe	Knee-ko
81	C.J. UZOMAH	You-zah-mah
38	JAWARA White	Ja-war-a

2011 Auburn Football Honors & Awards

DAREN BATES

- ▶ Phil Steele Preseason All-SEC Fourth Team

EMORY BLAKE

- ▶ Biletnikoff Award Watch List
- ▶ Coaches Preseason All-SEC Third Team

MICHAEL DYER

- ▶ Maxwell Award Watch List
- ▶ Doak Walker Award Watch List
- ▶ Coaches Preseason All-SEC Second Team
- ▶ Sports Illustrated Preseason All-SEC Team
- ▶ Phil Steele Preseason All-SEC Second Team

COREY LEMONIER

- ▶ Coaches Preseason All-SEC Third Team

PHILIP LUTZENKIRCHEN

- ▶ Mackey Award Watch List
- ▶ Coaches Preseason All-SEC Third Team
- ▶ Sports Illustrated Preseason All-SEC Team
- ▶ Phil Steele Preseason All-SEC Third Team

TRE MASON

- ▶ SEC Co-Freshman of the Week (9/5)

ONTERRIO MCCALEBB

- ▶ Coaches Preseason All-SEC Third Team

BRANDON MOSLEY

- ▶ Coaches Preseason All-SEC Second Team

NEIKO THORPE

- ▶ Coaches Preseason All-SEC Third Team

2011 Season Stats

RECORD.....	OVERALL	HOME	AWAY	NEUTRAL
ALL GAMES	1-0	1-0	0-0	0-0
CONFERENCE	0-0	0-0	0-0	0-0
NON-CONFERENCE	1-0	1-0	0-0	0-0

DATE	OPPONENT	W/L	SCORE	ATTEND
09/03/2011	UTAH STATE	W	42-38	85,245
09/10/2011	MISSISSIPPI STATE*			
09/17/2011	at Clemson			
09/24/2011	FLORIDA ATLANTIC			
10/01/2011	at South Carolina*			
10/08/2011	at Arkansas*			
10/15/2011	FLORIDA*			
10/22/2011	at LSU*			
10/29/2011	OLE MISS*			
11/12/2011	at Georgia*			
11/19/2011	SAMFORD			
11/26/2011	ALABAMA*			

TEAM STATISTICS	AU	OPP
SCORING	42	38
Points Per Game	42.0	38.0
FIRST DOWNS	17	27
Rushing	6	14
Passing	11	12
Penalty	0	1
RUSHING YARDAGE	78	227
Yards gained rushing	111	258
Yards lost rushing	33	31
Rushing Attempts	30	53
Average Per Rush	2.6	4.3
Average Per Game	78.0	227.0
TDs Rushing	2	5
PASSING YARDAGE	286	221
Comp-Att-Int	18-24-0	22-31-0
Average Per Pass	11.9	7.1
Average Per Catch	15.9	10.0
Average Per Game	286.0	221.0
TDs Passing	3	0
TOTAL OFFENSE	364	448
Total Plays	54	84
Average Per Play	6.7	5.3
Average Per Game	364.0	448.0
KICK RETURNS: #-Yards	7-257	2-46
PUNT RETURNS: #-Yards	2-13	1-10
INT RETURNS: #-Yards	0-0	0-0
KICK RETURN AVERAGE	36.7	23.0
PUNT RETURN AVERAGE	6.5	10.0
INT RETURN AVERAGE	0.0	0.0
FUMBLES-LOST	1-0	0-0
PENALTIES-Yards	7-60	6-38
Average Per Game	60.0	38.0
PUNTS-Yards	4-174	3-150
Average Per Punt	43.5	50.0
Net punt average	41.0	45.7
TIME OF POSSESSION/Game	22:19	37:41
3RD-DOWN Conversions	3/9	10/17
3rd-Down Pct	33%	59%
4TH-DOWN Conversions	1/1	3/3
4th-Down Pct	100%	100%
SACKS BY-Yards	1-3	2-15
MISC YARDS	0	0
TOUCHDOWNS SCORED	6	5
FIELD GOALS-ATTEMPTS	0-0	1-1
ON-SIDE KICKS	1-1	0-0
RED-ZONE SCORES	(3-3) 100%	(5-5) 100%
RED-ZONE TOUCHDOWNS	(3-3) 100%	(4-5) 80%
PAT-ATTEMPTS	(6-6) 100%	(5-5) 100%
ATTENDANCE	85245	0
Games/Avg Per Game	1/85245	0/0
Neutral Site Games	0/0	0/0

SCORE BY QUARTERS	1st	2nd	3rd	4th	OT	Total
AUBURN	7	7	14	14		42
Opponents	14	7	3	14		38

RUSHING	GP	Att	Gain	Loss	Net	Avg	TD	Long	Avg/G
Dyer, Michael	1	14	58	1	57	4.1	2	12	57.0
McCalebb, O.	1	9	45	1	44	4.9	0	14	44.0
Mason, Tre	1	1	2	0	2	2.0	0	2	2.0
Trotter, B.	1	5	6	15	-9	-1.8	0	4	-9.0
TEAM	1	1	0	16	-16	-16.0	0	0	-16.0
Total.....	1	30	111	33	78	2.6	2	14	78.0
Opponents.....	1	53	258	31	227	4.3	5	43	227.0

PASSING	G	Effic	Comp-Att-Int	Pct	Yds	TD	Lng	Avg/G
Trotter, B.	1	212.28	17-23-0	73.9	261	3	56	261.0
Moseley, Clint	1	310.00	1-1-0	100.0	25	0	25	25.0
Total.....	1	216.35	18-24-0	75.0	286	3	56	286.0
Opponents.....	1	130.85	22-31-0	71.0	221	0	33	221.0

RECEIVING	G	No.	Yds	Avg	TD	Long	Avg/G
McCalebb, O.	1	5	43	8.6	0	25	43.0
Stallworth, T.	1	4	93	23.2	1	39	93.0
Reed, Trovon	1	4	33	8.2	0	11	33.0
Blake, Emory	1	3	95	31.7	1	56	95.0
Lutzenkirchen	1	2	22	11.0	1	15	22.0
Total.....	1	18	286	15.9	3	56	286.0
Opponents.....	1	22	221	10.0	0	33	221.0

PUNT RETURNS	No.	Yds	Avg	TD	Long
Reed, Trovon	2	13	6.5	0	9
Total.....	2	13	6.5	0	9
Opponents.....	1	10	10.0	0	10

INTERCEPTIONS	No.	Yds	Avg	TD	Long
Total.....	0	0	0.0	0	0
Opponents.....	0	0	0.0	0	0

KICK RETURNS	No.	Yds	Avg	TD	Long
Mason, Tre	4	176	44.0	1	97
Bray, Quan	2	55	27.5	0	33
McCalebb, O.	1	26	26.0	0	26
Total.....	7	257	36.7	1	97
Opponents.....	2	46	23.0	0	24

FUMBLE RETURNS	No.	Yds	Avg	TD	Long
Total.....	0	0	0.0	0	0
Opponents.....	0	0	0.0	0	0

SCORING	TD	FGs	PATs					Saf	Points
			Kick	Rush	Rcv	Pass	DXP		
Dyer, Michael	2	0-0	0-0	0-0	0	0-0	0	0	12
Stallworth, T.	1	0-0	0-0	0-0	0	0-0	0	0	6
Blake, Emory	1	0-0	0-0	0-0	0	0-0	0	0	6
Lutzenkirchen	1	0-0	0-0	0-0	0	0-0	0	0	6
Parkey, Cody	0	0-0	6-6	0-0	0	0-0	0	0	6
Mason, Tre	1	0-0	0-0	0-0	0	0-0	0	0	6
Total.....	6	0-0	6-6	0-0	0	0-0	0	0	42
Opponents.....	5	1-1	5-5	0-0	0	0-0	0	0	38

TOTAL OFFENSE	G	Plays	Rush	Pass	Total	Avg/G
Trotter, B.	1	28	-9	261	252	252.0
Dyer, Michael	1	14	57	0	57	57.0
McCalebb, O.	1	9	44	0	44	44.0
Moseley, Clint	1	1	0	25	25	25.0
Mason, Tre	1	1	2	0	2	2.0
TEAM	1	1	-16	0	-16	-16.0
Total.....	1	54	78	286	364	364.0
Opponents.....	1	84	227	221	448	448.0

2011 Season Stats

FIELD GOALSFGM-FGA Pct 01-19 20-29 30-39 40-49 50-99 Lg Blk

FG SEQUENCE	Auburn	OPPONENTS
Utah State	-	(34)
Mississippi State		
Clemson		
Florida Atlantic		
South Carolina		
Arkansas		
Florida		
LSU		
Ole Miss		
Georgia		
Samford		
Alabama		

Numbers in parentheses indicate field goal was made.

PUNTINGNo.	Yds	Avg	Long	TB	FC	I20	Blkd
Clark, Steven5	213	42.6	48	0	1	1	0
Total.....5	213	42.6	48	0	1	1	0
Opponents.....3	150	50.0	60	0	0	1	0

KICKOFFSNo.	Yds	Avg	TB	OB	Retn	Net	YdLn
Parkey, Cody6	417	69.5	4	0			
Total.....6	417	69.5	4	0	46	48.5	21
Opponents.....7	449	64.1	0	0	257	27.4	42

ALL PURPOSEG	Rush	Rec	PR	KOR	IR	Tot	Avg/G
Mason, Tre1	2	0	0	176	0	178	178.0
McCalebb, O.1	44	43	0	26	0	113	113.0
Blake, Emory1	0	95	0	0	0	95	95.0
Stallworth, T.1	0	93	0	0	0	93	93.0
Dyer, Michael1	57	0	0	0	0	57	57.0
Bray, Quan1	0	0	0	55	0	55	55.0
Reed, Trovon1	0	33	13	0	0	46	46.0
Lutzenkirchen1	0	22	0	0	0	22	22.0
Trotter, B.1	-9	0	0	0	0	-9	-9.0
TEAM1	-16	0	0	0	0	-16	-16.0
Total.....1	78	286	13	257	0	634	634.0
Opponents.....1	227	221	10	46	0	504	504.0

2011 Season Stats

Defensive Statistics

DEFENSIVE LEADERS	GP	-----Tackles-----			TFL/Yds	-Sacks-	-----Pass Def-----			----Fumbles----		Bkd	
		Solo	Ast	Total		No-Yards	Int-Yds	BrUp	QBH	Rcv-Yds	FF	Kick	Saf
35 Evans, Jonathan	1	7	7	14									
5 Holland, Jake	1	4	7	11	2.0-7								
15 Thorpe, Neiko	1	7	2	9									
12 McNeal, Demetruce	1	1	7	8					1				
25 Bates, Daren	1	4	3	7	1.0-2								
11 Davis, Chris	1	3	3	6									
92 Carter, Kenneth	1	3	2	5									
22 Bell, T'Sharvan	1	4		4									
98 Blackson, Angelo	1	1	2	3	0.5-0								
55 Lemonier, Corey	1	1	2	3						2			
95 Ford, Dee	1	3		3	1.0-3	1.0-3				2			
58 Gaston, Harris	1	1	2	3									
94 Eguae, Nosa	1		3	3	1.5-1					2			
13 Sanders, Craig	1	1	1	2	0.5-6								
19 White, Ryan	1	1	1	2									
54 Whitaker, Jeffrey	1		2	2	0.5-1								
52 Delaine, Justin	1		2	2	0.5-1								
61 Harris, Josh	1	1		1									
26 Garrett, Justin	1	1		1									
74 Travis, Jamar	1	1		1	1.0-1					1			
14 Florence, Erique	1		1	1									
38 White, Jawara	1		1	1									
96 Sigler, Devaunte	1		1	1									
Total		44	49	93	8-22	1-3		1	7				
Opponents		36	22	58	5.0-21	2-15			6				

Special Teams Tackles

SPECIAL TEAMS	-----Tackles-----		
	Solo	Ast	Total
22 T'Sharvan Bell	1	0	1
35 Jonathon Evans	1	0	1
61 Josh Harris	1	0	1

2011 Miscellaneous Stats

Plays	Yards	TOP	Qtr	Scoring Play
UTAH STATE				
3	61	1:31	1	E. Blake 56-yard pass from B. Trotter
0	0	0:00	2	T. Mason 97-yard kickoff return
11	65	3:46	3	M. Dyer 11-yard run
7	72	2:55	3	T. Stallworth 39-yard pass from B. Trotter
8	56	1:37	4	P. Lutzenkirchen 15-yard pass from B. Trotter
8	55	2:45	4	M. Dyer 1-yard run

Average Scoring Drive: Plays: 6.2 Yards: 51.5 Time: 2:06

Miscellaneous Statistics

Average Time of Possession (by Quarter)

	1	2	3	4	Total
AUBURN	4:33	5:20	8:00	4:26	22:19
Opponent	10:27	9:40	7:00	10:34	37:41

Third Down Conversions (by Quarter)

	1	2	3	4/OT	Total
AUBURN	1-3	0-1	1-3	1-2	3-9
Pct.	33.3	0.0	33.3	50.0	33.3
Opponents	2-4	2-4	0-2	6-7	10-17
Pct.	50.0	50.0	0.0	85.7	58.8

Third Down Conversions (by Yardage)

Yards to go	1-3	4-6	7-10	11+	Total
AUBURN	1 of 2	1 of 3	0 of 2	1 of 2	3 of 9
Pct.	50.0	33.3	0.0	50.0	33.3
Opponents	6 of 6	2 of 2	0 of 4	2 of 6	10 of 17
Pct.	100.0	100.0	0.0	33.3	58.8

Turnovers

Takeaways — 0, Giveaways — 0
 Difference — Even
 Points Off TOs — AU 0, Opp. 0
 Points Off TOs/Game — AU 0, Opp. 0

Kickoffs

Kickoffs — 6
 Parkey — 6 KO, 4 TB, 0 OB
 Touchbacks — 4
 Out of Bounds — 0
 Opp. Returns — 2 for 46 yards (23.0)
 On-side kicks — 1-for-1

Red Zone

AU Scores/Times in Red Zone: 3/3 (1.000)
 AU TDs/Times in Red Zone: 3/3 (1.000)
 Scores (3): 3 TD, 0 FG
 Non-Scores (0): 0 Half, 0 FGA, 0 INT, 0 Downs
 Opp. Scores/Times in Red Zone: 5/5 (1.000)
 Opp. TDs/Times in Red Zone: 4/5 (.800)
 Scores (5): 4 TD, 1 FG
 Non-Scores (0): 0 INT, 0 FGA, 0 Fumble, 0 Downs

2011 Game-By-Game Team Stats

Game	Score	First Downs		Rushing No-Yds-TD	Passing			Total Off. PI-Yds	Punts No-Avg	Fum. F/L	Penalties No-Yds	3rd Dns	Time of Poss
		Tot	Ru-Pa-Pe		C-A-I	Yds	TD						
Utah State	38	27	14-12-1	53-227-5	22-31-0	221	0	84-448	3-50.0	0/0	6-38	10-17	37:41
at Auburn	42	17	6-11-0	30-78-2	18-24-0	286	3	54-364	4-43.5	1/0	7-60	3-9	22:19
Mississippi State													
at Auburn													
at Clemson													
Auburn													
Florida Atlantic													
at Auburn													
at South Carolina													
Auburn													
at Arkansas													
Auburn													
Florida													
at Auburn													
at LSU													
Auburn													
Ole Miss													
at Auburn													
at Georgia													
Auburn													
Samford													
at Auburn													
Alabama													
at Auburn													

2011 Starting Lineups Offense

	WR	WR	LT	LG	C	RG	RT	WR	HB	QB	RB
UTAH STATE	Carr	Stallworth	Mosley	Cooper	Dismukes	Sullen	Slade	Morgan (RB)	Lutzenkirchen	Trotter	McCalebb
MISSISSIPPI STATE											
at Clemson											
FLORIDA ATLANTIC											
at South Carolina											
at Arkansas											
FLORIDA											
at LSU											
OLE MISS											
at Georgia											
SAMFORD											
ALABAMA											

Defense

	LE	DT	DT	RE	LB	LB	LB	CB	S	S	CB
UTAH STATE	Lemonier	Whitaker	Carter	Eguae	Evans	Holland	Bates	Davis	Thorpe	McNeal	Bell
MISSISSIPPI STATE											
at Clemson											
FLORIDA ATLANTIC											
at South Carolina											
at Arkansas											
FLORIDA											
at LSU											
OLE MISS											
at Georgia											
SAMFORD											
ALABAMA											

2011 Game-By-Game Individual Stats

Rushing

<u>No.-Yds, TD</u>	<u>#5 Dyer</u>	<u>#21 Mason</u>	<u>#23 McCalebb</u>	<u>#14 Trotter</u>
UTAH STATE	14-57, 2	1-2, 0	9-44, 0	5--9, 0
MISSISSIPPI STATE				
at Clemson				
FLORIDA ATLANTIC				
at South Carolina				
at Arkansas				
FLORIDA				
at LSU				
OLE MISS				
at Georgia				
SAMFORD				
ALABAMA				

Receiving

<u>No.-Yds, TD</u>	<u>#80 Blake</u>	<u>#43 Lutzenkirchen</u>	<u>#23 McCalebb</u>	<u>#1 Reed</u>	<u>#85 Stallworth</u>
UTAH STATE	3-95, 1	2-22, 1	5-43, 0	4-33, 0	4-93, 1
MISSISSIPPI STATE					
at Clemson					
FLORIDA ATLANTIC					
at South Carolina					
at Arkansas					
FLORIDA					
at LSU					
OLE MISS					
at Georgia					
SAMFORD					
ALABAMA					

Passing

<u>C-A-Yds-Int, TD</u>	<u>#14 Trotter</u>	<u>#15 Moseley</u>
UTAH STATE STATE	17-23-261-0, 3	1-1-25-0, 0
MISSISSIPPI STATE		
at Clemson		
FLORIDA ATLANTIC		
at South Carolina		
at Arkansas		
FLORIDA		
at LSU		
OLE MISS		
at Georgia		
SAMFORD		
ALABAMA		

Field Goals

<u>Made. (Missed)</u>	<u>#36 Parkey</u>
UTAH STATE	--
MISSISSIPPI STATE	
at Clemson	
FLORIDA ATLANTIC	
at South Carolina	
at Arkansas	
FLORIDA	
at LSU	
OLE MISS	
at Georgia	
SAMFORD	
ALABAMA	

Punting

<u>No.-Avg. In 20</u>	<u>#30 Clark</u>
UTAH STATE	5-42.6, 1
MISSISSIPPI STATE	
at Clemson	
FLORIDA ATLANTIC	
at South Carolina	
at Arkansas	
FLORIDA	
at LSU	
OLE MISS	
at Georgia	
SAMFORD	
ALABAMA	

2011 Game-By-Game Individual Stats

Defensive Linemen

<u>Solo+Ast=Total</u>	<u>#92 Carter</u>	<u>#94 Equae</u>	<u>#95 Ford</u>	<u>#55 Lemonier</u>	<u>#13 Sanders</u>	<u>#74 Travis</u>	<u>#54 Whitaker</u>
UTAH STATE	3+2=5	0+3=3	3+0=3	1+2=3	1+1=2	1+0=1	0+2=2
MISSISSIPPI STATE							
at Clemson							
FLORIDA ATLANTIC							
at South Carolina							
at Arkansas							
FLORIDA							
at LSU							
OLE MISS							
at Georgia							
SAMFORD							
ALABAMA							

Linebackers

<u>Solo+Ast=Total</u>	<u>#25 Bates</u>	<u>#35 Evans</u>	<u>#26 Garrett</u>	<u>#58 Gaston</u>	<u>#5 Holland</u>	<u>#38 White</u>
UTAH STATE	4+3=7	7+7=14	1+0=1	1+2=3	4+7=11	0+1=1
MISSISSIPPI STATE						
at Clemson						
FLORIDA ATLANTIC						
at South Carolina						
at Arkansas						
FLORIDA						
at LSU						
OLE MISS						
at Georgia						
SAMFORD						
ALABAMA						

Defensive Backs

<u>Solo+Ast=Total</u>	<u>#22 Bell</u>	<u>#11 Davis</u>	<u>#14 Florence</u>	<u>#12 McNeal</u>	<u>#15 Thorpe</u>	<u>#19 White</u>
UTAH STATE	4+0=4	3+3=6	0+1=1	1+7=8	7+2=9	1+1=2
MISSISSIPPI STATE						
at Clemson						
FLORIDA ATLANTIC						
at South Carolina						
at Arkansas						
FLORIDA						
at LSU						
OLE MISS						
at Georgia						
SAMFORD						
ALABAMA						

Others

<u>Solo+Ast=Total</u>	<u>#98 Blackson</u>	<u>#52 Delaine</u>	<u>#61 Harris</u>	<u>#96 Sigler</u>
UTAH STATE	1+2=3	0+2=2	1+0=1	0+1=1
MISSISSIPPI STATE				
at Clemson				
FLORIDA ATLANTIC				
at South Carolina				
at Arkansas				
FLORIDA				
at LSU				
OLE MISS				
at Georgia				
SAMFORD				
ALABAMA				

2011 Player Participation

Player	Pos.	2011 Games Played	2011 Starts	Career Games Played	Career Starts	Consec. Career Starts
Daren Bates	LB	1	1	26	23	1
T'Sharvan Bell	DB	1	1	25	4	3
DeAngelo Benton	WR	1	-	22	-	-
Angelo Blackson	DL	1	-	1	-	-
Emory Blake	WR	1	-	26	7	-
Chandler Brooks	K	1	-	1	-	-
Blake Burgess	OL	1	-	15	-	-
Quan Bray	WR	1	-	1	-	-
Quindarius Carr	WR	1	1	40	4	1
Kenneth Carter	DL	1	1	9	1	1
Steven Clark	P	1	-	6	-	-
Drew Cole	DB	1	-	26	-	-
Jared Cooper	OL	1	1	34	1	1
Chris Davis	DB	1	1	15	1	1
Justin Delaine	DE	1	-	1	-	-
Jaylon Denson	WR	1	-	1	-	-
Reese Dismukes	OL	1	1	1	1	1
Michael Dyer	RB	1	-	15	8	-
Nosa Eguae	DE	1	1	15	12	12
Jonathan Evans	LB	1	1	27	3	1
Tunde Fariyike	OL	1	-	1	-	-
Trent Fisher	DB	1	-	1	-	-
Erique Florence	DB	1	-	1	-	-
Dee Ford	DE	1	-	27	1	-
Kiehl Frazier	QB	1	-	1	-	-
Eltoro Freeman	LB	-	-	21	12	-
Brandon Fulse	TE	1	-	1	-	-
Justin Garrett	LB	1	-	1	-	-
Harris Gaston	LB	1	-	14	-	-
A.J. Greene	OL	-	-	6	3	-
Josh Harris	DS	1	-	28	-	-
Jake Holland	LB	1	1	10	1	1
Davis Hooper	RB	-	-	6	-	-
Chris Humphries	DL	1	-	21	-	-
Corey Lemonier	DE	1	1	15	2	1
Philip Lutzenkirchen	TE	1	1	27	6	2
Tre Mason	RB	1	-	1	-	-
Onterio McCalebb	RB	1	1	26	7	2
Demetruce McNeal	DB	1	1	14	1	1
Ikeem Means	DB	1	-	27	-	-
Anthony Morgan	RB	1	1	21	1	1
Clint Moseley	QB	1	-	2	-	-
Brandon Mosley	OL	1	1	15	12	12
Jabrian Niles	DL	1	-	1	-	-
LaDarius Owens	DE	1	-	1	-	-
Cody Parkey	K	1	-	8	-	-
Ladarious Phillips	RB	1	-	1	-	-
Trovon Reed	WR	1	-	2	-	-
Ashton Richardson	LB	1	-	19	-	-
Craig Sanders	DE	1	-	14	-	-
Devaunte Sigler	DL	1	-	1	-	-
Chad Slade	OL	1	1	1	1	1
Ryan Smith	DB	1	-	15	-	-
Travante Stallworth	WR	1	1	14	1	1
John Sullen	OL	1	1	27	2	1
Robenson Therezie	DB	1	-	1	-	-
Neiko Thorpe	S	1	1	39	28	10
Jamar Travis	DL	1	-	25	-	-
Barrett Trotter	QB	1	1	6	1	1
C.J. Uzomah	WR	1	-	1	-	-

Player	Pos.	2011 Games Played	2011 Starts	Career Games Played	Career Starts	Consec. Career Starts
Jeffrey Whitaker	DL	1	1	15	1	1
Jawara White	LB	1	-	1	-	-
Ryan White	DB	1	-	8	-	-
Jermaine Whitehead	DB	1	-	1	-	-
Gabe Wright	DL	1	-	1	-	-

Top Ten Career Games Played (Active)

1. Quindarius Carr	40
2. Neiko Thorpe	39
3. Jared Cooper	34
4. Josh Harris	28
5. Jonathan Evans	27
Dee Ford	27
Philip Lutzenkirchen	27
Ikeem Means	27
JOhn Sullen	27
10. Daren Bates	26
Emory Blake	26
Onterio McCalebb	26

Top Ten Career Games Started (Active)

1. Neiko Thorpe	28
2. Daren Bates	23
3. Nosa Eguae	12
Eltoro Freeman	12
Brandon Mosley	12
6. Michael Dyer	8
7. Emory Blake	7
Onterio McCalebb	7
9. Philip Lutzenkirchen	6
10. T'Sharvan Bell	4
Quindarius Carr	4

Top Five Consecutive Starts (Active)

1. Nosa Eguae	12
Brandon Mosley	12
3. Neiko Thorpe	10
4. T'Sharvan Bell	3
5. Philip Lutzenkirchen	2
Onterio McCalebb	2

2011 Superlatives

Auburn Team Superlatives

Points Scored	.42	vs. Utah State (9/3)
Low	.42	vs. Utah State (9/3)
First Downs	.17	vs. Utah State (9/3)
Low	.17	vs. Utah State (9/3)
Rushing Plays	.30	vs. Utah State (9/3)
Low	.30	vs. Utah State (9/3)
Net Rushing Yards	.78	vs. Utah State (9/3)
Low	.78	vs. Utah State (9/3)
Passes Attempted	.24	vs. Utah State (9/3)
Low	.24	vs. Utah State (9/3)
Passes Completed	.18	vs. Utah State (9/3)
Low	.18	vs. Utah State (9/3)
Had Intercepted	.0	vs. Utah State (9/3)
Low	.0	vs. Utah State (9/3)
Net Passing Yards	.286	vs. Utah State (9/3)
Low	.286	vs. Utah State (9/3)
Total Offensive Plays	.54	vs. Utah State (9/3)
Low	.54	vs. Utah State (9/3)
Total Net Offense	.364	vs. Utah State (9/3)
Low	.364	vs. Utah State (9/3)
Fumbles	.1	vs. Utah State (9/3)
Low	.1	vs. Utah State (9/3)
Fumbles Lost	.0	vs. Utah State (9/3)
Low	.0	vs. Utah State (9/3)
Penalties	.7	vs. Utah State (9/3)
Low	.7	vs. Utah State (9/3)
Penalty Yards	.60	vs. Utah State (9/3)
Low	.60	vs. Utah State (9/3)

Auburn Individual Superlatives

Rushes	.14	Dyer, Michael vs Utah State (9/3)
Yards Rushing	.57	Dyer, Michael vs Utah State (9/3)
TD Rushes	.2	Dyer, Michael vs Utah State (9/3)
Long Rush	.14	McCalebb, Onterio vs Utah State (9/3)
Pass attempts	.23	Trotter, Barrett vs Utah State (9/3)
Pass completions	.17	Trotter, Barrett vs Utah State (9/3)
Yards Passing	.261	Trotter, Barrett vs Utah State (9/3)
TD Passes	.3	Trotter, Barrett vs Utah State (9/3)
Long Pass	.56	Trotter, Barrett vs Utah State (9/3)
Receptions	.5	McCalebb, Onterio vs Utah State (9/3)
Yards Receiving	.95	Blake, Emory vs Utah State (9/3)
TD Receptions	.1	Stallworth, T. vs Utah State (9/3)
		Blake, Emory vs Utah State (9/3)
		Lutzenkirchen vs Utah State (9/3)
		Blake, Emory vs Utah State (9/3)
Long Reception	.56	
Field Goals	.0	
Long Field Goal	.0	
Punts	.5	Clark, Steven vs Utah State (9/3)
Punting Avg	.42.6	Clark, Steven vs Utah State (9/3)
Long Punt	.48	Clark, Steven vs Utah State (9/3)
Punts inside 20	.1	Clark, Steven vs Utah State (9/3)
Long Punt Return	.9	Reed, Trovon vs Utah State (9/3)
Long Kickoff Return	.97	Mason, Tre vs Utah State (9/3)
Tackles	.14	Evans, Jonathan vs Utah State (9/3)
Sacks	.1.0	Ford, Dee vs Utah State (9/3)
Tackles For Loss	.2.0	Holland, Jake vs Utah State (9/3)
Interceptions	.0	
Interception Yards	.0	

Auburn Individual Long Plays

Rushing	.14	by Onterio McCalebb vs. Utah St. (9/3)
Passing	.56	by Barrett Trotter vs. Utah State (9/3)
Receiving	.56	by Emory Blake vs. Utah State (9/3)
Field Goal	--	--
Punt	.48	by Stephen Clark vs. Utah State (9/3)
Punt Return	.9	by Trovon Reed vs. Utah State (9/3)
Kickoff Return	.97	by Tre Mason vs. Utah State (9/3)
Interception Return	--	--

Opponent Team Superlatives

Points Scored	.38	by Utah State (9/3)
Low	.38	by Utah State (9/3)
First Downs	.27	by Utah State (9/3)
Low	.27	by Utah State (9/3)
Rushing Plays	.53	by Utah State (9/3)
Low	.53	by Utah State (9/3)
Net Rushing Yards	.227	by Utah State (9/3)
Low	.227	by Utah State (9/3)
Passes Attempted	.31	by Utah State (9/3)
Low	.31	by Utah State (9/3)
Passes Completed	.22	by Utah State (9/3)
Low	.22	by Utah State (9/3)
Had Intercepted	.0	by Utah State (9/3)
Low	.0	by Utah State (9/3)
Net Passing Yards	.221	by Utah State (9/3)
Low	.221	by Utah State (9/3)
Total Offensive Plays	.84	by Utah State (9/3)
Low	.84	by Utah State (9/3)
Total Net Offense	.448	by Utah State (9/3)
Low	.448	by Utah State (9/3)
Fumbles	.0	by Utah State (9/3)
Low	.0	by Utah State (9/3)
Fumbles Lost	.0	by Utah State (9/3)
Low	.0	by Utah State (9/3)
Penalties	.6	by Utah State (9/3)
Low	.6	by Utah State (9/3)
Penalty Yards	.38	by Utah State (9/3)
Low	.38	by Utah State (9/3)

Opponent Individual Superlatives

Rushes	.22	Turbin, Robert, of Utah State (9/3)
Yards Rushing	.70	Turbin, Robert, of Utah State (9/3)
TD Rushes	.2	Turbin, Robert, of Utah State (9/3)
		Keeton, Chuckie, of Utah State (9/3)
Long Rush	.43	Williams, Kerwynn, of Utah State (9/3)
Pass attempts	.30	Keeton, Chuckie, of Utah State (9/3)
Pass completions	.21	Keeton, Chuckie, of Utah State (9/3)
Yards Passing	.213	Keeton, Chuckie, of Utah State (9/3)
TD Passes	.0	
Long Pass	.33	Keeton, Chuckie, of Utah State (9/3)
Receptions	.6	Austin, Matt, of Utah State (9/3)
Yards Receiving	.67	Austin, Matt, of Utah State (9/3)
TD Receptions	.0	
Long Reception	.33	Austin, Matt, of Utah State (9/3)
		Smith, Michael, of Utah State (9/3)
Field Goals	.1	Thompson, Josh, of Utah State (9/3)
Long Field Goal	.34	Thompson, Josh, of Utah State (9/3)
Punts	.3	Bennett, Tyler, of Utah State (9/3)
Punting Avg	.50.0	Bennett, Tyler, of Utah State (9/3)
Long Punt	.60	Bennett, Tyler, of Utah State (9/3)
Punts inside 20	.1	Bennett, Tyler, of Utah State (9/3)
Long Punt Return	.10	Williams, Kerwynn, of Utah State (9/3)
Long Kickoff Return	.24	Williams, Kerwynn, of Utah State (9/3)
Tackles	.10	Wagner, Bobby, of Utah State (9/3)
Sacks	.1.0	Austin, Matt, of Utah State (9/3)
		Wagner, Bobby, of Utah State (9/3)
Tackles For Loss	.2.0	Wagner, Bobby, of Utah State (9/3)
Interceptions	.0	
Interception Yards	.0	

Opponent Individual Long Plays

Rushing	.43	by Kerwynn Williams of Utah State (9/3)
Passing	.33	by Chuckie Keeton of Utah State (9/3)
Receiving	.33	by Matt Austin of Utah State (9/3)
	.33	by Michael Smith of Utah State (9/3)
Field Goal	.34	by Josh Thompson of Utah State (9/3)
Punt	.60	by Tyler Bennett of Utah State (9/3)
Punt Return	.10	by Kerwynn Williams of Utah State (9/3)
Kickoff Return	.24	by Kerwynn Williams of Utah State (9/3)
Interception Return	.0	

2011 Plays of 20+ Yards

Yards	Type	Player(s)	Opponent	Qtr.
56 (TD)	pass	Emory Blake from Barrett Trotter	Utah State	1st
39 (TD)	pass	Travante Stallworth from Barrett Trotter	Utah State	3rd
26	pass	Travante Stallworth from Barrett Trotter	Utah State	4th
25	pass	Onterio McCalebb from Clint Moseley	Utah State	3rd
21	pass	Emory Blake from Barrett Trotter	Utah State	4th

Play Breakdown

BY PLAY

Pass.....5
Run0

BY GAME

Utah State5
Mississippi State-
at Clemson-
Florida Atlantic-
at South Carolina-
at Arkansas-
Florida-
at LSU-
Ole Miss-
at Georgia-
Samford-
Alabama-

BY QUARTER

1st1
2nd0
3rd2
4th2

RUSHING

N/A

PASSING

Barrett Trotter4
Clint Moseley1

RECEIVING

Emory Blake2
Travante Stallworth2
Onterio McCalebb1

The Last Time...

An Auburn Team

Had 35 First Downs... vs. Western Carolina, 2002 (37)
Had 30 First Downs... vs. Furman, 2009 (30)
Had 400 yards rushing... vs. LSU, 2010 (440)
Had 300 yards rushing... vs. Georgia, 2010 (315)
Had 300 yards rushing in consecutive games... vs. Chattanooga (303); vs. Georgia (315), 2010
Had 300 yards rushing in six consecutive games... at Kentucky (311); vs. Arkansas (330); vs. LSU, (440); at Ole Miss (343); vs. Chattanooga (303); vs. Georgia (315), 2010
Had 300 yards rushing in six consecutive SEC games... vs. South Carolina (334); at Kentucky (311); vs. Arkansas (330); vs. LSU, (440); at Ole Miss (343); vs. Georgia (315), 2010
Had 50 or more rushing attempts... vs. Oregon [BCSNCG], 2011 (50)
Had six or more rushing TDs... vs. Arkansas, 2010 (6)
Had five or more rushing TDs... vs. Georgia, 2010 (5)
Had four or more rushing TDs... vs. Georgia, 2010 (5)
Had 350 or more yards passing... vs. South Carolina [SECCG], 2010 (351)
Had 300 or more yards passing... vs. South Carolina [SECCG], 2010 (351)
Had 50 or more pass attempts... vs. Mississippi State, 1997 (54)
Had 30 or more pass completions... vs. Arkansas, 1995 (34)
Had five TDs passing... vs. Ball State, 2009 (5)
Had four TDs passing... vs. South Carolina [SECCG], 2010 (4)
Had three TDs passing... vs. Utah State, 2011 (3)
Had 500 or more yards total offense... vs. Oregon [BCSNCG], 2011 (519)
Had 500 or more yards total offense in consecutive games... vs. South Carolina [SECCG] (589), vs. Oregon [BCSNCG], 2011 (519)
Had 80 or more total plays... vs. Oregon [BCSNCG], 2011 (85)
Scored 70 or more points... vs. Louisiana-Monroe, 2003 (73)
Scored 60 or more points... vs. Arkansas, 2010 (65)
Scored 50 or more points... vs. South Carolina [SECCG], 2010 (56)
Scored 40 or more points... vs. Utah State, 2011 (42)
Scored 40 or more points in three consecutive games... at Ole Miss (51), vs. Chattanooga (62), vs. Georgia (49), 2010
Had five or more fumbles... vs. Southern Miss (5), 2008
Did not commit a turnover... vs. Utah State, 2011
Had 200-yard rusher and 100-yard receiver in a game... vs. Syracuse, 2002 (Carnell Williams [202 rush] and Marcel Willis [113 receiving])
Had 150-yard rusher and 150-yard receiver in a game... at Arkansas, 2001 (Carnell Williams [177 rush] and Tim Carter [156 receiving])
Had 100-yard receiver and 100-yard rusher in a game... at Kentucky, 2010 (Cam Newton [198 rush], Darvin Adams [101 rec])
Had two 100-yard rushers in a game... vs. LSU, 2010 (Cam Newton [217] and Mike Dyer [100])
Had two 150-yard rushers in a game... vs. Mississippi State, 2003 (Brandon Jacobs [182] and Carnell Williams [164])
Had three 100-yard rushers in a game ... vs. Maryland, 1983 (Tommie Agee [219], Lionel James [115] and Bo Jackson [105])
Had two 100-yard receivers in a game... vs. Chattanooga, 2010 (Terrell Zachery [148] and Darvin Adams [106])
Had a 60-yard run and a 60-yard pass in a game ... vs. Alabama, 2009 (Terrell Zachery 67 rush, Chris Todd to Darvin Adams 72 pass)
Had three players with 2 rushing TDs... vs. Louisiana-Monroe, 2003 (Carnell Williams [2], Brandon Jacobs [2], Tre Smith [2])
Had three players with 2 TDs... vs. Georgia, 2010 (Onterio McCalebb [3 rush], Cam Newton [2 rush], Philip Lutzenkirchen [2 rec.])
Had two players with seven or more catches in a game ... Courtney Taylor vs. Alabama, 2003 (7), Silas Daniels vs. Alabama, 2003 (7)
Scored a touchdown on offense, defense and special teams... vs. Louisiana-Monroe, 2008 (2 offense [1 pass, 1 rush], 1 defense [fumble return], 1 special team [punt return])
Scored on the first offensive play ... vs. Alabama, 2003 (Carnell Williams, 80 yard run)
Returned a punt for a TD... vs. Louisiana-Monroe, 2008 (Robert Dunn) [66 yards]
Returned a kickoff for a TD... vs. Utah State, 2011 (Tre Mason) [97 yards]
Returned opening kickoff for a TD... vs. Tennessee-Martin, 2008 (Tristan Davis) [95 yards]
Returned three interceptions for TDs... vs. LSU, 1994 (Ken Alvis, Fred Smith, Brian Robinson)
Returned two interceptions for TDs... vs. LSU, 1994 (Ken Alvis, Fred Smith, Brian Robinson)
Returned an interception for a TD... vs. South Carolina [SECCG], 2010 (T'Sharvan Bell) [10]

Returned two fumbles for TDs... vs. Vanderbilt, 2002 (Spencer Johnson, Karlos Dansby)
Returned a fumble for a TD... vs. Arkansas, 2010 (Zac Etheridge) [47]
Blocked a punt ... vs. Arkansas, 2010 (Antonio Goodwin)
Blocked two punts... vs. La-Monroe, 2003 (3 - Justin Fetsko [2], Donnay Young)
Blocked three punts ... vs. La-Monroe, 2003 (3 - Justin Fetsko [2], Donnay Young)
Returned a blocked punt for a TD... vs. Florida, 2006 (Tre Smith)
Blocked a field goal ... vs. Kentucky, 2009 (Jake Ricks)
Returned a blocked field goal for a TD... vs. Kentucky, 2009 (Neiko Thorpe) [69]
Blocked two field goals in a game... at Georgia, 2001 (Alton Moore, 2)
Blocked a PAT attempt ... vs. Arkansas State, 2010 (Mike Blanc)
Blocked two PAT attempt ... vs. LSU, 1998 (Charles Dorsey, 2)
Missed a kicking PAT... vs. Chattanooga, 2010 (Wes Byrum)
Had a punt blocked... at Mississippi State, 2009 (Clinton Durst)
Had a field goal blocked... at Mississippi State, 2010 (Wes Byrum)
Had a successful on-side kick... vs. Utah State, 2011 (Chandler Brooks/Emory Blake)
Was held scoreless... at Alabama, 2008 (0-36)
Was held scoreless at Jordan-Hare Stadium... vs. Southern California, 2003 (0-23)
Held an opponent scoreless... vs. Louisiana-Monroe, 2008 (34-0)
Held an opponent scoreless at Jordan-Hare Stadium... vs. La-Monroe, 2008 (34-0)
Held an opponent to five or less first downs... vs. Ball State, 2001 (5)
Held an opponent to 10 or less first downs... vs. Tennessee, 2008 (9)
Intercepted five or more passes... vs. Northwestern [Outback], 2010 (5)
Intercepted four or more passes... vs. Northwestern [Outback], 2010 (5)
Held an opponent to 300 or less yards total offense... vs. LSU, 2010 (243)
Held an opponent to 200 or less yards total offense... vs. Tennessee, 2008 (191)
Held an opponent to 150 or less yards total offense... at Mississippi State, 2008 (116)
Held an opponent to 100 or less yards total offense... vs. Ball State, 2001 (92)
Held an opponent to 100 or less yards rushing... vs. Oregon [BCSNCG], 2011 (75)
Held an opponent to 50 or less yards rushing... vs. Louisiana-Monroe, 2010 (38)
Held an opponent to negative yards rushing... vs. Florida, 2001 (-36)
Held an opponent to 100 or less yards passing... vs. Kentucky, 2009 (75)
Held an opponent without a touchdown... vs. Louisiana-Monroe, 2010
Scored a safety... vs. Oregon [BCSNCG], 2011 (Mike Blanc)
Scored on a fake field goal... vs. Vanderbilt, 2000 (Duval pass to Diamond)
Scored an offensive two-point conversion ... at Alabama, 2006 (Lee Guess pass from Carl Stewart)
Scored two or more offensive two-point conversions... vs. Florida, 2002 [2]
Scored a defensive two-point conversion... vs. Ole Miss, 2009 (Demond Washington)
Had 10 or more penalties... vs. Northwestern [Outback], 2010 (12)
Had 100 or more penalty yards... Northwestern [Outback], 2010 (140)
Had 35 minutes time of possession... at West Virginia, 2008 (35:19)
Was involved in a game that ended in a tie... vs. Georgia, 1994 (23-23)
Was involved in an overtime game... vs. Clemson, 2010 (27-24 win)
Won a game without scoring an offensive touchdown ... at Miss. State, 2008 (3-2)

An Auburn Player

Rushed 40 times in a game... Carnell Williams vs. Syracuse, 2002 (40)
Rushed 35 times in a game... Kenny Irons at Georgia, 2005 (37)
Rushed 30 times in a game... Kenny Irons at Arkansas, 2005 (33)
Rushed for 200 yards in a game... Cam Newton vs. LSU, 2010 (217)
Rushed for 150 yards in a game... Cam Newton vs. Georgia, 2010 (151)
Rushed for 100 yards in a game... Mike Dyer vs. Oregon [BCSNCG], 2011 (143)
Quarterback rushed for 100 yards in a game... Cam Newton vs. Georgia, 2010 (151)
Rushed for 100 yards in five consecutive games... Kenny Irons vs. Alabama (103), at Georgia (179), at Kentucky (103), vs. Ole Miss (101), at LSU (218), 2005
Rushed for 100 yards in four consecutive games... Kenny Irons vs. Alabama (103), at Georgia (179), at Kentucky (103), vs. Ole Miss (101)
Rushed for 100 yards in three consecutive games... Cam Newton at Kentucky (198), vs. Arkansas (188), vs. LSU (217), 2010
Rushed for 100 yards in consecutive games... Mike Dyer vs. LSU (100), at Ole Miss (180), 2010
Rushed for 150 yards in three consecutive games... Cam Newton at Kentucky (198), vs. Arkansas (188), vs. LSU (217), 2010
Rushed for 150 yards in consecutive games... Cam Newton vs. Arkansas (188), vs. LSU (217), 2010
Rushed for 4 or more TDs in a game... Cam Newton at Kentucky, 2010 (4)
Rushed for 3 or more TDs in a game... Onterio McCalebb vs. Georgia, 2010 (3)
Rushed for 2 or more TDs in four consecutive games... Carnell Williams vs. Western

The Last Time...

Carolina (2), vs. Vanderbilt (2), at Miss. State (2), vs. Syracuse (2), 2002
Rushed for 2 or more TDs in three consecutive games... Cam Newton at Kentucky (4), vs. Arkansas (3), vs. LSU (2), 2010
Rushed for a TD in five consecutive games... Onterio McCalebb vs. Arkansas (1); vs. LSU (1); at Ole Miss (1); vs. Chattanooga (1); vs. Georgia (3), 2010
Passed for 400 yards in a game... Ben Leard at Georgia, 1999 (416)
Passed for 300 yards in a game... Cam Newton vs. South Carolina [SECCG], 2010 (335)
Attempted 50 passes in a game... Dameyune Craig vs. Mississippi State, 1997 (54)
Attempted 40 passes in a game... Kodi Burns at Ole Miss, 2008 (43)
Threw five TDs in a game... Chris Todd vs. Ball State, 2009 (5)
Threw four TDs in a game... Cam Newton vs. South Carolina [SECCG], 2010 (4)
Threw three TDs in a game... Barrett Trotter vs. Utah State, 2011 (3)
Threw four TDs or more in consecutive games... Chris Todd vs. West Virginia (4), vs. Ball State (5), 2009
Threw two TDs or more in five consecutive games... Cam Newton at Ole Miss (2), vs. Chattanooga (4), vs. Georgia (2), at Alabama (3), vs. South Carolina (4), 2010
Had 400 yards total offense in a game... Cam Newton South Carolina [SECCG], 2010 (408)
Had 300 yards total offense in a game... Cam Newton vs. Oregon [BCSNCG], 2011 (329)
Accounted for four or more TDs in a game... Cam Newton South Carolina [SECCG], 2010 (6)
Accounted for three or more TDs in a game... Barrett Trotter vs. Utah State, 2011 (3)
Accounted for three or more TDs in four consecutive games... Cam Newton vs. Chattanooga (5), vs. Georgia (4), at Alabama (4), vs. South Carolina (6), 2010
Caught 15 passes in a game... Willie Gosha vs. Arkansas, 1995 (17)
Caught 10 or more passes in a game... Darvin Adams vs. N'western [Outback], 2010 (12)
Caught seven or more passes in a game... Darvin Adams vs. South Carolina [SECCG], 2010 (7)
Had 200 or more yards receiving in a game... Darvin Adams vs. South Carolina [SECCG], 2010 (217)
Had 150 or more yards receiving in a game... Darvin Adams vs. South Carolina [SECCG], 2010 (217)
Had 100 or more yards receiving in a game... Darvin Adams vs. South Carolina [SECCG], 2010 (217)
Had 100 yards receiving in consecutive games... Darvin Adams vs. Alabama, 2009 (138), vs. Northwestern [Outback], 2010 (142)
Caught four or more TD passes in a game... Alexander Wright vs. Pacific, 1989 (4)
Caught three or more TD passes in a game... Darvin Adams vs. Furman, 2009 (3)
Caught two or more TD passes in a game... Darvin Adams vs. South Carolina [SECCG], 2010 (2)
Caught a TD pass in consecutive games... Emory Blake vs. Oregon [BCSNCG], vs. Utah State, 2011
Caught a TD pass in three consecutive games... Emory Blake vs. South Carolina [SECCG], vs. Oregon [BCSNCG], vs. Utah State, 2010/11
Caught a TD pass in four consecutive games ... Emory Blake at Alabama; vs. South Carolina [SECCG], vs. Oregon [BCSNCG], vs. Utah State, 2010/11
Quarterback caught a TD pass ... Cam Newton from Kodi Burns at Ole Miss, 2010
Running back caught two or more TD passes in a game... Mario Fannin vs. Arkansas St., 2010 (2)
Running back caught a TD pass in consecutive games ... Mario Fannin vs. West Virginia, Ball State, 2009
Tight end caught two or more TD passes in a game... Philip Lutzenkirchen vs. Georgia, 2010 (2)
Tight end caught a TD pass in consecutive games ... Philip Lutzenkirchen vs. Georgia, at Alabama, 2010
Scored 15 or more points kicking... Wes Byrum at Ole Miss, 2010 (15)
Scored 10 or more points kicking... Wes Byrum at Ole Miss, 2010 (15)
Kicked five or more field goals in a game... Jaret Holmes vs. UAB, 1996 (5)
Kicked four or more field goals in a game... Wes Byrum at Tennessee, 2009 (4)
Had 150 kickoff return yards in a game... Tre Mason vs. Utah State, 2011 (176)
Had 100 punt return yards in a game... Robert Dunn vs. Southern Miss, 2008 (103)
Scored four or more TDs... Cam Newton at Kentucky, 2010 (4 rush)
Scored three or more TDs... Cam Newton vs. Arkansas, 2010 (3 rush)
Scored a rushing and receiving TD in a game... Mario Fannin vs. Georgia, 2008
Had an 80-yard run... Carnell Williams vs. Alabama, 2003 (80)
Had a 70-yard run... Onterio McCalebb vs. LSU, 2010 (70)
Had a 60-yard run... Onterio McCalebb at Ole Miss, 2010 (68)
Completed an 80-yard pass... Cam Newton to Terrell Zachery vs. Chattanooga, 2010 (80)
Completed a 70-yard pass... Cam Newton to Terrell Zachery at Alabama, 2010 (70)
Completed a 60-yard pass... Cam Newton to Darvin Adams vs. South Carolina [SECCG],

2010 (62)
Kicked a field goal of 50 or more yards... Wes Byrum vs. Southern Miss, 2008 (52)
Kicked a field goal of 50 or more yards in consecutive games... John Vaughn, 2006; at Mississippi State (55), vs. Washington State (52)
Kicked two field goals of 50+ yards in a game... Win Lyle vs. Tennessee, 1987 [55, 52]
Had a 70-yard punt... Kody Bliss vs. Tualne, 2006 (71)
Had a 60-yard punt... Ryan Shoemaker vs. New Mexico State, 2007 (67)
Blocked a field goal in a game... Tez Doolittle vs. Georgia, 2008
Blocked two field goals in a game... Alton Moore at Georgia, 2001
Blocked a PAT attempt ... Mike Blanc vs. Arkansas State, 2010
Blocked two PAT attempts ... Charles Dorsey vs. LSU, 1998 (2)
Blocked a punt in a game... Antonio Goodwin vs. Arkansas, 2010
Blocked two punts in a game... Justin Fetsko vs. Louisiana-Monroe, 2003 (2)
Intercepted three or more passes in a game... Junior Rosegreen at Tennessee, 2004 (4)
Intercepted two or more passes in a game... Josh Bynes vs. Arkansas, 2010 (2)
Intercepted a pass in consecutive games... Jerraud Powers, 2007; at Georgia; vs. Alabama, 2007
Intercepted a pass in three consecutive games... Jerraud Powers, 2007; vs. Tennessee Tech, at Georgia; vs. Alabama
Recovered two fumbles in a game... Sen'Derrick Marks at Alabama, 2006 (2)
Forced two fumbles in a game... Quentin Groves at Alabama, 2006 (2)
Intercepted a pass and had a fumble recovery in a game ... Nick Fairley at Mississippi State, 2010

An Auburn Opponent

Scored 50 or more points... Georgia, 1996 (56) [4 OT]
Scored 40 or more points... Arkansas, 2010 (43)
Had 350 or more yards rushing... Arkansas, 2002 (426)
Had 300 or more yards rushing... Arkansas, 2002 (426)
Had 250 or more yards rushing... Kentucky, 2009 (282)
Had 50 or more rushing attempts... Utah State, 2011 (53)
Had five or more rushing TDs... Utah State, 2011 (5)
Had 500 yards passing... Northwestern [Outback], 2010 (532)
Had 400 yards passing... Arkansas, 2010 (428)
Had 350 yards passing... Oregon [BCSNCG], 2011 (374)
Had 300 yards passing... Oregon [BCSNCG], 2011 (374)
Had 50 or more pass attempts... Northwestern [Outback], 2010 (78)
Had 40 or more pass attempts... Oregon [BCSNCG], 2011 (41)
Had 30 or more pass completions... Arkansas, 2010 (35)
Had 25 or more pass completions... Oregon [BCSNCG], 2011 (28)
Had four or more TDs passing... Arkansas, 2010 (5)
Had three or more TDs passing... Arkansas, 2010 (5)
Had five passes intercepted... Northwestern [Outback], 2010 (5)
Had four passes intercepted... Northwestern [Outback], 2010 (5)
Had 600 yards total offense... Northwestern [Outback], 2010 (621)
Had 500 yards total offense... Arkansas, 2010 (566)
Had 400 yards total offense... Utah State, 2011 (448)
Had five or more fumbles... South Carolina, 2005 (5)
Lost four or more fumbles... Mississippi State, 2002 (4)
Had four or more turnovers... Louisiana-Monroe, 2010 (3 fum/1 int)
Returned a punt for a TD... LSU, 2005 (Skyler Green, 66 yards)
Returned a kickoff for a TD... Chattanooga, 2010 (Brian Sutherland, 98 yards)
Returned an interception for a TD... Mississippi State, 2007 (Derek Pegues, 20 yards)
Returned a fumble for a TD... Arkansas, 1997 (C.J. McLain, 52 yards)
Returned a blocked punt for a TD... Mississippi State, 2009 (Robert Elliott, 10 yards)
Blocked an Auburn punt... Mississippi State, 2009
Blocked an Auburn field goal... Mississippi State, 2010 (Fletcher Cox)
Had a successful on-side kick... Ole Miss, 2010 (Andrew Ritter/Fon Ingram)
Held Auburn to 300 yards total offense... LSU, 2009 (193)
Held Auburn to 200 yards total offense... LSU, 2009 (193)
Held Auburn below 100 yards rushing... Utah State, 2011 (78)
Held Auburn below 50 yards rushing... Georgia Tech, 2003 (40)
Held Auburn to negative yards rushing... Tennessee, 1997 (-15)
Held Auburn below 100 yards passing... LSU, 2009 (81)
Held Auburn to 10 or less first downs... Alabama, 2008 (8)
Had 10 or more penalties... Arkansas, 2007 (10)
Had 100 or more yards in penalties... Arkansas, 2007 (100)

The Last Time...

Had two 100-yard rushers in a game... Kentucky, 2009 [Derrick Locke, 126; Randall Cobb, 109]

Had two 100-yard receivers in a game... Northwestern [Outback], 2010 [Andrew Brewer, 133; Drake Dunsmore, 120]

Had a 100-yard rusher and a 100-yard receiver... Ole Miss, 2009 [Dexter McCluster, 186 rush; Shay Hodge, 105 rec.]

Had a 100-yard rusher and two 100-yard receivers... Tulane, 2006 [Matt Forte, 117 rush; Preston Brown, 139 rec.; Damarcus Davis, 126 rec.]

Did Not Have a Turnover ... Utah State, 2011

Scored a safety... Mississippi State, 2008 (Ryan Pugh holding penalty)

Scored a two-point conversion... Oregon [BCSNCG], 2011 (twice)

Had 35 minutes time of possession... Utah State, 2011 (37:41)

An Opposing Player

Rushed for 200 yards in a game... Noel Devine, West Virginia, 2008 (207)

Rushed for 150 yards in a game... Dexter McCluster, Ole Miss, 2009 (186)

Rushed for 100 yards in a game... Jeff Scott, Ole Miss, 2010 (134)

Passed for 400 yards in a game... Mike Kafka, Northwestern [Outback], 2010 (532)

Passed for 350 yards in a game... Darron Thomas, Oregon [BCSNCG], 2011 (363)

Passed for 300 yards in a game... Darron Thomas, Oregon [BCSNCG], 2011 (363)

Attempted 70 passes in a game... Mike Kafka, Northwestern [Outback], 2010 (78)

Attempted 60 passes in a game... Mike Kafka, Northwestern [Outback], 2010 (78)

Attempted 50 passes in a game... Mike Kafka, Northwestern [Outback], 2010 (78)

Attempted 40 passes in a game... Ryan Aplin, Arkansas State, 2010 (42)

Completed 40 passes in a game... Mike Kafka, Northwestern [Outback], 2010 (47)

Completed 25 passes in a game... Darron Thomas, Oregon [BCSNCG], 2011 (27)

Threw three or more TD passes in a game... Aaron Murray, Georgia, 2010 (3)

Had 400 yards total offense... Mike Kafka, Northwestern [Outback], 2010 (562)

Had 350 yards total offense... Greg McElory, Alabama, 2010 (367)

Accounted for 3 or more TDs... Tyler Wilson, Arkansas, 2010 (4)

Threw, Ran and Caught a TD in a game... Randall Cobb, Kentucky, 2010 (2 rush, 1 pass, 1 rec.)

Caught 10 or more passes... Julio Jones, Alabama, 2010 (10)

Caught seven or more passes... Jeff Maehl, Oregon [BCSNCG], 2011 (9)

Three or more players caught seven or more passes... Zeke Markshausen (12), Sidney Stewart (10), Drake Dunsmore (9), Andrew Brewer (8), Northwestern [Outback], 2010

Had 100 yards receiving... Jeff Maehl, Oregon [BCSNCG], 2011 (153)

Had 200 yards receiving... Charles Lee, Central Florida, 1999 (203)

Caught three or more TD passes... Chris Collins, Ole Miss, 2002 (3)

Caught two or more TD passes... LaMichael James, Oregon [BCSNCG], 2011 (2)

Scored three TDs... Randall Cobb, Kentucky, 2010 (3)

Had a 90-yard run... Guy Minor, LSU, 1936 (90)

Had an 80-yard run... Jeff Scott, Ole Miss, 2010 (83) [TD]

Had a 70-yard run... Jeff Scott, Ole Miss, 2010 (83) [TD]

Had a 60-yard run... Jeff Scott, Ole Miss, 2010 (83) [TD]

Completed an 80-yard pass... Darren Thomas to Jeff Maehl, Oregon [BCSNCG], 2011 (81)

Completed a 70-yard pass... Darren Thomas to Jeff Maehl, Oregon [BCSNCG], 2011 (81)

Completed a 60-yard pass... Darren Thomas to Jeff Maehl, Oregon [BCSNCG], 2011 (81)

Kicked a 50-yard field goal... Steve Lindsey, Ole Miss, 1997 (52)


Had a 70-yard punt... Blake McAdams, Mississippi State, 2007 (73)

Had a 60-yard punt... Tyler Bennett, Utah State, 2011 (60)

Made three or more FGs ... Colt David, LSU, 2007 (3)



The Players



DAREN BATES #25
LB

5-11 • 205 • Jr. • 2L
Memphis, Tenn. (Olive Branch)
Psychology



T'SHARVAN BELL #DB
22

6-0 • 182 • Jr. • 2L
Kissimmee, Fla. (Osceola)
Management

CAREER — Moved to linebacker as a sophomore after playing safety as a freshman in 2009.

2011 — Phil Steele Preseason All-SEC Fourth Team ... Totaled seven tackles in the opener against Utah State ... Also recorded one tackle for loss.

BATES' CAREER DEFENSIVE STATS

YEAR	G/GS	TT	UT	AT	TFL-YDS	QBS-YDS	FF/FR	PD	I/YDS
2009	13/13	70	46	24	2.5-19	0.5-12	0/1	4	1/0
2010	12/9	48	31	17	1.0-1	0.0-0	2/0	0	1/0
2011	1/1	7	4	3	1.0-2	0.0-0	0/0	0	0/0
Totals	26/23	125	81	44	4.5-22	0.5-12	2/1	4	2/0

BATES' CAREER GAME HIGH STATS

	No.	Opponent	Date
Tackles	10	Arkansas State	9/4/10
Tackles for Loss	1.5	Ball State	9/26/09
Sacks	0.5	Ball State	9/26/09

BATES' GAME-BY-GAME DEFENSIVE STATS

DATE	OPPONENT	TT	UT	AT	PD	INT-YDS
9/5/09	* LOUISIANA TECH	3	1	2	1	1-0
9/12/09	* MISSISSIPPI STATE	3	0	3	0	0-0
9/19/09	* WEST VIRGINIA	4	4	0	0	0-0
9/26/09	* BALL STATE	7	5	2	1	0-0
10/3/09	* at Tennessee	7	6	1	0	0-0
10/10/09	* at Arkansas	6	5	1	0	0-0
10/17/09	* KENTUCKY	8	6	2	0	0-0
10/24/09	* at LSU	4	0	4	0	0-0
10/31/09	* OLE MISS	9	5	4	1	0-0
11/7/09	* FURMAN	2	2	0	0	0-0
11/14/09	* at Georgia	3	1	2	0	0-0
11/27/09	* ALABAMA	7	5	2	0	0-0
1/1/10	* Northwestern (Outback)	7	6	1	1	0-0

DATE	OPPONENT	TT	UT	AT	PD	INT-YDS
9/4/10	* ARKANSAS STATE	10	7	3	0	0-0
9/9/10	* at Mississippi State	3	3	0	0	0-0
9/18/10	* CLEMSON	5	3	2	0	0-0
9/25/10	* SOUTH CAROLINA	5	3	2	0	0-0
10/2/10	* LOUISIANA-MONROE	1	0	1	0	0-0
10/9/10	* at Kentucky	8	6	2	0	0-0
10/16/10	* ARKANSAS	3	2	1	0	0-0
10/23/10	* LSU	5	2	3	0	0-0
10/30/10	at Ole Miss					DID NOT PLAY
11/6/10	CHATTANOOGA					DID NOT PLAY
11/13/10	* GEORGIA	1	1	0	0	0-0
11/26/10	at Alabama	0	0	0	0	0-0
12/4/10	South Carolina (SECCG)	6	3	3	0	1-0
1/10/11	Oregon (BCSNCG)	1	1	0	0	0-0

DATE	OPPONENT	TT	UT	AT	PD	INT-YDS
9/3/10	* UTAH STATE	7	4	3	0	0-0

2011 — Recorded four tackles against Utah State ... All four stops were solos.

BELL'S CAREER DEFENSIVE STATS

YEAR	G/GS	TT	UT	AT	TFL-YDS	QBS-YDS	FF/FR	PD	I/YDS
2009	13/0	9	7	2	0.5-2	0.0-0	0/0	3	3-3
2010	11/3	38	29	9	3.5-7	1.0-4	0/1	4	1-10
2011	1/1	4	4	0	0.0-0	0.0-0	0/0	0	0-0
Totals	25/4	51	40	11	4.0-9	1.0-4	0/1	7	4-13

BELL'S CAREER GAME HIGH STATS

	No.	Opponent	Date
Tackles	9	South Carolina (SECCG)	12/4/10
Interceptions	1	2x (last vs. South Carolina [SECCG])	12/4/10

BELL'S GAME-BY-GAME DEFENSIVE STATS


DATE	OPPONENT	TT	UT	AT	PD	INT-YDS
9/5/09	LOUISIANA TECH	1	1	0	0	0-0
9/12/09	MISSISSIPPI STATE	1	1	0	1	1-0
9/19/09	WEST VIRGINIA	1	1	0	0	0-0
9/26/09	BALL STATE	1	1	0	0	0-0
10/3/09	at Tennessee	0	0	0	0	0-0
10/10/09	at Arkansas	2	1	1	0	0-0
10/17/09	KENTUCKY	0	0	0	0	0-0
10/24/09	at LSU	0	0	0	0	0-0
10/31/09	OLE MISS	0	0	0	0	0-0
11/7/09	FURMAN	0	0	0	0	0-0
11/14/09	at Georgia	2	2	0	0	0-0
11/27/09	ALABAMA	1	0	1	0	0-0
1/1/10	Northwestern (Outback)	0	0	0	2	2-0

DATE	OPPONENT	TT	UT	AT	PD	INT-YDS
9/4/10	ARKANSAS STATE	2	0	2	1	0-0
9/9/10	at Mississippi State	0	0	0	0	0-0
9/18/10	CLEMSON	3	2	1	0	0-0
9/25/10	SOUTH CAROLINA	2	0	2	0	0-0
10/2/10	* LOUISIANA-MONROE	5	4	1	1	0-0
10/9/10	* at Kentucky	6	6	0	0	0-0
10/16/10	ARKANSAS	0	0	0	0	0-0
10/23/10	LSU					DID NOT PLAY
10/30/10	at Ole Miss					DID NOT PLAY
11/6/10	CHATTANOOGA					DID NOT PLAY
11/13/10	GEORGIA	3	3	0	0	0-0
11/26/10	at Alabama	3	3	0	2	0-0
12/4/10	* South Carolina (SECCG)	9	6	3	0	1-10
1/10/11	* Oregon (BCSNCG)	5	5	0	0	0-0

DATE	OPPONENT	TT	UT	AT	PD	INT-YDS
9/3/11	* UTAH STATE	4	4	0	0	0-0



The Players



DEANGELO

#3

BENTON

WR

6-2 • 203 • Jr. • 2L
Bastrop, La. (Bastrop)
Public Administration

2011 — Saw playing time, but did not record a catch in the season opener vs. Utah State.

BENTON'S CAREER RECEIVING STATS

YEAR	G/GS	NO	YDS	AVG	TD	LP/OPPONENT
2009	12/0	6	88	14.7	0	26/Furman
2010	9/0	1	15	15.0	0	15/ULM
2011	1/0	0	0	0.0	0	--
Totals	22/0	7	103	14.7	0	26/Furman

BENTON'S GAME-BY-GAME RECEIVING STATS

DATE	OPPONENT	REC	YDS	AVG	TD	TD REC
9/5/09	LOUISIANA TECH	0	0	0.0	0	--
9/12/09	MISSISSIPPI STATE	0	0	0.0	0	--
9/19/09	WEST VIRGINIA	0	0	0.0	0	--
9/26/09	BALL STATE	0	0	0.0	0	--
10/3/09	at Tennessee			DID NOT PLAY		
10/10/09	at Arkansas	0	0	0.0	0	--
10/17/09	KENTUCKY	0	0	0.0	0	--
10/24/09	at LSU	0	0	0.0	0	--
10/31/09	OLE MISS	0	0	0.0	0	--
11/7/09	FURMAN	6	88	14.7	0	--
11/14/09	at Georgia	0	0	0.0	0	--
11/27/09	ALABAMA	0	0	0.0	0	--
1/1/10	Northwestern (Outback)	0	0	0.0	0	--

DATE	OPPONENT	REC	YDS	AVG	TD	TD REC
9/4/10	ARKANSAS STATE	0	0	0.0	0	--
9/9/10	at Mississippi State			DID NOT PLAY		
9/18/10	CLEMSON	0	0	0.0	0	--
9/25/10	SOUTH CAROLINA	0	0	0.0	0	--
10/2/10	LOUISIANA-MONROE	1	15	15.0	0	--
10/9/10	at Kentucky	0	0	0.0	0	--
10/16/10	ARKANSAS			DID NOT PLAY		
10/23/10	LSU			DID NOT PLAY		
10/30/10	at Ole Miss			DID NOT PLAY		
11/6/10	CHATTANOOGA			DID NOT PLAY		
11/13/10	GEORGIA	0	0	0.0	0	--
11/26/10	at Alabama	0	0	0.0	0	--
12/4/10	South Carolina (SECCG)	0	0	0.0	0	--
1/10/11	Oregon (BCSNCG)	0	0	0.0	0	--

DATE	OPPONENT	REC	YDS	AVG	TD	TD REC
9/3/11	UTAH STATE	0	0	0.0	0	--



ANGELO

#98

BLACKSON

DL

6-4 • 325 • Fr. • HS
Bear, Delaware (Red Lion Christian)
Undecided

2011 — Posted three tackles in the opener with Utah State ... Also tallied half a tackle for loss.

BLACKSON'S CAREER DEFENSIVE STATS

YEAR	G/GS	TT	UT	AT	TFL-YDS	QBS-YDS	FF/FR	PD	I/YDS
2011	1/0	3	1	2	0.5-0	0.0-0	0/0	0	0-0
Totals	1/0	3	1	2	0.5-0	0.0-0	0/0	0	0-0

BLACKSON'S CAREER GAME HIGH STATS

	No.	Opponent	Date
Tackles	3	Utah State	9/3/11
TFL	0.5	Utah State	9/3/11

BLACKSON'S GAME-BY-GAME DEFENSIVE STATS

DATE	OPPONENT	TT	UT	AT	PD	INT-YDS
9/3/11	UTAH STATE	1	2	3	0	0-0



EMORY

#80

BLAKE

WR

6-2 • 197 • Jr. • 2L
Austin, Texas (Stephen F. Austin)
Liberal Arts

CAREER — Set AU record for longest play from scrimmage along with QB Cam Newton on a 94-yard catch and run for a TD vs. ULM (10/2/10) ... With the TD against the Aggies, Blake has a TD reception in four straight games dating back to 2010, the first Auburn player to accomplish the feat since Karsten Bailey in 1998.

2011 — SEC Coaches Pre-Season Second Team ... Biletnikoff Award Watch List ... Led Auburn with 95 receiving yards on three receptions with one touchdown in the opener against Utah State ... Had a long reception of 56 yards.

BLAKE'S CAREER RECEIVING STATS

YEAR	G/GS	NO	YDS	AVG	TD	LP/OPPONENT
2009	11/1	9	66	7.3	0	16/LSU
2010	14/6	33	554	16.8	8	94/ULM
2011	1/0	3	95	31.7	1	56/USU
Totals	26/8	45	715	15.9	9	94/ULM

BLAKE'S CAREER GAME HIGH STATS

	No.	Opponent	Date
Receptions	6	Ole Miss	10/30/10
Receiving Yards	101	ULM	10/2/10
TDs	1	9x (last vs. Utah State)	9/3/11

BLAKE'S GAME-BY-GAME RECEIVING STATS

DATE	OPPONENT	REC	YDS	AVG	TD	TD REC
9/5/09	LOUISIANA TECH	0	0	0.0	0	--
9/12/09	MISSISSIPPI STATE			DID NOT PLAY		
9/19/09	WEST VIRGINIA			DID NOT PLAY		
9/26/09	BALL STATE	0	0	0.0	0	--
10/3/09	at Tennessee	0	0	0.0	0	--
10/10/09	at Arkansas	0	0	0.0	0	--
10/17/09	KENTUCKY	0	0	0.0	0	--
10/24/09	at LSU	1	16	16.0	0	--
10/31/09	OLE MISS	0	0	0.0	0	--
11/7/09	FURMAN	5	32	7.8	0	--
11/14/09	at Georgia	1	8	8.0	0	--
11/27/09	ALABAMA	1	7	7.0	0	--
1/1/10	Northwestern (Outback)	1	3	3.0	0	--

DATE	OPPONENT	REC	YDS	AVG	TD	TD REC
9/4/10	ARKANSAS STATE	0	0	0.0	0	--
9/9/10	* at Mississippi State	2	39	19.5	1	39
9/18/10	* CLEMSON	0	0	0.0	0	--
9/25/10	SOUTH CAROLINA	3	33	11.0	1	12
10/2/10	LOUISIANA-MONROE	2	101	50.5	1	94
10/9/10	at Kentucky	0	0	0.0	0	--




The Players



10/16/10	* ARKANSAS	2	28	19.0	1	15
10/23/10	LSU	0	0	0.0	0	--
10/30/10	* at Ole Miss	6	88	14.7	0	--
11/6/10	* CHATTANOOGA	3	45	15.0	1	20
11/13/10	GEORGIA	3	64	21.3	0	--
11/26/10	at Alabama	3	39	13.0	1	36
12/4/10	South Carolina (SECCG)	5	63	12.6	1	7
1/10/11	Oregon (BCSNCG)	4	54	13.5	1	30

DATE	OPPONENT	REC	YDS	AVG	TD	TD REC
9/3/11	UTAH STATE	3	95	31.7	1	56



QUINDARIUS #9

CARR WR

6-1 • 185 • Sr. • 3L
Huntsville, Ala. (Huntsville)
Graduate

2011 — Made the start in the opener against Utah State, the fourth of his career ... Did not record a reception

CARR'S CAREER RECEIVING STATS

YEAR	G/GS	NO	YDS	AVG	TD	LP/OPPONENT
2008	12/0	6	63	10.5	0	28/Mississippi State
2009	13/2	2	78	39.0	1	46/Northwestern
2010	14/1	3	103	34.3	2	48/Arkansas State
2011	1/1	0	0	0.0	0	--
Totals	39/3	11	244	22.2	3	48/Arkansas State

CARR'S CAREER PUNT RETURN STATS

YEAR	G/GS	NO	YDS	AVG	TD	LP/OPPONENT
2010	14/0	19	108	5.7	0	18/Arkansas State

CARR'S GAME-BY-GAME RECEIVING STATS

DATE	OPPONENT	REC	YDS	AVG	TD	TD REC
8/30/08	LOUISIANA-MONROE	1	6	6.0	0	--
9/6/08	SOUTHERN MISS	1	8	8.0	0	--
9/13/08	at Mississippi State	1	28	28.0	0	--
9/20/08	LSU	0	0	0.0	0	--
9/27/08	TENNESSEE	0	0	0.0	0	--
10/4/08	at Vanderbilt	0	0	0.0	0	--
10/11/08	ARKANSAS	0	0	0.0	0	--
10/23/08	at West Virginia	1	7	7.0	0	--
11/1/08	at Ole Miss	1	8	8.0	0	--
11/8/08	TENNESSEE-MARTIN	1	6	6.0	0	--
11/15/08	GEORGIA	0	0	0.0	0	--
11/29/08	at Alabama	0	0	0.0	0	--

DATE	OPPONENT	REC	YDS	AVG	TD	TD REC
9/5/09	LOUISIANA TECH	0	0	0.0	0	--
9/12/09	MISSISSIPPI STATE	0	0	0.0	0	--
9/19/09	WEST VIRGINIA	0	0	0.0	0	--
9/26/09	BALL STATE	0	0	0.0	0	--
10/3/09	at Tennessee	0	0	0.0	0	--
10/10/09	at Arkansas	1	32	32.0	0	--
10/17/09	KENTUCKY	0	0	0.0	0	--
10/24/09	at LSU	0	0	0.0	0	--
10/31/09	OLE MISS	0	0	0.0	0	--
11/7/09	FURMAN	0	0	0.0	0	--
11/14/09	at Georgia	0	0	0.0	0	--
11/27/09	* ALABAMA	0	0	0.0	0	--
1/1/10	* Northwestern (Outback)	1	46	46.0	1	46

DATE	OPPONENT	REC	YDS	AVG	TD	TD REC
9/4/10	ARKANSAS STATE	2	87	43.5	1	48
9/9/10	at Mississippi State	0	0	0.0	0	--
9/18/10	CLEMSON	0	0	0.0	0	--
9/25/10	SOUTH CAROLINA	0	0	0.0	0	--
10/2/10	LOUISIANA-MONROE	1	16	16.0	1	16
10/9/10	at Kentucky	0	0	0.0	0	--
10/16/10	ARKANSAS	0	0	0.0	0	--
10/23/10	LSU	0	0	0.0	0	--
10/30/10	at Ole Miss	0	0	0.0	0	--
11/6/10	CHATTANOOGA	0	0	0.0	0	--
11/13/10	GEORGIA	0	0	0.0	0	--
11/26/10	* at Alabama	0	0	0.0	0	--
12/4/10	South Carolina (SECCG)	0	0	0.0	0	--
1/10/11	Oregon (BCSNCG)	0	0	0.0	0	--
DATE	OPPONENT	REC	YDS	AVG	TD	TD REC
9/3/11	* UTAH STATE	0	0	0.0	0	--



JOEL #91

BONOMOLO DE

6-2 • 240 • Jr. • RS
Metairie, La. (Fullerton CC/Archbishop Rummel HS)
Philosophy

2011 — Has not played.



QUAN #4

BRAY WR

5-10 • 185 • Fr. • HS
LaGrange, Ga. (Troup County)
Undecided

2011 — One of 21 players to make their debut for Auburn against Utah State ... Returned a pair of kicks for 55 yards in his first collegiate game ... Long return of 33 yards.

BRAY'S CAREER RECEIVING STATS

YEAR	G/GS	NO	YDS	AVG	TD	LP/OPPONENT
2011	1/0	0	0	0.0	0	--

BRAY'S CAREER KICK RETURN STATS

YEAR	G/GS	NO	YDS	AVG	TD	LP/OPPONENT
2011	1/0	2	55	27.5	0	33/Utah State

BRAY'S GAME-BY-GAME RECEIVING STATS

DATE	OPPONENT	REC	YDS	AVG	TD	TD REC
9/3/11	UTAH STATE	0	0	0.0	0	--



BLAKE #63

BURGESS OL

6-2 • 281 • So. • 1L
Vestavia, Ala. (Vestavia Hills)
Theatre

2011 — Saw time both at guard and on special teams in the opener against Utah State.




The Players



CARR'S GAME-BY-GAME PUNT RETURN STATS

DATE	OPPONENT	NO	YDS	AVG	TD	TD RET
9/4/10	ARKANSAS STATE	5	47	9.4	0	--
9/9/10	at Mississippi State	2	11	5.5	0	--
9/18/10	CLEMSON	2	6	3.0	0	--
9/25/10	SOUTH CAROLINA	1	10	10.0	0	--
10/2/10	LOUISIANA-MONROE	3	26	8.7	0	--
10/9/10	at Kentucky	0	0	0.0	0	--
10/16/10	ARKANSAS	1	-5	-5.0	0	--
10/23/10	LSU	0	0	0.0	0	--
10/30/10	at Ole Miss	1	-2	-2.0	0	--
11/6/10	CHATTANOOGA	3	23	7.7	0	--
11/13/10	GEORGIA	0	0	0.0	0	--
11/26/10	* at Alabama	1	-8	-8.0	0	--
12/4/10	South Carolina (SECCG)	0	0	0.0	0	--
1/10/11	Oregon (BCSNCG)	0	0	0.0	0	--



ED CHRISTIAN #68
OL

6-5 • 321 • Fr. • RS
Valdosta, Ga. (Lowndes)
Journalism

2011 — Has not played.



STEVEN CLARK #30
P

6-5 • 226 • So. • 1L
Kansas City, Mo. (Park Hill)
Health Promotion

2011 — Punted four times for an average of 43.5 yards against Utah State, including a career-long 48 yarder ... Pinned one inside the 20-yard line.

CLARK'S CAREER PUNTING STATS

YEAR	G	NO	YDS	AVG	IN20	LP/OPPONENT
2010	5	9	314	34.9	2	42/LSU
2011	1	4	174	43.5	1	48/USU
Totals	6	13	488	37.5	3	48/USU

CLARK'S GAME-BY-GAME PUNTING STATS

DATE	OPPONENT	NO	YDS	AVG	IN20	Long
9/4/10	ARKANSAS STATE					DID NOT PLAY
9/9/10	at Mississippi State					DID NOT PLAY
9/18/10	CLEMSON					DID NOT PLAY
9/25/10	SOUTH CAROLINA					DID NOT PLAY
10/2/10	LOUISIANA-MONROE					DID NOT PLAY
10/9/10	at Kentucky	2	68	34.0	0	36
10/16/10	ARKANSAS	2	79	39.5	0	40
10/23/10	LSU	3	112	37.3	1	42
10/30/10	at Ole Miss	1	36	36.0	1	36
11/6/10	CHATTANOOGA	1	19	19.0	0	19
11/13/10	GEORGIA					DID NOT PLAY
11/26/10	at Alabama					DID NOT PLAY
12/4/10	South Carolina (SECCG)					DID NOT PLAY
1/10/11	Oregon (BCSNCG)					DID NOT PLAY

DATE	OPPONENT	NO	YDS	AVG	IN20	Long
9/3/11	UTAH STATE	4	174	43.5	1	48



SAMMIE COATES #18
WR

6-2 • 178 • Fr. • HS
Leroy, Ala. (Leroy)
Undecided

2011 — Has not played.



KENNETH CARTER #92
DT

6-4 • 290 • So. • 1L
Greenville, Ala. (Greenville)
Undecided

2010 — Made his first career start in the opener with Utah State ... Tallied five stops, include three solo tackles.

CARTER'S CAREER DEFENSIVE STATS

YEAR	G/GS	TT	UT	AT	TFL-YDS	QBS-YDS	FF/FR	PD	I/YDS
2010	8/0	6	5	1	1.0-5	0.0-0	0/1	0	0/0
2011	1/1	5	3	2	0.0-0	0.0-0	0/0	0	0/0
Totals	9/1	11	8	3	1.0-5	0.0-0	0/1	0	0/0

CARTER'S CAREER GAME HIGH STATS

	No.	Opponent	Date
Tackles	5	Utah State	9/3/11
TFL	1.0	Kentucky	10/2/10

CARTER'S GAME-BY-GAME DEFENSIVE STATS

DATE	OPPONENT	TT	UT	AT	TFL-YDS	QBS-YDS
9/4/10	ARKANSAS STATE	3	2	1	0.0-0	0.0-0
9/9/10	at Mississippi State	0	0	0	0.0-0	0.0-0
9/18/10	CLEMSON				DID NOT PLAY	
9/25/10	SOUTH CAROLINA				DID NOT PLAY	
10/2/10	LOUISIANA-MONROE	2	2	0	1.0-5	0.0-0
10/9/10	at Kentucky				DID NOT PLAY	
10/16/10	ARKANSAS				DID NOT PLAY	
10/23/10	LSU				DID NOT PLAY	
10/30/10	at Ole Miss	0	0	0	0.0-0	0.0-0
11/6/10	CHATTANOOGA	1	1	0	0.0-0	0.0-0
11/13/10	GEORGIA				DID NOT PLAY	
11/26/10	at Alabama	0	0	0	0.0-0	0.0-0
12/4/10	South Carolina (SECCG)	0	0	0	0.0-0	0.0-0
1/10/11	Oregon (BCSNCG)	0	0	0	0.0-0	0.0-0

DATE	OPPONENT	TT	UT	AT	TFL-YDS	QBS-YDS
9/3/11	* UTAH STATE	5	3	2	0.0-0	0.0-0



The Players



DREW #20
COLE DB

5-11 • 190 • Sr. • 3L
Picayune, Miss. (HS)
Finance

2011 — Has not played.

COLE'S CAREER DEFENSIVE STATS

YEAR	G/GS	TT	UT	AT	TFL-YDS	QBS-YDS	FF/FR	PD	I/YDS
2008	11/0	3	1	2	0.0-0	0.0-0	0/0	0	0-0
2009	4/0	3	2	1	0.0-0	0.0-0	0/0	0	0-0
2010	10/0	6	6	0	0.0-0	0.0-0	0/0	0	0-0
2011	0/0	0	0	0	0.0-0	0.0-0	0/0	0	0-0
Totals	25/0	12	9	3	0.0-0	0.0-0	0/0	0	0-0

COLE'S GAME-BY-GAME DEFENSIVE STATS

DATE	OPPONENT	TT	UT	AT	TFL-YDS	QBS-YDS
8/30/08	LOUISIANA-MONROE	2	0	2	0.0-0	0.0-0
9/6/08	SOUTHERN MISS	1	1	0	0.0-0	0.0-0
9/13/08	MISSISSIPPI STATE	0	0	0	0.0-0	0.0-0
9/20/08	LSU	0	0	0	0.0-0	0.0-0
9/27/08	TENNESSEE	DID NOT PLAY				
10/4/08	at Vanderbilt	0	0	0	0.0-0	0.0-0
10/11/08	ARKANSAS	0	0	0	0.0-0	0.0-0
10/23/08	at West Virginia	0	0	0	0.0-0	0.0-0
11/1/08	at Ole Miss	0	0	0	0.0-0	0.0-0
11/8/08	TENNESSEE-MARTIN	0	0	0	0.0-0	0.0-0
11/15/08	GEORGIA	0	0	0	0.0-0	0.0-0
11/29/08	at Alabama	0	0	0	0.0-0	0.0-0

DATE	OPPONENT	TT	UT	AT	TFL-YDS	QBS-YDS
9/5/09	LOUISIANA TECH	2	1	1	0.0-0	0.0-0
9/12/09	MISSISSIPPI STATE	0	0	0	0.0-0	0.0-0
9/19/09	WEST VIRGINIA	DID NOT PLAY				
9/26/09	BALL STATE	DID NOT PLAY				
10/3/09	at Tennessee	DID NOT PLAY				
10/10/09	at Arkansas	DID NOT PLAY				
10/17/09	KENTUCKY	DID NOT PLAY				
10/24/09	at LSU	DID NOT PLAY				
10/31/09	OLE MISS	DID NOT PLAY				
11/7/09	FURMAN	DID NOT PLAY				
11/14/09	at Georgia	DID NOT PLAY				
11/27/09	ALABAMA	0	0	0	0.0-0	0.0-0
1/1/10	Northwestern (Outback)	1	1	0	0.0-0	0.0-0

DATE	OPPONENT	TT	UT	AT	TFL-YDS	QBS-YDS
9/4/10	ARKANSAS STATE	0	0	0	0.0-0	0.0-0
9/9/10	at Mississippi State	1	1	0	0.0-0	0.0-0
9/18/10	CLEMSON	1	1	0	0.0-0	0.0-0
9/25/10	SOUTH CAROLINA	DID NOT PLAY				
10/2/10	LOUISIANA-MONROE	1	1	0	0.0-0	0.0-0
10/9/10	at Kentucky	0	0	0	0.0-0	0.0-0
10/16/10	ARKANSAS	0	0	0	0.0-0	0.0-0
10/23/10	LSU	0	0	0	0.0-0	0.0-0
10/30/10	at Ole Miss	0	0	0	0.0-0	0.0-0
11/6/10	CHATTANOOGA	3	3	0	0.0-0	0.0-0
11/13/10	GEORGIA	DID NOT PLAY				
11/26/10	at Alabama	DID NOT PLAY				
12/4/10	South Carolina (SECCG)	0	0	0	0.0-0	0.0-0
1/10/11	Oregon (BCSNCG)	DID NOT PLAY				


DATE	OPPONENT	TT	UT	AT	TFL-YDS	QBS-YDS
9/3/11	UTAH STATE	DID NOT PLAY				



JARED #79
COOPER OL

6-4 • 296 • Sr. • 2L
Brewton, Ala. (W.S. Neal)
History in Education

2011 — Made his first career start against Utah State at left guard.



CHRIS #11
DAVIS CB

5-10 • 188 • So. • 1L
Birmingham, Ala. (Woodlawn)
Pre-Business

2011 — Made his first career start against Utah State ... Tallied six tackles.

DAVIS' CAREER DEFENSIVE STATS

YEAR	G/GS	TT	UT	AT	TFL-YDS	QBS-YDS	FF/FR	PD	I/YDS
2010	14/0	19	14	5	0.0-0	0.0-0	0/0	3	0/0
2011	1/1	6	3	3	0.0-0	0.0-0	0/0	0	0/0
Totals	15/1	25	17	8	0.0-0	0.0-0	0/0	0	0/0

DAVIS' CAREER GAME HIGH STATS

	No.	Opponent	Date
Tackles	6	Utah State	9/3/11
Deflections	2	Chattanooga	11/6/10

DAVIS' GAME-BY-GAME DEFENSIVE STATS

DATE	OPPONENT	TT	UT	AT	PD	INT-YDS
9/4/10	ARKANSAS STATE	2	2	0	0	0-0
9/9/10	at Mississippi State	1	1	0	0	0-0
9/18/10	CLEMSON	1	1	0	0	0-0
9/25/10	SOUTH CAROLINA	0	0	0	0	0-0
10/2/10	LOUISIANA-MONROE	3	2	1	0	0-0
10/9/10	at Kentucky	3	0	3	0	0-0
10/16/10	ARKANSAS	0	0	0	0	0-0
10/23/10	LSU	3	3	0	1	0-0
10/30/10	at Ole Miss	2	2	0	0	0-0
11/6/10	CHATTANOOGA	3	2	1	2	0-0
11/13/10	GEORGIA	0	0	0	0	0-0
11/26/10	at Alabama	0	0	0	0	0-0
12/4/10	South Carolina (SECCG)	1	1	0	0	0-0
1/10/11	Oregon (BCSNCG)	0	0	0	0	0-0

DATE	OPPONENT	TT	UT	AT	PD	INT-YDS
9/3/11	* UTAH STATE	6	3	3	0	0-0



JUSTIN #52
DELAINE DE

6-5 • 238 • Fr. • RS
Linden, Ala. (Linden)
Liberal Arts

2011 — Saw the first action of his career against Utah State ... Totaled two tackles ... Added half a tackle for loss.



The Players



DELAINE'S CAREER DEFENSIVE STATS


YEAR	G/GS	TT	UT	AT	TFL-YDS	QBS-YDS	FF/FR	PD	I/YDS
2011	1/0	2	0	2	0.5-1	0.0-0	0/0	0	0/0

DELAINE'S CAREER GAME HIGH STATS

	No.	Opponent	Date
Tackles	2	Utah State	9/3/11
TFL	0.5	Utah State	9/3/11

DELAINE'S GAME-BY-GAME DEFENSIVE STATS

DATE	OPPONENT	TT	UT	AT	TFL-YDS	QBS-YDS
9/3/11	UTAH STATE	2	0	2	0.5-1	0.0-0




JAYLON DENSON #89
WR
6-3 • 197 • Fr. • HS
Hoover, Ala. (Hoover)
Undecided

2011 — Has not played.



REESE DISMUKES #50
C
6-3 • 285 • Fr. • HS
Spanish Fort, Ala. (Spanish Fort)
Undecided

2011 — Started at center in his first collegiate game against Utah State ... First true freshman to start at center for Auburn since Ryan Pugh in 2007.



MICHAEL DYER #5
RB
5-9 • 210 • So. • 1L
Little Rock, Ark. (Little Rock Christian)
Liberal Arts

CAREER — Has four 100-yard rushing performances ... Tied for 33rd in career rushing at Auburn with 1,150 yards ... Named Offensive MVP of BCS National Championship Game after rushing for 143 yards, which is 10th-highest rushing total by a freshman in AU history ... Holds the AU freshman rushing record with 1,093 yards, eclipsing mark of 829 yards by Bo Jackson in 1982 ... Along with QB Cam Newton, became the second duo in AU history to each record 1,000-yard rushing performances in a single season (2010) ... In 1979, James Brooks (1,208) and Joe Cribbs (1,120) first accomplished the feat.

2011 — SEC Coaches Pre-Season Second Team ... Maxwell Award Watch List ... Doak Walker Award Watch List ... Sports Illustrated Preseason All-SEC Team ... Phil Steele Preseason All-SEC Second Team ... Carried the ball 14 times for 57 yards against Utah State ... Scored a pair of touchdowns, including the game winner from 1-yard out with 30 seconds remaining ... Also scored on an 11-yard run in the third quarter.

DYER'S CAREER RUSHING STATS

YEAR	G/GS	NO	YDS	AVG	TD	LP/OPPONENT
2010	14/7	182	1093	6.0	5	38/Kentucky
2011	1/0	14	57	4.1	2	11/USU
Totals	15/7	196	1150	5.9	7	38/Kentucky


DYER'S CAREER GAME HIGH STATS

	No.	Opponent	Date
Rush Attempts	23	South Carolina	9/25/10
Rush Yards	180	Ole Miss	10/30/10
Rush TDs	2	Utah State	9/3/11

DYER'S GAME-BY-GAME RUSHING STATS

DATE	OPPONENT	ATT	YDS	Avg.	TD	TD Runs
9/4/10	ARKANSAS STATE	14	95	6.8	1	2
9/9/10	at Mississippi State	9	48	5.3	0	--
9/18/10	CLEMSON	16	69	4.3	0	--
9/25/10	* SOUTH CAROLINA	23	100	4.3	0	--
10/2/10	* LOUISIANA-MONROE	7	22	3.1	1	3
10/9/10	at Kentucky	9	56	6.2	0	--
10/16/10	ARKANSAS	6	53	8.8	1	38
10/23/10	* LSU	15	100	6.7	0	--
10/30/10	at Ole Miss	21	180	8.6	1	30
11/6/10	* CHATTANOOGA	4	76	19.0	1	37
11/13/10	* GEORGIA	13	60	4.6	0	--
11/26/10	* at Alabama	9	27	3.0	0	--
12/4/10	* South Carolina (SECCG)	14	64	4.6	0	--
1/10/11	Oregon (BCSNGC)	22	143	6.5	0	--

DATE	OPPONENT	ATT	YDS	Avg.	TD	TD Runs
9/3/11	UTAH STATE	14	57	4.1	2	13



NOSA EGUAE #94
DL
6-3 • 258 • So. • 1L
Mansfield, Texas (Summit)
Liberal Arts

2011 — Started the season opener against Utah State and totaled three tackles ... Added 1.5 tackles for loss ... Credited with one QB hurry.

EGUAE'S CAREER DEFENSIVE STATS

YEAR	G/GS	TT	UT	AT	TFL-YDS	QBS-YDS	FF/FR	PD	I/YDS
2010	14/11	22	14	8	7.5-28	3.5-22	0/0	0	0/0
2011	1/1	3	0	3	1.5-1	0.0-0	0/0	0	0/0
Totals	15/12	25	14	11	9.0-29	3.5-22	0/0	0	0/0

EGUAE'S CAREER GAME HIGH STATS

	No.	Opponent	Date
Tackles	5	South Carolina	9/25/10
Tackles for loss	2.5	South Carolina (SECCG)	12/4/10
Sacks	2.0	Georgia	11/13/10

EGUAE'S GAME-BY-GAME DEFENSIVE STATS

DATE	OPPONENT	TT	UT	AT	TFL-YDS	QBS-YDS
9/4/10	ARKANSAS STATE	2	1	1	0.5-0	0.0-0
9/9/10	at Mississippi State	0	0	0	0.5-0	0.5-0
9/18/10	CLEMSON	1	1	0	0.0-0	0.0-0
9/25/10	* SOUTH CAROLINA	5	3	2	1.5-4	0.5-2
10/2/10	* LOUISIANA-MONROE	1	0	1	0.0-0	0.0-0
10/9/10	* at Kentucky	1	0	1	0.0-0	0.0-0
10/16/10	* ARKANSAS	1	1	0	0.0-0	0.0-0
10/23/10	* LSU	1	0	1	0.0-0	0.0-0
10/30/10	* at Ole Miss	0	0	0	0.0-0	0.0-0
11/6/10	* CHATTANOOGA	0	0	0	0.0-0	0.0-0
11/13/10	* GEORGIA	2	2	0	2.0-14	2.0-14
11/26/10	* at Alabama	0	0	0	0.0-0	0.0-0




The Players



12/4/10	* South Carolina (SECCG)	4	2	2	2.5-8	1.0-6
1/10/11	* Oregon (BCSNCG)	4	4	0	1.0-2	0.0-0

DATE	OPPONENT	TT	UT	AT	TFL-YDS	QBS-YDS
9/3/11	* UTAH STATE	3	0	3	1.5-1	0.0-0



JONATHAN EVANS #35
LB

5-11 • 232 • Jr. • 2L
Prichard, Ala. (Mattie T. Blount)
Philosophy

2011 — Made third career start in the season opener with Utah State ... Led the team with a career-best 14 tackles ... 14 stops were the most by an Auburn defender since Mike McNeil recorded 14 in the BCS National Championship Game against Oregon.

EVANS' CAREER DEFENSIVE STATS

YEAR	G/GS	TT	UT	AT	TFL-YDS	QBS-YDS	FF/FR	PD	I/YDS
2009	13/1	28	21	7	0.5-1	0.0-0	0/0	0	0/0
2010	13/1	27	16	11	1.0-1	0.0-0	0/0	0	0/0
2011	1/1	14	7	7	0.0-0	0.0-0	0/0	0	0/0
Totals	27/3	69	44	25	1.5-2	0.0-0	0/0	0	0/0

EVANS' CAREER GAME HIGH STATS


No.	Opponent	Date
Tackles 14	Utah State	9/3/11

EVANS' GAME-BY-GAME DEFENSIVE STATS

DATE	OPPONENT	TT	UT	AT	TFL-YDS	QBS-YDS
9/5/09	LOUISIANA TECH	1	0	1	0.0-0	0.0-0
9/12/09	MISSISSIPPI STATE	1	0	1	0.0-0	0.0-0
9/19/09	WEST VIRGINIA	0	0	0	0.0-0	0.0-0
9/26/09	BALL STATE	2	2	0	0.0-0	0.0-0
10/3/09	at Tennessee	2	2	0	0.0-0	0.0-0
10/10/09	at Arkansas	2	1	1	0.0-0	0.0-0
10/17/09	KENTUCKY	1	0	1	0.0-0	0.0-0
10/24/09	at LSU	1	0	1	0.0-0	0.0-0
10/31/09	OLE MISS	1	1	0	0.0-0	0.0-0
11/7/09	FURMAN	5	5	0	0.0-0	0.0-0
11/14/09	at Georgia	4	2	2	0.5-1	0.0-0
11/27/09	* ALABAMA	8	8	0	0.0-0	0.0-0
1/1/10	Northwestern (Outback)	0	0	0	0.0-0	0.0-0

DATE	OPPONENT	TT	UT	AT	TFL-YDS	QBS-YDS
9/4/10	ARKANSAS STATE	4	2	2	0.0-0	0.0-0
9/9/10	at Mississippi State	1	0	1	0.0-0	0.0-0
9/18/10	CLEMSON	0	0	0	0.0-0	0.0-0
9/25/10	SOUTH CAROLINA	DID NOT PLAY				
10/2/10	LOUISIANA-MONROE	4	2	2	0.0-0	0.0-0
10/9/10	at Kentucky	3	2	1	0.0-0	0.0-0
10/16/10	ARKANSAS	4	3	1	0.0-0	0.0-0
10/23/10	LSU	3	2	1	0.5-1	0.0-0
10/30/10	* at Ole Miss	5	3	2	0.5-0	0.0-0
11/6/10	CHATTANOOGA	0	0	0	0.0-0	0.0-0
11/13/10	GEORGIA	2	2	0	0.0-0	0.0-0
11/26/10	at Alabama	0	0	0	0.0-0	0.0-0
12/4/10	South Carolina (SECCG)	1	0	1	0.0-0	0.0-0
1/10/11	Oregon (BCSNCG)	0	0	0	0.0-0	0.0-0

DATE	OPPONENT	TT	UT	AT	TFL-YDS	QBS-YDS
9/3/11	* UTAH STATE	7	7	14	0.0-0	0.0-0



TRENT FISHER #31
DB

6-1 • 186 • Fr. • RS
Nashville, Tenn. (Christian Presbyterian)
Political Science

2011 — Saw playing time on special teams.



ERIQUE FLORENCE #14
DB

6-1 • 179 • Fr. • HS
Valley, Ala. (Valley)
Undecided

2011 — Recorded one tackle against Utah State.

FLORENCE'S CAREER DEFENSIVE STATS


YEAR	G/GS	TT	UT	AT	TFL-YDS	QBS-YDS	FF/FR	PD	I/YDS
2011	1/0	1	0	1	0.0-0	0.0-0	0/0	0	0/0

FLORENCE'S CAREER GAME HIGH STATS

No.	Opponent	Date
Tackles 1	Utah State	9/3/11

FLORENCE'S GAME-BY-GAME DEFENSIVE STATS

DATE	OPPONENT	TT	UT	AT	TFL-YDS	QBS-YDS
9/3/11	UTAH STATE	1	0	1	0.0-0	0.0-0



DEE FORD #95
DE

6-2 • 240 • Jr. • 2L
Odenville, Ala. (St. Clair County)
Liberal Arts

2011 — Posted three tackles and a sack against Utah State in the season opener ... Also credited with a pair of quarterback hurries.

FORD'S CAREER DEFENSIVE STATS

YEAR	G/GS	TT	UT	AT	TFL-YDS	QBS-YDS	FF/FR	PD	I/YDS
2009	13/0	12	5	7	2.5-17	1.0-10	0/0	1	1/3
2010	13/1	10	7	3	2.0-16	2.0-16	0/0	0	0/0
2011	1/0	3	3	0	1.0-3	1.0-3	0/0	0	0/0
Totals	27/1	25	15	10	5.5-36	4.0-29	0/0	1	1/3

FORD'S GAME-BY-GAME DEFENSIVE STATS

DATE	OPPONENT	TT	UT	AT	TFL-YDS	QBS-YDS
9/5/09	LOUISIANA TECH	1	0	1	0.0-0	0.0-0
9/12/09	MISSISSIPPI STATE	1	1	0	0.0-0	0.0-0
9/19/09	WEST VIRGINIA	0	0	0	0.0-0	0.0-0
9/26/09	BALL STATE	4	1	3	1.5-11	1.0-10
10/3/09	at Tennessee	0	0	0	0.0-0	0.0-0
10/10/09	at Arkansas	2	0	2	0.0-0	0.0-0



The Players



10/17/09	KENTUCKY	0	0	0	0.0-0	0.0-0
10/24/09	at LSU	0	0	0	0.0-0	0.0-0
10/31/09	OLE MISS	0	0	0	0.0-0	0.0-0
11/7/09	FURMAN	4	3	1	1.0-6	0.0-0
11/14/09	at Georgia	0	0	0	0.0-0	0.0-0
11/27/09	ALABAMA	0	0	0	0.0-0	0.0-0
1/1/10	Northwestern (Outback)	0	0	0	0.0-0	0.0-0

DATE	OPPONENT	TT	UT	AT	TFL-YDS	QBS-YDS
9/4/10	ARKANSAS STATE	0	0	0	0.0-0	0.0-0
9/9/10	at Mississippi State	0	0	0	0.0-0	0.0-0
9/18/10	CLEMSON	DID NOT PLAY				
9/25/10	SOUTH CAROLINA	0	0	0	0.0-0	0.0-0
10/2/10	* LOUISIANA-MONROE	4	3	1	0.0-0	0.0-0
10/9/10	at Kentucky	1	0	1	0.0-0	0.0-0
10/16/10	ARKANSAS	0	0	0	0.0-0	0.0-0
10/23/10	LSU	0	0	0	0.0-0	0.0-0
10/30/10	at Ole Miss	1	0	1	0.0-0	0.0-0
11/6/10	CHATTANOOGA	3	3	0	1.0-5	1.0-5
11/13/10	GEORGIA	1	1	0	1.0-11	1.0-11
11/26/10	at Alabama	0	0	0	0.0-0	0.0-0
12/4/10	South Carolina (SECCG)	1	0	1	0.0-0	0.0-0
1/10/11	Oregon (BCSNCG)	0	0	0	0.0-0	0.0-0

DATE	OPPONENT	TT	UT	AT	TFL-YDS	QBS-YDS
9/3/11	UTAH STATE	3	3	0	1.0-3	1.0-3

9/12/09	MISSISSIPPI STATE	6	2	4	0.0-0	0.0-0
9/19/09	* WEST VIRGINIA	1	1	0	0.0-0	0.0-0
9/26/09	* BALL STATE	0	0	0	0.0-0	0.0-0
10/3/09	* at Tennessee	0	0	0	0.0-0	0.0-0
10/10/09	at Arkansas	DID NOT PLAY				
10/17/09	KENTUCKY	0	0	0	0.0-0	0.0-0
10/24/09	* at LSU	12	5	7	2.0-12	1.0-10
10/31/09	* OLE MISS	9	6	3	0.0-0	0.0-0
11/7/09	* FURMAN	0	0	0	0.0-0	0.0-0
11/14/09	* at Georgia	2	0	2	0.0-0	0.0-0
11/27/09	ALABAMA	DID NOT PLAY				
1/1/10	Northwestern (Outback)	1	1	0	0.0-0	0.0-0

DATE	OPPONENT	TT	UT	AT	TFL-YDS	QBS-YDS
9/4/10	* ARKANSAS STATE	6	3	3	1.0-4	0.0-0
9/9/10	* at Mississippi State	9	6	3	1.0-1	0.0-0
9/18/10	CLEMSON	0	0	0	0.0-0	0.0-0
9/25/10	SOUTH CAROLINA	0	0	0	0.0-0	0.0-0
10/2/10	LOUISIANA-MONROE	3	3	0	0.0-0	0.0-0
10/9/10	at Kentucky	DID NOT PLAY				
10/16/10	ARKANSAS	DID NOT PLAY				
10/23/10	LSU	0	0	0	0.0-0	0.0-0
10/30/10	at Ole Miss	0	0	0	0.0-0	0.0-0
11/6/10	* CHATTANOOGA	8	3	5	0.0-0	0.0-0
11/13/10	GEORGIA	0	0	0	0.0-0	0.0-0
11/26/10	* at Alabama	9	6	3	2.0-5	1.0-3
12/4/10	South Carolina (SECCG)	1	0	1	0.0-0	0.0-0
1/10/11	Oregon (BCSNCG)	1	1	0	0.0-0	0.0-0

DATE	OPPONENT	TT	UT	AT	TFL-YDS	QBS-YDS
9/3/11	UTAH STATE	DID NOT PLAY				



KIEHL #10

FRAZIER QB

6-2 • 220 • Fr. • HS
Springdale, Ark. (Shiloh Christian)
Undecided

2011 — Took one snap against Utah State, a trick play that resulted in a 25-yard completion from Clint Moseley to Onterio McCalebb.



BRANDON #11

FULSE TE

6-4 • 238 • Fr. • HS
Ft. Meade, Fla. (Ft. Meade)
Undecided

2011 — Saw playing time, but did not record a reception.




ELTORO #21

FREEMAN LB

5-11 • 221 • Sr. • 2L
Alexander City, Ala. (Miss. Gulf Coast CC)
Exercise Science

2011 — Has not played.



JUSTIN #26

GARRETT LB

6-1 • 198 • Fr. • HS
Tucker, Ga. (Tucker)
Undecided

2011 — Had one tackle in the opener with Utah State.

FREEMAN'S CAREER DEFENSIVE STATS

YEAR	G/GS	TT	UT	AT	TFL-YDS	QBS-YDS	FF/FR	PD	I/YDS
2009	10/7	31	15	16	2.0-12	1.0-10	0/0	0	0/0
2010	12/5	37	22	15	4.0-10	1.0-3	0/0	0	0/0
2011	0/0	0	0	0	0.0-0	0.0-0	0/0	0	0/0
Totals	22/12	68	37	31	6.0-22	2.0-13	0/0	0	0/0

FREEMAN'S CAREER GAME HIGH STATS

No.	Opponent	Date	
Tackles	12	LSU	10/24/09
TFL's	2.0	2x (last vs. Alabama)	11/26/10
Sacks	1.0	2x (last vs. Alabama)	11/26/10

FREEMAN'S GAME-BY-GAME DEFENSIVE STATS

DATE	OPPONENT	TT	UT	AT	TFL-YDS	QBS-YDS
9/5/09	LOUISIANA TECH	DID NOT PLAY				

GARRETT'S CAREER DEFENSIVE STATS

YEAR	G/GS	TT	UT	AT	TFL-YDS	QBS-YDS	FF/FR	PD	I/YDS
2011	1/0	1	1	0	0.0-0	0.0-0	0/0	0	0/0

GARRETT'S CAREER GAME HIGH STATS

No.	Opponent	Date	
Tackles	1	Utah State	9/3/11

GARRETT'S GAME-BY-GAME DEFENSIVE STATS

DATE	OPPONENT	TT	UT	AT	TFL-YDS	QBS-YDS
9/3/11	UTAH STATE	1	1	0	0.0-0	0.0-0



The Players



**HARRIS
GASTON** #58
LB

6-2 • 236 • So. • 1L
Birmingham, Ala. (Bessemer Academy)
Liberal Arts

2011 — Tallied three tackles in the opener with Utah State.

GASTON'S CAREER DEFENSIVE STATS

YEAR	G/GS	TT	UT	AT	TFL-YDS	QBS-YDS	FF/FR	PD	I/YDS
2009	4/0	9	3	6	0.0-0	0.0-0	0/0	0	0/0
2010	9/0	3	3	0	0.0-0	0.0-0	0/0	0	0/0
2011	1/0	3	1	2	0.0-0	0.0-0	0/0	0	0/0
Totals	14/0	15	7	8	0.0-0	0.0-0	0/0	0	0/0

GASTON'S CAREER GAME HIGH STATS

	No.	Opponent	Date
Tackles	6	Ball State	9/26/09

GASTON'S GAME-BY-GAME DEFENSIVE STATS

DATE	OPPONENT	TT	UT	AT	TFL-YDS	QBS-YDS
9/5/09	LOUISIANA TECH	1	1	0	0.0-0	0.0-0
9/12/09	MISSISSIPPI STATE	1	1	0	0.0-0	0.0-0
9/19/09	WEST VIRGINIA	1	0	1	0.0-0	0.0-0
9/26/09	BALL STATE	6	1	5	0.0-0	0.0-0
10/3/09	at Tennessee				DID NOT PLAY	
10/10/09	at Arkansas				DID NOT PLAY	
10/17/09	KENTUCKY				DID NOT PLAY	
10/24/09	at LSU				DID NOT PLAY	
10/31/09	OLE MISS				DID NOT PLAY	
11/7/09	FURMAN				DID NOT PLAY	
11/14/09	at Georgia				DID NOT PLAY	
11/27/09	ALABAMA				DID NOT PLAY	
1/1/10	Northwestern (Outback)				DID NOT PLAY	

DATE	OPPONENT	TT	UT	AT	TFL-YDS	QBS-YDS
9/4/10	ARKANSAS STATE	0	0	0	0.0-0	0.0-0
9/9/10	at Mississippi State				DID NOT PLAY	
9/18/10	CLEMSON	0	0	0	0.0-0	0.0-0
9/25/10	SOUTH CAROLINA	0	0	0	0.0-0	0.0-0
10/2/10	LOUISIANA-MONROE	1	1	0	0.0-0	0.0-0
10/9/10	at Kentucky				DID NOT PLAY	
10/16/10	ARKANSAS				DID NOT PLAY	
10/23/10	LSU	0	0	0	0.0-0	0.0-0
10/30/10	at Ole Miss	1	1	0	0.0-0	0.0-0
11/6/10	CHATTANOOGA	0	0	0	0.0-0	0.0-0
11/13/10	GEORGIA				DID NOT PLAY	
11/26/10	at Alabama	0	0	0	0.0-0	0.0-0
12/4/10	South Carolina (SECCG)	1	1	0	0.0-0	0.0-0
1/10/11	Oregon (BCSNCG)				DID NOT PLAY	

DATE	OPPONENT	TT	UT	AT	TFL-YDS	QBS-YDS
9/3/11	UTAH STATE	3	1	2	0.0-0	0.0-0



**A.J.
GREENE** #77
OL

6-5 • 295 • Sr. • 1L
Madison, Tenn. (Brentwood Academy)
Anthropology

CAREER — Appeared in six games with three starts.

2011 — Has not played.




**JOSH
HARRIS** #61
DS

6-1 • 224 • Sr. • 2L
Carrollton, Ga. (Carrollton)
Public Administration

CAREER — AU's deep snapper the last two seasons ... Awarded scholarship by coaches in August 2010.

2011 — Deep snapper on all field goal, PAT's and punts.



**JAKE
HOLLAND** #5
LB

6-1 • 235 • So. • 1L
Pelham, Ala. (Pelham)
Pre-Building Science

2011 — Made his first career start against Utah State ... Totaled career-best 11 tackles with two tackles for loss ... Had just 12 career tackles prior to opener.

HOLLAND'S CAREER DEFENSIVE STATS

YEAR	G/GS	TT	UT	AT	TFL-YDS	QBS-YDS	FF/FR	PD	I/YDS
2010	9/0	12	7	5	2.0-3	1.0-2	0/1	1	0/0
2011	1/1	11	4	7	2.0-7	0.0-0	0/0	0	0/0
Totals	10/1	23	11	12	4.0-10	1.0-2	0/1	1	0/0

HOLLAND'S CAREER GAME HIGH STATS

	No.	Opponent	Date
Tackles	11	Utah State	9/3/11
TFL's	2.0	Utah State	9/3/11
Sacks	1.0	ULM	10/2/10

HOLLAND'S CAREER DEFENSIVE STATS

DATE	OPPONENT	TT	UT	AT	TFL-YDS	QBS-YDS
9/4/10	ARKANSAS STATE				DID NOT PLAY	
9/9/10	at Mississippi State				DID NOT PLAY	
9/18/10	CLEMSON				DID NOT PLAY	
9/25/10	SOUTH CAROLINA				DID NOT PLAY	
10/2/10	LOUISIANA-MONROE	3	3	0	1.0-3	1.0-3
10/9/10	at Kentucky	0	0	0	0.0-0	0.0-0
10/16/10	ARKANSAS	0	0	0	0.0-0	0.0-0
10/23/10	LSU	1	0	1	0.0-0	0.0-0
10/30/10	at Ole Miss	1	0	1	0.0-0	0.0-0
11/6/10	CHATTANOOGA	5	3	2	0.0-0	0.0-0
11/13/10	GEORGIA	0	0	0	0.0-0	0.0-0
11/26/10	at Alabama				DID NOT PLAY	
12/4/10	South Carolina (SECCG)	2	1	1	1.0-1	0.0-0
1/10/11	Oregon (BCSNCG)	0	0	0	0.0-0	0.0-0

DATE	OPPONENT	TT	UT	AT	TFL-YDS	QBS-YDS
9/3/11	* UTAH STATE	11	4	7	2.0-7	0.0-0



The Players



DAVIS #45
HOOPER RB

5-11 • 215 • Sr. • 1L
Montgomery, Ala. (Trinity Presbyterian)
Finance

2012 — Out for season with knee injury ... Awarded scholarship in August 2011 prior to injury.

HOOPER'S CAREER RUSHING STATS

YEAR	G/GS	NO	YDS	AVG	TD	LP/OPPONENT
2009	3/0	3	1	0.3	0	2/ Furman
2010	4/0	12	37	3.1	0	6/Arkansas State
2011	0/0	0	0	0.0	0	--
Totals	7/0	15	38	2.5	0	6/Arkansas State



CHRIS #40
HUMPHRIES RB

6-2 • 223 • Sr. • 2L
Somerville, Ala. (Brewer)
Agricultural Economics

2012 — Saw playing time on special teams against Utah State.

HUMPHRIES' CAREER DEFENSIVE STATS

YEAR	G/GS	TT	UT	AT	TFL-YDS	QBS-YDS	FF/FR	PD	I/YDS
2009	11/0	8	6	2	1.0-1	0.0-0	1/0	0	0/0
2010	9/0	4	2	2	0.0-0	0.0-0	0/1	0	0/0
2011	1/0	0	0	0	0.0-0	0.0-0	0/0	0	0/0
Totals	21/0	12	8	4	1.0-1	0.0-0	1/1	0	0/0



CHRIS #33
LANDRUM LB

6-3 • 235 • Fr. • HS
Sweetwater, Ala. (Sweetwater)
Undecided

2011 — Has not played.



COREY #55
LEMONIER DE

6-4 • 228 • So. • 1L
Hialeah, Fla. (Hialeah)
Pre-Business

2011 — SEC Coaches Pre-Season Third Team ... Totaled three tackles in the opener with Utah State ... Also added a pair of quarterback hurries.

LEMONIER'S CAREER DEFENSIVE STATS


YEAR	G/GS	TT	UT	AT	TFL-YDS	QBS-YDS	FF/FR	PD	I/YDS
2010	14/1	17	12	5	5.0-23	2.0-13	1/0	0	0/0
2011	1/1	3	1	2	0.0-0	0.0-0	0/0	0	0/0
Totals	15/2	20	13	7	5.0-23	2.0-13	1/0	0	0/0

LEMONIER'S CAREER GAME HIGH STATS

	No.	Opponent	Date
Tackles	3	3x (last vs. Utah State)	9/3/11
TFL's	2.0	ULM	10/2/10
Sacks	1.0	2x (last vs. ULM)	10/2/10

LEMONIER'S GAME-BY-GAME DEFENSIVE STATS

DATE	OPPONENT	TT	UT	AT	TFL-YDS	QBS-YDS
9/4/10	ARKANSAS STATE	1	0	1	0.0-0	0.0-0
9/9/10	at Mississippi State	1	0	1	0.0-0	0.0-0
9/18/10	CLEMSON	1	0	1	0.0-0	0.0-0
9/25/10	SOUTH CAROLINA	2	1	1	1.0-8	1.0-8
10/2/10	LOUISIANA-MONROE	3	3	0	2.0-8	1.0-5
10/9/10	at Kentucky	0	0	0	0.0-0	0.0-0
10/16/10	ARKANSAS	0	0	0	0.0-0	0.0-0
10/23/10	LSU	0	0	0	0.0-0	0.0-0
10/30/10	at Ole Miss	2	2	0	1.0-4	0.0-0
11/6/10	* CHATTANOOGA	0	0	0	0.0-0	0.0-0
11/13/10	GEORGIA	1	1	0	0.0-0	0.0-0
11/26/10	at Alabama	1	0	1	0.0-0	0.0-0
12/4/10	South Carolina (SECCG)	2	2	0	0.0-0	0.0-0
1/10/11	Oregon (BCSNCG)	3	2	1	1.0-3	0.0-0
DATE	OPPONENT	TT	UT	AT	TFL-YDS	QBS-YDS
9/3/11	* UTAH STATE	3	1	2	0.0-0	0.0-0



PHILIP #43
LUTZENKIRCHEN TE

6-5 • 250 • Jr. • 2L
Marietta, Ga. (Lassiter)
Communications

CAREER — 2nd in touchdowns by a TE in Auburn history with eight ... Holds AU single-season record for touchdowns by a TE with five (2010) ... T-8th in AU history in TD catches for a freshman with two.

2011 — SEC Coaches Pre-Season Third Team ... Mackey Award Watch List ... Sports Illustrated Preseason All-SEC Team ... Phil Steele Preseason All-SEC Third Team ... Two receptions for 22 yards against Utah St. ... Scored on a 15-yd reception from Barrett Trotter.

LUTZENKIRCHEN'S CAREER RECEIVING STATS

YEAR	G/GS	NO	YDS	AVG	TD	LP/OPPONENT
2009	13/1	5	66	13.2	2	21/Furman
2010	13/5	15	185	12.3	5	39/Oregon (BCSNCG)
2011	1/1	2	22	11.0	1	15/USU
Totals	27/7	22	274	12.5	8	39/Oregon (BCSNCG)



The Players



LUTZENKIRCHEN'S CAREER GAME HIGH STATS


	No.	Opponent	Date
Receptions	4	ULM	10/2/10
Rec. Yards	48	Oregon (BCSNCG)	1/10/11
Rec. TDs	2	Georgia	11/13/10

LUTZENKIRCHEN'S GAME-BY-GAME RECEIVING STATS

DATE	OPPONENT	REC	YDS	AVG	TD	TD REC
9/5/09	LOUISIANA TECH	0	0	0.0	0	--
9/12/09	MISSISSIPPI STATE	1	13	13.0	1	13
9/19/09	WEST VIRGINIA	0	0	0.0	0	--
9/26/09	BALL STATE	1	14	14.0	0	--
10/3/09	at Tennessee	0	0	0.0	0	--
10/10/09	at Arkansas	0	0	0.0	0	--
10/17/09	KENTUCKY	0	0	0.0	0	--
10/24/09	at LSU	2	18	9.0	1	1
10/31/09	OLE MISS	0	0	0.0	0	--
11/7/09	* FURMAN	1	21	21.0	0	--
11/14/09	at Georgia	0	0	0.0	0	--
11/27/09	ALABAMA	0	0	0.0	0	--
1/1/10	Northwestern (Outback)	0	0	0.0	0	--

DATE	OPPONENT	REC	YDS	AVG	TD	TD REC	
9/4/10	ARKANSAS STATE	0	0	0.0	0	--	
9/9/10	at Mississippi State	0	0	0.0	0	--	
9/18/10	CLEMSON	0	0	0.0	0	--	
9/25/10	* SOUTH CAROLINA	3	22	7.3	1	7	
10/2/10	LOUISIANA-MONROE	4	41	13.7	1	26	
10/9/10	* at Kentucky	1	12	12.0	0	--	
10/16/10	ARKANSAS	0	0	0.0	0	--	
10/23/10	* LSU	1	6	6.0	0	--	
10/30/10	at Ole Miss	0	0	0.0	0	--	
11/6/10	CHATTANOOGA	DID NOT PLAY					
11/13/10	GEORGIA	2	31	15.5	2	18, 13	
11/26/10	* at Alabama	1	7	7.0	1	7	
12/4/10	South Carolina (SECCG)	1	18	18.0	0	--	
1/10/11	Oregon (BCSNCG)	2	48	24.0	0	--	

DATE	OPPONENT	REC	YDS	AVG	TD	TD REC
9/3/11	* UTAH STATE	2	22	11.0	1	15



ERIC MACK #60 OL
6-4 • 330 • Fr. • RS
St. Matthews, SC (Calhoun County)
Liberal Arts

2011 — Did not play.



TRE MASON #21 RB
5-10 • 190 • Fr. • HS
Lake Worth, Fla. (Park Vista)
Undecided


2011 — Returned a kick 97 yards for a touchdown in the second quarter ... First Auburn freshman to accomplish that feat since Brad Lester in 2005 against Ball State ... Finished the day with 176 return yards, the third-most in school history ... His 97-yard KO return TD was the eighth-longest in school history ... Also rushed one time for 2 yards.

MASON'S CAREER RUSHING STATS

YEAR	G/GS	NO	YDS	AVG	TD	LP/OPPONENT
2011	1/0	1	2	2.0	0	2/USU

MASON'S CAREER KICK RETURN STATS

YEAR	G/GS	NO	YDS	AVG	TD	LP/OPPONENT
2011	1/0	4	176	44.0	1	97/USU



ONTERIO McCALEBB #23 RB
5-10 • 170 • Jr. • 2L
Fort Meade, Fla. (Hargrave Military)
Anthropology

CAREER — 26th in career rushing at AU with 1,419 yards ... Holds AU single-season record for yards per carry (min. 75 attempts) with 8.5 yard average ... Became the first AU freshman to ever rush for 100 yards or more in his first two games ... Is just the fourth AU freshman to rush for 100 yards or more in any two consecutive games (Carnell Williams in 2001, Darrell Williams in 1989 and Ron O'Neal in 1981) ... T-10th in rushing yardage for a freshman in AU history ... Became sixth AU freshman to rush for 500 yards in a season ... Has five TD runs of 48 yards or longer.

2011 — SEC Coaches Pre-Season Third Team ... Made his seventh career start against Utah State ... Rushed nine times for 44 yards ... Also caught a career-high five passes ... Totaled 176 all-purpose yards.

McCALEBB'S CAREER RUSHING STATS

YEAR	G/GS	NO	YDS	AVG	TD	LP/OPPONENT
2009	11/2	105	565	5.4	4	62/Ball State
2010	14/4	95	810	8.5	9	70/LSU
2011	1/1	9	44	4.9	0	14/USU
Totals	26/7	209	1419	6.8	13	70/LSU

McCALEBB'S CAREER RECEIVING STATS

YEAR	G/GS	NO	YDS	AVG	TD	LP/OPPONENT
2009	11/2	6	58	9.7	0	24/Tennessee
2010	14/4	7	86	12.3	1	23/Kentucky
2011	1/1	5	43	8.6	0	25/USU
Totals	26/7	18	187	10.4	1	25/Utah State

McCALEBB'S CAREER ALL-PURPOSE STATS

YEAR	G/GS	RUSH-TD	REC-TD	KO-TD	TOTAL - TDs
2009	11/2	565-4	58-0	272-0	895-4
2010	14/4	810-9	86-1	227-0	1123-10
2011	1/1	44-0	43-0	26-0	113-0
Totals	26/7	1419-13	187-1	525-0	2131-14

McCALEBB'S CAREER GAME HIGH STATS

	No.	Opponent	Date
Rush Attempts	22	Louisiana Tech	9/5/09
Rush Yards	148	Louisiana Tech	9/5/09
Rush TDs	3	Georgia	11/13/10
Receptions	5	Utah State	9/3/11
Rec. Yards	62	Tennessee	10/3/09
Rec. TDs	1	South Carolina (SECCG)	12/4/10

McCALEBB'S GAME-BY-GAME RUSHING STATS

DATE	OPPONENT	ATT	YDS	Avg.	TD	TD Runs
9/5/09	LOUISIANA TECH	22	148	6.7	1	3
9/12/09	* MISSISSIPPI STATE	16	114	7.1	1	48
9/19/09	WEST VIRGINIA	8	20	2.5	0	--
9/26/09	BALL STATE	8	83	10.4	1	1
10/3/09	at Tennessee	13	51	3.9	0	--
10/10/09	at Arkansas	6	23	3.8	1	3



The Players



10/17/09	KENTUCKY	7	22	3.1	0	--
10/24/09	at LSU	3	3	1.0	0	--
10/31/09	OLE MISS					DID NOT PLAY
11/7/09	FURMAN					DID NOT PLAY
11/14/09	* at Georgia	11	60	5.5	0	--
11/27/09	ALABAMA	5	23	4.6	0	--
1/1/10	Northwestern (Outback)	6	18	3.0	0	--

DATE	OPPONENT	ATT	YDS	Avg.	TD	TD Runs
9/4/10	* ARKANSAS STATE	9	76	8.4	0	--
9/9/10	at Mississippi State	12	68	5.7	0	--
9/18/10	CLEMSON	10	81	8.1	1	12
9/25/10	SOUTH CAROLINA	7	55	7.9	0	--
10/2/10	LOUISIANA-MONROE	4	56	14.0	1	50
10/9/10	* at Kentucky	5	9	1.8	0	--
10/16/10	ARKANSAS	4	29	7.2	1	13
10/23/10	LSU	4	84	21.0	1	70
10/30/10	* at Ole Miss	9	99	11.0	1	68
11/6/10	CHATTANOOGA	2	55	27.5	1	49
11/13/10	GEORGIA	12	71	5.9	3	4, 2, 4
11/26/10	at Alabama	8	50	6.2	0	--
12/4/10	South Carolina (SECCG)	3	30	10.0	0	--
1/10/11	* Oregon (BCSNCG)	6	47	7.8	0	--

DATE	OPPONENT	ATT	YDS	Avg.	TD	TD Runs
9/3/11	* UTAH STATE	9	44	4.9	0	--

McCALEBB'S GAME-BY-GAME RECEIVING STATS

DATE	OPPONENT	REC	YDS	AVG	TD	TD REC
9/5/09	LOUISIANA TECH	0	0	0.0	0	--
9/12/09	* MISSISSIPPI STATE	0	0	0.0	0	--
9/19/09	WEST VIRGINIA	0	0	0.0	0	--
9/26/09	BALL STATE	1	-3	-3.0	0	--
10/3/09	at Tennessee	3	62	30.7	0	--
10/10/09	at Arkansas	0	0	0.0	0	--
10/17/09	KENTUCKY	1	2	2.0	0	--
10/24/09	at LSU	0	0	0.0	0	--
10/31/09	OLE MISS					DID NOT PLAY
11/7/09	FURMAN					DID NOT PLAY
11/14/09	* at Georgia	1	-3	-3.0	0	--
11/27/09	ALABAMA	0	0	0.0	0	--
1/1/10	* Northwestern (Outback)	0	0	0.0	0	--

DATE	OPPONENT	REC	YDS	AVG	TD	TD REC
9/4/10	* ARKANSAS STATE	0	0	0.0	0	--
9/9/10	at Mississippi State	0	0	0.0	0	--
9/18/10	CLEMSON	0	0	0.0	0	--
9/25/10	SOUTH CAROLINA	0	0	0.0	0	--
10/2/10	LOUISIANA-MONROE	0	0	0.0	0	--
10/9/10	* at Kentucky	1	23	23.0	0	--
10/16/10	ARKANSAS	0	0	0.0	0	--
10/23/10	LSU	1	17	17.0	0	--
10/30/10	* at Ole Miss	0	0	0.0	0	--
11/6/10	CHATTANOOGA	0	0	0.0	0	--
11/13/10	GEORGIA	0	0	0.0	0	--
11/26/10	at Alabama	2	24	12.0	0	--
12/4/10	South Carolina (SECCG)	1	12	12.0	1	12
1/10/11	* Oregon (BCSNCG)	2	10	5.0	0	--


DATE	OPPONENT	REC	YDS	AVG	TD	TD REC
9/3/11	* UTAH STATE	5	43	8.6	0	--

McCALEBB'S GAME-BY-GAME ALL-PURPOSE YARDS

DATE	OPPONENT	REC - TDs	RUSH - TDs	KO - TDs	TOTAL - TDs	
9/5/09	LOUISIANA TECH	0 - 0	148 - 1	49 - 0	197 - 1	
9/12/09	* MISSISSIPPI STATE	0 - 0	114 - 1	81 - 0	195 - 1	
9/19/09	WEST VIRGINIA	0 - 0	20 - 0	32 - 0	52 - 0	
9/26/09	BALL STATE	-3 - 0	83 - 0	0 - 0	80 - 0	
10/3/09	at Tennessee	62 - 0	51 - 0	91 - 0	204 - 0	
10/10/09	at Arkansas	0 - 0	23 - 1	19 - 0	42 - 1	
10/17/09	KENTUCKY	2 - 0	22 - 0	0 - 0	24 - 0	
10/24/09	at LSU	0 - 0	3 - 0	0 - 0	3 - 0	
10/31/09	OLE MISS					DID NOT PLAY
11/7/09	FURMAN					DID NOT PLAY
11/14/09	at Georgia	-3 - 0	60 - 0	0 - 0	57 - 0	
11/27/09	ALABAMA	0 - 0	23 - 0	0 - 0	23 - 0	
1/1/10	Northwestern (Outback)	0 - 0	18 - 0	0 - 0	18 - 0	

DATE	OPPONENT	REC - TDs	RUSH - TDs	KO - TDs	TOTAL - TDs
9/4/10	* ARKANSAS STATE	0 - 0	76 - 0	0 - 0	76 - 0
9/9/10	at Mississippi State	0 - 0	68 - 0	0 - 0	68 - 0
9/18/10	CLEMSON	0 - 0	81 - 1	0 - 0	81 - 1
9/25/10	SOUTH CAROLINA	0 - 0	55 - 0	38 - 0	93 - 0
10/2/10	LOUISIANA-MONROE	0 - 0	56 - 1	0 - 0	56 - 1
10/9/10	* at Kentucky	23 - 0	9 - 0	0 - 0	32 - 0
10/16/10	ARKANSAS	0 - 0	29 - 1	99 - 0	128 - 1
10/23/10	LSU	17 - 0	84 - 1	33 - 0	134 - 1
10/30/10	* at Ole Miss	0 - 0	99 - 1	0 - 0	99 - 1
11/6/10	CHATTANOOGA	0 - 0	55 - 1	0 - 0	55 - 1
11/13/10	GEORGIA	0 - 0	71 - 3	0 - 0	71 - 0
11/26/10	at Alabama	24 - 0	50 - 0	38 - 0	112 - 0
12/4/10	South Carolina (SECCG)	12 - 1	30 - 0	19 - 0	61 - 1
1/10/11	* Oregon (BCSNCG)	10 - 0	47 - 0	0 - 0	57 - 0

DATE	OPPONENT	REC - TDs	RUSH - TDs	KO - TDs	TOTAL - TDs
9/3/11	* UTAH STATE	43 - 0	44 - 0	26 - 0	113 - 0



DEMETRUCÉ #12

McNEAL DB

6-2 • 194 • So. • 1L
College Park, Ga. (Baneker)
Liberal Arts

2011 — Made his first career start in the opener with Utah State ... Totaled seven tackles ... Also added a pass break-up.

McNEAL'S CAREER DEFENSIVE STATS

YEAR	G/GS	TT	UT	AT	TFL-YDS	QBS-YDS	FF/FR	PD	I/YDS
2010	13/0	24	17	7	0.0-0	0.0-0	1/0	1	0/0
2011	1/1	7	1	6	0.0-0	0.0-0	0/0	1	0/0
Totals	14/1	31	18	13	0.0-0	0.0-0	1/0	2	0/0

McNEAL'S CAREER GAME HIGH STATS

No.	Opponent	Date	
Tackles	7	Utah State	9/3/11
Deflections	1	2x (Last vs. Utah State)	11/6/10

McNEAL'S GAME-BY-GAME DEFENSIVE STATS

DATE	OPPONENT	TT	UT	AT	PD	INT-YDS
9/4/10	ARKANSAS STATE	0	0	0	0	0-0
9/9/10	at Mississippi State	1	1	0	0	0-0
9/18/10	CLEMSON	0	0	0	0	0-0
9/25/10	SOUTH CAROLINA	4	4	0	0	0-0
10/2/10	LOUISIANA-MONROE					DID NOT PLAY
10/9/10	at Kentucky	3	1	2	0	0-0
10/16/10	ARKANSAS	2	1	1	0	0-0
10/23/10	LSU	1	1	0	0	0-0
10/30/10	at Ole Miss	0	0	0	0	0-0
11/6/10	CHATTANOOGA	5	3	2	0	0-0
11/13/10	GEORGIA	0	0	0	1	0-0
11/26/10	at Alabama	1	1	0	0	0-0
12/4/10	South Carolina (SECCG)	2	1	1	0	0-0
1/10/11	Oregon (BCSNCG)	1	1	0	0	0-0

McNEAL'S GAME-BY-GAME DEFENSIVE STATS

DATE	OPPONENT	TT	UT	AT	PD	INT-YDS
9/3/11	UTAH STATE	7	1	6	1	0-0



The Players



IKEEM MEANS #16 DB

6-0 • 205 • Jr. • 2L
Wetumpka, Ala. (Wetumpka)
Management

2011 — Saw playing time on special teams in the opener with Utah State.


MEAN'S CAREER DEFENSIVE STATS

YEAR	G/GS	TT	UT	AT	TFL-YDS	QBS-YDS	FF/FR	PD	I/YDS
2009	12/0	10	6	4	0.0-0	0.0-0	0/0	0	0/0
2010	14/0	10	6	4	0.0-0	0.0-0	0/0	0	0/0
2011	1/0	0	0	0	0.0-0	0.0-0	0/0	0	0/0
Totals	27/0	20	12	8	0.0-0	0.0-0	0/0	0	0/0

MEAN'S GAME-BY-GAME DEFENSIVE STATS

DATE	OPPONENT	TT	UT	AT	PD	INT-YDS
9/4/10	ARKANSAS STATE	0	0	0	0	0-0
9/9/10	at Mississippi State	2	2	0	0	0-0
9/18/10	CLEMSON	0	0	0	0	0-0
9/25/10	SOUTH CAROLINA	0	0	0	0	0-0
10/2/10	LOUISIANA-MONROE	0	0	0	0	0-0
10/9/10	at Kentucky	1	0	1	0	0-0
10/16/10	ARKANSAS	1	0	1	0	0-0
10/23/10	LSU	0	0	0	0	0-0
10/30/10	at Ole Miss	2	1	1	0	0-0
11/6/10	CHATTANOOGA	1	1	0	0	0-0
11/13/10	GEORGIA	0	0	0	0	0-0
11/26/10	at Alabama	0	0	0	0	0-0
12/4/10	South Carolina (SECCG)	2	2	0	0	0-0
1/10/11	Oregon (BCSNCG)	1	0	1	0	0-0

DATE	OPPONENT	TT	UT	AT	PD	INT-YDS
9/3/11	UTAH STATE	0	0	0	0	0-0



JONATHAN MINCY #6 DB

5-10 • 180 • Fr. • RS
Decatur, Ga. (SW Dekalb)
Undecided

2011 — Saw action in the opener against Utah State.



ANTHONY MORGAN #8 RB

5-11 • 195 • Jr. • 2L
Brantley, Ala. (Brantley)
Liberal Arts

2011 — Started at running back against Utah State.

MORGAN'S CAREER DEFENSIVE STATS

YEAR	G/GS	TT	UT	AT	TFL-YDS	QBS-YDS	FF/FR	PD	I/YDS
2010	9/0	8	6	2	0.0-0	0.0-0	1/0	0	0/0

MORGAN'S CAREER RUSHING STATS

YEAR	G/GS	NO	YDS	AVG	TD	LP/OPPONENT
2011	1/1	0	0	0.0	0	-



CLINT MOSELEY #15 QB

6-3 • 213 • So. • 1L
Leroy, Ala. (Leroy)
Sociology

2011 — Attempted his first collegiate pass against Utah State ... Completed the strike for 25 yards to Onterio McCalebb ... Play came on a trick play that saw fellow QB Kiehl Frazier take the snap under center.

MOSELEY'S CAREER PASSING STATS

YEAR	G/GS	CMP	ATT	PCT	YDS	INT	TD	LP/OPPONENT
2011	1/0	1	1	100.0	25	0	0	25/Utah State

MOSELEY'S GAME-BY-GAME PASSING STATS

DATE	OPPONENT	CMP	ATT	YDS	INT	TD	TD Pass
9/3/11	UTAH STATE	1	1	25	0	0	-




BRANDON MOSLEY #75 OL

6-6 • 305 • Sr. • 1L
Jefferson, GA (Coffeyville [KS]/Jefferson HS)
Public Administration

CAREER — Started 12 straight games and appeared in 15 ... Part of offense that became the first AU team to ever rush for 300 yards or more in six straight SEC games during 2010 season.

2011 — SEC Coaches Pre-Season second team ... Made his 12th straight start in the season opener.



JABRIAN NILES #93 DL

6-2 • 297 • Fr. • HS
Mobile, Ala. (Davidson)
Undecided

2011 — Has not played.



The Players



LaDARIUS OWENS #10 DE

6-2 • 237 • Fr. • RS
Bessemer, Ala. (Jess Lanier)
Liberal Arts


2011 — Has not played.



CODY PARKEY #36 K

6-0 • 190 • So. • 1L
Jupiter, Fla. (Jupiter)
Marketing

2011 — Kicked off seven times with four touchbacks in the opener with Utah State ... Perfect on six extra-point tries.



LADARIOUS PHILLIPS #37 RB

6-0 • 291 • Fr. • RS
Roanoke, Ala. (Handley)
Exercise Science

2011 — Saw snaps against Utah State.



TROVON REED #1 WR

6-0 • 183 • Fr. • RS
Thibodaux, La. (Thibodaux)
Liberal Arts

2011 — Recorded the first receptions of his career against Utah State ... Finished with four catches for 33 yards.

REED'S CAREER RECEIVING STATS


YEAR	G/GS	NO	YDS	AVG	TD	LP/OPPONENT
2010	1/0	0	0	0.0	0	--
2011	1/0	4	33	8.3	0	11/Utah State
Totals	2/0	4	33	8.3	0	11/Utah State

REED'S CAREER RUSHING STATS

YEAR	G/GS	NO	YDS	AVG	TD	LP/OPPONENT
2010	1/0	2	8	4.0	0	6/Clemson
2011	1/0	0	0	0.0	0	--
Totals	2/0	2	8	4.0	0	6/Clemson

REED'S GAME-BY-GAME RECEIVING STATS


DATE	OPPONENT	REC	YDS	AVG	TD	TD REC
9/3/11	UTAH STATE	4	33	8.3	0	--



ASHTON RICHARDSON #56 LB

6-0 • 212 • Sr. • 2L
New Orleans, La. (St. Michael)
Animal Science


2011 — Awarded scholarship by coaches in August 2011 ... Has not played.



GREG ROBINSON #73 OL

6-5 • 305 • Fr. • HS
Thibodaux, La. (Thibodaux)
Undecided

2011 — Has not played.



JONATHAN ROSE #28 DB

6-2 • 178 • Fr. • HS
Leeds, Ala. (Leeds)
Undecided

2011 — Has not played.



CRAIG SANDERS #13 DE

6-4 • 260 • So. • 1L
Clio, Ala. (Ariton)
Liberal Arts

2011 — Recorded two tackles in the season opener ... Also tallied half a tackle for loss that resulted in a loss of six yards against Utah State.

SANDERS' CAREER DEFENSIVE STATS

YEAR	G/GS	TT	UT	AT	TFL-YDS	QBS-YDS	FF/FR	PD	I/YDS
2010	13/0	8	7	1	1.0-6	1.0-6	0/0	0	0/0
2011	1/0	2	1	1	0.5-6	0.0-0	0/0	0	0/0
Totals	14/0	10	8	2	1.5-6	1.0-6	0/0	0	0/0

SANDERS' GAME-BY-GAME DEFENSIVE STATS

DATE	OPPONENT	TT	UT	AT	TFL-YDS	QBS-YDS
9/4/10	ARKANSAS STATE	3	3	0	0.0-0	0.0-0



The Players



9/9/10	at Mississippi State	1	1	0	0.0-0	0.0-0
9/18/10	CLEMSON	0	0	0	0.0-0	0.0-0
9/25/10	SOUTH CAROLINA	1	1	0	0.0-0	0.0-0
10/2/10	LOUISIANA-MONROE	0	0	0	0.0-0	0.0-0
10/9/10	at Kentucky	DID NOT PLAY				
10/16/10	ARKANSAS	1	0	1	0.0-0	0.0-0
10/23/10	LSU	0	0	0	0.0-0	0.0-0
10/30/10	at Ole Miss	0	0	0	0.0-0	0.0-0
11/6/10	CHATTANOOGA	0	0	0	0.0-0	0.0-0
11/13/10	GEORGIA	1	1	0	0.0-0	0.0-0
11/26/10	at Alabama	0	0	0	0.0-0	0.0-0
12/4/10	South Carolina (SECCG)	1	1	0	1.0-6	1.0-6
1/10/11	Oregon (BCSNCG)	0	0	0	0.0-0	0.0-0

DATE	OPPONENT	TT	UT	AT	TFL-YDS	QBS-YDS
9/3/11	UTAH STATE	2	1	1	0.5-6-	0.0-0



DEVAUNTE #96
SIGLER DL
 6-3 • 263 • Fr. • HS
 Mobile, Ala. (B.C. Rain)
 Undecided


2011 — True freshman saw his first action in the opener with Utah State ... Tallied one tackle.

SIGLER'S CAREER DEFENSIVE STATS

YEAR	G/GS	TT	UT	AT	TFL-YDS	QBS-YDS	FF/FR	PD	I/YDS
2011	1/0	1	0	1	0.0-0	0.0-0	0/0	0	0/0

SIGLER'S GAME-BY-GAME DEFENSIVE STATS

DATE	OPPONENT	TT	UT	AT	TFL-YDS	QBS-YDS
9/3/11	UTAH STATE	1	0	1	0.0-0	0.0-0



CHAD #62
SLADE OL
 6-5 • 320 • RFr. • RS
 Moody, Ala. (Moody)
 Liberal Arts

2011 — Saw his first snaps of his career and made his first career start in the season opener against Utah State at right tackle.



RYAN #24
SMITH DB
 6-2 • 208 • So. • 1L
 Cordova, Ala. (Cordova)
 Liberal Arts

2010 — Saw action against Utah State.

SMITH'S CAREER DEFENSIVE STATS

YEAR	G/GS	TT	UT	AT	TFL-YDS	QBS-YDS	FF/FR	PD	I/YDS
2010	14/0	3	3	0	0.0-0	0.0-0	0/0	0	0/0
2011	1/0	0	0	0	0.0-0	0.0-0	0/0	0	0/0
Totals	15/0	3	3	0	0.0-0	0.0-0	0/0	0	0/0

SMITH'S GAME-BY-GAME DEFENSIVE STATS

DATE	OPPONENT	TT	UT	AT	PD	INT-YDS
9/4/10	ARKANSAS STATE	0	0	0	0	0-0
9/9/10	at Mississippi State	0	0	0	0	0-0
9/18/10	CLEMSON	0	0	0	0	0-0
9/25/10	SOUTH CAROLINA	0	0	0	0	0-0
10/2/10	LOUISIANA-MONROE	0	0	0	0	0-0
10/9/10	at Kentucky	0	0	0	0	0-0
10/16/10	ARKANSAS	1	1	0	0	0-0
10/23/10	LSU	0	0	0	0	0-0
10/30/10	at Ole Miss	0	0	0	0	0-0
11/6/10	CHATTANOOGA	0	0	0	0	0-0
11/13/10	GEORGIA	1	1	0	0	0-0
11/26/10	at Alabama	0	0	0	0	0-0
12/4/10	South Carolina (SECCG)	1	1	0	0	0-0
1/10/11	Oregon (BCSNCG)	0	0	0	0	0-0

DATE	OPPONENT	TT	UT	AT	PD	INT-YDS
9/3/11	UTAH STATE	0	0	0	0	0-0



TRAVANTE #85
STALLWORTH WR
 5-9 • 190 • Jr. • 2L
 Leesville, Ala. (Leesville)
 Public Administration


2010 — Made the first start of his career against Utah State ... Recorded four catches for 93 yards and a touchdown ... Touchdown was a 39-yard catch-and-run.

STALLWORTH'S CAREER RECEIVING STATS

YEAR	G/GS	NO	YDS	AVG	TD	LP/OPPONENT
2009	10/0	2	21	10.5	0	16/Ball State
2010	3/0	0	0	0.0	0	--
2011	1/1	4	93	23.3	1	39/Utah State
Totals	14/1	6	114	19.0	1	39/Utah State

STALLWORTH'S GAME-BY-GAME RECEIVING STATS

DATE	OPPONENT	REC	YDS	AVG	TD	TD REC
9/3/11	* UTAH STATE	4	93	23.3	1	39



JOHN #71
SULLEN OL
 6-5 • 333 • Jr. • 2L
 Auburn, Ala. (Auburn)
 History

CAREER — Played in 27 games, recording two starts.

2010 — Made his second career start against Utah State in the season opener.




The Players



ANTHONY SWAIN #44 LB

6-2 • 205 • Fr. • HS
Gadsden, Ala. (Gadsden City)
Undecided


2011 — Has not played.



ROBENSON THEREZIE #27 DB

5-9 • 192 • Fr. • HS
Miami, Fla. (Jackson)
Undecided

2011 — Saw snaps, but did not record any stats against Utah State.



NEIKO THORPE #15 DB

6-3 • 191 • Sr. • 3L
Tucker, Ga. (HS)
Philosophy

CAREER — Has one return for touchdown, a 69-yard blocked FG vs. UK (10/17/09).

2011 — SEC Coaches Pre-Season Third Team ... Recorded nine tackles against Utah State in his first game at safety ... Total included seven unassisted stops.

THORPE' CAREER DEFENSIVE STATS

YEAR	G/GS	TT	UT	AT	TFL-YDS	QBS-YDS	FF/FR	PD	I/YDS
2008	11/1	29	20	9	0.0-0	0.0-0	1/0	6	2-101
2009	13/13	84	56	28	0.5-1	0.0-0	1/0	11	2-22
2010	14/13	64	45	19	0.5-1	0.0-0	0/0	9	0-0
2011	1/1	9	7	2	0.0-0	0.0-0	0/0	0	0-0
Totals	39/28	186	128	58	1.0-2	0.0-0	2/0	26	4-123

THORPE'S CAREER GAME HIGH STATS

	No.	Opponent	Date
Tackles	14	Northwestern (Outback)	1/1/10
Interceptions	1	4x (last vs. Northwestern)	1/1/10

THORPE'S GAME-BY-GAME DEFENSIVE STATS

DATE	OPPONENT	TT	UT	AT	PD	INT-YDS
8/30/08	LOUISIANA-MONROE	7	5	2	2	0-0
9/6/08	SOUTHERN MISS	1	1	0	0	0-0
9/13/08	MISSISSIPPI STATE	0	0	0	0	0-0
9/20/08	LSU	2	2	0	0	0-0
9/27/08	TENNESSEE	4	3	1	0	0-0
10/4/08	at Vanderbilt	2	1	1	2	0-0
10/11/08	* ARKANSAS	7	3	4	0	1-59
10/23/08	at West Virginia	0	0	0	0	0-0
11/1/08	at Ole Miss	DID NOT PLAY				
11/8/08	TENNESSEE-MARTIN	0	0	0	0	1-42
11/15/08	GEORGIA	2	2	0	0	0-0
11/29/08	at Alabama	4	3	1	0	0-0

DATE	OPPONENT	TT	UT	AT	PD	INT-YDS
9/5/09	* LOUISIANA TECH	3	3	0	1	0-0
9/12/09	* MISSISSIPPI STATE	7	5	2	0	0-0
9/19/09	* WEST VIRGINIA	7	5	2	2	1-22
9/26/09	* BALL STATE	6	5	1	0	0-0
10/3/09	* at Tennessee	7	3	4	0	0-0
10/10/09	* at Arkansas	11	6	5	0	0-0
10/17/09	* KENTUCKY	4	3	1	2	0-0
10/24/09	* at LSU	8	2	6	1	0-0
10/31/09	* OLE MISS	2	2	0	1	0-0
11/7/09	* FURMAN	2	1	1	0	0-0
11/14/09	* at Georgia	5	1	4	0	0-0
11/27/09	* ALABAMA	8	7	1	1	0-0
1/1/10	* Northwestern (Outback)	14	13	1	1	1-0

DATE	OPPONENT	TT	UT	AT	PD	INT-YDS
9/4/10	* ARKANSAS STATE	4	3	1	1	0-0
9/9/10	* at Mississippi State	3	2	1	1	0-0
9/18/10	* CLEMSON	5	4	1	0	0-0
9/25/10	* SOUTH CAROLINA	3	2	1	1	0-0
10/2/10	LOUISIANA-MONROE	2	2	0	0	0-0
10/9/10	* at Kentucky	4	1	3	0	0-0
10/16/10	* ARKANSAS	10	10	0	1	0-0
10/23/10	* LSU	6	4	2	1	0-0
10/30/10	* at Ole Miss	7	5	2	0	0-0
11/6/10	* CHATTANOOGA	2	2	0	1	0-0
11/13/10	* GEORGIA	0	0	0	0	0-0
11/26/10	* at Alabama	12	6	6	2	0-0
12/4/10	* South Carolina (SECCG)	4	3	1	1	0-0
1/10/11	* Oregon (BCSNCG)	2	1	1	0	0-0

DATE	OPPONENT	TT	UT	AT	PD	INT-YDS
9/3/11	* UTAH STATE	9	7	2	0	0-0



JAMAR TRAVIS #74 DL

6-0 • 294 • Jr. • 2L
Brewton, Ala. (W.S. Neal)
Public Administration

2011 — Recorded one tackle against Utah State ... Had one tackle for loss ... Also credited with one hurry.

TRAVIS' CAREER DEFENSIVE STATS


YEAR	G/GS	TT	UT	AT	TFL-YDS	QBS-YDS	FF/FR	PD	I/YDS
2010	14/0	3	3	0	0.0-0	0.0-0	0/0	0	0/0
2011	1/0	1	1	0	1.0-1	0.0-0	0/0	0	0/0
Totals	15/0	4	4	0	1.0-1	0.0-0	0/0	0	0/0

TRAVIS' GAME-BY-GAME DEFENSIVE STATS

DATE	OPPONENT	TT	UT	AT	TFL-YDS	QBS-YDS
9/3/11	UTAH STATE	1	0	1	0.0-0	0.0-0



The Players



**BARRETT
TROTTER** #14
QB

6-2 • 207 • Jr. • 1L
Birmingham, Ala. (Briarwood Christian)
Graduate

2011 — Made his first career start at quarterback against Utah State ... Completed 17-of-23 passes for 261 yards and three touchdowns ... Touchdowns were on throws of 56, 39 and 15 yards ... Led Auburn on two scoring drives with less than four minutes remaining to overcome a 10-point deficit and earn the win.

TROTTER'S CAREER PASSING STATS

YEAR	G/GS	CMP	ATT	PCT	YDS	INT	TD	LP/OPPONENT
2010	5/0	6	9	66.7	64	0	0	16/South Carolina (SECCG)
2011	1/1	17	23	73.9	261	0	3	56/Utah State
Totals	6/1	23	32	71.9	325	0	3	56/Utah State


TROTTER'S CAREER GAME HIGH STATS

	No.	Opponent	Date
Completions	17	Utah State	9/3/11
Pass Attempts	23	Utah State	9/3/11
Pass Yards	261	Utah State	9/3/11
Pass TDs	3	Utah State	9/3/11

TROTTER'S GAME-BY-GAME PASSING STATS

DATE	OPPONENT	CMP	ATT	YDS	INT	TD	TD Pass
9/4/10	ARKANSAS STATE	1	1	13	0	0	--
9/9/10	at Mississippi State			DID NOT PLAY			
9/18/10	CLEMSON			DID NOT PLAY			
9/25/10	SOUTH CAROLINA			DID NOT PLAY			
10/2/10	LOUISIANA-MONROE	3	5	27	0	0	--
10/9/10	at Kentucky			DID NOT PLAY			
10/16/10	ARKANSAS			DID NOT PLAY			
10/23/10	LSU			DID NOT PLAY			
10/30/10	at Ole Miss	0	0	0	0	0	--
11/6/10	CHATTANOOGA	1	2	8	0	0	--
11/13/10	GEORGIA	0	0	0	0	0	--
11/26/10	at Alabama			DID NOT PLAY			
12/4/10	South Carolina (SECCG)	1	1	16	0	0	--
1/10/11	Oregon (BCSNCG)			DID NOT PLAY			

DATE	OPPONENT	CMP	ATT	YDS	INT	TD	TD Pass
9/3/11	* UTAH STATE	17	23	261	0	3	56, 39, 15



**C.J.
UZOMAH** #38
WR

6-4 • 236 • Fr. • HS
Suwanee, Ga. (North Gwinnett)
Undecided


2011 — Saw playing time against Utah State.



**CHRISTIAN
WESTERMAN** #57
OL

6-3 • 277 • Fr. • HS
Suwanee, Ariz. (Hamilton)
Undecided

2011 — Has not played.



**JEFFREY
WHITAKER** #54
DT

6-4 • 312 • So. • 1L
Warner Robins, Ga. (Warner Robins)
Liberal Arts

2011 — Made his first career start against Utah State ... Recorded a pair of tackles ... Also credited with half a tackle for loss.

WHITAKER'S CAREER DEFENSIVE STATS

YEAR	G/GS	TT	UT	AT	TFL-YDS	QBS-YDS	FF/FR	PD	I/YDS
2010	14/0	7	4	3	0.0-0	0.0-0	0/0	0	0/0
2011	1/1	2	0	2	0.5-1	0.0-0	0/0	0	0/0
Totals	15/1	9	4	5	0.5-1	0.0-0	0/0	0	0/0

WHITAKER'S CAREER GAME HIGH STATS

	No.	Opponent	Date
Tackles	3	Chattanooga	11/6/10
TFL's	0.5	Utah State	9/3/11


WHITAKER'S GAME-BY-GAME DEFENSIVE STATS

DATE	OPPONENT	TT	UT	AT	TFL-YDS	QBS-YDS
9/4/10	ARKANSAS STATE	1	0	1	0.0-0	0.0-0
9/9/10	at Mississippi State	0	0	0	0.0-0	0.0-0
9/18/10	CLEMSON	1	1	0	0.0-0	0.0-0
9/25/10	SOUTH CAROLINA	0	0	0	0.0-0	0.0-0
10/2/10	LOUISIANA-MONROE	1	1	0	0.0-0	0.0-0
10/9/10	at Kentucky	0	0	0	0.0-0	0.0-0
10/16/10	ARKANSAS	0	0	0	0.0-0	0.0-0
10/23/10	LSU	0	0	0	0.0-0	0.0-0
10/30/10	at Ole Miss	0	0	0	0.0-0	0.0-0
11/6/10	CHATTANOOGA	3	1	2	0.0-0	0.0-0
11/13/10	GEORGIA	0	0	0	0.0-0	0.0-0
11/26/10	at Alabama	0	0	0	0.0-0	0.0-0
12/4/10	South Carolina (SECCG)	1	1	0	0.0-0	0.0-0
1/10/11	Oregon (BCSNCG)	0	0	0	0.0-0	0.0-0

DATE	OPPONENT	TT	UT	AT	TFL-YDS	QBS-YDS
9/3/11	UTAH STATE	2	0	2	0.5-1	0.0-0



The Players



JAWARA #38

WHITE LB

6-2 • 230 • RFr. • RS
Troy, Ala. (Charles Henderson)
Pre-Business

2011 — Saw the first playing time of his career against Utah State ... Credited with one tackle.

WHITE'S CAREER DEFENSIVE STATS

YEAR	G/GS	TT	UT	AT	TFL-YDS	QBS-YDS	FF/FR	PD	I/YDS
2011	1/0	1	1	0	0.0-0	0.0-0	0/0	0	0/0

WHITE'S GAME-BY-GAME DEFENSIVE STATS

DATE	OPPONENT	TT	UT	AT	TFL-YDS	QBS-YDS
9/3/11	UTAH STATE	1	0	1	0.0-0	0.0-0



RYAN #19

WHITE DB

5-10 • 195 • So. • 1L
Tallahassee, Fla. (Lincoln)
Pre-Business


2011 — Serves as the holder on extra points and field goals ... Totaled two tackles against Utah State.

WHITE'S CAREER DEFENSIVE STATS

YEAR	G/GS	TT	UT	AT	TFL-YDS	QBS-YDS	FF/FR	PD	I/YDS
2010	6/0	6	5	1	0.0-0	0.0-0	0/0	1	0/0
2011	1/0	2	1	1	0.0-0	0.0-0	0/0	0	0/0
Totals	7/0	8	6	2	0.0-0	0.0-0	0/0	0	0/0

WHITE'S GAME-BY-GAME DEFENSIVE STATS

DATE	OPPONENT	TT	UT	AT	PD	INT-YDS
9/4/10	ARKANSAS STATE					DID NOT PLAY
9/9/10	at Mississippi State					DID NOT PLAY
9/18/10	CLEMSON					DID NOT PLAY
9/25/10	SOUTH CAROLINA					DID NOT PLAY
10/2/10	LOUISIANA-MONROE					DID NOT PLAY
10/9/10	at Kentucky					DID NOT PLAY
10/16/10	ARKANSAS					DID NOT PLAY
10/23/10	LSU					DID NOT PLAY
10/30/10	at Ole Miss	0	0	0	0	0-0
11/6/10	CHATTANOOGA	5	4	1	1	0-0
11/13/10	GEORGIA	0	0	0	0	0-0
11/26/10	at Alabama	0	0	0	0	0-0
12/4/10	South Carolina (SECCG)	0	0	0	0	0-0
1/10/11	Oregon (BCSNCG)	1	1	0	0	0-0
DATE	OPPONENT	TT	UT	AT	PD	INT-YDS
9/3/11	UTAH STATE	2	1	1	0	0-0



JERMAINE #3

WHITEHEAD DB

5-11 • 183 • Fr. • HS
Greenwood, Miss. (Amanda Elzy)
Undecided

2011 — Saw snaps, but did not record any statistics against Utah State.



GABE #90

WRIGHT DL

6-3 • 316 • Fr. • HS
Columbus, Ga. (Carver)
Undecided

2011 — Saw playing time against Utah State



The Players





The Players





The Players





The Players





The Players





The Players





The Players





The Players





The Players





The Players





The Players





The Players





The Players





The Players





The Players





The Players





The Players





The Players





The Players





The Players





The Players





The Players





The Players





The Players





The Players





The Players





The Players





The Players





The Players





The Players





The Players





The Players





The Players





The Players





The Players





The Players

