



# AUBURN TIGERS

## 2010 FOOTBALL



### GAME 2

#21/20 AUBURN (1-0) VS. MISSISSIPPI STATE (1-0)  
 SEPTEMBER 9, 2010 • 6:30 PM CT • TV: ESPN  
 DAVIS WADE STADIUM (55,082) • STARKVILLE, MS



### QUICK FACTS

#### COACHES

Gene Chizik (Florida, 1985)  
 Auburn Record .....9-5 (2nd year)  
 vs. Mississippi State .....1-0  
 Overall Record .....14-24 (4th year)  
 vs. Mississippi State .....1-0

Dan Mullen (Ursinus, 1994)  
 MSU Record ..... 6-7 (2nd year)  
 vs. Auburn .....0-1  
 Overall Record .....6-7 (2nd year)  
 vs. Auburn .....0-1

#### SERIES

**AU leads, 58-23-2**  
 at Auburn .....AU leads, 26-6  
 at Starkville .....AU leads, 11-4-1  
 at Neutral sites .....AU leads, 21-13-1  
 at Birmingham, AL.....AU leads, 14-11-1  
 at Columbus, MS .....AU leads, 1-0  
 at Jackson, MS .....AU leads, 5-2  
 at Montgomery, AL .....AU leads, 1-0  
 Last Meeting.....AU 49, MSU 24  
   Sept. 12, 2009 in Auburn, AL  
 Current Streak .....AU, W2

#### RANKINGS

Auburn .....21 AP/T20 USA Today  
 Mississippi State .....NR AP/RV USA Today

#### TELEVISION • ESPN

Rece Davis .....Play-by-play  
 Craig James, Jesse Palmer .....Analysts  
 Jenn Brown .....Sidelines

#### RADIO • AUBURN ISP SPORTS NETWORK

The Auburn ISP Sports Network provides radio coverage to over 50 stations that cover the Southeast. Rod Bramblett (play-by-play), Stan White (color), Quentin Riggins (side-line), Paul Ellen (studio), Andy Burcham (locker room) and Brad Law (SEC Report) provide gameday analysis.

SATELLITE RADIO.....XM Channel 143  
 LOCALLY.....WKRR-FM (97.7)

#### INTERNET

Live audio & stats .....www.auburntigers.com  
 Live video.....espn3.com

#### THE GAME

Auburn opens the 2010 Southeastern Conference season Thursday night when the Tigers visit Mississippi State. Both teams rolled to victories in their respective season openers last Saturday, as Auburn defeated Arkansas State 52-26 while Mississippi State thumped Memphis, 49-7. The game will be nationally televised by ESPN.

#### AUBURN HEADLINES

- ▶ Auburn is 43-28-5 in SEC openers, including a 16-1 mark in its last 17 league openers.
- ▶ Auburn is 6-2 all-time in Thursday night games, including a 4-0 record in SEC games. Auburn's last Thursday night SEC game was a 42-14 victory at Mississippi State in 2002.
- ▶ Auburn leads the series with Mississippi State, 58-23-2, and has won 21 of the last 28 in the series.
- ▶ Thursday's game will be a battle of the two top-ranked teams in the nation in passing efficiency.
- ▶ Cameron Newton leads the SEC in rushing (171.0) and total offense (357.0), and was named SEC Offensive Player of the Week after accounting for five TDs in the season opener.
- ▶ Auburn has totaled at least 500 yards of offense in five of Gus Malzahn's 14 games as offensive coordinator, after not reaching that mark in its last 40 games prior to his arrival.
- ▶ Six of Auburn's seven touchdown drives against Arkansas State, including all five in the first half, took less than two minutes.
- ▶ Auburn piled up 367 rushing yards against Arkansas State, which is the fifth-best mark in the nation.
- ▶ Auburn played 12 true freshman in the season opener, which tied for the fourth-highest total in the nation, and 17 players overall made their Auburn debuts during the opener.
- ▶ Auburn has four offensive linemen that have combined for 113 career starts, led by senior Lee Ziemba, who has started all 39 games since arriving as a true freshman.
- ▶ Senior kicker Wes Byrum is just 63 points away from becoming Auburn's all-time leading scorer. He currently ranks fifth with 250 career points.
- ▶ Auburn is the only school in the SEC that returns its entire full-time coaching staff intact from the 2009 season.
- ▶ Auburn has won 57 consecutive games when scoring 30 or more points in a game, dating back to a 56-49, four-overtime loss to Georgia in 1996.
- ▶ Auburn has 11 players on its squad that have already graduated, which is second most in the nation among FBS schools.

#### AUBURN (1-0)

Date	Opponent	Score/Time
Sept. 4	ARKANSAS STATE [FSN]	W, 52-26
<b>Sept. 9</b>	<b>at Mississippi State [ESPN]</b>	<b>6:30 pm</b>
Sept. 18	CLEMSON [ESPN/ESPN3D]	6 pm
Sept. 25	SOUTH CAROLINA	TBA
Oct. 2	LOUISIANA-MONROE	TBA
Oct. 9	at Kentucky	TBA
Oct. 16	ARKANSAS	TBA
Oct. 23	LSU	TBA
Oct. 30	at Ole Miss	TBA
Nov. 6	CHATTANOOGA (HC)	TBA
Nov. 13	GEORGIA	TBA
Nov. 26	at Alabama [CBS]	1:30 pm

*All times Central*

#### MISSISSIPPI STATE (1-0)

Date	Opponent	Score/Time
Sept. 4	MEMPHIS [ESPNU]	W, 49-7
<b>Sept. 9</b>	<b>#21/20 AUBURN [ESPN]</b>	<b>6:30 pm</b>
Sept. 18	at LSU [ESPNU]	6 pm
Sept. 25	GEORGIA	TBA
Oct. 2	ALCORN STATE	TBA
Oct. 9	at Houston	TBA
Oct. 16	at Florida	TBA
Oct. 23	UAB	TBA
Oct. 30	KENTUCKY	TBA
Nov. 13	at Alabama	TBA
Nov. 20	ARKANSAS	TBA
Nov. 27	at Ole Miss	TBA

*All times Central*

# 2010 Auburn Football Game Notes

## STATISTICAL COMPARISON

### AUBURN VS. MISSISSIPPI STATE

	<u>AU</u>	<u>MSU</u>
Points Scored	52.0	49.0
Total Offense	608.0	569.0
First Downs	23.0	28.0
Rushing Yards	367.0	197.0
Passing Yards	241.0	372.0
Time of Possession	25:37	31:16
3rd Down Pct.	50%	50%
Points Allowed	26.0	7.0
Yards Allowed	366.0	237.0
Rushing Yards Allowed	43.0	41.0
Passing Yards Allowed	323.0	196.0

## STATISTICAL LEADERS

### RUSHING YARDS

AUBURN	MISSISSIPPI STATE
Cameron Newton ..171	Vick Ballard.....60
Michael Dyer .....95	LaDarius Perkins .....57
Onterio McCalebb ....76	Robert Elliott.....39
Davis Hooper .....15	Adrian Marcus .....24

### PASSING YARDS

AUBURN	MISSISSIPPI STATE
Cameron Newton ..186	Tyler Russell .....256
Neil Caudle .....42	Chris Relf.....116

### RECEPTIONS

AUBURN	MISSISSIPPI STATE
Mario Fannin .....4	Brandon Heavens .....5
Quindarius Carr.....2	Leon Berry.....5
Darvin Adams .....2	Chad Bumphis .....4
Three tied with.....1	Three tied with .....2

### POINTS SCORED

AUBURN	MISSISSIPPI STATE
Cameron Newton.....12	Vick Ballard.....12
Mario Fannin .....12	Brandon Heavens .....12
Wes Byrum .....10	Chad Bumphis .....12
Three tied with.....6	Two tied with .....6

### TACKLES

AUBURN	MISSISSIPPI STATE
Daren Bates.....10	Charles Mitchell.....9
Aairon Savage.....7	Chris White.....6
Three tied with.....6	Damein Anderson .....4

### INTERCEPTIONS

AUBURN	MISSISSIPPI STATE
N/A.....-	Maurice Langston.....2

### SACKS

AUBURN	MISSISSIPPI STATE
Antoine Carter .....2.5	Devin Jones .....1.0
Nick Fairley .....1.5	

### AUBURN IN SEC OPENERS

Auburn is 43-28-5 in SEC openers, and is 16-1 in its last 17 league openers. The Tigers had their 14-game winning streak in openers snapped in 2007 by Mississippi State.

In its last 12 SEC openers, Auburn has outscored its opponents, 386-136. This is the seventh straight year Auburn has opened SEC play with Mississippi State. The Tigers won 49-24 last year, 3-2 in 2008, 34-0 in 2006, 28-0 in 2005 and 43-14 in 2004, with MSU winning 19-14 in 2007. The Tigers defeated Ole Miss, 19-9, in 1997; 17-0, in 1998; 35-27, in 2000; and 27-21 in 2001. In 1999, Auburn defeated LSU, 41-7, and beat Vanderbilt 31-6 and 45-7 in 2002 and 2003.

### TIGERS ON THURSDAY NIGHT

Auburn's game at Mississippi State will mark the ninth time the Tigers have played on a Thursday night. Auburn is 6-2 in games played on Thursday evening, including a 4-0 record in SEC games. The Tigers are 3-1 both when playing at home and on the road on Thursday night.

In Auburn's last Thursday night game, in 2008, the Tigers were beaten at West Virginia, 34-17. In 2006, the Tigers defeated South Carolina in Columbia, 24-17. In 2002, the Tigers thumped Mississippi State in Starkville, 42-14. In 2000, Auburn opened the season against Wyoming with a 35-21 win.

Auburn began the 1997 and 1998 seasons with Thursday night games against Virginia. Auburn won the 1997 game in Charlottesville (28-17) before the Cavaliers returned the favor in 1998, winning in Jordan-Hare Stadium (19-0).

In 1994, Auburn defeated Kentucky, 41-14, on a Thursday night game in Jordan-Hare Stadium. The Tigers and Ole Miss opened the 1993 season on Thursday night, with Auburn winning at home, 16-12.

ESPN was slated to televise the Tigers' 1995 home game against Mississippi State, however Hurricane Opal ripped through Lee County on the Wednesday before the game, causing the contest to be moved to Saturday due to massive power failures throughout the region.

### AUBURN-MSU SERIES NOTES

Auburn leads the all-time series with Mississippi State, 58-23-2 ... Saturday's meeting between the two schools will mark the 56th consecutive year the two schools have played each other ... Auburn has won 21 of the last 28 in the series ... Mississippi State has been held to an average of 12.3 points per game over the past 11 games ... Just 12 games in the last 40 years have been decided by seven points or less, including three consecutive from 1999-2001 ... Mississippi State has averaged just 82.8 yards passing per game against the Auburn defense over the past four meetings, and has not thrown for 200 yards against the Tigers since 2002.

### MISSISSIPPI STATE QUICK HITTERS

Mississippi State opened its 2010 season with a convincing 49-7 victory over Memphis last Saturday ... In his first collegiate game, red-shirt freshman quarterback Tyler Russell completed 13-of-16 passes for 256 yards and four touchdowns ... Brandon Heavens had 112 receiving yards and his first two career touchdowns, while Chad Bumphis had 100 yards receiving and two scores ... The Bulldog defense allowed Memphis just 237 yards of offense, including just 41 on the ground ... Mississippi State was picked to finish fifth in the West in the SEC Preseason Poll conducted by the league's media ... OL Derek Sherrod and DL Pernell McPhee were second-team preseason All-SEC picks by the league's media and coaches, while LB K.J. Wright was also a second-team pick by the SEC coaches.

### ALABAMA BULLDOGS

Mississippi State has 16 players on its roster from the state of Alabama: DL Nick Bell (Bessemer), OL Blaine Clausell (Mobile), TE Kendrick Cook (Attalla), SN Aaron Feld (Homewood), RB Patrick Hanrahan (Springville), ATH Brandon Heavens (Bessemer), LB Chris Hughes (Mobile), WR Malcolm Johnson (Tuscaloosa), OL D.J. Looney (Birmingham), ATH Adrian Marcus (Alabaster), OL Mark Melichar (Birmingham), DL Rodney Prince (Irontdale), QB Chris Relf (Montgomery), DB Zach Smith (Altoona), DB Louis Watson (Mobile) and ATH Brandon Wilson (Tuscaloosa).

### MISSISSIPPI TIGERS

Auburn has just one player on its roster from the state of Mississippi: DB Drew Cole (Picayune). One other Tiger, LB Daren Bates, finished his high school career at Olive Branch High School.

### AUBURN-MSU COACHING TIES

- ▶ Mississippi State running backs coach Greg Knox was Auburn's wide receivers coach and recruiting coordinator from 1999-2008.
- ▶ Mississippi State head coach Dan Mullen was the quarterbacks coach at Bowling Green from 2001-02, while Thigpen was coaching cornerbacks and the special teams coordinator for the Falcons.
- ▶ Mississippi State offensive coordinator and quarterbacks coach Les Koenning was the wide receivers coach at Texas A&M in 1996 when Auburn offensive line coach Jeff Grimes was an offensive graduate assistant coach for the Aggies.

### BATTLE THROUGH THE AIR

Thursday night's game will be a battle between the two top-ranked teams in the nation in passing efficiency. Mississippi State leads the nation with a rating of 262.99 after completing 20-of-25 passes for 372 yards and five TDs with one interception against Memphis. Auburn is right behind with a rating of 257.20 after completing 11-of-16 throws for 241 yards and three scores with no picks against Arkansas State.

# 2010 Auburn Football Game Notes

## ON THIS DATE

Auburn has only played five times on Sept. 9, and has won all five games. Auburn last played on Sept. 9 in 2006, also at Mississippi State, and claimed a 34-0 win. The Tigers' modern-day record for points came in a game on Sept. 9, when Auburn beat Chattanooga, 76-10, in 1995. Auburn also won on Sept. 9 in 2000 (35-27 vs. Ole Miss), 1989 (55-0 vs. Pacific) and 1982 (14-3 vs. Mississippi State).

## IN SEPTEMBER

Auburn is 149-47-5 (.754) all-time in the month of September, and has won 25 of its last 29 September contests, 11 of its last 12 and six in a row. The Tigers have posted a winning record during the month of September in each of the previous six seasons, and 26 of the previous 28.

## OFFENSE PICKS UP WHERE IT LEFT OFF

Auburn's offense continued to shine under second-year offensive coordinator Gus Malzahn, rolling up 608 yards of offense against Arkansas State. It marked the fifth time in 14 games under Malzahn that Auburn totaled at least 500 yards of offense. Prior to Malzahn's arrival in 2009, Auburn hadn't had a single 500-yard game since the 2005 Georgia game - a streak of 40 games.

## STRIKING QUICKLY

Auburn didn't waste any time putting points on the board against Arkansas State. All five of Auburn's first-half touchdown drives took less than two minutes, and totaled just 16 plays combined while covering 293 yards. The Tigers added another 61-second, 69-yard TD drive in the third quarter, and finished the game averaging 9.4 yards per play.

## IN A RUSH

Auburn piled up the rushing yardage against Arkansas State, totaling 367 yards rushing on 49 attempts (7.5 ypc), ranking the Tigers first in the SEC and fifth nationally in rushing. It marked the second straight year that Auburn opened the season with at least 300 yards rushing, after the Tigers totaled 301 against Louisiana Tech in 2009. Auburn followed that performance by rushing for a season high 390 yards and five touchdowns in the second weekend against Mississippi State.

## IMPRESSIVE DEBUT

Junior quarterback Cameron Newton made a big impression during his debut as an Auburn Tiger during Auburn's 52-26 season-opening victory against Arkansas State. Newton posted the second-best rushing total ever by a quarterback at Auburn, collecting 171 yards and two touchdowns on 15 carries, including a 71-yard scamper that was Auburn's longest rush since 2005. Newton also completed 9-of-14 passes for 186 yards (20.6 yards per completion) and three touchdowns. He earned SEC Offensive Player of the Week honors for his efforts and leads the SEC in both rushing and total offense (357.0 ypg).

## YOUNG GUNS GET FIRST ACTION

Cameron Newton was just one of 17 players that made their Auburn debuts in the season opener. The group included 12 true freshmen, which tied for fourth behind Florida (15), Air Force (13) and Florida State (13) for the most true freshmen played in a season opener by any team in the country. The true freshmen who played included: DL Kenneth Carter, LB Jessel Curry, DB Chris Davis, RB Michael Dyer, WR Antonio Goodwin, WR Shaun Kitchens, DE Corey Lemonier, DB Demetruce McNeal, K Cody Parkey, DE Craig Sanders, DB Ryan Smith and DL Jeffrey Whitaker. Dyer - the No. 1-ranked running back recruit in the country by ESPN.com/Scouts, Inc. - was particularly impressive, rushing for 95 yards and a score on 14 carries.

In addition to Newton and the true freshmen, others making their Auburn debuts were OL Blake Burgess, DE Nosa Eguae, OL Brandon Mosley and QB Barrett Trotter.

## SUCCESSFUL RETURN FOR DBs

Auburn's secondary was boosted against Arkansas State by the return of three former starters who returned from injuries, including two that missed the entire 2009 season.

Senior safety Airon Savage, who missed both the 2008 (knee) and 2009 (Achilles) seasons in their entirety before being granted a sixth year of eligibility by the NCAA in February, was second on the team with seven tackles, including one for loss. Senior safety Zac Etheridge, who suffered a season-ending neck injury last Halloween against Ole Miss, was also in the starting lineup and totaled four tackles.

Junior safety Mike McNeil, who missed all of 2009 after breaking his leg in the spring, came off the bench to add a pair of tackles and a pass break-up.

## CARTER PACES D-LINE VS. RED WOLVES

Defensive end Antoine Carter opened his senior season on a positive note, setting career highs for sacks (2.5) and tackles for loss (3.5) while helping Auburn hold Arkansas State to just 43 yards rushing. Carter, who entered the game with 5.5 career sacks, is just one of four seniors on the defensive line for Auburn. Michael Goggans joined Carter as a starter at defensive end, while Mike Blanc and Zach Clayton are two of the top three interior linemen.

## BATES' FIRST START AT LB A GOOD ONE

Sophomore Daren Bates started all 13 games at safety as a true freshman in 2009, but converted to linebacker prior to this season. It proved to be a good move, as Bates led the team with a career-high 10 tackles in the season opener. Bates, whose previous career high was nine tackles, was fourth on the team last season with 70 tackles.

## SEC SUCCESS

Since the 2004 season, Auburn has won 31 of its 48 Southeastern Conference games and 32 of its 49 games against SEC schools, including the 2004 SEC Championship game victory over Tennessee. Auburn's success against conference schools dates back beyond 2004, however, as since the start of the 2000 season, the Tigers have the fourth best record among the 12 league schools in regular season conference games. The following are the combined conference records of the 12 SEC schools from 2000-09.

	W-L	Pct.
Florida	61-19	.763
Georgia	55-25	.688
LSU	55-25	.688
<b>Auburn</b>	<b>52-28</b>	<b>.650</b>
Tennessee	51-29	.638
Alabama	35-34	.507
Arkansas	37-43	.463
South Carolina	37-43	.463
Ole Miss	33-47	.413
Kentucky	20-60	.250
Mississippi State	20-60	.250
Vanderbilt	13-67	.163

## TIGERS SINCE 2000

Since the start of the 2000 season, Auburn has one of the best records in all of the Football Bowl Subdivision. The Tigers' record of 89-39 (.693) ranks 14th among all 120 programs. The list of the top 20 programs since 2000 in terms of winning percentage follows:

	W-L	Pct.
1. Boise State	113-17	.869
2. Texas	111-19	.854
3. Oklahoma	111-24	.822
4. Ohio State	103-25	.804
5. USC	103-26	.798
6. Florida	101-30	.771
7. TCU	96-29	.768
8. LSU	100-31	.764
9. Georgia	99-31	.762
10. Virginia Tech	99-33	.750
11. Miami (Fla.)	92-33	.736
12. Utah	87-36	.707
13. Oregon	88-38	.698
<b>14. Auburn</b>	<b>88-39</b>	<b>.695</b>
15. West Virginia	87-39	.690
16. Boston College	89-40	.690
17. Wisconsin	87-43	.669
18. Florida State	86-43	.667
Texas Tech	86-43	.667
20. Louisville	82-42	.661

# 2010 Auburn Football Game Notes

## AUBURN IN 2010 BY THE NUMBERS

CATEGORY	2010
Record.....	1-0
SEC .....	0-0
West .....	0-0
East.....	0-0
Non-Conference .....	1-0
Home .....	1-0
Away .....	0-0
Neutral .....	0-0
Day .....	0-0
Night (6 p.m. or later) .....	1-0
TV Games .....	0-0
CBS.....	0-0
ESPN .....	0-0
ESPN2 .....	0-0
ESPNU.....	0-0
FSN.....	1-0
SEC Network .....	0-0
Scoring First.....	0-0
Opponent Scoring First .....	1-0
Leading at Half .....	1-0
Trailing at Half .....	0-0
Tied at Half .....	0-0
Leading after Third.....	1-0
Trailing after Third.....	0-0
Tied after Third .....	0-0
Overtime Games .....	0-0
Scoring fewer than 20 pts. ....	0-0
Scoring 20+ points .....	1-0
Scoring 30+ points .....	1-0
Allowing fewer than 20 pts.....	0-0
Allowing 20+ points .....	1-0
Allowing 30+ points .....	0-0
Rushing for less than 100 yds.....	0-0
Rushing for 100+ yds.....	1-0
Rushing for 200+ yds.....	1-0
Passing for 200+ yds. ....	1-0
Passing for 300+ yds. ....	0-0
Totaling less than 300 yds.....	0-0
300+ yds. of total offense .....	1-0
400+ yds. of total offense .....	1-0
Allowing less than 100 yds. rushing.....	1-0
Allowing less than 300 yds. total off. ....	0-0
Allowing 300+ yds. total offense .....	1-0
Having 100-yd. rusher .....	1-0
Opp. have 100-yd. rusher.....	0-0
No turnovers .....	0-0
Fewer than 3 turnovers .....	1-0
3 or more turnovers .....	0-0
No takeaways.....	1-0
Fewer than 3 takeaways .....	1-0
3 or more takeaways .....	0-0
More than 30:00 of possession .....	0-0
Less than 30:00 of possession .....	1-0

### BYRUM RECORD WATCH

Lou Groza Award candidate Wes Byrum is on pace to become Auburn's all-time leading scorer during his senior season. Byrum, who set a school single-season record for points by a kicker last season with 99, had 10 points in the season opener and needs 63 more to pass John Vaughn (2003-06) for the top spot on Auburn's career points scored list. Byrum is currently fifth on the list with 250 points, just 16 behind Damon Duval (1999-02) for fourth.

Byrum has hit on eight consecutive field goal attempts dating back to last season. His last miss was at Tennessee in 2009. He has hit 16 of his last 17 after hitting just 11-of-19 in 2008. His eight consecutive made field goals is the longest streak by an Auburn placekicker since John Vaughn hit 12 straight in 2006.

### SPECIAL TEAMS IMPROVEMENTS

In addition to Wes Byrum, a number of other players excelled on special teams against Arkansas State. Senior Demond Washington had 126 kickoff return yards, which is the 12th best total in school history. Junior Quindarius Carr averaged 9.4 yards per punt return including an 18-yarder. Senior Ryan Shoemaker had a net of 37.5 yards on his four punts, and freshman Craig Sanders made tackles on three consecutive kick-offs.

In addition, senior Mike Blanc blocked a PAT, marking the second straight game Auburn blocked a PAT. It was the fourth blocked extra point by the Tigers in the past two seasons.

### IN THE POLLS

Auburn, which began the season nationally ranked for the seventh time in the last eight years, is currently ranked 21st in the Associated Press Top 25 poll, and tied for 20th in the *USA Today* coaches poll. The Tigers are ranked in consecutive weeks for the first time since the 2008 season.

### CHIZIK ERA ENTERS SECOND YEAR

Head coach Gene Chizik begins his second year at the helm of the Auburn program, after recording the second-most wins by a first-year coach in Auburn history last season. He also became the first Auburn head coach to take his team to a bowl game in his initial season, leading the Tigers to a 38-35 overtime victory over Northwestern in the Outback Bowl. Chizik also became just the third coach in Auburn history to win his first five games as head coach, and became just the third SEC coach since the league expanded in 1992 to start 5-0.

### STAFF REMAINS INTACT

Auburn achieved a rare feat by keeping its entire coaching staff from last season, making Auburn the only school in the SEC to return its head coach and every full-time assistant coach.

The last time Auburn returned its entire coaching staff was when the 2006 staff returned intact in 2007.

### OFFENSE BY THE NUMBERS

Auburn's offense lost quarterback Chris Todd, who accounted for more than 93 percent of Auburn's passing yards last season, and running back Ben Tate, who rushed for 1,362 yards. Still, the Tigers have more than 91 percent of their receiving yards and 85 percent of their catches, plus more than half of their rushing yards returning this year. Players who accounted for nearly 80 percent of Auburn's scoring return as well.

Category	2009	Returning	Percent
Passing Yards	2,857	245	8.6%
Rushing Yards	2,756	1,517	55.0%
Receptions	218	186	85.3%
Receiving Yards	2,857	2,605	91.2%
Scoring	433	343	79.2%
Touchdowns	55	40	72.7%
Total Offense	5,613	1,762	31.4%
All-Purpose Yards	7,456	5,571	74.7%

### THIRD STRAIGHT NEW OPENING DAY QB

Junior college transfer Cameron Newton became Auburn's third opening-day starter in as many seasons, but he is no stranger to the SEC. Newton played at Florida as a true freshman in 2007, rushing 16 times for 103 yards and three touchdowns, and also played in the 2008 opener before redshirting. He spent the 2009 season at Blinn (Texas) College, helping the team to the 2009 NJCAA national championship by passing for 2,833 yards and 22 scores while also rushing for 655 yards and 16 TDs, making him the No. 1-ranked junior college prospect in the country according to Rivals.com.

### TALE OF THE TAPE

Below is a comparison of the size of Auburn quarterback Cameron Newton and other notable Auburn quarterbacks over the past 40 years (senior year in parentheses).

Cameron Newton	6-6	250
Chris Todd (2009)	6-4	210
Brandon Cox (2007)	6-2	207
Jason Campbell (2004)	6-5	228
Ben Leard (2000)	6-4	225
Dameyune Craig (1997)	6-1	200
Patrick Nix (1995)	6-2	199
Stan White (1993)	6-3	202
Reggie Slack (1989)	6-2	211
Jeff Burger (1987)	6-0	211
Pat Washington (1985)	6-2	199
Randy Campbell (1983)	6-0	170
Charlie Trotman (1979)	5-11	174
Phil Gargis (1976)	6-0	187
Pat Sullivan (1971)	6-0	190

# 2010 Auburn Football Game Notes

## EXPERIENCED O-LINE PAVES THE WAY

Auburn has one of the most experienced if not one of the best offensive lines in the country, with four starters returning who have combined to make 113 career starts. Senior All-American candidate and Outland Trophy watch list candidate Lee Ziemba has started all 39 games at tackle since arriving as a true freshman, while center Ryan Pugh, a Rimington Trophy candidate, has made 33 starts since his true freshman season. Guards Mike Berry (22 starts) and Byron Isom (19 starts) round out the experienced group.

Auburn's offensive line was ranked as the fifth-best OL unit in the country by Phil Steele and Lindy's in their preseason publications.

## RUNNING BACK U.

Despite losing Ben Tate, a second-round NFL draft pick of the Houston Texans, Auburn still has a deep stable of talented backs in the fold. Senior Mario Fannin leads the group with 985 career rushing yards. Fannin, who has also spent time as a wide receiver and kick returner, was the team's second-leading receiver last year with 42 catches for 413 yards and three scores. He currently has 2,801 career all-purpose yards, and is just 321 yards away from cracking Auburn's all-time top 10 list in that category.

Sophomore Onterio McCalebb also returns after gaining 565 yards on the ground as a true freshman. McCalebb became the first Auburn freshman ever to rush for 100+ yards in his first two collegiate games. Also added to the mix is freshman Michael Dyer, who was the No. 1-ranked high school running back in the country last year according to ESPN.com/Scouts, Inc.

## WIDEOUTS RETURN FROM A TO Z

Junior Biletnikoff Award candidate Darwin Adams headlines a talented group of wide receivers that return in 2010. Adams set an Auburn single-season record with 60 receptions in 2009, and his 997 receiving yards and 10 touchdown catches were third best in school history. He was named MVP of the Outback Bowl after setting an Auburn bowl record with 12 grabs for 142 yards.

Senior Terrell Zachery was Auburn's No. 2 receiver last year, finishing with 26 receptions for 477 yards and five touchdowns. Zachery was a big play specialist, averaging 49.2 yards per TD catch while also rushing nine times for 214 yards (23.8 yards per carry) and a score.

## THE SENIOR CLASS

Head coach Gene Chizik has a senior class that includes 24 players at Auburn in 2010, which is the largest in Auburn history and almost double the size of last year's senior class of 13. The previous largest senior class was 23 in 1988.

The 2010 seniors include: OL Mike Berry, DL Mike Blanc, OL Jorrell Bostrom, WR Kodi Burns, LB Josh Bynes, K Wes Byrum, DE Antoine Carter, QB Neil Caudle, LB Wade Christopher, DL Zach Clayton, OL Bart Eddins, S Zac Etheridge, RB Mario Fannin, DE Michael Goggans, OL Byron Isom, DB Woody Parramore, OL Ryan Pugh, DB Aairon Savage, P Ryan Shoemaker, LB Craig Stevens, DB Demond Washington, WR Jay Wisner, WR Terrell Zachery and OL Lee Ziemba.

## IRON MEN

Of Auburn's 24 seniors, 12 have seen time in at least 30 games during their careers. Mario Fannin leads the group with 42 games played, including three in 2006 before redshirting and all 39 games over the past four seasons, while Michael Goggans and Lee Ziemba have also played in all 39 games since 2007. Mike Blanc, Wes Byrum and Craig Stevens are next with 38 games played each, followed by Zac Etheridge (37), Antoine Carter and Ryan Pugh (34), Kodi Burns (33), Mike Berry (32) and Josh Bynes (31).

## HIGHLY TOUTED RECRUITING CLASS

While Auburn's seniors will be leaned up heavily this season, another strong recruiting class will play a big role in the Tigers' success. Auburn's 2010 recruiting class was ranked No. 4 in the nation by both ESPN.com/Scouts, Inc., and Rivals.com and sixth by Scout.com. Seven members of the recruiting class were part of the ESPN150.

## SOMETHING OLD, SOMETHING NEW

The players on Auburn's roster ranged in age from 17 to 23 when the season opened. The oldest Tiger, sixth-year senior Aairon Savage (DOB 12/29/86) was 23 years, eight months and six days old on the date of the season opener. The youngest player is freshman Jonathon Mincy (DOB 9/5/92), who celebrated his 18th birthday the day after the Arkansas State game.

## STARTS STREAKS

Senior Lee Ziemba has the longest staring streak on the squad, having started all 39 games over the past four seasons. If he starts all 12 regular-season games this year, he will break Will Herring's school records of 49 career starts and 49 consecutive starts.

One other senior has a streak that dates back to his freshman season, as Ryan Pugh has made 29 straight starts. Senior Josh Bynes is next with 22 consecutive starts and senior Mike Berry has made 19 straight starts, while sophomore Daren Bates and junior Neiko Thorpe have started all 14 games over the last two seasons.

## SEC STANDINGS

### Eastern Division

	SEC		Overall	
	W	L	W	L
Florida	0	0	1	0
Georgia	0	0	1	0
Kentucky	0	0	1	0
South Carolina	0	0	1	0
Tennessee	0	0	1	0
Vanderbilt	0	0	0	0

### Western Division

	SEC		Overall	
	W	L	W	L
Auburn	0	0	1	0
Alabama	0	0	1	0
Arkansas	0	0	1	0
LSU	0	0	1	0
Mississippi State	0	0	1	0
Ole Miss	0	0	0	1

## THIS WEEK'S SCHEDULE

### Thursday, Sept. 9

Auburn at Mississippi State, 6:30 pm [ESPN]

### Saturday, Sept. 11

Georgia at South Carolina, 11 am [ESPN2]  
 South Florida at Florida, 11:21 am [SEC Net]  
 Penn State at Alabama, 6 pm [ESPN]  
 Oregon at Tennessee, 6 pm [ESPN2]  
 LSU at Vanderbilt, 6 pm [ESPN]  
 Louisiana-Monroe at Arkansas, 6 pm [FSN]  
 Western Kentucky at Kentucky, 6:30 pm [CSS]  
 Ole Miss at at Tulane, 8 pm [ESPN Classic or ESPN2]

## LAST WEEK'S RESULTS

### Thursday, Sept. 2

SOUTH CAROLINA 41, Southern Miss 13

### Saturday, Sept. 4

FLORIDA 34, Miami (OH) 12  
 GEORGIA 55, La.-Lafayette 7  
 Kentucky 23, LOUISVILLE 16  
 Jacksonville State 49, OLE MISS 48 (2 OT)  
 TENNESSEE 50, UT Martin 0  
 MISSISSIPPI STATE 49, Memphis 7  
 AUBURN 52, Arkansas State 26  
 ALABAMA 48, San Jose State 3  
 ARKANSAS 44, Tennessee Tech 3  
 Northwestern 23, VANDERBILT 21  
 LSU 30, North Carolina 24

Home team in CAPS

All times listed are Central time

# 2010 Auburn Football Game Notes

## AUBURN IN THE SEC/NCAA STATS

(Through games played 9/4)

TEAM	SEC	NCAA
Total Offense (608.0) .....	1st	3rd
Rushing Offense (367.0) .....	1st	5th
Sacks By (4.0) .....	1st	T8th
Pass Efficiency (257.20) .....	2nd	2nd
Scoring Offense (52.0) .....	2nd	10th
Tackles For Loss (10.0) .....	3rd	T9th
Third-Down Conversions (50.0) .....	T3rd	T30th
Punt Returns (9.4) .....	4th	39th
Sacks Allowed (1.0) .....	T4th	T24th
First Downs (23.0) .....	T4th	T30th
Rushing Defense (43.0) .....	5th	11th
Pass Offense (241.0) .....	5th	45th
Net Punting (37.5) .....	6th	T49th
Kickoff Return Defense (18.38) .....	7th	41st
Red Zone Defense (100.0) .....	T7th	T51st
Red Zone Offense (80.0) .....	T7th	T60th
Penalties (60.0) .....	8th	T73rd
Opponent 3rd-Down Conv. (27.8) .....	9th	T39th
Kickoff Returns (21.8) .....	9th	40th
Pass Def. Efficiency (129.41) .....	9th	74th
Turnover Margin (-2.0) .....	9th	T91st
Total Defense (366.0) .....	10th	68th
Time Of Possession (25:37) .....	10th	91st
Pass Defense (323.0) .....	10th	101st
Opponent First Downs (22.0) .....	T10th	T81st
Scoring Defense (26.0) .....	11th	74th

### INDIVIDUAL

	SEC	NCAA
C. Newton, Total Offense (357.0) .....	1st	4th
A. Carter, Sacks (2.5) .....	1st	5th
C. Newton, Rushing (171.0) .....	1st	7th
C. Newton, All-Purpose Yards (171.0) .....	2nd	24th
C. Newton, Passing Eff. (246.60) .....	2nd	N/A
A. Carter, Tackles for Loss (3.5) .....	T2nd	T5th
Q. Carr, Punt Returns (9.4) .....	4th	27th
N. Fairley, Sacks (1.5) .....	T4th	T22nd
R. Shoemaker, Punting (39.3) .....	5th	51st
D. Bates, Tackles (10.0) .....	T6th	T49th
M. Dyer, Rushing (95.0) .....	7th	45th
Q. Carr, Receiving Yards (87.0) .....	7th	T50th
D. Washington, Kickoff Returns (25.2) .....	9th	27th
M. Fannin, Receptions (4.0) .....	T10th	T95th

### TIGER GRADS

Auburn began the season with 11 graduates on its roster, which is second most among all FBS schools.

The Tiger graduates include: OL Mike Berry (Public Administration), DT Mike Blanc (Public Administration), DT Zach Clayton (Finance), S Zac Etheridge (Public Administration), RB Mario Fannin (Public Administration), DE Michael Goggans (Public Administration), OL Byron Isom (Public Administration), S Airon Savage (Education/Master's in Exercise Science), P Ryan Shoemaker (Exercise Science), LB Craig Stevens (Business Management) and WR Terrell Zachery (Public Administration).

Listed are the top 10 FBS programs in the nation in terms of number of players who have completed their bachelor's degrees prior to the start of the 2010 season.

1. Boston College .....14
2. **Auburn** .....**11**
3. Tennessee .....9
4. Kansas State .....8
- Virginia Tech .....8
- UCF .....8
7. Memphis .....7
- Texas A&M .....7
- Marshall .....7
- Northwestern .....7

### AUBURN BY THE NUMBERS

The Tigers return 48 lettermen from last season, including 24 on offense, 22 on defense and two specialists. Auburn returns seven starters on offense and eight on defense.

Auburn's current roster of 112 players includes 24 seniors, 24 juniors, 22 sophomores, seven redshirt freshmen and 35 freshmen. The underclassmen (64) represent 57.5 percent of the Tigers' roster.

### TIGER PROS

Auburn has demonstrated a proficiency for placing players in the National Football League. As of Aug. 26, 33 former Auburn Tigers were listed on NFL rosters. Four teams have three former Tigers on the roster, including the Buffalo Bills, Miami Dolphins, Oakland Raiders and Tennessee Titans. Twenty-two of the 32 teams have at least one former Auburn player on the roster.

### 30+ POINTS EQUALS VICTORY

Auburn has won 57 consecutive games when scoring 30 or more points. The last time the Tigers lost when registering at least 30 points was a 56-49, four overtime loss to Georgia in 1996. In its history, Auburn is now 277-4 all-time when scoring at least 30 points.

### WHEN SCORING 20+ POINTS

Since the 2000 season, Auburn is 80-11 (.879) when scoring 20 or more points in a game. Dating back to the start of the 1993 season, Auburn is 123-18-1 (.870) when scoring 20 or more points in a game.

### JORDAN-HARE STADIUM

Now celebrating its 71st year as home to the Auburn football team, Jordan-Hare Stadium is the nation's 10th-largest on-campus stadium, with a capacity of 87,451 fans. The Tigers, who have averaged more than 80,000 fans during each of the past 17 seasons, are 272-69-7 (.792) all-time at Jordan-Hare Stadium.

Auburn has had 10 straight winning seasons at Jordan-Hare Stadium, posting a mark of 58-15 (.795) at home since the 2000 season. The Tigers were undefeated at home during two of those seasons, going 7-0 in both 2000 and 2004.

### UNDER THE LIGHTS AT JORDAN-HARE

Auburn has been tough to beat in night games at Jordan-Hare Stadium, accumulating a record of 20-4 (.833) since the 2000 season in home games starting at 6 p.m. or later. That stretch includes a 4-1 record against ranked opponents, with wins over No. 1 Florida in 2001, No. 2 Florida in 2006, No. 7 Tennessee in 2003 and No. 14 Georgia in 2000.

### AUBURN FOOTBALL: EVERY DAY ...

For the second year in a row Auburn will have a weekly 30-minute show offering fans a reality-based, behind the scenes style production that chronicles the inner-workings of the Tigers' football program through the entire season. The program follows the high and lows of competing as an SEC football player, with wired up coaches and players and exclusive interviews.

The show may be viewed on various stations across the state of Alabama and the Southeast as well as the Comcast Sports Southeast (CSS) regional cable network. The show will also be streamed via the internet at [www.auburntigers.com](http://www.auburntigers.com). The show will air either Friday nights or Saturday mornings in all markets.

### TIGERS ON CSS

Comcast/Charter Sports Southeast (CSS) will broadcast encore presentations of Auburn football every Sunday at 6 p.m. ET/5 p.m. CT, and on Wednesdays at 12 p.m. ET/11 a.m. CT, with Andy Burcham handling play-by-play duties and Cole Cubelic doing color commentary. CSS will also air the Auburn Football Review every Tuesday at 5 p.m. ET/4 p.m. CT.

CSS is a 24-hour regional sports network serving over six million customers in 13 states.

# 2010 Auburn Football Game Notes

## CAREER STATS VS. MISSISSIPPI STATE

Player	PASSING			Yds/Gm
	C-A-I	TD	Yds	
Kodi Burns	9-13-1	1	78	39.0

Player	RUSHING			
	No.	Yds	Avg.	TD
Mario Fannin	17	127	7.5	0
Kodi Burns	31	119	3.8	4
Onterio McCalebb	16	114	7.1	1
Eric Smith	3	8	2.7	0

Player	RECEIVING			
	No.	Yds	Avg.	TD
Darvin Adams	5	116	23.2	0
Mario Fannin	3	21	7.0	0
Terrell Zachery	2	41	20.5	0
Quindarius Carr	1	28	28.0	0
Jay Wisner	1	24	24.0	0
Philip Lutzenkirchen	1	13	13.0	1
Kodi Burns	1	2	2.0	0

Player	DEFENSIVE			
	UA	A	Tot.	Misc.
Craig Stevens	11	8	19	3 TFL, FF
Zac Etheridge	8	5	13	FR, PBU
Josh Bynes	4	6	10	
Mike Blanc	4	4	8	
Neiko Thorpe	5	2	7	
Michael Goggans	3	4	7	Sack, 2 TFL
Eltoro Freeman	2	4	6	
Zach Clayton	3	2	5	
Mike McNeil	3	1	4	Sack
Aairon Savage	2	2	4	
Daren Bates	0	3	3	
Chris Humphries	1	1	2	
Demond Washington	0	2	2	
Harris Gaston	1	0	1	
T'Sharvan Bell	1	0	1	INT
Dee Ford	1	0	1	
Watson Downs	0	1	1	
Jonathan Evans	0	1	1	

## THE LAST MEETING

MISSISSIPPI STATE	24
AUBURN	49

September 12, 2009

Jordan-Hare Stadium (85,269) • Auburn, Ala.

Kodi Burns accounted for four of Auburn's touchdowns, throwing one and running in three, and Onterio McCalebb and Ben Tate each topped the 100-yard rushing mark for the second straight game as Auburn pulled away from Mississippi State with 28 unanswered points to win 49-24.

Tate carried the ball 20 times for a then-career-high 157 yards and a touchdown while McCalebb rushed for 114 yards on 16 carries with a touchdown, becoming the first pair of Auburn running backs to top the 100-yard rushing mark in back-to-back games.

Burns had nine rushes for 32 yards, scoring on three 1-yard runs, and also was 1-for-1 passing for 13 yards and a touchdown.

Ahead 28-17 at the half, Auburn scored twice in the third quarter as Burns threw his fifth career touchdown pass, a strike to Philip Lutzenkirchen to go up 35-17, and then Tate ran it in from 35 yards out for his first touchdown of the season to put Auburn up 42-17.

Mississippi State had scored 17 consecutive points to take a 17-14 lead with 4:44 left in the second quarter before Auburn answered with two late second-

quarter touchdowns. A 1-yard run by Anthony Dixon and a Sean Brauchle 29-yard field goal brought Mississippi State to within four, 14-10, before Robert Elliott returned a blocked Clinton Durst punt for the 17-10 lead.

McCalebb's touchdown, a 48-yard run around the left end, regained the lead for Auburn, 21-17, before Burns scored from 1 yard out with 16 seconds left in the half.

Auburn went up 7-0 on its first possession of the game as Burns capped an eight-play, 73-yard scoring drive with a one-yard rush up the middle for his first touchdown of the game.

An Antonio Coleman 20-yard interception return of a Chris Relf pass put Auburn ahead, 14-0, with 2:21 remaining in the first quarter. The interception was the first of Coleman's career and the touchdown was the second

SCORING SUMMARY				
Mississippi State	.....0	17	0	7 - 24
Auburn	.....14	14	14	7 - 49
AU - Burns 1 yd run (Byrum kick), 8:13, 1st AU - Coleman 20 yd interception return (Byrum kick), 2:21, 1st MS - Dixon 1 yd run (Brauchle kick), 12:05, 2nd MS - Brauchle 29 yd field goal, 7:20, 2nd MS - Elliott 10 yd blocked punt return (Brauchle kick), 4:44, 2nd AU - McCalebb 48 yd run (Byrum kick), 3:08, 2nd AU - Burns 1 yd run (Byrum kick), 0:16, 2nd AU - Lutzenkirchen 13 yd pass from Burns (Byrum kick), 3:52, 3rd AU - Tate 35 yd run (Byrum kick), 1:19, 3rd MS - Ducre 1 yd pass from Lee (Brauchle kick), 11:15, 4th AU - Burns 1 yd run (Byrum kick), 5:56, 4th				
TEAM STATISTICS				
		MS	AU	
First Downs		14	29	
Rushes-Yards		38-167	59-390	
Passing Yards		130	199	
Comp-Att-Int		11-21-2	11-24-0	
Total Plays-Yards		59-297	83-589	
Punts-Avg.		6-45.2	5-28.8	
Fumbles/Lost		0/0	2/0	
Penalties-Yards		10-89	5-40	
3rd Down Conv.		5-of-14	6-of-13	
Time of Possession		28:57	31:03	
INDIVIDUAL STATISTICS				
<b>RUSHING:</b> (MS) - Dixon 20-92 (TD); Relf 7-52; Ducre 4-14; Lee 3-9; Stallworth 1-3; Elliott 2-minus 1; TEAM 1-minus 2. (AU) - Tate 20-157 (TD); McCalebb 16-114 (TD); Fannin 9-75; Burns 9-32 (3 TD); Smith 3-8; Todd 1-6; Team 1-minus 2. <b>PASSING:</b> (MS) - Relf 5-11-2-77; Lee 6-10-0-53 (TD). (AU) - Todd 10-23-0-186; Burns 1-1-0-13 (TD). <b>RECEIVING:</b> (MS) - Berry 4-60; McRae 3-33; Wilder 1-25; Bumphis 1-8; Green 1-3; Ducre 1-1 (TD). (AU) - Adams 5-116; Zachery 2-41; Wisner 1-24; Lutzenkirchen 1-13 (TD); Fannin 1-3; Burns 1-2.				

of his career, following a fumble return in the 2007 season-opener against Kansas State.

Burns closed out Auburn's scoring with his third touchdown run of the game with 5:56 remaining as Auburn moved to 2-0 on the season.

Chris Todd was 10-of-23 for 186 yards. Half of those receptions went to Darvin Adams as he finished the night with five catches for 116 yards. Along with Tate and McCalebb, Adams combined to mark the first time ever for Auburn to have two 100-yard rushers and a 100-yard receiver in the same game.

McCalebb became the first player in Auburn history to top 100-yards rushing in his first two career games.

Auburn's 49 points were the most it has scored in a SEC game since scoring 49 at Kentucky in 2005. With 589 yards of total offense, it also marked the first time that Auburn had 500 or more yards of total offense in back-to-back games since 1970, when the Tigers had 566 yards against Florida and 664 against Mississippi State.

# 2010 Auburn Football Game Notes

## AUBURN-MISSISSIPPI STATE SERIES SERIES RESULTS

(Auburn leads, 58-23-2)

YEAR	SCORE	SITE	DATE	YEAR	SCORE	SITE	DATE	YEAR	SCORE	SITE	DATE
1905:	AU, 18-0	at Columbus, MS	Oct. 27	1958:	AU, 33-14	at Auburn	Nov. 8	1989:	AU, 14-0	at Auburn	Oct. 28
1910:	AU, 6-0	at Auburn	Oct. 8	1959:	AU, 31-0	at Birmingham, AL	Nov. 7	1990:	AU, 17-16	at Starkville	Oct. 27
1911:	AU, 11-5	at Birmingham, AL	Oct. 28	1960:	AU, 27-12	at Auburn	Nov. 5	1991:	MSU, 24-17	at Auburn	Oct. 26
1912:	AU, 7-0	at Birmingham, AL	Oct. 26	1961:	MSU, 11-10	at Birmingham, AL	Nov. 11	1992:	MSU, 14-7	at Starkville	Oct. 10
1913:	AU, 34-0	at Birmingham, AL	Oct. 18	1962:	AU, 9-3	at Auburn	Nov. 10	1993:	AU, 31-17	at Auburn	Oct. 9
1914:	AU, 19-0	at Birmingham, AL	Oct. 24	1963:	MSU, 13-10	at Jackson, MS	Nov. 9	1994:	AU, 42-18	at Starkville	Oct. 8
1915:	AU, 26-0	at Birmingham, AL	Oct. 23	1964:	AU, 12-3	at Auburn	Nov. 7	1995:	AU, 48-20	at Auburn	Oct. 7
1916:	AU, 7-3	at Birmingham, AL	Oct. 28	1965:	AU, 25-18	at Birmingham, AL	Nov. 6	1996:	AU, 49-15	at Starkville	Oct. 12
1917:	AU, 13-6	at Birmingham, AL	Oct. 27	1966:	AU, 13-0	at Jackson, MS	Nov. 5	1997:	MSU, 20-0	at Auburn	Nov. 1
1919:	AU, 7-0	at Birmingham, AL	Nov. 15	1967:	AU, 36-0	at Auburn	Nov. 11	1998:	MSU, 38-21	at Starkville	Oct. 10
1927:	MSU, 7-0	at Birmingham, AL	Nov. 12	1968:	AU, 26-0	at Jackson, MS	Sept. 28	1999:	MSU, 18-16	at Auburn	Oct. 9
1928:	MSU, 13-0	at Birmingham, AL	Nov. 17	1969:	AU, 52-13	at Auburn	Nov. 8	2000:	MSU, 17-10	at Starkville	Oct. 7
1930:	MSU, 7-6	at Birmingham, AL	Nov. 15	1970:	AU, 56-0	at Birmingham, AL	Nov. 7	2001:	AU, 16-14	at Auburn	Oct. 6
1937:	AU, 33-7	at Birmingham, AL	Oct. 16	1971:	AU, 30-21	at Auburn	Nov. 6	2002:	AU, 42-14	at Starkville	Sept. 19
1938:	AU, 20-6	at Montgomery, AL	Oct. 14	1972:	AU, 14-3	at Jackson, MS	Sept. 9	2003:	AU, 45-13	at Auburn	Oct. 18
1939:	AU, 7-0	at Birmingham, AL	Oct. 14	1973:	AU, 31-17	at Auburn	Nov. 10	2004:	AU, 43-14	at Starkville	Sept. 11
1940:	Tie, 7-7	at Birmingham, AL	Oct. 12	1974:	AU, 24-20	at Jackson, MS	Nov. 9	2005:	AU, 28-0	at Auburn	Sept. 10
1941:	MSU, 14-7	at Birmingham, AL	Nov. 8	1975:	*Tie, 21-21	at Auburn	Nov. 8	2006:	AU, 34-0	at Starkville	Sept. 9
1942:	MSU, 6-0	at Birmingham, AL	Oct. 31	1976:	*MSU, 28-19	at Jackson, MS	Nov. 6	2007:	MSU, 19-14	at Auburn	Sept. 15
1944:	MSU, 26-21	at Birmingham, AL	Nov. 11	1977:	*MSU, 27-13	at Auburn	Nov. 5	2008:	AU, 3-2	at Starkville	Sept. 13
1945:	MSU, 20-0	at Birmingham, AL	Oct. 6	1978:	AU, 6-0	at Starkville	Nov. 11	2009:	AU, 49-24	at Auburn	Sept. 12
1946:	MSU, 33-0	at Birmingham, AL	Nov. 9	1979:	AU, 14-3	at Auburn	Nov. 10				
1947:	MSU, 14-0	at Birmingham, AL	Nov. 8	1980:	MSU, 24-21	at Jackson, MS	Oct. 25				
1948:	MSU, 20-0	at Birmingham, AL	Nov. 6	1981:	MSU, 21-17	at Auburn	Oct. 24				
1949:	AU, 25-6	at Auburn	Nov. 5	1982:	AU, 35-17	at Starkville	Oct. 23				
1950:	MSU, 27-0	at Starkville	Nov. 4	1983:	AU, 28-13	at Auburn	Oct. 22				
1952:	MSU, 49-34	at Auburn	Nov. 8	1984:	AU, 24-21	at Starkville	Oct. 27				
1953:	Tie, 21-21	at Starkville	Oct. 10	1985:	AU, 21-9	at Auburn	Oct. 26				
1955:	AU, 27-26	at Auburn	Nov. 5	1986:	AU, 35-6	at Starkville	Oct. 25				
1956:	AU, 27-20	at Auburn	Nov. 10	1987:	AU, 38-7	at Auburn	Oct. 24				
1957:	AU, 15-7	at Birmingham, AL	Nov. 9	1988:	AU, 33-0	at Auburn	Oct. 22				

at Auburn: AU leads, 26-6  
at Starkville: AU leads, 11-4-1  
at Neutral Sites: AU leads, 21-13-1  
at Birmingham, AL: AU leads, 14-11-1  
at Columbus, MS: AU leads, 1-0  
at Jackson, MS: AU leads, 5-2  
at Montgomery, AL: AU leads, 1-0

## GAME-BY-GAME STATISTICS

### LAST 20 MEETINGS

Date	Site	Result	Attend	Rank		AU				MSU				Tot Off											
				AU	MSU	FD	No	Yds	TD	C-	A-	I	Yds	TD	No	Yds	FD	No	Yds	TD	C-	A-	I	Yds	TD
10-27-90	Starkville	W 17- 16	39,106	2	---	24	54	181	1	16-27-	1	224	1	81	405	17	26	106	1	19-34-	0	187	1	60	293
10-26-91	Auburn	L 17- 24	82,214	---	---	21	50	185	2	14-34-	3	130	0	84	315	12	42	210	2	11-17-	0	57	0	59	267
10-10-92	Starkville	L 7- 14	41,224	---	18	14	34	130	0	17-38-	3	182	0	72	312	20	41	136	0	14-31-	1	184	0	72	320
10-9-93	Auburn	W 31- 17	84,222	22	---	24	50	278	1	14-24-	3	186	3	74	464	17	32	130	0	17-41-	2	155	1	73	285
10-8-94	Starkville	W 42- 18	41,200	9	---	25	44	229	3	17-26-	1	325	3	70	554	20	38	112	0	16-36-	0	226	1	74	338
10-7-95	Auburn	W 48- 20	77,641	11	---	33	53	332	4	28-34-	1	320	2	87	652	15	23	96	0	18-36-	0	288	3	59	384
10-12-96	Starkville	W 49- 15	40,728	18	---	28	39	57	1	29-42-	0	429	5	81	486	14	36	70	0	16-33-	2	216	2	69	286
11-1-97	Auburn	L 0- 20	82,736	11	---	17	20	-3	0	20-54-	4	270	0	74	267	12	43	149	1	10-19-	1	135	0	62	284
10-10-98	Starkville	L 21- 38	40,029	---	---	13	45	95	0	8-21-	3	116	2	66	211	12	42	177	2	5-15-	1	76	1	57	253
10-9-99	Auburn	L 16- 18	80,394	---	14	9	42	39	0	7-28-	1	125	1	70	164	18	23	42	0	25-49-	1	320	2	72	362
10-7-00	Starkville	L 10- 17	40,656	15	20	7	19	18	1	20-32-	0	146	0	51	164	17	42	135	1	18-31-	1	208	1	73	343
10-6-01	Auburn	W 16- 14	86,063	---	---	13	48	214	1	7-13-	1	79	0	61	293	16	34	109	0	12-25-	1	176	1	59	285
9-18-02	Starkville	W 42- 14	52,583	---	---	19	48	207	3	10-21-	0	183	3	69	390	17	31	91	2	20-34-	2	232	0	65	323
10-18-03	Auburn	W 45- 13	86,063	19	---	25	56	405	6	12-19-	1	148	0	75	553	15	29	102	1	15-30-	1	192	1	59	294
9-11-04	Starkville	W 43- 14	51,021	19	---	21	41	283	2	13-22-	0	182	4	63	465	13	29	81	0	24-36-	1	190	2	65	271
9-10-05	Auburn	W 28- 0	81,921	---	---	16	41	118	1	12-18-	0	202	2	59	320	10	38	81	0	12-21-	1	126	0	59	208
9-9-06	Starkville	W 34- 0	43,460	4	---	20	36	111	2	22-32-	0	277	2	68	388	11	33	79	0	12-25-	1	82	0	58	161
9-15-07	Auburn	L 14- 19	82,129	---	---	16	46	216	2	12-22-	3	107	0	68	323	14	43	172	1	5-18-	0	41	0	61	213
9-13-08	Starkville	W 3- 2	52,911	9	---	14	45	161	0	14-26-	0	154	0	71	315	6	30	38	0	10-25-	1	78	0	55	116
9-12-09	Auburn	W 49- 24	85,269	---	---	29	59	390	5	11-24-	0	199	1	83	589	14	38	167	1	11-21-	2	130	1	59	297



# Auburn's 2010 Opponents/Polls

ARKANSAS STATE (0-1)			ARKANSAS (1-0)			ASSOCIATED PRESS TOP 25 POLL					
Sept. 4	at #22/23 Auburn [FSN]	L, 26-52	Sept. 4	TENNESSEE TECH [PPV]	W, 44-3	<b>Rk</b>	<b>School (1st)</b>	<b>Record</b>	<b>Pts.</b>	<b>Prv.</b>	
Sept. 11	at La.-Lafayette [Sun Belt Net]	2:30 pm	Sept. 11	LOUISIANA-MONROE [FSN]	6 pm	1.	<i>Alabama (47)</i>	1-0	1484	1	
Sept. 18	LA.-MONROE [Sun Belt Net]	7 pm	Sept. 18	at Georgia [ESPN or ESPN2]	11 am	2.	Ohio State (4)	1-0	1412	2	
Sept. 25	at Troy [Troy/ISP Net]	6 pm	Sept. 25	ALABAMA	TBA	3.	Boise State (8)	1-0	1399	3	
Oct. 2	LOUISVILLE	6 pm	Oct. 9	at Texas A&M	TBA	4.	TCU	1-0	1256	6	
Oct. 9	at North Texas	6 pm	Oct. 16	at Auburn	TBA	5.	Texas (1)	1-0	1192	5	
Oct. 16	at Indiana	11 am	Oct. 23	OLE MISS	TBA	6.	Nebraska	1-0	1105	8	
Oct. 23	FLORIDA ATLANTIC [Sun Belt Net]	12 pm	Oct. 30	VANDERBILT	TBA	7.	Oregon	1-0	1077	11	
Nov. 2	MIDDLE TENNESSEE [ESPN2]	6 pm	Nov. 6	at South Carolina	TBA	8.	Florida	1-0	1065	4	
Nov. 13	WESTERN KENTUCKY	2 pm	Nov. 13	UTEP	TBA	9.	Iowa	1-0	1044	9	
Nov. 20	at Navy [CBS College Sports]	4 pm	Nov. 20	at Mississippi State	TBA	10.	Oklahoma	1-0	917	7	
Nov. 27	at Florida International	TBA	Nov. 27	LSU	TBA	11.	Wisconsin	1-0	881	12	
MISSISSIPPI STATE (1-0)			LSU (1-0)			12.	Miami (Fla.)	1-0	877	13	
Sept. 4	MEMPHIS [ESPN]	W, 49-7	Sept. 4	vs. #18/18 North Carolina [ABC]	W, 30-24	13.	Virginia Tech	0-1	782	10	
Sept. 9	#21/20 AUBURN [ESPN]	6:30 pm	Sept. 11	at Vanderbilt [ESPN]	6 pm	14.	<i>Arkansas</i>	1-0	572	17	
Sept. 18	at LSU [ESPN]	6 pm	Sept. 18	MISSISSIPPI STATE [ESPN]	6 pm	15.	Georgia Tech	1-0	555	16	
Sept. 25	GEORGIA	TBA	Sept. 25	WEST VIRGINIA	TBA	16.	USC	1-0	520	14	
Oct. 2	ALCORN STATE	TBA	Oct. 2	TENNESSEE	TBA	17.	Florida State	1-0	504	20	
Oct. 9	at Houston	TBA	Oct. 9	at Florida	TBA	18.	Penn State	1-0	418	19	
Oct. 16	at Florida	TBA	Oct. 16	McNEESE STATE	TBA	19.	<i>LSU</i>	1-0	384	21	
Oct. 23	UAB	TBA	Oct. 23	at Auburn	TBA	20.	Utah	1-0	365	NR	
Oct. 30	KENTUCKY	TBA	Nov. 6	ALABAMA	TBA	21.	<b>Auburn</b>	<b>1-0</b>	<b>362</b>	<b>22</b>	
Nov. 13	at Alabama	TBA	Nov. 13	LOUISIANA-MONROE	TBA	22.	<i>Georgia</i>	1-0	353	23	
Nov. 20	ARKANSAS	TBA	Nov. 20	OLE MISS	TBA	23.	West Virginia	1-0	226	25	
Nov. 27	at Ole Miss	TBA	Nov. 27	at Arkansas	TBA	24.	<i>South Carolina</i>	1-0	164	NR	
CLEMSON (1-0)			OLE MISS (0-1)			25.	Stanford	1-0	96	NR	
Sept. 4	NORTH TEXAS [ESPN]	W, 35-10	Sept. 4	JACKSONVILLE ST. [CSS]	L, 48-49 (2OT)	<b>OTHERS RECEIVING VOTES</b>					
Sept. 11	PRESBYTERIAN COLLEGE	3:30 pm	Sept. 11	at Tulane [ESPN Classic or ESPN2]	8 pm	Michigan 71, Houston 60, Pittsburgh 59, Oregon State 58,					
Sept. 18	at Auburn [ESPN]	6 pm	Sept. 18	VANDERBILT [SEC Net]	11:21 am	North Carolina 45, Notre Dame 38, Arizona 30, BYU 30,					
Oct. 2	MIAMI	TBA	Sept. 25	FRESNO STATE	TBA	Missouri 25, Fresno State 24, Kansas State 12, <i>Clemson 11</i> ,					
Oct. 9	at North Carolina	TBA	Oct. 2	KENTUCKY	TBA	Texas A&M 10, Oklahoma State 7, Cincinnati 4, Texas					
Oct. 16	MARYLAND	TBA	Oct. 16	at Alabama	TBA	Tech 3, Michigan State 2, East Carolina 1.					
Oct. 23	GEORGIA TECH	TBA	Oct. 23	at Arkansas	TBA						
Oct. 30	at Boston College	TBA	Oct. 30	AUBURN	TBA						
Nov. 6	NORTH CAROLINA STATE	TBA	Nov. 6	LOUISIANA-LAFAYETTE	TBA						
Nov. 13	at Florida State	TBA	Nov. 13	at Tennessee	TBA						
Nov. 20	at Wake Forest	TBA	Nov. 20	at LSU	TBA						
Nov. 27	SOUTH CAROLINA	TBA	Nov. 27	MISSISSIPPI STATE	TBA						
SOUTH CAROLINA (1-0)			CHATTANOOGA (0-1)			USA TODAY COACHES TOP 25 POLL					
Sept. 2	SOUTHERN MISS [ESPN]	W, 41-13	Sept. 4	APPALACHIAN ST. [Sports South]	L, 41-42	<b>Rk</b>	<b>School (1st)</b>	<b>Record</b>	<b>Pts.</b>	<b>Prv.</b>	
Sept. 11	#22/19 GEORGIA [ESPN2]	12 pm	Sept. 11	at Jacksonville State	7 pm	1.	<i>Alabama (55)</i>	1-0	1470	1	
Sept. 18	FURMAN [PPV]	7 pm	Sept. 18	EASTERN KENTUCKY	6 pm	2.	Ohio State (4)	1-0	1397	2	
Sept. 25	at Auburn	TBA	Sept. 25	at Western Carolina	6 pm	3.	Boise State	1-0	1304	5	
Oct. 9	ALABAMA	TBA	Oct. 9	at The Citadel	2 pm	4.	Texas	1-0	1264	4	
Oct. 16	at Kentucky	TBA	Oct. 16	GEORGIA SOUTHERN	6 pm	5.	TCU	1-0	1144	7	
Oct. 23	at Vanderbilt	TBA	Oct. 23	at Furman	2 pm	6.	Florida	1-0	1130	3	
Oct. 30	TENNESSEE	TBA	Oct. 30	ELON	2 pm	7.	Nebraska	1-0	1085	9	
Nov. 6	ARKANSAS	TBA	Nov. 6	at Auburn	TBA	8.	Oregon	1-0	1054	11	
Nov. 13	at Florida	TBA	Nov. 13	SAMFORD	2 pm	9.	Iowa	1-0	1027	10	
Nov. 20	TROY	TBA	Nov. 20	Wofford	1:30 pm	10.	Oklahoma	1-0	969	8	
Nov. 27	at Clemson	TBA	GEORGIA (1-0)			11.	Wisconsin	1-0	821	12	
LOUISIANA-MONROE (0-0)			Sept. 4	LA-LAFAYETTE [SEC Net]	W, 55-7	12.	Miami (Fla.)	1-0	799	13	
Sept. 11	at #14/15 Arkansas [FSN]	12:30 pm	Sept. 11	at #24/25 South Carolina [ESPN2]	12 pm	13.	Virginia Tech	0-1	698	6	
Sept. 18	at Arkansas State [Sun Belt Net]	6 pm	Sept. 18	ARKANSAS [ESPN or ESPN2]	12 pm	14.	Penn State	1-0	655	14	
Sept. 25	SOUTHEASTERN LOUISIANA	6 pm	Sept. 25	at Mississippi State	TBA	15.	<i>Arkansas</i>	1-0	531	19	
Oct. 2	at Auburn	TBA	Oct. 2	at Colorado [FSN]	7 pm	16.	<i>LSU</i>	1-0	527	16	
Oct. 9	FLORIDA ATLANTIC	6 pm	Oct. 9	TENNESSEE	TBA	17.	Georgia Tech	1-0	519	17	
Oct. 16	at Western Kentucky	6 pm	Oct. 16	VANDERBILT	TBA	18.	Florida State	1-0	500	20	
Oct. 23	at Middle Tennessee	3:30 pm	Oct. 23	at Kentucky	TBA	19.	<i>Georgia</i>	1-0	458	21	
Oct. 30	TROY [Sun Belt Net]	2:30 pm	Oct. 30	vs. Florida [CBS]	3:30 pm	20.	<b>Auburn</b>	<b>1-0</b>	<b>371</b>	<b>23</b>	
Nov. 6	at Florida International	TBA	Nov. 6	IDAHO STATE	TBA		Utah	1-0	371	24	
Nov. 13	at LSU	TBA	Nov. 13	at Auburn	TBA		West Virginia	1-0	185	25	
Nov. 20	NORTH TEXAS	TBA	Nov. 27	GEORGIA TECH	TBA		Arizona	1-0	128	NR	
Nov. 27	LOUISIANA-LAFAYETTE	TBA	ALABAMA (1-0)				24.	BYU	1-0	113	NR
KENTUCKY (1-0)			Sept. 4	SAN JOSE STATE [PPV]	W, 48-3		25.	<i>South Carolina</i>	1-0	90	NR
Sept. 4	at Louisville [ABC]	W, 23-16	Sept. 11	#18/14 PENN STATE [ESPN]	6 pm	<b>OTHERS RECEIVING VOTES</b>					
Sept. 11	WESTERN KENTUCKY [CSS]	7:30 pm	Sept. 18	at Duke [ABC]	2:30 pm	Houston 87, Notre Dame 86, Stanford 55, Pittsburgh 53,					
Sept. 18	AKRON [FSN]	7 pm	Sept. 25	at Arkansas	TBA	Oregon State 40, North Carolina 36, Oklahoma State 36,					
Sept. 25	at Florida	TBA	Oct. 2	FLORIDA	TBA	<i>Clemson 28</i> , Missouri 27, Michigan 17, Michigan State 11,					
Oct. 2	at Ole Miss	TBA	Oct. 9	at South Carolina	TBA	Cal 10, Cincinnati 9, Washington 9, Arizona State 7, Boston					
Oct. 9	AUBURN	TBA	Oct. 16	OLE MISS	TBA	College 7, Texas Tech 7, UConn 6, Texas A&M 6, Fresno					
Oct. 16	SOUTH CAROLINA	TBA	Oct. 23	at Tennessee	TBA	State 5, <i>Mississippi State 5</i> , South Florida 4, Maryland 3,					
Oct. 23	GEORGIA	TBA	Nov. 6	at LSU	TBA	Northwestern 3, Kansas State 2, North Carolina State 2, Air					
Oct. 30	at Mississippi State	TBA	Nov. 13	MISSISSIPPI STATE	TBA	Force 1, Nevada 1, Temple 1, Tennessee 1.					
Nov. 6	CHARLESTON SOUTHERN	TBA	Nov. 20	GEORGIA STATE [ESPN]	6:30 pm						
Nov. 13	VANDERBILT	TBA	Nov. 26	AUBURN [CBS]	1:30 pm						
Nov. 27	at Tennessee	TBA	2010 Auburn opponents in italics								

# 2010 Auburn Honors and Awards

---

## DARVIN ADAMS

- ▶ Biletnikoff Award Watch List
- ▶ Rivals.com Preseason All-SEC Second Team
- ▶ Phil Steele Preseason All-SEC First Team
- ▶ Coaches' Preseason All-SEC Second Team

## MIKE BERRY

- ▶ Rivals.com Preseason All-SEC Second Team

## JOSH BYNES

- ▶ Butkus Award Watch List
- ▶ Chuck Bednarik Award Watch List
- ▶ Rivals.com Preseason All-SEC Second Team
- ▶ *Sporting News* Preseason All-SEC First Team
- ▶ *Lindy's* Preseason All-SEC First Team
- ▶ *Blue Ribbon* Preseason All-SEC First Team
- ▶ Coaches' Preseason All-SEC First Team

## WES BYRUM

- ▶ Lou Groza Award Watch List
- ▶ Rivals.com Preseason All-SEC Second Team
- ▶ *Sporting News* Preseason All-SEC First Team

## MARIO FANNIN

- ▶ Doak Walker Award Watch List
- ▶ Rivals.com Preseason All-SEC Second Team

## CAMERON NEWTON

- ▶ SEC Offensive Player of the Week (Sept. 6)

## RYAN PUGH

- ▶ Rotary Lombardi Award Watch List
- ▶ Rimington Trophy Watch List
- ▶ Lowe's Senior CLASS Award Candidate
- ▶ Coaches' Preseason All-SEC Second Team

## CRAIG STEVENS

- ▶ Butkus Award Watch List
- ▶ Bronko Nagurski Trophy Watch List
- ▶ Phil Steele Preseason All-SEC First Team
- ▶ Coaches' Preseason All-SEC Second Team

## NEIKO THORPE

- ▶ Rivals.com Preseason All-SEC Second Team
- ▶ Coaches' Preseason All-SEC Second Team

## DEMOND WASHINGTON

- ▶ Hornung Watch List

## LEE ZIEMBA

- ▶ Rotary Lombardi Award Watch List
- ▶ Outland Trophy Watch List
- ▶ Phil Steele Preseason Fourth-Team All-America
- ▶ Phil Steele Preseason All-SEC First Team
- ▶ *Sporting News* Preseason All-SEC First Team
- ▶ Rivals.com Preseason All-SEC First Team
- ▶ *Lindy's* Preseason All-SEC First Team
- ▶ *Athlon Sports* Preseason All-SEC First Team
- ▶ *Blue Ribbon* Preseason All-SEC First Team
- ▶ Coaches' Preseason All-SEC First Team

## 2010 Auburn Depth Chart

### Offense

<b>QB</b>	2 <b>Cameron Newton</b> (6-6/250/Jr./College Park, Ga.)
	14 Barrett Trotter (6-2/211/So./Birmingham, Ala.)
<b>RB</b>	27 <b>Mario Fannin</b> (5-11/228/Sr./Hampton, Ga.)
	23 Onterio McCalebb (5-10/171/So./Fort Meade, Ga.)
	5 Michael Dyer (5-9/215/Fr./Little Rock, Ark.)
<b>HB</b>	32 <b>Eric Smith</b> (5-10/240/Jr./Seffner, Fla.)
	4 Shaun Kitchens (6-3/217/Fr./College Park, Ga.)
	1 Trovon Reed (6-0/181/Fr./Thibodaux, La.)
<b>TE/ WR</b>	43 <b>Phillip Lutzenkirchen</b> (6-4/258/So./Marietta, Ga.) -- OR--
	18 <b>Kodi Burns</b> (6-2/207/Sr./Fort Smith, Ark.)
	80 Emory Blake (6-1/192/So./Austin, Texas)
<b>WR</b>	81 <b>Terrell Zachery</b> (6-1/210/Sr./Wadley, Ala.)
	9 Quindarius Carr (6-1/186/Jr./Huntsville, Ala.)
	3 DeAngelo Benton (6-2/201/So./Bastrop, La.)
<b>WR</b>	89 <b>Darvin Adams</b> (6-3/185/Jr./Kennesaw, Ga.)
	82 Jay Wisner (6-2/190/Sr./Bozeman, Mont.)
	87 Derek Winter (6-0/208/Jr./Tampa, Fla.)
<b>LT</b>	73 <b>Lee Ziemba</b> (6-8/319/Sr./Rogers, Ark.)
	75 Brandon Mosley (6-6/299/Jr./Jefferson, Ga.)
<b>LG</b>	66 <b>Mike Berry</b> (6-3/316/Sr./Antioch, Tenn.)
	53 Bart Eddins (6-4/304/Sr./Montgomery, Ala.)
<b>C</b>	50 <b>Ryan Pugh</b> (6-4/297/Sr./Hoover, Ala.)
	63 Blake Burgess (6-2/278/RFr./Vestavia Hills, Ala.)
<b>RG</b>	57 <b>Byron Isom</b> (6-3/291/Sr./Jonesboro, Ga.)
	76 Jorrell Bostrom (6-3/322/Sr./Nampa, Idaho) --OR--
	79 Jared Cooper (6-4/300/Jr./Brewton, Ala.)
<b>RT</b>	77 <b>A.J. Greene</b> (6-5/291/Jr./Madison, Tenn.)
	71 John Sullen (6-6/312/So./Auburn, Ala.)

### Defense

<b>LE</b>	45 <b>Antoine Carter</b> (6-4/256/Sr./Ft. Lauderdale, Fla.)
	55 Corey Lemonier (6-4/227/Fr./Hialeah, Fla.)
	95 Dee Ford (6-4/240/So./Odenville, Ala.)
<b>DT</b>	98 <b>Zach Clayton</b> (6-3/296/Sr./Opelika, Ala.)
	54 Jeffrey Whitaker (6-3/308/Fr./Warner Robins, Ga.)
<b>DT</b>	90 <b>Nick Fairley</b> (6-5/298/Jr./Mobile, Ala.)
	93 Mike Blanc (6-4/297/Sr./Pompano Beach, Fla.)
<b>RE</b>	49 <b>Michael Goggans</b> (6-3/261/Sr./Alexander City, Ala.)
	94 Nosa Eguae (6-2/258/RFr./Mansfield, Texas)
	13 Craig Sanders (6-4/248/Fr./Clio, Ala.)
<b>LLB</b>	46 <b>Craig Stevens</b> (6-4/229/Sr./Tallahassee, Fla.)
	21 Eltoro Freeman (5-11/225/Jr./Alexander City, Ala.) --OR--
	35 Jonathan Evans (5-11/230/So./Prichard, Ala.)
<b>MLB</b>	17 <b>Josh Bynes</b> (6-2/235/Sr./Lauderdale Lakes, Fla.)
	58 Harris Gaston (6-1/231/RFr./Bessemer, Ala.) --OR--
	5 Jake Holland (6-0/231/Fr./Pelham, Ala.)
<b>RLB</b>	25 <b>Daren Bates</b> (5-11/203/So./Memphis, Tenn.)
	33 Jessel Curry (6-1/214/Fr./Buford, Ga.)
	38 Jawara White (6-1/243/Fr./Troy, Ala.)
<b>LC</b>	14 <b>Demond Washington</b> (5-9/182/Sr./Tallassee, Ala.)
	22 T'Sharvan Bell (6-0/180/So./Kissimmee, Fla.)
<b>S</b>	4 <b>Zac Etheridge</b> (6-0/213/Sr./Troy, Ala.)
	16 Ikeem Means (6-0/204/So./Wetumpka, Ala.)
<b>S</b>	2 <b>Aairon Savage</b> (5-11/200/Sr./Albany, Ga.)
	26 Mike McNeil (6-2/208/Jr./Mobile, Ala.)
<b>RC</b>	15 <b>Neiko Thorpe</b> (6-2/186/Jr./Tucker, Ga.)
	3 Chris Davis (5-10/182/Fr./Birmingham, Ala.) --OR--
	6 Jonathon Mincy (5-10/180/Fr./Decatur, Ga.)

### Special Teams

<b>PK</b>	18 <b>Wes Byrum</b> (6-2/216/Sr./Ft. Lauderdale, Fla.)
	36 Cody Parkey (6-0/184/Fr./Jupiter, Fla.)
<b>P</b>	17 <b>Ryan Shoemaker</b> (6-0/177/Sr./Birmingham, Ala.)
	30 Steven Clark (6-5/232/Fr./Kansas City, Mo.)
<b>DS</b>	61 <b>Josh Harris</b> (6-1/230/Jr./Carrollton, Ga.)
	64 Forrest Hill (6-1/238/Fr./Morrow, Ga.)
<b>H</b>	19 <b>Neil Caudle</b> (6-3/198/Sr./Hoover, Ala.)
	15 Clint Moseley (6-3/223/RFr./Leroy, Ala.)

<b>PR</b>	9 Quindarius Carr (6-1/186/Jr./Huntsville, Ala.) -- OR--
	89 Darvin Adams (6-3/185/Jr./Kennesaw, Ga.) --OR--
	1 Trovon Reed (6-0/181/Fr./Thibodaux, La.)
<b>KR</b>	14 Demond Washington (5-9/182/Sr./Tallassee, Ala.) & 27 Mario Fannin (5-11/228/Sr./Hampton, Ga.)
	23 Onterio McCalebb (5-10/171/So./Fort Meade, Ga.) &
	15 Neiko Thorpe (6-2/186/Jr./Tucker, Ga.)

## 2010 Auburn Football Numerical Roster

No	Name	Pos.	Ht.	Wt.	Yr.	Hometown (Previous School)	Pronunciation Guide
1	Trovon Reed	WR	6-0	181	Fr.	Thibodaux, LA (Thibodaux)	1 Trovon Reed WR <b>trōw-VAHN</b>
2	Cameron Newton	QB	6-6	250	Jr.	College Park, GA (Blinn [TX] JC)	2 Aairon Savage DB <b>AIR-un</b>
2	Aairon Savage	DB	5-11	200	Sr.	Albany, GA (Westover)	12 Demetruce McNeal DB <b>deh-MEE-tris</b>
3	DeAngelo Benton	WR	6-2	201	So.	Bastrop, LA (Bastrop)	15 Neiko Thorpe DB <b>NEE-ko</b>
3	Chris Davis	CB	5-10	182	Fr.	Birmingham, AL (Woodlawn)	19 Neil Caudle QB <b>CAW-dull</b>
4	Zac Etheridge	S	6-0	213	Sr.	Troy, AL (Charles Henderson)	22 T'Sharvan Bell DB <b>tuh-SHAR-vahn</b>
4	Shaun Kitchens	WR	6-3	217	Fr.	College Park, GA (Banneker)	23 Onterio McCalebb RB <b>Mik-KAY-lub</b>
5	Michael Dyer	RB	5-9	215	Fr.	Little Rock, AR (L.R. Christian Academy)	33 Jessel Curry LB <b>JESS-ul</b>
5	Jake Holland	LB	6-0	231	Fr.	Pelham, AL (Pelham)	38 Jawara White LB <b>juh-WAH-ruh</b>
6	Antonio Goodwin	WR	6-1	173	Fr.	Atlanta, GA (Booker T. Washington)	42 Philip Pierre-Louis WR <b>pee-AIR LOO-iss</b>
6	Jonathon Mincy	DB	5-10	180	Fr.	Decatur, GA (Southwest Dekalb)	43 Philip Lutzenkirchen TE <b>LUTZ-en-kirk-en</b>
8	Anthony Morgan	DB	5-9	185	So.	Brantley, AL (Brantley)	49 Michael Goggans DE <b>GAH-guns</b>
9	Quindarius Carr	WR	6-1	186	Jr.	Huntsville, AL (Huntsville)	50 Ryan Pugh OL <b>PYEW</b>
9	Ryan White	DB	5-10	186	Fr.	Tallahassee, FL (Lincoln)	52 Justin Delaine DE <b>deh-LANE</b>
10	LaDarius Owens	LB	6-2	236	Fr.	Bessemer, AL (Jess Lanier)	55 Corey Lemonier DE <b>leh-mon-EER</b>
12	Demetruce McNeal	DB	6-1	176	Fr.	College Park, GA (Banneker)	57 Byron Isom OL <b>buh-RON EYE-some</b>
13	Craig Sanders	DE	6-4	248	Fr.	Clio, AL (Ariton)	65 Tunde Fariyike OL <b>TUNE-day fare-ee-YEE-kay</b>
14	Demond Washington	DB	5-9	182	Sr.	Tallassee, AL (Mississippi Gulf Coast JC)	65 Jake Lembke DS <b>IEM-kee</b>
14	Barrett Trotter	QB	6-2	211	So.	Birmingham, AL (Briarwood Christian)	73 Lee Ziemba OL <b>ZIM-bah</b>
15	Neiko Thorpe	DB	6-2	186	Jr.	Tucker, GA (Tucker)	
15	Clint Moseley	QB	6-3	223	RFr.	Leroy, AL (Leroy)	
16	Ikeem Means	DB	6-0	204	So.	Wetumpka, AL (Wetumpka)	
17	Josh Bynes	LB	6-2	235	Sr.	Lauderdale Lakes, FL (Boyd Anderson)	
17	Ryan Shoemaker	P	6-0	177	Sr.	Birmingham, AL (Oak Mountain)	
18	Kodi Burns	WR	6-2	207	Sr.	Fort Smith, AR (Northside)	
18	Wes Byrum	K	6-2	216	Sr.	Ft. Lauderdale, FL (St. Thomas Aquinas)	
19	Neil Caudle	QB	6-3	198	Sr.	Hoover, AL (Spain Park)	
20	Drew Cole	DB	5-11	190	Jr.	Picayune, MS (Picayune Memorial)	
21	Eltoro Freeman	LB	5-11	225	Jr.	Alexander City, AL (Mississippi Gulf Coast JC)	
22	T'Sharvan Bell	DB	6-0	180	So.	Kissimmee, FL (Osceola)	
23	Onterio McCalebb	RB	5-10	171	So.	Fort Meade, FL (Hargrave Military Academy)	
23	Jordan Spriggs	DB	5-9	168	Fr.	Mobile, AL (Murphy)	
24	Ryan Smith	DB	6-1	183	Fr.	Cordova, AL (Cordova)	
25	Daren Bates	LB	5-11	203	So.	Memphis, TN (Olive Branch)	
26	Mike McNeil	S	6-2	208	Jr.	Mobile, AL (Davidson)	
27	Mario Fannin	RB	5-11	228	Sr.	Hampton, GA (Lovejoy)	
28	Anderson Mack	WR	5-11	185	Fr.	Atlanta, GA (Martin Luther King, Jr.)	
29	Chandler Brooks	K	6-0	180	Jr.	Huntsville, AL (Grissom)	
30	Steven Clark	P	6-5	232	Fr.	Kansas City, MO (Park Hill)	
30	Twun Bonner	CB	5-10	180	Fr.	Adamsville, AL (Minor)	
31	Trent Fisher	DB	6-0	184	Fr.	Nashville, TN (Christ Presbyterian Academy)	
32	Eric Smith	RB	5-10	240	Jr.	Seffner, FL (Armwood)	
33	Jessel Curry	LB	6-1	214	Fr.	Buford, GA (Buford)	
35	Jonathan Evans	LB	5-11	230	So.	Prichard, AL (Mattie T. Blount)	
35	Dimitri Reese	WR	5-10	160	Fr.	Birmingham, AL (Clay-Chalkville)	
36	Cody Parkey	K	6-0	184	Fr.	Jupiter, FL (Jupiter)	
36	Wade Christopher	LB	6-1	223	Sr.	Vestavia Hills, AL (Vestavia Hills)	
37	Ladarious Phillips	RB	6-0	291	Fr.	Roanoke, AL (Handley)	
38	Jawara White	LB	6-1	243	Fr.	Troy, AL (Charles Henderson)	
38	Sam Brown	WR	6-1	202	Jr.	Birmingham, AL (Hewitt-Trussville)	
39	Ralph Spry	WR	5-10	173	Jr.	Auburn, AL (Auburn)	
40	Chris Humphries	LB	6-2	224	Jr.	Somerville, AL (Brewer)	
40	Chris Otersen	TE	6-3	212	Jr.	Springfield, VA (Robert E. Lee)	
41	Robert Cooper	TE	6-4	226	RFr.	Mobile, AL (Daphne)	
42	Philip Pierre-Louis	WR	5-8	150	So.	Ft. Lauderdale, FL (St. Thomas Aquinas)	
43	Philip Lutzenkirchen	TE	6-4	258	So.	Marietta, GA (Lassiter)	
44	Patrick Lymon	RB	5-10	176	Fr.	Harvest, AL (Sparkman)	

## 2010 Auburn Football Numerical Roster

No	Name	Pos.	Ht.	Wt.	Yr.	Hometown (Previous School)	
45	Antoine Carter	DE	6-4	256	Sr.	Ft. Lauderdale, FL (Dillard)	
45	Davis Hooper	RB	6-0	207	Jr.	Montgomery, AL (Trinity Presbyterian)	
46	Craig Stevens	LB	6-3	229	Sr.	Tallahassee, FL (Lincoln)	76 Jorrell Bostrom OL <b>jore-ELL BAH-strom</b>
47	Nathan Taylor	WR	5-10	188	Jr.	Fredericksburg, VA (Massaponax)	
47	Joey Caldwell	LB	6-1	226	So.	Five Points, AL (Handley)	
48	Dakota Mosley	TE	6-4	259	Fr.	Little Rock, AR (L.R. Christian Academy)	78 Roszell Gayden OL <b>RAH-zell</b>
48	Woody Parramore	DB	5-8	183	Sr.	Montgomery, AL (Trinity Presbyterian)	
49	Michael Goggans	DE	6-3	261	Sr.	Alexander City, AL (Benjamin Russell)	81 Terrell Zachery WR <b>ter-ELL</b>
50	Ryan Pugh	OL	6-4	297	Sr.	Hoover, AL (Hoover)	
51	Watson Downs	LB	6-0	215	So.	Dothan, AL (Houston Academy)	
52	Justin Delaine	DE	6-5	232	Fr.	Linden, AL (Linden)	82 Jay Wisner WR <b>WIZ-ner</b>
53	Bart Eddins	OL	6-4	304	Sr.	Montgomery, AL (Trinity Presbyterian)	
54	Jeffrey Whitaker	DT	6-3	308	Fr.	Warner Robins, GA (Warner Robins)	
55	Corey Lemonier	DE	6-4	227	Fr.	Hialeah, FL (Hialeah)	85 Quindarius Carr WR <b>quin-DARE-ee-us</b>
56	Ashton Richardson	LB	6-0	190	Jr.	New Orleans, LA (St. Michael)	
57	Byron Isom	OL	6-3	302	Sr.	Jonesboro, GA (Lovejoy)	
58	Harris Gaston	LB	6-1	231	RFr.	Birmingham, AL (Bessemer Academy)	91 Joel Bonomolo DE <b>bah-nah-MOH-loh</b>
59	Patrick Butler	LB	6-0	244	Sr.	Columbus, GA (Carver)	
60	Eric Mack	OL	6-3	361	Fr.	St. Matthews, SC (Calhoun County)	
61	Josh Harris	DS	6-1	230	Jr.	Carrollton, GA (Carrollton)	93 Mike Blanc DL <b>BLAHNK</b>
61	Donnie Riggins	OL	6-8	275	So.	Wetumpka, AL (Holtville)	
62	Chad Slade	OL	6-5	316	Fr.	Moody, AL (Moody)	
63	Blake Burgess	OL	6-2	278	RFr.	Vestavia Hills, AL (Vestavia Hills)	94 Nosa Egaue DL <b>NO-suh EE-gway</b>
64	Forrest Hill	DS	6-1	238	Fr.	Morrow, GA (Morrow)	
64	Chase Seals	OL	6-7	300	Fr.	Auburn, AL (Lee Scott Academy)	
65	Tunde Fariyike	OL	6-2	330	Fr.	Thomaston, GA (Upson-Lee)	
65	Jake Lembke	DS	6-0	234	RFr.	New Lenox, IL (Providence Catholic)	
66	Mike Berry	OL	6-3	316	Sr.	Antioch, TN (Brentwood Academy)	
67	Bobby Ingalls	OL	6-7	320	Jr.	Gardendale, AL (Gardendale)	
68	Ed Christian	OL	6-4	277	Fr.	Valdosta, GA (Lowndes)	
69	Ryan Preston	OL	6-1	274	Fr.	Oxford, AL (Oxford)	
70	Andre Harris	OL	6-3	318	RFr.	Lovejoy, GA (Lovejoy)	
71	John Sullen	OL	6-6	312	So.	Auburn, AL (Auburn)	
72	Andrew Parmer	OL	5-10	267	So.	Dalton, GA (Dalton)	
73	Lee Ziemba	OL	6-8	319	Sr.	Rogers, AR (Rogers)	
74	Jamar Travis	DL	6-0	288	So.	Brewton, AL (W.S. Neal)	
76	Jorrell Bostrom	OL	6-3	322	Sr.	Nampa, ID (Bakersfield [CA] JC)	
77	A.J. Greene	OL	6-5	291	Jr.	Madison, TN (Brentwood Academy)	
78	Roszell Gayden	OL	6-6	315	Jr.	New Hope, MN (College of Sequoias [CA] JC)	
79	Jared Cooper	OL	6-4	300	Jr.	Brewton, AL (W.S. Neal)	
80	Emory Blake	WR	6-1	192	So.	Austin, TX (Stephen F. Austin)	
81	Terrell Zachery	WR	6-1	210	Sr.	Wadley, AL (Wadley)	
82	Jay Wisner	WR	6-2	190	Sr.	Bozeman, MT (Saddleback [CA] JC)	
83	Cameron Groce	TE	6-3	220	Fr.	Gardendale, AL (Gardendale)	
84	Brandon Mosley	OL	6-6	299	Jr.	Jefferson, GA (Coffeyville [KS] JC)	
84	Codey Frederick	WR	6-4	186	Fr.	Hamilton, AL (Hamilton)	
85	Travante Stallworth	WR	5-9	188	So.	Leesville, LA (Leesville)	
87	Derek Winter	WR	6-0	208	Jr.	Tampa, FL (Plant Senior)	
89	Darvin Adams	WR	6-3	185	Jr.	Kennesaw, GA (Harrison)	
90	Nick Fairley	DL	6-5	298	Jr.	Mobile, AL (Copiah-Lincoln [MS] JC)	
91	Joel Bonomolo	DE	6-3	245	Jr.	Metairie, LA (Fullerton [CA] JC)	
92	Kenneth Carter	DT	6-5	281	Fr.	Greenville, AL (Greenville)	
93	Mike Blanc	DL	6-4	297	Sr.	Pompano Beach, FL (Deerfield Beach)	
94	Nosa Egaue	DE	6-2	258	RFr.	Mansfield, TX (Summit)	
95	Dee Ford	DE	6-4	240	So.	Odenville, AL (St. Clair County)	
97	Derrick Lykes	DL	6-2	286	So.	Clanton, AL (Chilton County)	
98	Zach Clayton	DL	6-3	296	Sr.	Opelika, AL (Opelika)	

# 2010 Auburn Football Game Recaps

<b>GAME 1</b>	<b>ARKANSAS STATE</b>	<b>26</b>
	<b>#22 AUBURN</b>	<b>52</b>
September 4, 2010		
Jordan-Hare Stadium (83,441) • Auburn, Ala.		

Cameron Newton accounted for five touchdowns and 357 yards of total offense, rushing for a school-record 171 yards on 15 carries as a quarterback, as Auburn defeated Arkansas State, 52-26, to open up the 2010 football season. Newton, playing in his first game at Auburn, rushed for three touchdowns and threw for two others as Auburn racked up 608 yards of total offense on the night.

Arkansas State struck first, but Auburn scored on three of its next four possessions to take a 21-6 lead. Kodi Burns got it started with a 3-yard run with 3:27 left in the first quarter. Mario Fannin followed with a 36-yard reception from Cameron Newton less than three minutes later. Newton then picked up his first rushing touchdown on a 2-yard run with 9:43 left in the half.

The teams traded blows to wrap up the half. After an ASU touchdown Auburn's Quindarius Carr responded 47 seconds later with a 48 yard catch from Newton to put the lead back at 28-13.

Following an ASU field goal, Newton closed out the half by tearing off on a 71-yard run on a broken play, picking up his second rushing touchdown of the game.

Auburn took a 35-16 lead into the half as Newton rushed for two scores and threw another in the first half alone, taking less than two minutes on each drive and using only 16 total plays.

ASU struck first again in the second half, but Fannin caught his second touchdown pass of the game with 8:07 left in the third quarter. The Tigers extended the lead as time expired in the quarter with Wes Byrum connecting on his first field goal of the season, a 24-yard attempt.

Freshman Michael Dyer scored his first career touchdown with 9:11 left in the game, coming in on a 2-yard run to make the score 52-23. He finished the night with 95 yards rushing. The Red Wolves would score once more on the team's final possession to finish the game with the 52-26 Auburn win.

Newton threw for 186 yards on the night, completing nine of 14 passes and tossing three touchdowns passes.

Carr led Auburn's receiving with 87 yards on two catches.

Fannin finished with 65 yards receiving while Darvin Adams added 58.

Newton led the Tigers in rushing with 171 yards, followed by Dyer with 95 and Onterio McCalebb with 76.

Newton also led in all-purpose yards with 171. Carr finished with 134, including 47 return yards, while Demond Washington added 126 yards on kick returns.

Byrum, Auburn's senior kicker, scored 10 points in the win with a field goal and seven extra points.

Daren Bates led the Auburn defense with 10 tackles. Senior Aairon Savage, who missed the last two seasons with injuries, added seven. Washington, Eltoro Freeman and Josh Bynes added six tackles each while Antoine Carter led the team with 2.5 sacks.

In all, Auburn had 10 tackles for loss and four sacks in the game.

## SCORING SUMMARY

Arkansas State	6	10	7	3	—	26
Auburn	14	21	10	7	—	52

ASU - Frampton 10 yd pass from Aplin (Davis kick blocked), 5:18, 1st  
 AU - Burns 3 yd run (Byrum kick), 3:27, 1st  
 AU - Fannin 36 yd pass from Newton (Byrum kick), 1:00, 1st  
 AU - Newton 2 yd run (Byrum kick), 9:43, 2nd  
 ASU - Robertson 13 yd run (Davis kick), 6:46, 2nd  
 AU - Carr 48 yd pass from Newton (Byrum kick), 5:59, 2nd  
 ASU - Davis 26 yd field goal, 3:04, 2nd  
 AU - Newton 71 yd run (Byrum kick), 2:19, 2nd  
 ASU - Lawson 8 yd run (Davis kick), 13:16, 3rd  
 AU - Fannin 38 yd pass from Newton (Byrum kick), 8:07, 3rd  
 AU - Byrum 24 yd field goal, 0:00, 3rd  
 AU - Dyer 2 yd run (Byrum kick), 9:11, 4f  
 ASU - Davis 41 yd field goal, 4:16, 4th

## TEAM STATISTICS

	ASU	AU
First Downs	22	23
Rushes-Yards	35-43	49-367
Passing Yards	323	241
Comp-Att-Int	33-49-0	11-16-0
Total Plays-Yards	84-366	65-608
Punts-Avg.	8-38.6	4-39.2
Fumbles/Lost	1/0	2/2
Penalties-Yards	5-28	7-60
3rd Down Conv.	5-of-18	5-of-10
Time of Possession	34:23	25:37

## INDIVIDUAL STATISTICS

**RUSHING:** (ASU) - Lawson 16-45 (TD); Robertson 7-20 (TD); Aplin 12-minus 22. (AU) - Newton 15-171 (2TD); Dyer 14-95 (TD); McCalebb 9-76; Hooper 5-15; Fannin 3-14; Burns 2-2 (TD); Zachery 1-minus 6.

**PASSING:** (ASU) - Aplin 28-42-0-278 (TD); Butterfield, 5-7-0-45. (AU) - Newton 9-14-0-186 (3TD); Caudle 1-1-0-42; Trotter 1-1-0-13.

**RECEIVING:** (ASU) - Frampton 8-74 (TD); Stockemer 6-58; Muse 4-80; Henderson 4-22; Robinson 3-24; McCants 2-20; Smith 2-19; Lawson 2-17; Murry 2-9. (AU) - Fannin 4-65 (2TD); Carr 2-87 (TD); Adams 2-58; Winter 1-13; Zachery 1-9; Dyer 1-9.

# The Players



**DARVIN**

**#89**

**ADAMS**

**WR**

6-3 • 185 • Jr. • 2L  
Kennesaw, Ga. (Harrison)  
Philosophy

**CAREER** — Has caught at least two passes in 13 of the last 14 games and last six consecutive games dating back to 2009 ... Four 100-yard receiving games ... Is 21st in AU career receiving yards with 1,015 ... Holds AU bowl game record for receptions with 12 vs. Northwestern in 2010 Outback Bowl ... Auburn single-season record holder with 60 catches (2009).

**2010** — *Coaches' Second-Team Preseason All-SEC ... Preseason Second-Team All-SEC as voted by media ... Biletnikoff Award watch list ...* In season opener vs. Arkansas State, hauled in two catches for 58 yards with a long of 42.

### ADAMS' CAREER RECEIVING STATS

YEAR	G/GS	NO	YDS	AVG	TD	LP/OPPONENT
2008	10/0	3	18	6.0	0	9/UT Martin
2009	13/9	60	997	16.6	10	72/Alabama
2010	1/1	2	58	29.0	0	42/Arkansas State
<b>TOTALS</b>	<b>24/10</b>	<b>65</b>	<b>1,073</b>	<b>16.5</b>	<b>10</b>	<b>72/Alabama</b>

### ADAMS' CAREER GAME HIGH STATS


	No.	Opponent	Date
Receptions	12	Northwestern	1/1/10
Rec. Yards	142	Northwestern	1/1/10
Rec. TDs	3	2x (last vs. Furman)	11/7/09

### ADAMS' GAME-BY-GAME RECEIVING STATS

DATE	OPPONENT	REC	YDS	AVG	TD	TD REC
8/30/08	LOUISIANA MONROE	0	0	0	0	--
9/6/08	SOUTHERN MISS	0	0	0	0	--
9/13/08	at Mississippi State	0	0	0	0	--
9/20/08	LSU	0	0	0	0	--
9/27/08	TENNESSEE	0	0	0	0	--
10/4/08	at Vanderbilt	0	0	0	0	--
10/11/08	ARKANSAS	DID NOT PLAY				
10/23/08	at West Virginia	0	0	0	0	--
11/1/08	at Ole Miss	0	0	0	0	--
11/8/08	UT-MARTIN	3	18	6.0	0	--
11/15/08	GEORGIA	DID NOT PLAY				
11/29/08	at Alabama	0	0	0	0	--

DATE	OPPONENT	REC	YDS	AVG	TD	TD REC
9/5/09	* LOUISIANA TECH	4	65	16.3	1	17
9/12/09	* MISSISSIPPI STATE	5	116	23.2	0	--
9/19/09	WEST VIRGINIA	6	80	13.3	3	16, 4, 17
9/26/09	* BALL STATE	5	73	14.6	1	26
10/3/09	at Tennessee	2	29	14.5	0	--
10/10/09	* at Arkansas	3	24	8.0	0	--
10/17/09	KENTUCKY	3	57	19.0	0	--
10/24/09	* at LSU	0	0	0.0	0	--
10/31/09	* OLE MISS	4	68	17.0	1	28
11/7/09	FURMAN	6	115	19.1	3	6, 23, 41
11/14/09	* at Georgia	6	90	15.0	0	--
11/27/09	* ALABAMA	4	138	34.5	1	72
1/1/10	* Northwestern (Outback)	12	142	11.8	0	--

DATE	OPPONENT	REC	YDS	AVG	TD	TD REC
9/4/10	* ARKANSAS STATE	2	58	29.0	0	-
9/9/10	at Mississippi State					
9/18/10	CLEMSON					
9/25/10	SOUTH CAROLINA					
10/2/10	LOUISIANA-MONROE					
10/9/10	at Kentucky					
10/16/10	ARKANSAS					
10/23/10	LSU					
10/30/10	at Ole Miss					
11/6/10	CHATTANOOGA					
11/13/10	GEORGIA					
11/26/10	at Alabama					



**DAREN**

**#25**

**BATES**

**LB**

5-11 • 203 • So. • 1L  
Olive Branch, Miss. (Olive Branch)  
Undecided

**CAREER** — Dating back to 2009, seven tackles or more in four of the last six games ... Has started every game of Auburn career ... Played safety as a freshman in 2009.

**2010** — Made first collegiate start at linebacker in season opener vs. Arkansas State and led Tigers in tackles with a career-best of 10 ... Seven of the 10 tackles were solo.

### BATES' CAREER DEFENSIVE STATS

YEAR	G/GS	TT	UT	AT	TFL-YDS	QBS-YDS	FF/FR	PD	I/YDS
2009	13/13	70	46	24	2.5-19	0.5-12	0/1	4	1/0
2010	1/1	10	7	3	0.0-0	0.0-0	0/0	0	0/0
<b>TOTALS</b>	<b>14/14</b>	<b>80</b>	<b>53</b>	<b>27</b>	<b>2.5-19</b>	<b>0.5-12</b>	<b>0/1</b>	<b>4</b>	<b>1/0</b>

### BATES' CAREER GAME HIGH STATS

	No.	Opponent	Date
Tackles	10	Arkansas State	9/4/10
Tackles for Loss	1.5	Ball State	9/26/09
Sacks	0.5	Ball State	9/26/09

### BATES' GAME-BY-GAME DEFENSIVE STATS

DATE	OPPONENT	TT	UT	AT	PD	INT-YDS
9/5/09	* LOUISIANA TECH	3	1	2	1	1-0
9/12/09	* MISSISSIPPI STATE	3	0	3	0	0-0
9/19/09	* WEST VIRGINIA	4	4	0	0	0-0
9/26/09	* BALL STATE	7	5	2	1	0-0
10/3/09	* at Tennessee	7	6	1	0	0-0
10/10/09	* at Arkansas	6	5	1	0	0-0
10/17/09	* KENTUCKY	8	6	2	0	0-0
10/24/09	* at LSU	4	0	4	0	0-0
10/31/09	* OLE MISS	9	5	4	1	0-0
11/7/09	* FURMAN	2	2	0	0	0-0
11/14/09	* at Georgia	3	1	2	0	0-0
11/27/09	* ALABAMA	7	5	2	0	0-0
1/1/10	* Northwestern (Outback)	7	6	1	1	0-0

DATE	OPPONENT	TT	UT	AT	PD	INT-YDS
9/4/10	* ARKANSAS STATE	10	7	3	0	0-0
9/9/10	at Mississippi State					
9/18/10	CLEMSON					
9/25/10	SOUTH CAROLINA					
10/2/10	LOUISIANA-MONROE					
10/9/10	at Kentucky					
10/16/10	ARKANSAS					
10/23/10	LSU					
10/30/10	at Ole Miss					
11/6/10	CHATTANOOGA					
11/13/10	GEORGIA					
11/26/10	at Alabama					

# The Players



**T'SHARVAN** #DB  
**BELL** 22

6-0 • 180 • So. • 1L  
Kissimmee, Fla. (Osceola)  
Management

2010 — In season opener vs. Arkansas State, registered half a TFL (minus 1 yard) to go with two total tackles and one PBU.

## BELL'S CAREER DEFENSIVE STATS

YEAR	G/GS	TT	UT	AT	TFL-YDS	QBS-YDS	FF/FR	PD	I/YDS
2009	13/0	9	7	2	0.5-2	0.0-0	0/0	3	3-3
2010	1/0	2	0	2	0.5-1	0.0-0	0/0	1	0-0
<b>TOTALS</b>	<b>14/0</b>	<b>11</b>	<b>7</b>	<b>4</b>	<b>1.0-3</b>	<b>0.0-0</b>	<b>0/0</b>	<b>4</b>	<b>0-0</b>

## BELL'S GAME-BY-GAME DEFENSIVE STATS

DATE	OPPONENT	TT	UT	AT	PD	INT-YDS
9/5/09	LOUISIANA TECH	1	1	0	0	0-0
9/12/09	MISSISSIPPI STATE	1	1	0	1	1-0
9/19/09	WEST VIRGINIA	1	1	0	0	0-0
9/26/09	BALL STATE	1	1	0	0	0-0
10/3/09	at Tennessee	0	0	0	0	0-0
10/10/09	at Arkansas	2	1	1	0	0-0
10/17/09	KENTUCKY	0	0	0	0	0-0
10/24/09	at LSU	0	0	0	0	0-0
10/31/09	OLE MISS	0	0	0	0	0-0
11/7/09	FURMAN	0	0	0	0	0-0
11/14/09	at Georgia	2	2	0	0	0-0
11/27/09	ALABAMA	1	0	1	0	0-0
1/1/10	Northwestern (Outback)	0	0	0	2	2-0

DATE	OPPONENT	TT	UT	AT	PD	INT-YDS
9/4/10	ARKANSAS STATE	2	0	2	1	0-0
9/9/10	at Mississippi State					
9/18/10	CLEMSON					
9/25/10	SOUTH CAROLINA					
10/2/10	LOUISIANA-MONROE					
10/9/10	at Kentucky					
10/16/10	ARKANSAS					
10/23/10	LSU					
10/30/10	at Ole Miss					
11/6/10	CHATTANOOGA					
11/13/10	GEORGIA					
11/26/10	at Alabama					



**DEANGELO** #3  
**BENTON** WR

6-2 • 201 • So. • 1L  
Bastrop, La. (Bastrop)  
Undecided

2010 — Saw playing time in season opener vs. Arkansas State, but did not record a catch.

## BENTON'S CAREER RECEIVING STATS

YEAR	G/GS	NO	YDS	AVG	TD	LP/OPPONENT
2009	12/0	6	88	14.7	0	26/Furman
2010	1/0	0	0	0.0	0	--
<b>TOTALS</b>	<b>13/0</b>	<b>6</b>	<b>88</b>	<b>14.7</b>	<b>0</b>	<b>26/Furman</b>

## BENTON'S GAME-BY-GAME RECEIVING STATS

DATE	OPPONENT	REC	YDS	AVG	TD	TD REC
9/5/09	LOUISIANA TECH	0	0	0.0	0	--
9/12/09	MISSISSIPPI STATE	0	0	0.0	0	--
9/19/09	WEST VIRGINIA	0	0	0.0	0	--
9/26/09	BALL STATE	0	0	0.0	0	--
10/3/09	at Tennessee					
10/10/09	at Arkansas	0	0	0.0	0	--
10/17/09	KENTUCKY	0	0	0.0	0	--
10/24/09	at LSU	0	0	0.0	0	--
10/31/09	OLE MISS	0	0	0.0	0	--
11/7/09	FURMAN	6	88	14.7	0	--
11/14/09	at Georgia	0	0	0.0	0	--
11/27/09	ALABAMA	0	0	0.0	0	--
1/1/10	Northwestern (Outback)	0	0	0.0	0	--

DATE	OPPONENT	REC	YDS	AVG	TD	TD REC
9/4/10	ARKANSAS STATE	0	0	0.0	0	--
9/9/10	at Mississippi State					
9/18/10	CLEMSON					
9/25/10	SOUTH CAROLINA					
10/2/10	LOUISIANA-MONROE					
10/9/10	at Kentucky					
10/16/10	ARKANSAS					
10/23/10	LSU					
10/30/10	at Ole Miss					
11/6/10	CHATTANOOGA					
11/13/10	GEORGIA					
11/26/10	at Alabama					



**MIKE** #66  
**BERRY** OL

6-3 • 316 • Sr. • 3L  
Antioch, Tenn. (Brentwood Academy)  
Graduate (May '10)

CAREER — Has 22 career starts and appeared in 32 games ... Has started 19 consecutive games dating back to 10/23/08 vs. West Virginia.

2010 — In season opener vs. Arkansas State, made 19th consecutive start and helped Tigers roll up 608 yards of offense ... Tigers' o-line led rushing attack to 367 yards and just one sack in 16 pass attempts.



# The Players



**EMORY**

**#80**

**BLAKE**

**WR**

6-1 • 192 • So. • 1L  
Austin, Texas (Stephen F. Austin)  
Undecided

2010 — Saw playing time in season opener vs. Arkansas State, but did not have a reception.

## BLAKE'S CAREER RECEIVING STATS

YEAR	G/GS	NO	YDS	AVG	TD	LP/OPPONENT
2009	11/1	9	66	7.3	0	16/LSU
2010	1/0	0	0	0.0	0	—
<b>TOTALS</b>	<b>12/1</b>	<b>9</b>	<b>66</b>	<b>7.3</b>	<b>0</b>	<b>16/LSU</b>

## BLAKE'S GAME-BY-GAME RECEIVING STATS

DATE	OPPONENT	REC	YDS	AVG	TD	TD REC
9/5/09	LOUISIANA TECH	0	0	0.0	0	--
9/12/09	MISSISSIPPI STATE					DID NOT PLAY
9/19/09	WEST VIRGINIA					DID NOT PLAY
9/26/09	BALL STATE	0	0	0.0	0	--
10/3/09	at Tennessee	0	0	0.0	0	--
10/10/09	at Arkansas	0	0	0.0	0	--
10/17/09	KENTUCKY	0	0	0.0	0	--
10/24/09	at LSU	1	16	16.0	0	--
10/31/09	OLE MISS	0	0	0.0	0	--
11/7/09	FURMAN	5	32	7.8	0	--
11/14/09	at Georgia	1	8	8.0	0	--
11/27/09	ALABAMA	1	7	7.0	0	--
1/1/10	Northwestern (Outback)	1	3	3.0	0	--

DATE	OPPONENT	REC	YDS	AVG	TD	TD REC
9/4/10	ARKANSAS STATE	0	0	0.0	0	--
9/9/10	at Mississippi State					
9/18/10	CLEMSON					
9/25/10	SOUTH CAROLINA					
10/2/10	LOUISIANA-MONROE					
10/9/10	at Kentucky					
10/16/10	ARKANSAS					
10/23/10	LSU					
10/30/10	at Ole Miss					
11/6/10	CHATTANOOGA					
11/13/10	GEORGIA					
11/26/10	at Alabama					



**MIKE**

**#93**

**BLANC**

**DL**

6-4 • 297 • Sr. • 2L  
Pompano Beach, Fla. (Deerfield Beach)  
Graduate

2010 — Totaled three tackles with half a TFL, a blocked PAT and one QBH vs. Arkansas State in season opener ... The blocked PAT was first block of career.

## BLANC'S CAREER DEFENSIVE STATS

YEAR	G/GS	TT	UT	AT	TFL-YDS	QBS-YDS	FF/FR	PD	I/YDS
2007	12/0	6	3	3	0.0-0	0.0-0	0/0	0	0-0
2008	12/6	27	11	16	3.5-6	1.5-4	0/0	0	0-0
2009	13/11	44	12	32	6.5-23	3.5-18	1/0	3	0-0
2010	1/0	3	1	2	0.5-0	0.0-0	0/0	0	0/0
<b>Totals</b>	<b>38/17</b>	<b>80</b>	<b>27</b>	<b>53</b>	<b>10.5-29</b>	<b>5.0-22</b>	<b>1/0</b>	<b>3</b>	<b>0-0</b>

## BLANC'S CAREER GAME HIGH STATS

	No.	Opponent	Date
Tackles	9	Georgia	11/14/09
Tackles for loss	1.5	2x (last vs. Arkansas)	10/10/09
Sacks	1.0	2x (last vs. West Virginia)	9/19/09

## BLANC'S GAME-BY-GAME DEFENSIVE STATS

DATE	OPPONENT	TT	UT	AT	TFL-YDS	QBS-YDS
9/1/07	KANSAS STATE	1	1	0	0.0-0	0.0-0
9/8/07	SOUTH FLORIDA	0	0	0	0.0-0	0.0-0
9/15/07	MISSISSIPPI STATE	1	1	0	0.0-0	0.0-0
9/22/07	NEW MEXICO STATE	0	0	0	0.0-0	0.0-0
9/29/07	at Florida					DID NOT PLAY
10/6/07	VANDERBILT	2	0	2	0.0-0	0.0-0
10/13/07	at Arkansas	0	0	0	0.0-0	0.0-0
10/20/07	at LSU	0	0	0	0.0-0	0.0-0
10/27/07	OLE MISS	1	0	1	0.0-0	0.0-0
11/03/07	TENNESSEE TECH	1	1	0	0.0-0	0.0-0
11/10/07	at Georgia	0	0	0	0.0-0	0.0-0
11/24/07	ALABAMA					DID NOT PLAY
12/31/08	vs. Clemson (Chick-fil-A)	0	0	0	0.0-0	0.0-0

DATE	OPPONENT	TT	UT	AT	TFL-YDS	QBS-YDS
8/30/08	* LOUISIANA-MONROE	0	0	0	0.0-0	0.0-0
9/6/08	* SOUTHERN MISS	4	2	2	0.5-0	0.0-0
9/13/08	* at Mississippi State	3	2	1	0.0-0	0.0-0
9/20/08	* LSU	0	0	0	0.0-0	0.0-0
9/27/08	TENNESSEE	1	0	1	0.0-0	0.0-0
10/4/08	at Vanderbilt	1	1	0	1.0-1	0.0-0
10/11/08	ARKANSAS	2	1	1	0.0-0	0.0-0
10/23/08	at West Virginia	5	2	3	0.5-1	0.0-0
11/1/08	* at Ole Miss	5	2	3	1.5-4	0.5-1
11/8/08	* TENNESSEE-MARTIN	1	0	1	0.0-0	0.0-0
11/15/08	GEORGIA	2	1	1	0.0-0	0.0-0
11/29/08	at Alabama	3	0	3	0.0-0	0.0-0

DATE	OPPONENT	TT	UT	AT	TFL-YDS	QBS-YDS
9/5/09	LOUISIANA TECH	2	1	1	1.0-5	1.0-5
9/12/09	* MISSISSIPPI STATE	4	1	3	0.0-0	0.0-0
9/19/09	* WEST VIRGINIA	2	2	0	1.0-4	1.0-4
9/26/09	* BALL STATE	1	0	1	0.5-3	0.5-3
10/3/09	* at Tennessee	1	1	0	0.0-0	0.0-0
10/10/09	* at Arkansas	4	3	1	1.5-2	0.0-0
10/17/09	* KENTUCKY	4	0	4	0.5-1	0.0-0
10/24/09	* at LSU	7	0	7	1.0-6	0.5-5
10/31/09	* OLE MISS	4	2	2	0.0-0	0.0-0
11/7/09	* FURMAN	0	0	0	0.0-0	0.0-0
11/14/09	* at Georgia	9	0	9	0.5-1	0.0-0
11/27/09	* ALABAMA	5	2	3	0.5-1	0.5-1
1/1/10	Northwestern (Outback)	1	0	1	0.0-0	0.0-0

DATE	OPPONENT	TT	UT	AT	TFL-YDS	QBS-YDS
9/4/10	ARKANSAS STATE	3	1	2	0.5-0	0.0-0
9/9/10	at Mississippi State					
9/18/10	CLEMSON					
9/25/10	SOUTH CAROLINA					
10/2/10	LOUISIANA-MONROE					
10/9/10	at Kentucky					
10/16/10	ARKANSAS					
10/23/10	LSU					
10/30/10	at Ole Miss					
11/6/10	CHATTANOOGA					
11/13/10	GEORGIA					
11/26/10	at Alabama					

# The Players



**JOEL** #91  
**BONOMOLO** DE

6-3 • 245 • Jr. • TR  
Metairie, La. (Fullerton CC/Archbishop Rummel HS)  
Philosophy

2010 — Did not play in season opener vs. Arkansas State.



**JORRELL** #76  
**BOSTROM** OL

6-3 • 322 • Sr. • 1L  
Nampa, Idaho (Bakersfield JC)  
Philosophy

2010 — Saw limited snaps in season opener vs. Arkansas State ... Part of o-line that paved way to 608 yards total offense vs. ASU.



**BLAKE** #63  
**BURGESS** OL

6-2 • 278 • RFr. • RS  
Vestavia, Ala. (Vestavia Hills)  
Theatre

2010 — Saw limited snaps in season opener vs. Arkansas State ... Part of o-line that paved way to 608 yards total offense vs. ASU.



**KODI** #18  
**BURNS** WR

6-2 • 207 • Sr. • 3L  
Fort Smith, Ark. (Northside)  
Exercise Science

2010 — Started at WR in season opener vs. Arkansas State and had a 3-yard TD run for Auburn's first score of the season.

## BURNS' CAREER RECEIVING STATS

YEAR	G/GS	NO	YDS	AVG	TD	LP/OPPONENT
2007	9/1	0	0	0.0	0	--
2008	10/7	0	0	0.0	0	--
2009	13/6	5	46	9.2	1	23/Northwestern
2010	1/1	0	0	0.0	0	--
<b>TOTALS</b>	<b>33/15</b>	<b>5</b>	<b>46</b>	<b>9.2</b>	<b>1</b>	<b>23/Northwestern</b>

## BURNS' CAREER RUSHING STATS

YEAR	G/GS	NO	YDS	AVG	TD	LP/OPPONENT
2007	9/1	54	203	3.8	3	18/Mississippi State
2008	10/7	98	411	4.2	5	58/UT Martin
2009	13/6	56	175	3.1	5	19/Kentucky
2010	1/1	2	2	1.0	1	3/Arkansas State
<b>Totals</b>	<b>33/15</b>	<b>210</b>	<b>791</b>	<b>3.8</b>	<b>14</b>	<b>58/UT Martin</b>

## BURNS' CAREER PASSING STATS

YEAR	G/GS	CMP	ATT	PCT	YDS	INT	TD	LP/OPPONENT
2007	9/1	10	26	38.5	145	1	2	58/New Mexico State
2008	10/7	94	179	52.5	1,050	7	2	52/Ole Miss
2009	13/6	5	15	33.3	75	2	2	17/Tennessee
2010	1/1	0	0	0.0	0	0	0	--
<b>Totals</b>	<b>33/15</b>	<b>109</b>	<b>220</b>	<b>49.5</b>	<b>1,270</b>	<b>10</b>	<b>6</b>	<b>58/New Mexico State</b>

## BURN'S CAREER GAME HIGH STATS

	No.	Opponent	Date
Completions	27	Ole Miss	11/1/08
Pass Attempts	43	Ole Miss	11/1/08
Pass Yards	319	Ole Miss	11/1/08
Pass TDs	1	5x (last vs. Ole Miss)	10/31/09
Interceptions	3	Ole Miss	11/1/08
Rush Attempts	22	Mississippi State	9/15/07
Rush Yards	158	UT Martin	11/8/08
Rush TDs	3	Mississippi State	9/12/09
Receptions	1	4x (last vs. Georgia)	11/14/09
Receiving TDs	1	Georgia	11/14/09

## BURNS' GAME-BY-GAME RECEIVING STATS

DATE	OPPONENT	REC	YDS	AVG	TD	TD REC
9/5/09	LOUISIANA TECH	0	0	0.0	0	--
9/12/09	* MISSISSIPPI STATE	1	2	2.0	0	--
9/19/09	WEST VIRGINIA	1	8	8.0	0	--
9/26/09	BALL STATE	0	0	0.0	0	--
10/3/09	at Tennessee	0	0	0.0	0	--
10/10/09	* at Arkansas	0	0	0.0	0	--
10/17/09	* KENTUCKY	0	0	0.0	0	--
10/24/09	at LSU	0	0	0.0	0	--
10/31/09	* OLE MISS	1	8	8.0	0	--
11/7/09	* FURMAN	0	0	0.0	0	--
11/14/09	at Georgia	1	5	5.0	1	5
11/27/09	ALABAMA	0	0	0.0	0	--
11/1/10	* Northwestern (Outback)	1	23	23.0	0	--

DATE	OPPONENT	REC	YDS	AVG	TD	TD REC
9/4/10	* ARKANSAS STATE	0	0	0.0	0	--
9/9/10	at Mississippi State					
9/18/10	CLEMSON					
9/25/10	SOUTH CAROLINA					
10/2/10	LOUISIANA-MONROE					
10/9/10	at Kentucky					
10/16/10	ARKANSAS					
10/23/10	LSU					
10/30/10	at Ole Miss					
11/6/10	CHATTANOOGA					
11/13/10	GEORGIA					
11/26/10	at Alabama					

# The Players

## BURNS' GAME-BY-GAME RUSHING STATS

DATE	OPPONENT	ATT	YDS	Avg.	TD	TD Runs
8/30/08	* LOUISIANA-MONROE	6	69	11.5	0	---
9/6/08	SOUTHERN MISS	2	-1	-0.5	1	1
9/13/08	at Mississippi State	1	12	12.0	0	---
9/20/08	LSU	0	0	0.0	0	---
9/27/08	TENNESSEE	8	16	2.0	0	---
10/4/08	at Vanderbilt	4	-6	-1.5	0	---
10/11/08	* ARKANSAS	15	38	2.5	1	3
10/23/08	* at West Virginia	15	82	5.5	1	9
11/1/08	* at Ole Miss	9	21	2.3	0	---
11/8/08	* TENNESSEE-MARTIN	13	158	12.2	2	31, 58
11/15/08	* GEORGIA	14	28	2.0	0	---
11/29/08	* at Alabama	12	6	0.5	0	---

DATE	OPPONENT	ATT	YDS	Avg.	TD	TD Runs
9/5/09	LOUISIANA TECH	8	23	2.9	1	1
9/12/09	* MISSISSIPPI STATE	9	32	3.6	3	1, 1, 1
9/19/09	WEST VIRGINIA	7	10	1.4	0	--
9/26/09	BALL STATE	1	2	2.0	0	--
10/3/09	at Tennessee	5	16	3.2	0	--
10/10/09	* at Arkansas	2	7	3.5	0	--
10/17/09	* KENTUCKY	6	37	6.2	0	--
10/24/09	at LSU	6	17	2.8	0	--
10/31/09	* OLE MISS	2	0	0.0	0	--
11/7/09	* FURMAN	0	0	0.0	0	--
11/14/09	at Georgia	3	10	3.3	0	--
11/27/09	ALABAMA	2	5	2.5	0	--
1/1/10	* Northwestern (Outback)	5	16	3.0	1	1

DATE	OPPONENT	ATT	YDS	Avg.	TD	TD Runs
9/4/10	* ARKANSAS STATE	2	2	1.0	1	3
9/9/10	at Mississippi State					
9/18/10	CLEMSON					
9/25/10	SOUTH CAROLINA					
10/2/10	LOUISIANA-MONROE					
10/9/10	at Kentucky					
10/16/10	ARKANSAS					
10/23/10	LSU					
10/30/10	at Ole Miss					
11/6/10	CHATTANOOGA					
11/13/10	GEORGIA					
11/26/10	at Alabama					

## BURNS' GAME-BY-GAME PASSING STATS

DATE	OPPONENT	CMP	ATT	YDS	INT	TD
9/1/07	KANSAS STATE			DID NOT PLAY		
9/8/07	SOUTH FLORIDA			DID NOT PLAY		
9/15/07	MISSISSIPPI STATE	8	12	65	1	0
9/22/07	* NEW MEXICO STATE	1	5	58	0	1
9/29/07	at Florida	0	0	0	0	0
10/6/07	VANDERBILT	0	1	0	0	0
10/13/07	at Arkansas	0	0	0	0	0
10/20/07	at LSU	0	0	0	0	0
10/27/07	OLE MISS	0	0	0	0	0
11/03/07	TENNESSEE TECH	0	4	0	0	0
11/10/07	at Georgia			DID NOT PLAY		
11/24/07	ALABAMA			DID NOT PLAY		
12/31/07	vs. Clemson (Chick-fil-A)	1	4	22	0	1

DATE	OPPONENT	CMP	ATT	YDS	INT	TD
8/30/08	* LOUISIANA-MONROE	4	9	15	0	0
9/6/08	SOUTHERN MISS	0	3	0	1	0
9/13/08	at Mississippi State			DID NOT PLAY		
9/20/08	LSU			DID NOT PLAY		
9/27/08	TENNESSEE	4	6	36	0	0
10/4/08	at Vanderbilt	2	6	28	0	0
10/11/08	* ARKANSAS	7	18	119	2	0
10/23/08	* at West Virginia	13	21	111	1	1
11/1/08	* at Ole Miss	27	43	319	3	0
11/8/08	* TENNESSEE-MARTIN	12	20	130	0	0
11/15/08	* GEORGIA	16	30	179	0	1
11/29/08	* at Alabama	9	23	113	0	0

DATE	OPPONENT	CMP	ATT	YDS	INT	TD
9/5/09	LOUISIANA TECH	0	1	0	0	0
9/12/09	* MISSISSIPPI STATE	1	1	13	0	1
9/19/09	WEST VIRGINIA	1	2	16	0	0
9/26/09	BALL STATE	0	0	0	0	0
10/3/09	at Tennessee	1	3	17	0	0
10/10/09	* at Arkansas	0	1	0	0	0
10/17/09	* KENTUCKY	1	1	15	0	0
10/24/09	at LSU	0	1	0	0	0
10/31/09	* OLE MISS	1	2	14	0	1
11/7/09	* FURMAN	0	0	0	0	0
11/14/09	at Georgia	0	0	0	0	0
11/27/09	ALABAMA	0	1	0	0	0
1/1/10	* Northwestern (Outback)	0	2	0	2	0

DATE	OPPONENT	CMP	ATT	YDS	INT	TD
9/4/10	* ARKANSAS STATE	0	0	0	0	0
9/9/10	at Mississippi State					
9/18/10	CLEMSON					
9/25/10	SOUTH CAROLINA					
10/2/10	LOUISIANA-MONROE					
10/9/10	at Kentucky					
10/16/10	ARKANSAS					
10/23/10	LSU					
10/30/10	at Ole Miss					
11/6/10	CHATTANOOGA					
11/13/10	GEORGIA					
11/26/10	at Alabama					



**JOSH BYNES** **#17**  
**LB**

6-2 • 235 • Sr. • 3L  
Lauderdale Lakes, Fla. (Boyd Anderson)  
Human Development and Family Studies

**CAREER** — Has started 22 consecutive games dating back to 2008.

**2010** — *Coaches' First-Team Preseason All-SEC ... First-Team Preseason All-SEC as voted by members of the media ... First-Team Preseason All-SEC according to Sporting News, Lindy's, and Blue Ribbon ... Named to Butkus and Bednarick Award watch lists ... Started at LB in season opener vs. Arkansas State, recording six tackles, half a TFL (minus 1 yard), a PBU and three QB hurries.*

## BYNES' CAREER DEFENSIVE STATS

YEAR	G/GS	TT	UT	AT	TFL-YDS	QBS-YDS	FF/FR	PD	I/YDS
2007	4/0	10	8	2	2.0-4	0.0-0	1/0	0	0-0
2008	12/8	53	24	29	3.0-7	0.0-0	0/0	4	3-33
2009	13/13	104	61	43	6.0-16	1.0-7	0/2	8	1-5
2010	1/1	6	3	3	0.5-1	0.0-0	0/0	1	0/0
<b>Totals</b>	<b>30/22</b>	<b>173</b>	<b>96</b>	<b>77</b>	<b>11.5-28</b>	<b>1.0-7</b>	<b>1/2</b>	<b>13</b>	<b>4-38</b>

## BYNES' CAREER GAME HIGH STATS

	No.	Opponent	Date
Tackles	12	West Virginia	9/19/09
Tackles for loss	2.0	Arkansas	10/11/08
Sacks	1.0	Kentucky	10/17/09

# The Players

## BYNES' GAME-BY-GAME DEFENSIVE STATS

DATE	OPPONENT	TT	UT	AT	TFL-YDS	QBS-YDS
9/1/07	KANSAS STATE				DID NOT PLAY	
9/8/07	SOUTH FLORIDA				DID NOT PLAY	
9/15/07	MISSISSIPPI STATE				DID NOT PLAY	
9/22/07	NEW MEXICO STATE				DID NOT PLAY	
9/29/07	at Florida				DID NOT PLAY	
10/6/07	VANDERBILT	4	3	1	0.0-0	0.0-0
10/13/07	at Arkansas				DID NOT PLAY	
10/20/07	at LSU				DID NOT PLAY	
10/27/07	OLE MISS	0	0	0	0.0-0	0.0-0
11/03/07	TENNESSEE TECH	6	5	1	2.0-4	0.0-0
11/10/07	at Georgia	0	0	0	0.0-0	0.0-0
11/24/07	ALABAMA	0	0	0	0.0-0	0.0-0
12/31/07	Clemson (Chick-fil-A)				DID NOT PLAY	

DATE	OPPONENT	TT	UT	AT	TFL-YDS	QBS-YDS
8/30/08	LOUISIANA-MONROE	6	1	5	0.0-0	0.0-0
9/6/08	SOUTHERN MISS	1	0	1	0.0-0	0.0-0
9/13/08	at Mississippi State	2	2	0	0.0-0	0.0-0
9/20/08	LSU	0	0	0	0.0-0	0.0-0
9/27/08	* TENNESSEE	11	6	5	0.0-0	0.0-0
10/4/08	* at Vanderbilt	2	0	2	0.0-0	0.0-0
10/11/08	* ARKANSAS	9	3	6	2.0-5	0.0-0
10/23/08	* at West Virginia	5	1	4	0.0-0	0.0-0
11/1/08	* at Ole Miss	8	6	2	0.0-0	0.0-0
11/8/08	* TENNESSEE-MARTIN	0	0	0	0.0-0	0.0-0
11/15/08	* GEORGIA	5	1	4	1.0-2	0.0-0
11/29/08	* at Alabama	4	4	0	0.0-0	0.0-0

DATE	OPPONENT	TT	UT	AT	TFL-YDS	QBS-YDS
9/5/09	* LOUISIANA TECH	8	5	3	0.0-0	0.0-0
9/12/09	* MISSISSIPPI STATE	8	2	6	0.0-0	0.0-0
9/19/09	* WEST VIRGINIA	12	10	2	0.0-0	0.0-0
9/26/09	* BALL STATE	6	5	1	1.0-3	0.0-0
10/3/09	* at Tennessee	9	5	4	0.0-0	0.0-0
10/10/09	* at Arkansas	8	4	4	0.0-0	0.0-0
10/17/09	* KENTUCKY	9	6	3	1.0-7	1.0-7
10/24/09	* at LSU	7	3	4	1.0-2	0.0-0
10/31/09	* OLE MISS	6	4	2	0.0-0	0.0-0
11/7/09	* FURMAN	4	1	3	0.0-0	0.0-0
11/14/09	* at Georgia	7	3	4	1.0-2	0.0-0
11/27/09	* ALABAMA	10	7	3	1.0-1	0.0-0
1/1/10	* Northwestern (Outback)	10	6	4	1.0-1	0.0-0

DATE	OPPONENT	TT	UT	AT	TFL-YDS	QBS-YDS
9/4/10	* ARKANSAS STATE	6	3	3	0.5-1	0.0-0
9/9/10	at Mississippi State					
9/18/10	CLEMSON					
9/25/10	SOUTH CAROLINA					
10/2/10	LOUISIANA-MONROE					
10/9/10	at Kentucky					
10/16/10	ARKANSAS					
10/23/10	LSU					
10/30/10	at Ole Miss					
11/6/10	CHATTANOOGA					
11/13/10	GEORGIA					
11/26/10	at Alabama					

scoring (250 points), third in points kicking (250), third in field goals made (44), fourth in field goal percentage (74.6), third in PATs (118) and third in PAT attempts (120).

**2010** — Has made eight consecutive FG's, the longest of his career and longest for an AU kicker since John Vaughn hit 12 straight in 2006 ... Preseason Second-Team All-SEC as voted by media ... First-Team Preseason All-SEC according to Sporting News ... Named to Groza Award watch list ... In season opener vs. Arkansas State, scored 10 points on seven PAT's and one field goal, a 24-yarder ... Also kicked off twice for 69.5 yard average vs. ASU.

## BYRUM'S CAREER KICKING STATS

YEAR	FG-A	Pct.	0-19	20-29	30-39	40-49	50+	PAT	Pts
2007	17-23	73.9	0-0	5-5	9-10	3-8	0-0	35-36	86
2008	11-19	57.9	2-2	2-3	3-6	3-7	1-1	22-23	55
2009	15-16	93.8	1-1	5-5	4-4	5-6	0-0	54-54	99
2010	1-1	100.0	0-0	1-1	0-0	0-0	0-0	7-7	10
<b>Totals</b>	<b>44-59</b>	<b>74.6</b>	<b>3-3</b>	<b>13-14</b>	<b>16-20</b>	<b>11-21</b>	<b>1-1</b>	<b>118-120</b>	<b>250</b>

## BYRUM'S CAREER GAME HIGH STATS

	No.	Opponent	Date
FG Attempts	5	2x (last vs. Tennessee)	10/3/09
FGs Made	4	vs. Tennessee	10/3/09

### 2007 Field Goal Sequence (Made/Missed):

KANSAS STATE: 20, 39, 31, 47

SOUTH FLORIDA: 49, 46, 39

MISSISSIPPI STATE: ---

NEW MEXICO STATE: 48

at Florida: 30, 43

VANDERBILT: ---

at Arkansas: 22, 36, 38, 46, 20

at LSU: 22

OLE MISS: 36

TENNESSEE TECH: ---

at Georgia: 22, 33

ALABAMA: 37, 43

Clemson (Chick-fil-A): 36, 44

### 2008 Field Goal Sequence (Made/Missed):

LOUISIANA-MONROE: 33, 32, 19

SOUTHERN MISS: 52, 23

at Mississippi State: 35, 42, 22

LSU: ---

TENNESSEE: 35

at Vanderbilt: ---

ARKANSAS: 45, 36, 33

at West Virginia: 19, 44

at Ole Miss: ---

UT-MARTIN: 48, 44, 46, 24

GEORGIA: 42

at Alabama: ---

### 2009 Field Goal Sequence (Made/Missed):

LOUISIANA TECH: 29, 49, 47

MISSISSIPPI STATE: --

WEST VIRGINIA: 46, 42

BALL STATE: 32

at Tennessee: 29, 43, 46, 19, 22

at Arkansas: 37

KENTUCKY: --

at LSU: 24

OLE MISS: 36

FURMAN: --

at Georgia: 37

ALABAMA: --

Northwestern (Outback): 21

### 2010 Field Goal Sequence (Made/Missed):

ARKANSAS STATE: 24

at Mississippi State

CLEMSON

SOUTH CAROLINA

LOUISIANA-MONROE

at Kentucky

ARKANSAS

LSU

at Ole Miss

CHATTANOOGA

GEORGIA

at Alabama



**WES** **#18**  
**BYRUM** **K**

6-2 • 216 • Sr. • 3L  
 Ft. Lauderdale, Fla. (St. Thomas Aquinas)  
 Business

**CAREER** — Has made eight consecutive FG's, the longest of his career and longest for an AU kicker since John Vaughn hit 12 straight in 2006 ... Has connected on three game-winning field goals, at Florida and at Arkansas, both in 2007, and against Northwestern in overtime in 2010 Outback Bowl ... Holds AU single-season record with 54 PATs (2009, 54-of-54) ... School single-season record holder for field goal percentage of 93.8 pct. (2009, 15-of-16) ... Has hit three field goals in a game six times ... Ranks fifth in AU history in

# The Players



## QUINDARIUS #9 CARR WR

6-1 • 186 • Jr. • 2L  
Huntsville, Ala. (Huntsville)  
Criminology



## ANTOINE #45 CARTER DE

6-4 • 256 • Sr. • 3L  
Ft. Lauderdale, Fla. (Dillard)  
Liberal Arts

**CAREER** — Is averaging 47.0 yards per TD reception, with a 46 and 48 yard scoring catches.

**2010** — Led all receivers with a career-best 87 yards in season opener vs. Arkansas State ... Hauled in two catches vs. ASU including a 48-yard TD grab ... The 48-yard catch was longest of career ... Also totaled 47 yards on five punt returns with a long of 18 yards ... Finished second on team with 134 all-purpose yards vs. ASU.

### CARR'S CAREER RECEIVING STATS

YEAR	G/GS	NO	YDS	AVG	TD	LP/OPPONENT
2008	12/0	6	63	10.5	0	28/Mississippi State
2009	13/2	2	78	39.0	1	46/Northwestern
2010	1/0	2	87	43.5	1	48/Arkansas State
<b>Totals</b>	<b>26/2</b>	<b>10</b>	<b>228</b>	<b>22.8</b>	<b>2</b>	<b>48/Arkansas State</b>

### CARR'S GAME-BY-GAME RECEIVING STATS

DATE	OPPONENT	REC	YDS	AVG	TD	TD REC
8/30/08	LOUISIANA-MONROE	1	6	6.0	0	--
9/6/08	SOUTHERN MISS	1	8	8.0	0	--
9/13/08	at Mississippi State	1	28	28.0	0	--
9/20/08	LSU	0	0	0.0	0	--
9/27/08	TENNESSEE	0	0	0.0	0	--
10/4/08	at Vanderbilt	0	0	0.0	0	--
10/11/08	ARKANSAS	0	0	0.0	0	--
10/23/08	at West Virginia	1	7	7.0	0	--
11/1/08	at Ole Miss	1	8	8.0	0	--
11/8/08	TENNESSEE-MARTIN	1	6	6.0	0	--
11/15/08	GEORGIA	0	0	0.0	0	--
11/29/08	at Alabama	0	0	0.0	0	--

DATE	OPPONENT	REC	YDS	AVG	TD	TD REC
9/5/09	LOUISIANA TECH	0	0	0.0	0	--
9/12/09	MISSISSIPPI STATE	0	0	0.0	0	--
9/19/09	WEST VIRGINIA	0	0	0.0	0	--
9/26/09	BALL STATE	0	0	0.0	0	--
10/3/09	at Tennessee	0	0	0.0	0	--
10/10/09	at Arkansas	1	32	32.0	0	--
10/17/09	KENTUCKY	0	0	0.0	0	--
10/24/09	at LSU	0	0	0.0	0	--
10/31/09	OLE MISS	0	0	0.0	0	--
11/7/09	FURMAN	0	0	0.0	0	--
11/14/09	at Georgia	0	0	0.0	0	--
11/27/09	* ALABAMA	0	0	0.0	0	--
1/1/10	* Northwestern (Outback)	1	46	46.0	1	46

DATE	OPPONENT	REC	YDS	AVG	TD	TD REC
9/4/10	ARKANSAS STATE	2	87	43.5	1	48
9/9/10	at Mississippi State					
9/18/10	CLEMSON					
9/25/10	SOUTH CAROLINA					
10/2/10	LOUISIANA-MONROE					
10/9/10	at Kentucky					
10/16/10	ARKANSAS					
10/23/10	LSU					
10/30/10	at Ole Miss					
11/6/10	CHATTANOOGA					
11/13/10	GEORGIA					
11/26/10	at Alabama					

**2010** — Started season opener vs. Arkansas State and led Tigers with career-best 2.5 sacks (minus 20 yards) and 3.5 TFLs (minus 23 yards) ... Totaled four tackles and one QB hurry vs. ASU ... The 2.5 sacks were the most by an AU player since Quentin Groves' 3.0 vs. Florida in 2006.

### CARTER'S CAREER DEFENSIVE STATS

YEAR	G/GS	TT	UT	AT	TFL-YDS	QBS-YDS	FF/FR	PD	I/YDS
2007	13/0	16	8	8	4.0-23	1.5-16	0/0	1	0/0
2008	10/1	16	11	5	6.5-32	2.5-19	0/0	0	0/0
2009	10/7	30	16	14	4.5-28	1.5-14	0/0	0	0/0
2010	1/1	4	3	1	3.5-23	2.5-20	0/0	0	0/0
<b>Totals</b>	<b>34/9</b>	<b>66</b>	<b>38</b>	<b>28</b>	<b>18.5-106</b>	<b>8.0-69</b>	<b>0/0</b>	<b>1</b>	<b>0/0</b>

### CARTER'S CAREER GAME HIGH STATS

No.	Opponent	Date
Tackles	5	2x (last vs. Alabama) 11/27/09
Tackles for loss	3.5	Arkansas State 9/4/10
Sacks	2.5	Arkansas State 9/4/10

### CARTER'S GAME-BY-GAME DEFENSIVE STATS

DATE	OPPONENT	TT	UT	AT	TFL-YDS	QBS-YDS
9/1/07	KANSAS STATE	0	0	0	0.0-0	0.0-0
9/8/07	SOUTH FLORIDA	3	2	1	1.0-11	1.0-11
9/15/07	MISSISSIPPI STATE	0	0	0	0.0-0	0.0-0
9/22/07	NEW MEXICO STATE	4	2	2	1.5-6	0.0-0
9/29/07	at Florida	0	0	0	0.0-0	0.0-0
10/6/07	VANDERBILT	3	1	2	1.5-6	0.5-5
10/13/07	at Arkansas	0	0	0	0.0-0	0.0-0
10/20/07	at LSU	2	1	1	0.0-0	0.0-0
10/27/07	OLE MISS	0	0	0	0.0-0	0.0-0
11/03/07	TENNESSEE TECH	2	0	2	0.0-0	0.0-0
11/10/07	at Georgia	0	0	0	0.0-0	0.0-0
11/24/07	ALABAMA	0	0	0	0.0-0	0.0-0
12/31/07	Clemson (Chick-fil-A)	2	2	0	0.0-0	0.0-0

DATE	OPPONENT	TT	UT	AT	TFL-YDS	QBS-YDS
8/30/08	LOUISIANA-MONROE	2	1	1	0.0-0	0.0-0
9/6/08	SOUTHERN MISS	1	1	0	0.0-0	0.0-0
9/13/08	at Mississippi State	0	0	0	0.0-0	0.0-0
9/20/08	LSU	1	1	0	0.0-0	0.0-0
9/27/08	TENNESSEE	3	1	2	1.5-0	0.5-0
10/4/08	at Vanderbilt	2	1	1	0.0-0	0.0-0
10/11/08	ARKANSAS				DID NOT PLAY	
10/23/08	at West Virginia				DID NOT PLAY	
11/1/08	at Ole Miss	1	1	0	1.0-8	1.0-8
11/8/08	* TENNESSEE-MARTIN	3	3	0	3.0-21	1.0-11
11/15/08	GEORGIA	1	1	0	1.0-2	0.0-0
11/29/08	at Alabama	2	1	1	0.0-0	0.0-0

DATE	OPPONENT	TT	UT	AT	TFL-YDS	QBS-YDS
9/5/09	LOUISIANA TECH				DID NOT PLAY	
9/12/09	MISSISSIPPI STATE				DID NOT PLAY	
9/19/09	WEST VIRGINIA				DID NOT PLAY	
9/26/09	BALL STATE	3	2	1	0.0-0	0.0-0
10/3/09	at Tennessee	1	1	0	1.0-3	0.0-0
10/10/09	at Arkansas	1	1	0	1.0-8	1.0-8
10/17/09	* KENTUCKY	5	1	4	0.0-0	0.0-0
10/24/09	* at LSU	4	3	1	1.0-7	0.0-0
10/31/09	* OLE MISS	2	1	1	0.5-6	0.5-6
11/7/09	* FURMAN	2	0	2	0.5-2	0.0-0
11/14/09	* at Georgia	4	2	2	0.0-0	0.0-0
11/27/09	* ALABAMA	5	2	3	0.5-2	0.0-0
1/1/10	* Northwestern (Outback)	3	3	0	0.0-0	0.0-0

# The Players

DATE	OPPONENT	TT	UT	AT	TFL-YDS	QBS-YDS
9/4/10	* ARKANSAS STATE	4	3	1	3.5-23	2.5-20
9/9/10	at Mississippi State					
9/18/10	CLEMSON					
9/25/10	SOUTH CAROLINA					
10/2/10	LOUISIANA-MONROE					
10/9/10	at Kentucky					
10/16/10	ARKANSAS					
10/23/10	LSU					
10/30/10	at Ole Miss					
11/6/10	CHATTANOOGA					
11/13/10	GEORGIA					
11/26/10	at Alabama					



**KENNETH  
CARTER** #92  
DT

6-5 • 281 • Fr. • HS  
Greenville, Ala. (Greenville)  
Undecided

2010 — Saw limited snaps in season opener vs. Arkansas State and totaled three tackles with a QB hurry.

### CARTER'S CAREER DEFENSIVE STATS

YEAR	G/GS	TT	UT	AT	TFL-YDS	QBS-YDS	FF/FR	PD	I/YDS
2010	1/0	3	2	1	0.0-0	0.0-0	0/0	0	0/0

DATE	OPPONENT	TT	UT	AT	TFL-YDS	QBS-YDS
9/4/10	ARKANSAS STATE	3	2	1	0.0-0	0.0-0
9/9/10	at Mississippi State					
9/18/10	CLEMSON					
9/25/10	SOUTH CAROLINA					
10/2/10	LOUISIANA-MONROE					
10/9/10	at Kentucky					
10/16/10	ARKANSAS					
10/23/10	LSU					
10/30/10	at Ole Miss					
11/6/10	CHATTANOOGA					
11/13/10	GEORGIA					
11/26/10	at Alabama					



**NEIL  
CAUDLE** #19  
QB

6-3 • 198 • Sr. • 1L  
Hoover, Ala. (Spain Park)  
Building Science

2010— In season opener vs. Arkansas State, completed only pass attempt for career-long of 42 yards to set up second quarter TD ... Completion was to Darwin Adams from the ASU 44-yard line to the ASU two-yard line.


### CAUDLE'S CAREER PASSING STATS

YEAR	G/GS	CMP	ATT	PCT	YDS	INT	TD	LP/OPPONENT
2007	1/0	0	3	.000	---	1	---	
2008	2/0	4	5	80.0	32	0	---	16/UT Martin
2009	5/0	15	20	75.0	170	1	1	22/Furman
2010	1/0	1	1	100.0	42	0	0	42/Arkansas State
<b>Totals</b>	<b>9/0</b>	<b>20</b>	<b>29</b>	<b>68.9</b>	<b>244</b>	<b>2</b>	<b>1</b>	<b>42/Arkansas State</b>

### CAUDLE'S GAME-BY-GAME PASSING STATS

DATE	OPPONENT	CMP	ATT	YDS	INT	TD	TD Pass
9/5/09	LOUISIANA TECH	0	0	0	0	0	--
9/12/09	MISSISSIPPI STATE	0	0	0	0	0	--
9/19/09	WEST VIRGINIA						
9/26/09	BALL STATE	2	3	19	1	0	--
10/3/09	at Tennessee						
10/10/09	at Arkansas						
10/17/09	KENTUCKY						
10/24/09	at LSU	3	5	34	0	1	1
10/31/09	OLE MISS						
11/7/09	FURMAN	10	12	117	0	0	--
11/14/09	at Georgia						
11/27/09	ALABAMA						
11/1/10	Northwestern (Outback)						

DATE	OPPONENT	CMP	ATT	YDS	INT	TD	TD Pass
9/4/10	ARKANSAS STATE	1	1	42	0	0	--
9/9/10	at Mississippi State						
9/18/10	CLEMSON						
9/25/10	SOUTH CAROLINA						
10/2/10	LOUISIANA-MONROE						
10/9/10	at Kentucky						
10/16/10	ARKANSAS						
10/23/10	LSU						
10/30/10	at Ole Miss						
11/6/10	CHATTANOOGA						
11/13/10	GEORGIA						
11/26/10	at Alabama						



**ED  
CHRISTIAN** #68  
OL

6-4 • 277 • Fr. • HS  
Valdosta, Ga. (Lowndes)  
Journalism

2010 — Did not play in season opener vs. Arkansas State.



**WADE  
CHRISTOPHER** #36  
LB

6-1 • 223 • Sr. • 1L  
Vestavia Hills, Ala. (Vestavia Hills)  
Pre-Medicine

2010 — Did not play in season opener vs. Arkansas State.

### CHRISTOPHER'S CAREER DEFENSIVE STATS

YEAR	G/GS	TT	UT	AT	TFL-YDS	QBS-YDS	FF/FR	PD	I/YDS
2007	2/0	0	0	0	0.0-0	0.0-0	0/0	0	0/0
2009	6/0	2	0	2	0.0-0	0.0-0	0/0	0	0/0
2010	0/0	0	0	0	0.0-0	0.0-0	0/0	0	0/0
<b>TOTALS</b>	<b>8/0</b>	<b>0</b>	<b>0</b>	<b>2</b>	<b>0.0-0</b>	<b>0.0-0</b>	<b>0/0</b>	<b>0</b>	<b>0/0</b>

# The Players

## CHRISTOPHER'S GAME-BY-GAME DEFENSIVE STATS

DATE	OPPONENT	TT	UT	AT	TFL-YDS	QBS-YDS
9/5/09	LOUISIANA TECH	1	0	1	0.0-0	0.0-0
9/12/09	MISSISSIPPI STATE	0	0	0	0.0-0	0.0-0
9/19/09	WEST VIRGINIA				DID NOT PLAY	
9/26/09	BALL STATE	1	0	1	0.0-0	0.0-0
10/3/09	at Tennessee	0	0	0	0.0-0	0.0-0
10/10/09	at Arkansas	0	0	0	0.0-0	0.0-0
10/17/09	KENTUCKY				DID NOT PLAY	
10/24/09	at LSU				DID NOT PLAY	
10/31/09	OLE MISS				DID NOT PLAY	
11/7/09	FURMAN	0	0	0	0.0-0	0.0-0
11/14/09	at Georgia				DID NOT PLAY	
11/27/09	ALABAMA				DID NOT PLAY	
1/1/10	Northwestern (Outback)				DID NOT PLAY	

DATE	OPPONENT	TT	UT	AT	TFL-YDS	QBS-YDS
9/4/10	ARKANSAS STATE				DID NOT PLAY	
9/9/10	at Mississippi State				DID NOT PLAY	
9/18/10	CLEMSON				DID NOT PLAY	
9/25/10	SOUTH CAROLINA				DID NOT PLAY	
10/2/10	LOUISIANA-MONROE				DID NOT PLAY	
10/9/10	at Kentucky				DID NOT PLAY	
10/16/10	ARKANSAS				DID NOT PLAY	
10/23/10	LSU				DID NOT PLAY	
10/30/10	at Ole Miss				DID NOT PLAY	
11/6/10	CHATTANOOGA				DID NOT PLAY	
11/13/10	GEORGIA				DID NOT PLAY	
11/26/10	at Alabama				DID NOT PLAY	




**STEVEN  
CLARK**

**#30  
P**

6-5 • 232 • Fr. • HS  
Kansas City, Mo. (Park Hill)  
Exercise Science

2010 — Did not play in season opener vs. Arkansas State.



**ZACH  
CLAYTON**

**#98  
DL**

6-3 • 296 • Sr. • 3L  
Opelika, Ala. (Opelika)  
Agriculture Business & Economics

2010 — Started season opener vs. Arkansas State and recorded one tackle and one QB hurry.

## CLAYTON'S CAREER DEFENSIVE STATS

YEAR	G/GS	TT	UT	AT	TFL-YDS	QBS-YDS	FF/FR	PD	I-YDS
2007	10/0	8	4	4	0.5-2	0.0-0	0/0	0	0-0
2008	11/1	22	16	6	7.5-40	4.5-35	0/0	0	0-0
2009	6/0	7	3	4	1.0-5	0.0-0	0/0	0	0-0
2010	1/0	1	0	1	0.0-0	0.0-0	0/0	0	0-0
<b>Totals</b>	<b>28/1</b>	<b>38</b>	<b>23</b>	<b>15</b>	<b>9.0-47</b>	<b>4.5-35</b>	<b>0/0</b>	<b>0</b>	<b>0-0</b>

## CLAYTON'S GAME-BY-GAME DEFENSIVE STATS

DATE	OPPONENT	TT	UT	AT	TFL-YDS	QBS-YDS
9/1/07	KANSAS STATE				DID NOT PLAY	
9/8/07	SOUTH FLORIDA				DID NOT PLAY	
9/15/07	MISSISSIPPI STATE	0	0	0	0.0-0	0.0-0
9/22/07	NEW MEXICO STATE	3	0	3	0.5-2	0.0-0
9/29/07	at Florida	0	0	0	0.0-0	0.0-0
10/6/07	VANDERBILT	2	1	1	0.0-0	0.0-0
10/13/07	at Arkansas	0	0	0	0.0-0	0.0-0
10/20/07	at LSU	0	0	0	0.0-0	0.0-0
10/27/07	OLE MISS	0	0	0	0.0-0	0.0-0
11/03/07	TENNESSEE TECH	3	3	0	0.0-0	0.0-0
11/10/07	at Georgia				DID NOT PLAY	
11/24/07	ALABAMA	0	0	0	0.0-0	0.0-0
12/31/07	Clemson (Chick-fil-A)	0	0	0	0.0-0	0.0-0

DATE	OPPONENT	TT	UT	AT	TFL-YDS	QBS-YDS
8/30/08	LOUISIANA-MONROE	2	2	0	2.0-4	0-0
9/6/08	SOUTHERN MISS	1	1	0	1.0-6	1.0-6
9/13/08	at Mississippi State	2	2	0	0.0-0	0.0-0
9/20/08	LSU	1	1	0	0.0-0	0.0-0
9/27/08	TENNESSEE				DID NOT PLAY	
10/4/08	at Vanderbilt	4	4	0	2.0-11	1.0-10
10/11/08	ARKANSAS	1	0	1	0.0-0	0.0-0
10/23/08	at West Virginia	2	2	0	1.0-15	1.0-15
11/1/08	at Ole Miss	5	2	3	0.5-1	0.5-1
11/8/08	* TENNESSEE-MARTIN	1	0	1	0.0-0	0.0-0
11/15/08	GEORGIA	0	0	0	0.0-0	0.0-0
11/29/08	at Alabama	3	2	1	1.0-3	1.0-3

DATE	OPPONENT	TT	UT	AT	TFL-YDS	QBS-YDS
9/5/09	LOUISIANA TECH				DID NOT PLAY	
9/12/09	MISSISSIPPI STATE	3	1	2	0.0-0	0.0-0
9/19/09	WEST VIRGINIA	1	1	0	0.0-0	0.0-0
9/26/09	BALL STATE	2	1	1	1.0-5	0.0-0
10/3/09	at Tennessee				DID NOT PLAY	
10/10/09	at Arkansas				DID NOT PLAY	
10/17/09	KENTUCKY				DID NOT PLAY	
10/24/09	at LSU	0	0	0	0.0-0	0.0-0
10/31/09	OLE MISS				DID NOT PLAY	
11/7/09	FURMAN				DID NOT PLAY	
11/14/09	at Georgia	0	0	0	0.0-0	0.0-0
11/27/09	ALABAMA	1	0	1	0.0-0	0.0-0
1/1/10	Northwestern (Outback)				DID NOT PLAY	

DATE	OPPONENT	TT	UT	AT	TFL-YDS	QBS-YDS
9/4/10	* ARKANSAS STATE	1	0	1	0.0-0	0.0-0
9/9/10	at Mississippi State				DID NOT PLAY	
9/18/10	CLEMSON				DID NOT PLAY	
9/25/10	SOUTH CAROLINA				DID NOT PLAY	
10/2/10	LOUISIANA-MONROE				DID NOT PLAY	
10/9/10	at Kentucky				DID NOT PLAY	
10/16/10	ARKANSAS				DID NOT PLAY	
10/23/10	LSU				DID NOT PLAY	
10/30/10	at Ole Miss				DID NOT PLAY	
11/6/10	CHATTANOOGA				DID NOT PLAY	
11/13/10	GEORGIA				DID NOT PLAY	
11/26/10	at Alabama				DID NOT PLAY	

# The Players



**DREW** #20  
**COLE** DB

5-11 • 190 • Jr. • 2L  
Picayune, Miss. (HS)  
Finance

2010 — Saw playing time but did not record a tackle in season opener vs. Arkansas State.

### COLE'S CAREER DEFENSIVE STATS

YEAR	G/GS	TT	UT	AT	TFL-YDS	QBS-YDS	FF/FR	PD	I/YDS
2008	11/0	3	1	2	0.0-0	0.0-0	0/0	0	0-0
2009	4/0	3	2	1	0.0-0	0.0-0	0/0	0	0-0
2010	1/0	0	0	0	0.0-0	0.0-0	0/0	0	0-0
<b>Totals</b>	<b>16/0</b>	<b>6</b>	<b>3</b>	<b>3</b>	<b>0.0-0</b>	<b>0.0-0</b>	<b>0/0</b>	<b>0</b>	<b>0-0</b>

### COLE'S GAME-BY-GAME DEFENSIVE STATS

DATE	OPPONENT	TT	UT	AT	TFL-YDS	QBS-YDS
8/30/08	LOUISIANA-MONROE	2	0	2	0.0-0	0.0-0
9/6/08	SOUTHERN MISS	1	1	0	0.0-0	0.0-0
9/13/08	MISSISSIPPI STATE	0	0	0	0.0-0	0.0-0
9/20/08	LSU	0	0	0	0.0-0	0.0-0
9/27/08	TENNESSEE	DID NOT PLAY				
10/4/08	at Vanderbilt	0	0	0	0.0-0	0.0-0
10/11/08	ARKANSAS	0	0	0	0.0-0	0.0-0
10/23/08	at West Virginia	0	0	0	0.0-0	0.0-0
11/1/08	at Ole Miss	0	0	0	0.0-0	0.0-0
11/8/08	TENNESSEE-MARTIN	0	0	0	0.0-0	0.0-0
11/15/08	GEORGIA	0	0	0	0.0-0	0.0-0
11/29/08	at Alabama	0	0	0	0.0-0	0.0-0

DATE	OPPONENT	TT	UT	AT	TFL-YDS	QBS-YDS
9/5/09	LOUISIANA TECH	2	1	1	0.0-0	0.0-0
9/12/09	MISSISSIPPI STATE	0	0	0	0.0-0	0.0-0
9/19/09	WEST VIRGINIA	DID NOT PLAY				
9/26/09	BALL STATE	DID NOT PLAY				
10/3/09	at Tennessee	DID NOT PLAY				
10/10/09	at Arkansas	DID NOT PLAY				
10/17/09	KENTUCKY	DID NOT PLAY				
10/24/09	at LSU	DID NOT PLAY				
10/31/09	OLE MISS	DID NOT PLAY				
11/7/09	FURMAN	DID NOT PLAY				
11/14/09	at Georgia	DID NOT PLAY				
11/27/09	ALABAMA	0	0	0	0.0-0	0.0-0
1/1/10	Northwestern (Outback)	1	1	0	0.0-0	0.0-0


DATE	OPPONENT	TT	UT	AT	TFL-YDS	QBS-YDS
9/4/10	ARKANSAS STATE	0	0	0	0.0-0	0.0-0
9/9/10	at Mississippi State					
9/18/10	CLEMSON					
9/25/10	SOUTH CAROLINA					
10/2/10	LOUISIANA-MONROE					
10/9/10	at Kentucky					
10/16/10	ARKANSAS					
10/23/10	LSU					
10/30/10	at Ole Miss					
11/6/10	CHATTANOOGA					
11/13/10	GEORGIA					
11/26/10	at Alabama					



**JARED** #79  
**COOPER** OL

6-4 • 300 • Jr. • 1L  
Brewton, Ala. (W.S. Neal)  
History in Education

2010 — Did no play in season opener vs. Arkansas State.



**JESSEL** #33  
**CURRY** LB

6-1 • 214 • Fr. • HS  
Buford, Ga. (Buford)  
Pre-Nursing Science

2010 — Recorded four tackles with one QB hurry in season opener vs. Arkansas State.

### CURRY'S CAREER DEFENSIVE STATS


YEAR	G/GS	TT	UT	AT	TFL-YDS	QBS-YDS	FF/FR	PD	I/YDS
2010	1/0	4	1	3	0.0-0	0.0-0	0/0	0	0/0

### CURRY'S GAME-BY-GAME DEFENSIVE STATS

DATE	OPPONENT	TT	UT	AT	TFL-YDS	QBS-YDS
9/4/10	ARKANSAS STATE	4	1	3	0.0-0	0.0-0
9/9/10	at Mississippi State					
9/18/10	CLEMSON					
9/25/10	SOUTH CAROLINA					
10/2/10	LOUISIANA-MONROE					
10/9/10	at Kentucky					
10/16/10	ARKANSAS					
10/23/10	LSU					
10/30/10	at Ole Miss					
11/6/10	CHATTANOOGA					
11/13/10	GEORGIA					
11/26/10	at Alabama					



# The Players



**CHRIS  
DAVIS**

**#3  
CB**

5-10 • 182 • Fr. • HS  
Birmingham, Ala. (Woodlawn)  
Pre-Business


2010 — Saw playing time in season opener vs. Arkansas State, registering two solo tackles.

### DAVIS' CAREER DEFENSIVE STATS

YEAR	G/GS	TT	UT	AT	TFL-YDS	QBS-YDS	FF/FR	PD	I/YDS
2010	1/0	2	2	0	0.0-0	0.0-0	0/0	0	0/0

### DAVIS' GAME-BY-GAME DEFENSIVE STATS

DATE	OPPONENT	TT	UT	AT	PD	INT-YDS
9/4/10	ARKANSAS STATE	2	2	0	0	0-0
9/9/10	at Mississippi State					
9/18/10	CLEMSON					
9/25/10	SOUTH CAROLINA					
10/2/10	LOUISIANA-MONROE					
10/9/10	at Kentucky					
10/16/10	ARKANSAS					
10/23/10	LSU					
10/30/10	at Ole Miss					
11/6/10	CHATTANOOGA					
11/13/10	GEORGIA					
11/26/10	at Alabama					




**JUSTIN  
DELAINE**

**#52  
DE**

6-5 • 232 • Fr. • HS  
Linden, Ala. (Linden)  
Undecided

2010 — Did not play in season opener vs. Arkansas State.



**MICHAEL  
DYER**

**#5  
RB**

5-9 • 215 • Fr. • HS  
Little Rock, Ark. (Little Rock Christian Academy)  
Pre-Business

2010 — Carried the 14 times for 95 yards, to lead all running backs, with a touch-down in season opener vs. Arkansas State ... TD run came from 2-yards out and had a long run of 20 yards vs. ASU ... Also had one catch for 9 yards vs. ASU.

### DYER'S CAREER RUSHING STATS

YEAR	G/GS	NO	YDS	AVG	TD	LP/OPPONENT
2010	1/0	14	95	6.8	1	20/Arkansas State

### DYER'S GAME-BY-GAME RUSHING STATS

DATE	OPPONENT	ATT	YDS	Avg.	TD	TD Runs
9/4/10	ARKANSAS STATE	14	95	6.8	1	2
9/9/10	at Mississippi State					
9/18/10	CLEMSON					
9/25/10	SOUTH CAROLINA					
10/2/10	LOUISIANA-MONROE					
10/9/10	at Kentucky					
10/16/10	ARKANSAS					
10/23/10	LSU					
10/30/10	at Ole Miss					
11/6/10	CHATTANOOGA					
11/13/10	GEORGIA					
11/26/10	at Alabama					




**BART  
EDDINS**

**#53  
OL**

6-4 • 304 • Sr. • 3L  
Montgomery, Ala. (Trinity Presbyterian)  
Agriculture Economics

CAREER — Has appeared in 27 games with one start.

2010 — Saw limited snaps in season opener vs. Arkansas State.



**NOSA  
EGUAE**

**#94  
DL**

6-2 • 258 • RFr. • RS  
Mansfield, Texas (Summit)  
Liberal Arts

2010 — In season opener vs. Arkansas State, totaled two tackles with half a TFL.

### EGUAE'S CAREER DEFENSIVE STATS

YEAR	G/GS	TT	UT	AT	TFL-YDS	QBS-YDS	FF/FR	PD	I/YDS
2010	1/0	2	1	1	0.5-0	0.0-0	0/0	0	0/0

### EGUAE'S GAME-BY-GAME DEFENSIVE STATS

DATE	OPPONENT	TT	UT	AT	TFL-YDS	QBS-YDS
9/4/10	ARKANSAS STATE	2	1	1	0.5-0	0.0-0
9/9/10	at Mississippi State					
9/18/10	CLEMSON					
9/25/10	SOUTH CAROLINA					
10/2/10	LOUISIANA-MONROE					
10/9/10	at Kentucky					
10/16/10	ARKANSAS					
10/23/10	LSU					
10/30/10	at Ole Miss					
11/6/10	CHATTANOOGA					
11/13/10	GEORGIA					
11/26/10	at Alabama					

# The Players



**ZAC** #4  
**ETHERIDGE** SS

6-0 • 213 • Sr. • 3L  
Troy, Ala. (Charles Henderson)  
Graduate

**CAREER** — Has started the last 25 consecutive games he has played, missing only the last four games of 2009 due to injury.

**2010** — *Second-Team Preseason All-SEC as voted by members of the media ...* Started season opener vs. Arkansas State and recorded four tackles with three solo stops.

## ETHERIDGE'S CAREER DEFENSIVE STATS

YEAR	G/GS	TT	UT	AT	TFL-YDS	QBS-YDS	FF/FR	PD	INT-YDS
2006	3/0	0	0	0	0.0-0	0.0-0	0/0	0	0-0
2007	12/12	65	39	26	1.5-7	0.5-6	2/1	5	0-0
2008	12/12	75	38	37	1.5-6	0.0-0	0/0	4	1-0
2009	9/9	52	35	17	3.5-11	0.0-0	2/1	1	0-0
2010	1/1	4	3	1	0.0-0	0.0-0	0/0	0	0-0
<b>TOTALS</b>	<b>37/34</b>	<b>196</b>	<b>115</b>	<b>81</b>	<b>6.5-24</b>	<b>0.5-6</b>	<b>4/2</b>	<b>10</b>	<b>1-0</b>

## ETHERIDGE'S CAREER GAME HIGH STATS

	No.	Opponent	Date
Tackles	11	vs. Alabama	11/29/08
Interceptions	1	vs. Southern Miss	9/06/08

## ETHERIDGE'S GAME-BY-GAME DEFENSIVE STATS

DATE	OPPONENT	TT	UT	AT	PD	INT-YDS
9/1/07	* KANSAS STATE	8	6	2	1	0-0
9/8/07	* SOUTH FLORIDA	6	3	3	1	0-0
9/15/07	* MISSISSIPPI STATE	4	1	3	0	0-0
9/22/07	* NEW MEXICO STATE	5	4	1	1	0-0
9/29/07	* at Florida	6	3	3	0	0
10/6/07	* VANDERBILT	4	2	2	0	0-0
10/13/07	* at Arkansas	3	1	2	1	0-0
10/20/07	* at LSU	6	5	1	0	0-0
10/27/07	* OLE MISS	4	2	2	0	0-0
11/3/07	TENNESSEE TECH					DID NOT PLAY
11/10/07	* at Georgia	5	3	2	1	0-0
11/24/07	* ALABAMA	6	3	3	0	0-0
12/31/07	vs. Clemson (Chick-fil-A)	8	6	2	0	0-0

DATE	OPPONENT	TT	UT	AT	PD	INT-YDS
8/30/08	* LOUISIANA-MONROE	3	2	1	0	0-0
9/6/08	* SOUTHERN MISS	5	2	3	0	1-0
9/13/08	* at Mississippi State	1	1	0	1	0-0
9/20/08	* LSU	8	3	5	0	0-0
9/27/08	* TENNESSEE	6	2	4	0	0-0
10/4/08	* at Vanderbilt	8	5	3	0	0-0
10/11/08	* ARKANSAS	3	2	1	1	0-0
10/23/08	* at West Virginia	5	4	1	0	0-0
11/1/08	* at Ole Miss	10	5	5	0	0-0
11/8/08	* TENNESSEE-MARTIN	6	4	2	1	0-0
11/15/08	* GEORGIA	9	5	4	0	0-0
11/29/08	* at Alabama	11	4	7	0	0-0

DATE	OPPONENT	TT	UT	AT	PD	INT-YDS
9/5/09	* LOUISIANA TECH	8	6	2	0	0-0
9/12/09	* MISSISSIPPI STATE	8	6	2	0	0-0
9/19/09	* WEST VIRGINIA	3	2	1	0	0-0
9/26/09	* BALL STATE	3	1	2	0	0-0
10/3/09	* at Tennessee	6	5	1	0	0-0
10/10/09	* at Arkansas	7	6	1	1	0-0
10/17/09	* KENTUCKY	7	5	2	0	0-0
10/24/09	* at LSU	7	3	4	0	0-0
10/31/09	* OLE MISS	3	1	2	0	0-0
11/7/09	FURMAN					DID NOT PLAY
11/14/09	at Georgia					DID NOT PLAY
11/27/09	ALABAMA					DID NOT PLAY
11/1/10	Northwestern (Outback)					DID NOT PLAY

DATE	OPPONENT	TT	UT	AT	PD	INT-YDS
9/4/10	* ARKANSAS STATE	4	3	1	0	0-0
9/9/10	at Mississippi State					
9/18/10	CLEMSON					
9/25/10	SOUTH CAROLINA					
10/2/10	LOUISIANA-MONROE					
10/9/10	at Kentucky					
10/16/10	ARKANSAS					
10/23/10	LSU					
10/30/10	at Ole Miss					
11/6/10	CHATTANOOGA					
11/13/10	GEORGIA					
11/26/10	at Alabama					



**JONATHAN** #35  
**EVANS** LB

5-11 • 230 • So. • 1L  
Prichard, Ala. (Mattie T. Blount)  
Liberal Arts

**2010** — In season opener vs. Arkansas State, totaled four tackles with a pair of solo stops.

## EVANS' CAREER DEFENSIVE STATS

YEAR	G/GS	TT	UT	AT	TFL-YDS	QBS-YDS	FF/FR	PD	I/YDS
2009	13/1	28	21	7	0.5-1	0.0-0	0/0	0	0/0
2010	1/0	4	2	2	0.0-0	0.0-0	0/0	0	0/0
<b>TOTALS</b>	<b>14/1</b>	<b>32</b>	<b>23</b>	<b>9</b>	<b>0.5-1</b>	<b>0.0-0</b>	<b>0/0</b>	<b>0</b>	<b>0/0</b>

## EVANS' GAME-BY-GAME DEFENSIVE STATS

DATE	OPPONENT	TT	UT	AT	TFL-YDS	QBS-YDS
9/5/09	LOUISIANA TECH	1	0	1	0.0-0	0.0-0
9/12/09	MISSISSIPPI STATE	1	0	1	0.0-0	0.0-0
9/19/09	WEST VIRGINIA	0	0	0	0.0-0	0.0-0
9/26/09	BALL STATE	2	2	0	0.0-0	0.0-0
10/3/09	at Tennessee	2	2	0	0.0-0	0.0-0
10/10/09	at Arkansas	2	1	1	0.0-0	0.0-0
10/17/09	KENTUCKY	1	0	1	0.0-0	0.0-0
10/24/09	at LSU	1	0	1	0.0-0	0.0-0
10/31/09	OLE MISS	1	1	0	0.0-0	0.0-0
11/7/09	FURMAN	5	5	0	0.0-0	0.0-0
11/14/09	at Georgia	4	2	2	0.5-1	0.0-0
11/27/09	* ALABAMA	8	8	0	0.0-0	0.0-0
11/1/10	Northwestern (Outback)	0	0	0	0.0-0	0.0-0

# The Players

DATE	OPPONENT	TT	UT	AT	TFL-YDS	QBS-YDS
9/4/10	ARKANSAS STATE	4	2	2	0.0-0	0.0-0
9/9/10	at Mississippi State					
9/18/10	CLEMSON					
9/25/10	SOUTH CAROLINA					
10/2/10	LOUISIANA-MONROE					
10/9/10	at Kentucky					
10/16/10	ARKANSAS					
10/23/10	LSU					
10/30/10	at Ole Miss					
11/6/10	CHATTANOOGA					
11/13/10	GEORGIA					
11/26/10	at Alabama					



**MARIO FANNIN** **#27**  
**RB**

5-11 • 228 • Sr. • 3L  
Hampton, Ga. (Lovejoy)  
Graduate

**CAREER** — Has caught a pass in 16 consecutive games dating back to versus UGA (11/15/08) ... AU career leader in receptions and receiving yards by a running back ... Is one catch shy of moving into tie for 15th-place in AU career receptions ... Has nine career receiving TD's, averaging 36.7 yards per scoring catch.

**2010** — *Second-Team Preseason All-SEC as voted by members of the media ... Doak Walker Award candidate* ... In season opener vs. Arkansas State, recording seven offensive touches and scoring two TD's ... Rushed three times for 14 yards and hauled in four passes for 65 yards and two scores vs. ASU markings first career multi-TD receiving game.

## FANNIN'S CAREER RUSHING STATS

YEAR	G/GS	NO	YDS	AVG	TD	LP/OPPONENT
2006	3/0	0	0	0.0	0	--
2007	13/2	84	448	5.3	5	67/New Mexico State
2008	12/3	54	238	4.4	1	35/Georgia
2009	13/7	34	285	8.4	0	32/Tennessee
2010	1/0	3	14	4.7	0	7/Arkansas State
<b>TOTALS</b>	<b>42/12</b>	<b>175</b>	<b>985</b>	<b>5.6</b>	<b>6</b>	<b>67/New Mexico State</b>

## FANNIN'S CAREER RECEIVING STATS

YEAR	G/GS	NO	YDS	AVG	TD	LP/OPPONENT
2006	3/0	0	0	0.0	0	--
2007	13/2	18	176	9.8	2	22/Clemson
2008	12/3	20	223	11.2	2	52/Georgia
2009	13/7	42	413	9.8	3	82/West Virginia
2010	1/0	4	65	16.3	2	38/Arkansas State
<b>TOTALS</b>	<b>42/12</b>	<b>84</b>	<b>877</b>	<b>10.4</b>	<b>9</b>	<b>82/West Virginia</b>

## FANNIN'S CAREER KOR STATS

YEAR	G	NO	YDS	AVG	TD	LP/OPPONENT
2006	3/0	0	0	0.0	0	--
2007	13/2	19	399	21.0	0	40/Mississippi State
2008	12/3	11	248	22.5	0	69/West Virginia
2009	13/7	14	297	21.2	0	35/Furman
2010	1/0	0	0	0.0	0	--
<b>TOTALS</b>	<b>42/12</b>	<b>44</b>	<b>944</b>	<b>21.5</b>	<b>0</b>	<b>69/West Virginia</b>

## FANNIN'S CAREER GAME HIGH STATS

	No.	Opponent	Date
Rush Attempts	15	New Mexico State	9/22/07
Rush Yards	103	New Mexico State	9/22/07
Rush TDs	3	New Mexico State	9/22/07
Receptions	8	Louisiana Tech	9/5/09
Rec. Yards	82	2x (last vs. West Virginia)	9/19/09
Kickoff Returns	5	Mississippi State	9/15/07
Kick Ret. Yds.	110	Mississippi State	9/15/07



**NICK FAIRLEY** **#90**  
**DL**

6-5 • 298 • Jr. • 1L  
Mobile, Ala. (Copiah-Lincoln CC)  
Philosophy

**2010** — Started season opener vs. Arkansas State and registered 1.5 sacks (minus 8 yards) and four total tackles.

## FAIRLEY'S CAREER DEFENSIVE STATS

YEAR	G/GS	TT	UT	AT	TFL-YDS	QBS-YDS	FF/FR	PD	I/YDS
2009	13/2	28	14	14	3.5-20	1.5-15	0/1	0	0/0
2010	1/1	4	1	3	1.5-8	1.5-8	0/0	0	0/0
<b>TOTALS</b>	<b>14/3</b>	<b>32</b>	<b>15</b>	<b>17</b>	<b>5.0-28</b>	<b>3.0-23</b>	<b>0/1</b>	<b>0</b>	<b>0/0</b>

## FAIRLEY'S GAME-BY-GAME DEFENSIVE STATS

DATE	OPPONENT	TT	UT	AT	TFL-YDS	QBS-YDS
9/5/09	* LOUISIANA TECH	5	2	3	0.5-0	0.0-0
9/12/09	MISSISSIPPI STATE	0	0	0	0.0-0	0.0-0
9/19/09	WEST VIRGINIA	3	1	2	0.5-3	0.0-0
9/26/09	BALL STATE	1	1	0	0.0-0	0.0-0
10/3/09	at Tennessee	1	0	1	0.0-0	0.0-0
10/10/09	at Arkansas	3	1	2	0.0-0	0.0-0
10/17/09	KENTUCKY	1	1	0	1.0-2	0.0-0
10/24/09	at LSU	1	0	1	0.0-0	0.0-0
10/31/09	OLE MISS	1	0	1	0.0-0	0.0-0
11/7/09	FURMAN	1	0	1	0.0-0	0.0-0
11/14/09	at Georgia	2	2	0	1.0-14	1.0-14
11/27/09	ALABAMA	4	1	3	0.5-1	0.5-1
1/1/10	* Northwestern (Outback)	5	5	0	0.0-0	0.0-0

DATE	OPPONENT	TT	UT	AT	TFL-YDS	QBS-YDS
9/4/10	* ARKANSAS STATE	4	1	3	1.5-8	1.5-8
9/9/10	at Mississippi State					
9/18/10	CLEMSON					
9/25/10	SOUTH CAROLINA					
10/2/10	LOUISIANA-MONROE					
10/9/10	at Kentucky					
10/16/10	ARKANSAS					
10/23/10	LSU					
10/30/10	at Ole Miss					
11/6/10	CHATTANOOGA					
11/13/10	GEORGIA					
11/26/10	at Alabama					

# The Players

## FANNIN'S GAME-BY-GAME RUSHING STATS

DATE	OPPONENT	ATT	YDS	Avg.	TD	TD Runs
9/1/07	KANSAS STATE	0	0	0.0	0	---
9/8/07	SOUTH FLORIDA	14	62	4.4	1	4
9/15/07	MISSISSIPPI STATE	7	40	5.7	0	---
9/22/07	NEW MEXICO STATE	15	103	6.9	3	1, 5, 67
9/29/07	at Florida	13	62	4.8	0	---
10/6/07	* VANDERBILT	11	54	4.9	1	22
10/13/07	at Arkansas	3	9	3.0	0	---
10/20/07	at LSU	0	0	0.0	0	---
10/27/07	OLE MISS	4	48	12.0	0	---
11/3/07	TENNESSEE TECH	14	52	3.7	0	---
11/10/07	at Georgia	0	0	0.0	0	---
11/24/07	ALABAMA	0	0	0.0	0	---
12/31/07	* vs. Clemson (Chick-fil-A)	3	18	6.0	0	---

DATE	OPPONENT	ATT	YDS	Avg.	TD	TD Runs
8/30/08	LOUISIANA-MONROE	2	21	10.5	0	---
9/6/08	SOUTHERN MISS	1	3	3.0	0	---
9/13/08	* at Mississippi State	1	12	12.0	0	---
9/20/08	LSU	0	0	0.0	0	---
9/27/08	TENNESSEE	4	18	4.5	0	---
10/4/08	at Vanderbilt	3	8	2.7	0	---
10/11/08	ARKANSAS	1	4	4.0	0	---
10/23/08	at West Virginia	8	29	3.6	0	---
11/1/08	at Ole Miss	5	11	2.2	0	---
11/8/08	TENNESSEE-MARTIN	13	45	3.5	0	---
11/15/08	* GEORGIA	8	59	7.4	1	35
11/29/08	* at Alabama	8	28	3.5	0	---

DATE	OPPONENT	ATT	YDS	Avg.	TD	TD Runs
9/5/09	* LOUISIANA TECH	0	0	0.0	0	---
9/12/09	MISSISSIPPI STATE	9	75	8.3	0	--
9/19/09	WEST VIRGINIA	1	0	0.0	0	--
9/26/09	* BALL STATE	0	0	0.0	0	--
10/3/09	* at Tennessee	1	32	32.0	0	--
10/10/09	at Arkansas	0	0	0.0	0	--
10/17/09	KENTUCKY	2	-1	-0.5	0	--
10/24/09	* at LSU	6	56	9.3	0	--
10/31/09	* OLE MISS	6	35	5.8	0	--
11/7/09	* FURMAN	6	60	10.0	0	--
11/14/09	at Georgia	0	0	0.0	0	--
11/27/09	* ALABAMA	1	14	14.0	0	--
1/1/10	Northwestern (Outback)	2	14	7.0	0	--

DATE	OPPONENT	ATT	YDS	Avg.	TD	TD Runs
9/4/10	ARKANSAS STATE	3	14	4.7	0	--
9/9/10	at Mississippi State					
9/18/10	CLEMSON					
9/25/10	SOUTH CAROLINA					
10/2/10	LOUISIANA-MONROE					
10/9/10	at Kentucky					
10/16/10	ARKANSAS					
10/23/10	LSU					
10/30/10	at Ole Miss					
11/6/10	CHATTANOOGA					
11/13/10	GEORGIA					
11/26/10	at Alabama					

## FANNIN'S GAME-BY-GAME RECEIVING STATS

DATE	OPPONENT	REC	YDS	AVG	TD	TD REC
9/1/07	KANSAS STATE	0	0	0.0	0	---
9/8/07	SOUTH FLORIDA	0	0	0.0	0	---
9/15/07	MISSISSIPPI STATE	1	16	16.0	0	---
9/22/07	NEW MEXICO STATE	1	8	8.0	0	---
9/29/07	at Florida	0	0	0.0	0	---
10/6/07	* VANDERBILT	3	26	8.7	0	---
10/13/07	at Arkansas	1	0	0.0	0	---
10/20/07	at LSU	1	9	9.0	0	---
10/27/07	OLE MISS	2	29	14.5	0	---
11/3/07	TENNESSEE TECH	1	9	9.0	0	---
11/10/07	at Georgia	2	14	7.0	1	12
11/24/07	ALABAMA	1	12	12.0	0	---
12/31/07	* vs. Clemson (Chick-fil-A)	5	53	10.6	1	22

DATE	OPPONENT	REC	YDS	AVG	TD	TD REC
8/30/08	LOUISIANA-MONROE	1	0	0	0	---
9/6/08	SOUTHERN MISS	3	22	7.3	0	---
9/13/08	* at Mississippi State	1	2	2.0	0	---
9/20/08	LSU	0	0	0.0	0	---
9/27/08	TENNESSEE	3	29	9.7	0	---
10/4/08	at Vanderbilt	3	56	18.7	1	28
10/11/08	ARKANSAS	0	0	0.0	0	---
10/23/08	at West Virginia	0	0	0.0	0	---
11/1/08	at Ole Miss	2	22	11.0	0	---
11/8/08	TENNESSEE-MARTIN	0	0	0.0	0	---
11/15/08	* GEORGIA	3	48	12.0	1	52
11/29/08	* at Alabama	3	44	14.7	0	---

DATE	OPPONENT	REC	YDS	AVG	TD	TD REC
9/5/09	* LOUISIANA TECH	8	82	10.3	0	--
9/12/09	MISSISSIPPI STATE	1	3	3.0	0	--
9/19/09	WEST VIRGINIA	1	82	82.0	1	82
9/26/09	* BALL STATE	3	55	18.3	1	36
10/3/09	* at Tennessee	6	25	4.2	0	--
10/10/09	at Arkansas	2	-1	-0.5	0	--
10/17/09	KENTUCKY	2	9	4.5	0	--
10/24/09	* at LSU	1	0	0.0	0	--
10/31/09	* OLE MISS	3	35	11.7	0	--
11/7/09	* FURMAN	2	38	19.0	1	24
11/14/09	at Georgia	6	55	9.2	0	--
11/27/09	* ALABAMA	4	20	5.0	0	--
1/1/10	Northwestern (Outback)	3	10	4.3	0	--

DATE	OPPONENT	REC	YDS	AVG	TD	TD REC
9/4/10	ARKANSAS STATE	4	65	16.3	2	36, 38
9/9/10	at Mississippi State					
9/18/10	CLEMSON					
9/25/10	SOUTH CAROLINA					
10/2/10	LOUISIANA-MONROE					
10/9/10	at Kentucky					
10/16/10	ARKANSAS					
10/23/10	LSU					
10/30/10	at Ole Miss					
11/6/10	CHATTANOOGA					
11/13/10	GEORGIA					
11/26/10	at Alabama					

## FANNIN'S GAME-BY-GAME TOTAL OFFENSE STATS

DATE	OPPONENT	REC - TDs	PASS - TDs	RUSH - TDs	TOTAL - TDs
9/1/07	KANSAS STATE	0 - 0	0 - 0	0 - 0	0 - 0
9/8/07	SOUTH FLORIDA	0 - 0	0 - 0	62 - 1	62 - 1
9/15/07	MISSISSIPPI STATE	16 - 0	0 - 0	40 - 0	56 - 0
9/22/07	NEW MEXICO STATE	8 - 0	0 - 0	103 - 3	111 - 3
9/29/07	at Florida	0 - 0	0 - 0	62 - 0	62 - 0
10/6/07	* VANDERBILT	26 - 0	0 - 0	54 - 1	80 - 1
10/13/07	at Arkansas	0 - 0	0 - 0	9 - 0	9 - 0
10/20/07	at LSU	9 - 0	0 - 0	0 - 0	9 - 0
10/27/07	OLE MISS	29 - 0	0 - 0	48 - 0	77 - 0
11/3/07	TENNESSEE TECH	9 - 0	0 - 0	52 - 0	61 - 0
11/10/07	at Georgia	14 - 1	0 - 0	0 - 0	14 - 1
11/24/07	ALABAMA	12 - 0	0 - 0	0 - 0	12 - 0
12/31/07	* vs. Clemson (Chick-fil-A)	53 - 1	0 - 0	18 - 0	71 - 1

DATE	OPPONENT	REC - TDs	PASS - TDs	RUSH - TDs	TOTAL - TDs
8/30/08	LOUISIANA-MONROE	0 - 0	0 - 0	21 - 0	21 - 0
9/6/08	SOUTHER MISS	22 - 0	0 - 0	3 - 0	25 - 0
9/13/08	* at Mississippi State	2 - 0	0 - 0	12 - 0	14 - 0
9/20/08	LSU	0 - 0	0 - 0	0 - 0	0 - 0
9/27/08	TENNESSEE	29 - 0	0 - 0	18 - 0	47 - 0
10/4/08	at Vanderbilt	56 - 1	0 - 0	8 - 0	64 - 1
10/11/08	ARKANSAS	0 - 0	0 - 0	4 - 0	4 - 0
10/23/08	at West Virginia	0 - 0	0 - 0	29 - 0	29 - 0
11/1/08	at Ole Miss	22 - 0	0 - 0	11 - 0	33 - 0
11/8/08	TENNESSEE-MARTIN	0 - 0	0 - 0	45 - 0	45 - 0
11/15/08	* GEORGIA	48 - 1	0 - 0	59 - 1	107 - 2
11/29/08	* at Alabama	44 - 0	0 - 0	28 - 0	72 - 0

# The Players

DATE	OPPONENT	REC - TDs	PASS - TDs	RUSH - TDs	TOTAL - TDs
9/5/09	* LOUISIANA TECH	82 - 0	0 - 0	0 - 0	82 - 0
9/12/09	MISSISSIPPI STATE	3 - 0	0 - 0	75 - 0	78 - 0
9/19/09	WEST VIRGINIA	82 - 1	0 - 0	0 - 0	82 - 1
9/26/09	* BALL STATE	55 - 1	0 - 0	0 - 0	55 - 1
10/3/09	* at Tennessee	25 - 0	0 - 0	32 - 0	57 - 0
10/10/09	at Arkansas	-1 - 0	0 - 0	0 - 0	-1 - 0
10/17/09	KENTUCKY	9 - 0	0 - 0	-1 - 0	8 - 0
10/24/09	* at LSU	0 - 0	0 - 0	56 - 0	56 - 0
10/31/09	* OLE MISS	35 - 0	0 - 0	35 - 0	70 - 0
11/7/09	* FURMAN	38 - 1	0 - 0	60 - 0	98 - 1
11/14/09	at Georgia	55 - 0	0 - 0	0 - 0	55 - 0
11/27/09	* ALABAMA	20 - 0	0 - 0	14 - 0	34 - 0
1/1/10	Northwestern (Outback)	10 - 0	0 - 0	14 - 0	24 - 0

DATE	OPPONENT	REC - TDs	PASS - TDs	RUSH - TDs	TOTAL - TDs
9/4/10	ARKANSAS STATE	65 - 2	0 - 0	14 - 0	79 - 2
9/9/10	at Mississippi State				
9/18/10	CLEMSON				
9/25/10	SOUTH CAROLINA				
10/2/10	LOUISIANA-MONROE				
10/9/10	at Kentucky				
10/16/10	ARKANSAS				
10/23/10	LSU				
10/30/10	at Ole Miss				
11/6/10	CHATTANOOGA				
11/13/10	GEORGIA				
11/26/10	at Alabama				

## FORD'S GAME-BY-GAME DEFENSIVE STATS

DATE	OPPONENT	TT	UT	AT	TFL-YDS	QBS-YDS
9/5/09	LOUISIANA TECH	1	0	1	0.0-0	0.0-0
9/12/09	MISSISSIPPI STATE	1	1	0	0.0-0	0.0-0
9/19/09	WEST VIRGINIA	0	0	0	0.0-0	0.0-0
9/26/09	BALL STATE	4	1	3	1.5-11	1.0-10
10/3/09	at Tennessee	0	0	0	0.0-0	0.0-0
10/10/09	at Arkansas	2	0	2	0.0-0	0.0-0
10/17/09	KENTUCKY	0	0	0	0.0-0	0.0-0
10/24/09	at LSU	0	0	0	0.0-0	0.0-0
10/31/09	OLE MISS	0	0	0	0.0-0	0.0-0
11/7/09	FURMAN	4	3	1	1.0-6	0.0-0
11/14/09	at Georgia	0	0	0	0.0-0	0.0-0
11/27/09	ALABAMA	0	0	0	0.0-0	0.0-0
1/1/10	Northwestern (Outback)	0	0	0	0.0-0	0.0-0

DATE	OPPONENT	TT	UT	AT	TFL-YDS	QBS-YDS
9/4/10	ARKANSAS STATE	0	0	0	0.0-0	0.0-0
9/9/10	at Mississippi State					
9/18/10	CLEMSON					
9/25/10	SOUTH CAROLINA					
10/2/10	LOUISIANA-MONROE					
10/9/10	at Kentucky					
10/16/10	ARKANSAS					
10/23/10	LSU					
10/30/10	at Ole Miss					
11/6/10	CHATTANOOGA					
11/13/10	GEORGIA					
11/26/10	at Alabama					



**TUNDE** #65

**FARIYIKE** OL

6-2 • 330 • Fr. • HS  
Thomaston, Ga. (Upson-Lee)  
Science & Math

2010 — Did not play in season openers vs. Arkansas State.



**ELTORO** #21

**FREEMAN** LB

5-11 • 225 • Jr. • 1L  
Alexander City, Ala. (Miss. Gulf Coast CC)  
Exercise Science


2010 — Started season opener vs. Arkansas State and registered six tackles with a TFL (minus 4 yards) and one QB hurry.

## FREEMAN'S CAREER DEFENSIVE STATS

YEAR	G/GS	TT	UT	AT	TFL-YDS	QBS-YDS	FF/FR	PD	I/YDS
2009	10/7	31	15	16	2.0-12	1.0-10	0/0	0	0/0
2010	1/1	6	3	3	1.0-4	0.0-0	0/0	0	0/0
<b>TOTALS</b>	<b>11/8</b>	<b>37</b>	<b>18</b>	<b>19</b>	<b>3.0-16</b>	<b>1.0-10</b>	<b>0/0</b>	<b>0</b>	<b>0/0</b>

## FREEMAN'S GAME-BY-GAME DEFENSIVE STATS

DATE	OPPONENT	TT	UT	AT	TFL-YDS	QBS-YDS
9/5/09	LOUISIANA TECH				DID NOT PLAY	
9/12/09	MISSISSIPPI STATE	6	2	4	0.0-0	0.0-0
9/19/09	* WEST VIRGINIA	1	1	0	0.0-0	0.0-0
9/26/09	* BALL STATE	0	0	0	0.0-0	0.0-0
10/3/09	* at Tennessee	0	0	0	0.0-0	0.0-0
10/10/09	at Arkansas				DID NOT PLAY	
10/17/09	KENTUCKY	0	0	0	0.0-0	0.0-0
10/24/09	* at LSU	12	5	7	2.0-12	1.0-10
10/31/09	* OLE MISS	9	6	3	0.0-0	0.0-0
11/7/09	* FURMAN	0	0	0	0.0-0	0.0-0
11/14/09	* at Georgia	2	0	2	0.0-0	0.0-0
11/27/09	ALABAMA				DID NOT PLAY	
1/1/10	Northwestern (Outback)	1	1	0	0.0-0	0.0-0



**DEE** #95

**FORD** DE

6-4 • 233 • So. • 1L  
Odenville, Ala. (St. Clair County)  
Undecided


2010 — Saw playing time in season opener vs. Arkansas State but did not record a tackle.

## FORD'S CAREER DEFENSIVE STATS

YEAR	G/GS	TT	UT	AT	TFL-YDS	QBS-YDS	FF/FR	PD	I/YDS
2009	13/0	12	5	7	2.5-17	1.0-10	0/0	1	1/3
2010	1/0	0	0	0	0.0-0	0.0-0	0/0	0	0/0
<b>TOTALS</b>	<b>14/0</b>	<b>12</b>	<b>5</b>	<b>7</b>	<b>2.5-17</b>	<b>1.0-10</b>	<b>0/0</b>	<b>1</b>	<b>1/3</b>

# The Players


DATE	OPPONENT	TT	UT	AT	TFL-YDS	QBS-YDS
9/4/10	* ARKANSAS STATE	6	3	3	1.0-4	0.0-0
9/9/10	at Mississippi State					
9/18/10	CLEMSON					
9/25/10	SOUTH CAROLINA					
10/2/10	LOUISIANA-MONROE					
10/9/10	at Kentucky					
10/16/10	ARKANSAS					
10/23/10	LSU					
10/30/10	at Ole Miss					
11/6/10	CHATTANOOGA					
11/13/10	GEORGIA					
11/26/10	at Alabama					



**ROSZELL** #78  
**GAYDEN** OL

6-6 • 315 • Jr. • JC  
New Hope, Minn. (College of Sequoias/Robbinsdale Cooper)  
Philosophy

2010 — Did not play in season opener vs. Arkansas State.



**HARRIS** #58  
**GASTON** LB

6-1 • 231 • RFr. • RS  
Birmingham, Ala. (Bessemer Academy)  
Liberal Arts

2010 — Saw playing but did not record a tackle in season opener vs. Arkansas State.


## GASTON'S CAREER DEFENSIVE STATS

YEAR	G/GS	TT	UT	AT	TFL-YDS	QBS-YDS	FF/FR	PD	I/YDS
2009	4/0	9	3	6	0.0-0	0.0-0	0/0	0	0/0
2010	1/0	0	0	0	0.0-0	0.0-0	0/0	0	0/0
<b>TOTALS</b>	<b>5/0</b>	<b>9</b>	<b>3</b>	<b>6</b>	<b>0.0-0</b>	<b>0.0-0</b>	<b>0/0</b>	<b>0</b>	<b>0/0</b>

## GASTON'S GAME-BY-GAME DEFENSIVE STATS

DATE	OPPONENT	TT	UT	AT	TFL-YDS	QBS-YDS
9/5/09	LOUISIANA TECH	1	1	0	0.0-0	0.0-0
9/12/09	MISSISSIPPI STATE	1	1	0	0.0-0	0.0-0
9/19/09	WEST VIRGINIA	1	0	1	0.0-0	0.0-0
9/26/09	BALL STATE	6	1	5	0.0-0	0.0-0
10/3/09	at Tennessee				DID NOT PLAY	
10/10/09	at Arkansas				DID NOT PLAY	
10/17/09	KENTUCKY				DID NOT PLAY	
10/24/09	at LSU				DID NOT PLAY	
10/31/09	OLE MISS				DID NOT PLAY	
11/7/09	FURMAN				DID NOT PLAY	
11/14/09	at Georgia				DID NOT PLAY	
11/27/09	ALABAMA				DID NOT PLAY	
1/1/10	Northwestern (Outback)				DID NOT PLAY	

DATE	OPPONENT	TT	UT	AT	TFL-YDS	QBS-YDS
9/4/10	ARKANSAS STATE	0	0	0	0.0-0	0.0-0
9/9/10	at Mississippi State					
9/18/10	CLEMSON					
9/25/10	SOUTH CAROLINA					
10/2/10	LOUISIANA-MONROE					
10/9/10	at Kentucky					
10/16/10	ARKANSAS					
10/23/10	LSU					
10/30/10	at Ole Miss					
11/6/10	CHATTANOOGA					
11/13/10	GEORGIA					
11/26/10	at Alabama					



**MICHAEL** #49  
**GOGGANS** DE

6-3 • 261 • Sr. • 3L  
Alexander City, Ala. (Benjamin Russell)  
Public Administration

2010 — Started season opener vs. Arkansas State and totaled one tackle.

## GOGGANS'S CAREER DEFENSIVE STATS

YEAR	G/GS	TT	UT	AT	TFL-YDS	QBS-YDS	FF/FR	PD	I/YDS
2007	12/0	9	4	5	2.0-3	1.0-2	0/1	0	0-0
2008	12/12	27	16	11	4.0-12	0.0-0	0/1	0	0-0
2009	13/6	23	12	12	2.5-6	1.0-2	0/0	2	0-0
2010	1/1	1	0	1	0.0-0	0.0-0	0/0	0	0-0
<b>TOTALS</b>	<b>38/19</b>	<b>61</b>	<b>32</b>	<b>29</b>	<b>8.5-21</b>	<b>2.0-4</b>	<b>0/2</b>	<b>2</b>	<b>0-0</b>

## GOGGANS'S CAREER GAME HIGH STATS

	No.	Opponent	Date
Tackles	6	vs. Alabama	11/29/08
Tackles for loss	2.0	2x, (last vs. Arkansas)	11/29/08
Sacks	1.0	2x (last vs. Mississippi State)	9/12/09

## GOGGANS'S GAME-BY-GAME DEFENSIVE STATS

DATE	OPPONENT	TT	UT	AT	TFL-YDS	QBS-YDS
9/1/07	KANSAS STATE	0	0	0	0.0-0	0.0-0
9/8/07	SOUTH FLORIDA	1	1	0	0.0-0	0.0-0
9/15/07	MISSISSIPPI STATE	0	0	0	0.0-0	0.0-0
9/22/07	NEW MEXICO STATE	0	0	0	0.0-0	0.0-0
9/29/07	at Florida	1	0	1	0.0-0	0.0-0
10/6/07	VANDERBILT	4	2	2	2.0-3	1.0-2
10/13/07	at Arkansas	0	0	0	0.0-0	0.0-0
10/20/07	at LSU	0	0	0	0.0-0	0.0-0
10/27/07	OLE MISS	1	0	1	0.0-0	0.0-0
11/3/07	TENNESSEE TECH	1	1	0	0.0-0	0.0-0
11/10/07	at Georgia	1	0	1	0.0-0	0.0-0
11/24/07	ALABAMA	0	0	0	0.0-0	0.0-0
12/31/07	vs. Clemson (Chick-fil-A)	0	0	0	0.0-0	0.0-0

DATE	OPPONENT	TT	UT	AT	TFL-YDS	QBS-YDS
8/30/08	* LOUISIANA-MONROE	2	1	1	0.0-0	0.0-0
9/6/08	* SOUTHERN MISS	4	4	0	1.0-2	0.0-0
9/13/08	* at Mississippi State	3	2	1	1.0-3	0.0-0
9/20/08	* LSU	1	1	0	0.0-0	0.0-0
9/27/08	* TENNESSEE	3	0	3	0.0-0	0.0-0
10/4/08	* at Vanderbilt	1	1	0	0.0-0	0.0-0
10/11/08	* ARKANSAS	0	0	0	0.0-0	0.0-0
10/23/08	* at West Virginia	3	1	2	0.0-0	0.0-0
11/1/08	* at Ole Miss	2	2	0	0.0-0	0.0-0
11/8/08	* TENNESSEE-MARTIN	0	0	0	0.0-0	0.0-0
11/15/08	* GEORGIA	2	0	2	0.0-0	0.0-0
11/29/08	* at Alabama	6	4	2	2.0-7	0.0-0

# The Players

DATE	OPPONENT	TT	UT	AT	TFL-YDS	QBS-YDS
9/5/09	* LOUISIANA TECH	2	1	1	0.0-0	0.0-0
9/12/09	* MISSISSIPPI STATE	4	1	3	1.0-2	1.0-2
9/19/09	* WEST VIRGINIA	3	2	1	0.0-0	0.0-0
9/26/09	* BALL STATE	4	2	2	0.0-0	0.0-0
10/3/09	* at Tennessee	2	1	1	1.0-3	0.0-0
10/10/09	* at Arkansas	2	0	2	0.5-1	0.0-0
10/17/09	KENTUCKY	1	1	0	0.0-0	0.0-0
10/24/09	at LSU	2	0	2	0.0-0	0.0-0
10/31/09	OLE MISS	0	0	0	0.0-0	0.0-0
11/7/09	FURMAN	1	1	0	0.0-0	0.0-0
11/14/09	at Georgia	0	0	0	0.0-0	0.0-0
11/27/09	ALABAMA	1	1	0	0.0-0	0.0-0
1/1/10	Northwestern (Outback)	1	1	0	0.0-0	0.0-0

DATE	OPPONENT	TT	UT	AT	TFL-YDS	QBS-YDS
9/4/10	* ARKANSAS STATE	1	0	1	0.0-0	0.0-0
9/9/10	at Mississippi State					
9/18/10	CLEMSON					
9/25/10	SOUTH CAROLINA					
10/2/10	LOUISIANA-MONROE					
10/9/10	at Kentucky					
10/16/10	ARKANSAS					
10/23/10	LSU					
10/30/10	at Ole Miss					
11/6/10	CHATTANOOGA					
11/13/10	GEORGIA					
11/26/10	at Alabama					



**A.J.  
GREENE** #77  
**OL**

6-5 • 291 • Jr. • SQ  
Madison, Tenn. (Brentwood Academy)  
Anthropology

**CAREER** — Has appeared in four games with one start.

**2010** — Made first career start in season opener vs. Arkansas State ... Was part of o-line that totaled 608 yards of total offense vs. ASU.



**JOSH  
HARRIS** #61  
**DS**

6-1 • 230 • Jr. • 1L  
Carrollton, Ga. (Carrollton)  
Political Science


**2010** — Deep snapper on all field goal, PAT's and punts.



**JAKE  
HOLLAND** #5  
**LB**

6-1 • 231 • Fr. • HS  
Pelham, Ala. (Pelham)  
Pre-Building Science

**2010** — Did not play in season opener.



**ANTONIO  
GOODWIN** #6  
**WR**

6-1 • 173 • Fr. • HS  
Atlanta, Ga. (Booker T. Washington)  
Undecided

**2010** — Saw playing time in season opener but did not register a catch.

## GOODWIN'S CAREER RECEIVING STATS

YEAR	G/GS	NO	YDS	AVG	TD	LP/OPPONENT
2006	3/0	0	0	0.0	0	--

## GOODWIN'S GAME-BY-GAME RECEIVING STATS

DATE	OPPONENT	REC	YDS	AVG	TD	TD REC
9/4/10	ARKANSAS STATE	0	0	0.0	0	--
9/9/10	at Mississippi State					
9/18/10	CLEMSON					
9/25/10	SOUTH CAROLINA					
10/2/10	LOUISIANA-MONROE					
10/9/10	at Kentucky					
10/16/10	ARKANSAS					
10/23/10	LSU					
10/30/10	at Ole Miss					
11/6/10	CHATTANOOGA					
11/13/10	GEORGIA					
11/26/10	at Alabama					

# The Players



**DAVIS** #45  
**HOOPER** LB

6-0 • 207 • Jr. • SQ  
Montgomery, Ala. (Trinity Presbyterian)  
Finance

2010 — Carried five times for 15 yards in season opener vs. Arkansas State.

### HOOPER'S CAREER RUSHING STATS

YEAR	G/GS	NO	YDS	AVG	TD	LP/OPPONENT
2009	3/0	3	1	0.3	0	2/ Furman
2010	1/0	5	15	3.0	0	6/Arkansas State
<b>TOTALS</b>	<b>4/0</b>	<b>8</b>	<b>16</b>	<b>2.0</b>	<b>0</b>	<b>6/Arkansas State</b>

### HOOPER'S GAME-BY-GAME RUSHING STATS

DATE	OPPONENT	ATT	YDS	Avg.	TD	TD Runs
9/4/10	ARKANSAS STATE	5	15	3.0	0	--
9/9/10	at Mississippi State					
9/18/10	CLEMSON					
9/25/10	SOUTH CAROLINA					
10/2/10	LOUISIANA-MONROE					
10/9/10	at Kentucky					
10/16/10	ARKANSAS					
10/23/10	LSU					
10/30/10	at Ole Miss					
11/6/10	CHATTANOOGA					
11/13/10	GEORGIA					
11/26/10	at Alabama					



**CHRIS** #96  
**HUMPHRIES** LB

6-2 • 224 • So. • 1L  
Somerville, Ala. (Brewer)  
Agricultural Economics

2010 — Saw limited playing time in season opener vs. Arkansas State but did not record a tackle.




**BYRON** #57  
**ISOM** OL

6-3 • 302 • Sr. • 3L  
Jonesboro, Ga. (Lovejoy)  
Graduate

**CAREER** — Has started 19 games and appeared in 23.

2010 — Started season opener vs. Arkansas State and helped lead AU to 608 yards total offense ... Tigers rushed for 367 yards and allowed just one sack in 16 pass attempts.



**SHAUN** #4  
**KITCHENS** WR

6-3 • 217 • Fr. • HS  
College Park, Ga. (Banneker)  
Pre-Radio/Television/Film

2010 — Saw playing time but did not record a catch in season opener vs. Arkansas State.

### KITCHENS' CAREER RECEIVING STATS

YEAR	G/GS	NO	YDS	AVG	TD	LP/OPPONENT
2010	1/0	0	0	0.0	0	--

### KITCHENS' GAME-BY-GAME RECEIVING STATS

DATE	OPPONENT	REC	YDS	AVG	TD	TD REC
9/4/10	ARKANSAS STATE	0	0	0.0	0	--
9/9/10	at Mississippi State					
9/18/10	CLEMSON					
9/25/10	SOUTH CAROLINA					
10/2/10	LOUISIANA-MONROE					
10/9/10	at Kentucky					
10/16/10	ARKANSAS					
10/23/10	LSU					
10/30/10	at Ole Miss					
11/6/10	CHATTANOOGA					
11/13/10	GEORGIA					
11/26/10	at Alabama					



# The Players



**COREY** #55

**LEMONIER** DE

6-4 • 227 • Fr. • HS  
Hialeah, Fla. (Hialeah)  
Pre-Business

2010 — In season opener vs. Arkansas State, recored a pair of QB hurries and one tackle in limited action.

### LEMONIER'S CAREER DEFENSIVE STATS

YEAR	G/GS	TT	UT	AT	TFL-YDS	QBS-YDS	FF/FR	PD	I/YDS
2010	1/0	1	0	1	0.0-0	0.0-0	0/0	0	0/0

### LEMONIER'S GAME-BY-GAME DEFENSIVE STATS

DATE	OPPONENT	TT	UT	AT	TFL-YDS	QBS-YDS
9/4/10	ARKANSAS STATE	1	0	1	0.0-0	0.0-0
9/9/10	at Mississippi State					
9/18/10	CLEMSON					
9/25/10	SOUTH CAROLINA					
10/2/10	LOUISIANA-MONROE					
10/9/10	at Kentucky					
10/16/10	ARKANSAS					
10/23/10	LSU					
10/30/10	at Ole Miss					
11/6/10	CHATTANOOGA					
11/13/10	GEORGIA					
11/26/10	at Alabama					



**PHILIP** #43

**LUTZENKIRCHEN** TE

6-4 • 258 • So. • 1L  
Marietta, Ga. (Lassiter)  
Radio/Television/Film

CAREER — T-8th in AU history in TD catches for a freshman with two.

MISCELLANEOUS — Most letters in first and last name combined, 19, than any other Auburn football player in school history ... Joins Steve Christenberry (DB, 1983) as AU players with most letters in last name, 13.

2010 — Saw playing time but did not have a reception in season opener vs. Arkansas State.

### LUTZENKIRCHEN'S CAREER RECEIVING STATS

YEAR	G/GS	NO	YDS	AVG	TD	LP/OPPONENT
2009	13/1	5	66	13.2	2	21/Furman
2010	1/0	0	0	0.0	0	--
<b>TOTALS</b>	<b>14/1</b>	<b>5</b>	<b>66</b>	<b>13.2</b>	<b>2</b>	<b>21/Furman</b>

### LUTZENKIRCHEN'S GAME-BY-GAME RECEIVING STATS

DATE	OPPONENT	REC	YDS	AVG	TD	TD REC
9/5/09	LOUISIANA TECH	0	0	0.0	0	--
9/12/09	MISSISSIPPI STATE	1	13	13.0	1	13
9/19/09	WEST VIRGINIA	0	0	0.0	0	--
9/26/09	BALL STATE	1	14	14.0	0	--
10/3/09	at Tennessee	0	0	0.0	0	--
10/10/09	at Arkansas	0	0	0.0	0	--
10/17/09	KENTUCKY	0	0	0.0	0	--
10/24/09	at LSU	2	18	9.0	1	1
10/31/09	OLE MISS	0	0	0.0	0	--
11/7/09	* FURMAN	1	21	21.0	0	--
11/14/09	at Georgia	0	0	0.0	0	--
11/27/09	ALABAMA	0	0	0.0	0	--
1/1/10	Northwestern (Outback)	0	0	0.0	0	--

DATE	OPPONENT	REC	YDS	AVG	TD	TD REC
9/4/10	ARKANSAS STATE	0	0	0.0	0	--
9/9/10	at Mississippi State					
9/18/10	CLEMSON					
9/25/10	SOUTH CAROLINA					
10/2/10	LOUISIANA-MONROE					
10/9/10	at Kentucky					
10/16/10	ARKANSAS					
10/23/10	LSU					
10/30/10	at Ole Miss					
11/6/10	CHATTANOOGA					
11/13/10	GEORGIA					
11/26/10	at Alabama					




**ERIC** #60

**MACK** OL

6-3 • 361 • Fr. • HS  
St. Matthews, SC (Calhoun County)  
Undecided

2010 — Did not play in season opener vs. Arkansas State.



**ONTERIO** #23

**McCALEBB** RB

5-10 • 171 • So. • 1L  
Fort Meade, Fla. (Hargrave Military Academy)  
Liberal Arts

CAREER — Became the first AU freshman to ever rush for 100 yards or more in his first two games ... Is just the fourth AU freshman to rush for 100 yards or more in any two consecutive games (Carnell Williams in 2001, Darrell Williams in 1989 and Ron O'Neal in (1981) ... T-10th in rushing yardage for a freshman in AU history ... Became sixth AU freshman to rush for 500 yards in a season.

2010 — Started season opener vs. Arkansas State and rushed for 76 yards on nine carries with a long run of 35 yards.

### McCALEBB'S CAREER RUSHING STATS

YEAR	G/GS	NO	YDS	AVG	TD	LP/OPPONENT
2009	11/2	105	565	5.4	4	62/Ball State
2010	1/1	9	76	8.4	0	35/Arkansas State
<b>TOTALS</b>	<b>12/3</b>	<b>114</b>	<b>641</b>	<b>5.6</b>	<b>4</b>	<b>62/Ball State</b>

# The Players

## McCALEBB'S CAREER RECEIVING STATS

YEAR	G/GS	NO	YDS	AVG	TD	LP/OPPONENT
2009	11/2	6	58	9.7	0	24/Tennessee
2010	1/1	0	0	0.0	0	--
<b>TOTALS</b>	<b>12/3</b>	<b>6</b>	<b>58</b>	<b>9.7</b>	<b>0</b>	<b>24/Tennessee</b>

## McCALEBB'S GAME-BY-GAME RUSHING STATS

DATE	OPPONENT	ATT	YDS	Avg.	TD	TD Runs
9/5/09	LOUISIANA TECH	22	148	6.7	1	3
9/12/09	* MISSISSIPPI STATE	16	114	7.1	1	48
9/19/09	WEST VIRGINIA	8	20	2.5	0	--
9/26/09	BALL STATE	8	83	10.4	1	1
10/3/09	at Tennessee	13	51	3.9	0	--
10/10/09	at Arkansas	6	23	3.8	1	3
10/17/09	KENTUCKY	7	22	3.1	0	--
10/24/09	at LSU	3	3	1.0	0	--
10/31/09	OLE MISS					DID NOT PLAY
11/7/09	FURMAN					DID NOT PLAY
11/14/09	* at Georgia	11	60	5.5	0	--
11/27/09	ALABAMA	5	23	4.6	0	--
1/1/10	Northwestern (Outback)	6	18	3.0	0	--

DATE	OPPONENT	ATT	YDS	Avg.	TD	TD Runs
9/4/10	* ARKANSAS STATE	9	76	8.4	0	--
9/9/10	at Mississippi State					
9/18/10	CLEMSON					
9/25/10	SOUTH CAROLINA					
10/2/10	LOUISIANA-MONROE					
10/9/10	at Kentucky					
10/16/10	ARKANSAS					
10/23/10	LSU					
10/30/10	at Ole Miss					
11/6/10	CHATTANOOGA					
11/13/10	GEORGIA					
11/26/10	at Alabama					

## McCALEBB'S GAME-BY-GAME RECEIVING STATS


DATE	OPPONENT	REC	YDS	AVG	TD	TD REC
9/5/09	LOUISIANA TECH	0	0	0.0	0	--
9/12/09	* MISSISSIPPI STATE	0	0	0.0	0	--
9/19/09	WEST VIRGINIA	0	0	0.0	0	--
9/26/09	BALL STATE	1	-3	-3.0	0	--
10/3/09	at Tennessee	3	62	30.7	0	--
10/10/09	at Arkansas	0	0	0.0	0	--
10/17/09	KENTUCKY	1	2	2.0	0	--
10/24/09	at LSU	0	0	0.0	0	--
10/31/09	OLE MISS					DID NOT PLAY
11/7/09	FURMAN					DID NOT PLAY
11/14/09	* at Georgia	1	-3	-3.0	0	--
11/27/09	ALABAMA	0	0	0.0	0	--
1/1/10	* Northwestern (Outback)	0	0	0.0	0	--

DATE	OPPONENT	REC	YDS	AVG	TD	TD REC
9/4/10	* ARKANSAS STATE	0	0	0.0	0	--
9/9/10	at Mississippi State					
9/18/10	CLEMSON					
9/25/10	SOUTH CAROLINA					
10/2/10	LOUISIANA-MONROE					
10/9/10	at Kentucky					
10/16/10	ARKANSAS					
10/23/10	LSU					
10/30/10	at Ole Miss					
11/6/10	CHATTANOOGA					
11/13/10	GEORGIA					
11/26/10	at Alabama					

## McCALEBB'S GAME-BY-GAME ALL-PURPOSE YARDS

DATE	OPPONENT	REC - TDs	RUSH - TDs	KO - TDs	TOTAL - TDs
9/5/09	LOUISIANA TECH	0 - 0	148 - 1	49 - 0	197 - 1
9/12/09	* MISSISSIPPI STATE	0 - 0	114 - 1	81 - 0	195 - 1
9/19/09	WEST VIRGINIA	0 - 0	20 - 0	32 - 0	52 - 0
9/26/09	BALL STATE	-3 - 0	83 - 0	0 - 0	80 - 0
10/3/09	at Tennessee	62 - 0	51 - 0	91 - 0	204 - 0
10/10/09	at Arkansas	0 - 0	23 - 1	19 - 0	42 - 1
10/17/09	KENTUCKY	2 - 0	22 - 0	0 - 0	24 - 0
10/24/09	at LSU	0 - 0	3 - 0	0 - 0	3 - 0
10/31/09	OLE MISS				DID NOT PLAY
11/7/09	FURMAN				DID NOT PLAY
11/14/09	at Georgia	-3 - 0	60 - 0	0 - 0	57 - 0
11/27/09	ALABAMA	0 - 0	23 - 0	0 - 0	23 - 0
1/1/10	Northwestern (Outback)	0 - 0	18 - 0	0 - 0	18 - 0

DATE	OPPONENT	REC - TDs	RUSH - TDs	KO - TDs	TOTAL - TDs
9/4/10	* ARKANSAS STATE	0 - 0	76 - 0	0 - 0	76 - 0
9/9/10	at Mississippi State				
9/18/10	CLEMSON				
9/25/10	SOUTH CAROLINA				
10/2/10	LOUISIANA-MONROE				
10/9/10	at Kentucky				
10/16/10	ARKANSAS				
10/23/10	LSU				
10/30/10	at Ole Miss				
11/6/10	CHATTANOOGA				
11/13/10	GEORGIA				
11/26/10	at Alabama				



**DEMETRICE** #12

**McNEAL** DB

6-1 • 176 • Fr. • HS  
College Park, Ga. (Banneker)  
Human Sciences

2010 — Saw playing time in season opener vs. Arkansas State but did not record a tackle.

## McNEAL'S CAREER DEFENSIVE STATS

YEAR	G/GS	TT	UT	AT	TFL-YDS	QBS-YDS	FF/FR	PD	I/YDS
2010	1/0	0	0	0	0.0-0	0.0-0	0/0	0	0/0

## McNEAL'S GAME-BY-GAME DEFENSIVE STATS

DATE	OPPONENT	TT	UT	AT	PD	INT-YDS
9/4/10	ARKANSAS STATE	0	0	0	0	0-0
9/9/10	at Mississippi State					
9/18/10	CLEMSON					
9/25/10	SOUTH CAROLINA					
10/2/10	LOUISIANA-MONROE					
10/9/10	at Kentucky					
10/16/10	ARKANSAS					
10/23/10	LSU					
10/30/10	at Ole Miss					
11/6/10	CHATTANOOGA					
11/13/10	GEORGIA					
11/26/10	at Alabama					

# The Players



**MIKE** #26  
**McNEIL** S

6-2 • 208 • Jr. • 2L  
Mobile, Ala. (W.P. Davidson)  
Communications

2010 — Saw playing time in season opener vs. Arkansas State and recorded a pair of solo tackles with one PBU.

## McNEIL'S CAREER DEFENSIVE STATS

YEAR	G/GS	TT	UT	AT	TFL-YDS	QBS-YDS	FF/FR	PD	I/YDS
2007	13/0	35	22	13	0.5-1	0.0-0	0/0	0	0/0
2008	12/12	65	42	23	3.0-9	1.0-4	0/1	2	0/0
2009	DID NOT PLAY—INJURED								
2010	1/0	2	2	0	0.0-0	0.0-0	0/0	1	0/0
<b>TOTALS</b>	<b>26/12</b>	<b>102</b>	<b>66</b>	<b>36</b>	<b>3.5-10</b>	<b>1.0-4</b>	<b>0/1</b>	<b>3</b>	<b>0/0</b>

## McNEIL'S CAREER GAME HIGH STATS

	No.	Opponent	Date
Tackles	9	3x (last vs. Arkansas)	10/11/08

## McNEIL'S GAME-BY-GAME DEFENSIVE STATS

DATE	OPPONENT	TT	UT	AT	PD	INT-YDS
9/1/07	KANSAS STATE	1	0	1	0	0-0
9/8/07	SOUTH FLORIDA	9	4	5	0	0-0
9/15/07	MISSISSIPPI STATE	2	1	1	0	0-0
9/22/07	NEW MEXICO STATE	2	2	0	0	0-0
9/29/07	at Florida	3	3	0	0	0-0
10/6/07	VANDERBILT	4	2	2	0	0-0
10/13/07	at Arkansas	0	0	0	0	0-0
10/20/07	at LSU	5	3	2	0	0-0
10/27/07	OLE MISS	1	0	1	0	0-0
11/3/07	TENNESSEE TECH	6	4	2	0	0-0
11/10/07	at Georgia	0	0	0	0	0-0
11/24/07	ALABAMA	1	0	1	0	0-0
12/31/07	vs. Clemson (Chick-fil-A)	1	1	0	0	0-0

DATE	OPPONENT	TT	UT	AT	PD	INT-YDS
8/30/08	* LOUISIANA-MONROE	0	0	0	0	0-0
9/6/08	* SOUTHERN MISS	6	2	4	0	0-0
9/13/08	* MISSISSIPPI STATE	2	2	0	0	0-0
9/20/08	* LSU	8	7	1	0	0-0
9/27/08	* TENNESSEE	5	2	3	0	0-0
10/4/08	* at Vanderbilt	9	6	3	0	0-0
10/11/08	* ARKANSAS	9	5	4	0	0-0
10/23/08	* at West Virginia	4	3	1	0	0-0
11/1/08	* at Ole Miss	5	3	2	0	0-0
11/8/08	* TENNESSEE-MARTIN	6	5	1	2	0-0
11/15/08	* GEORGIA	6	3	3	0	0-0
11/29/08	* at Alabama	5	4	1	0	0-0

DATE	OPPONENT	TT	UT	AT	PD	INT-YDS
9/4/10	ARKANSAS STATE	2	2	0	0	0-0
9/9/10	at Mississippi State					
9/18/10	CLEMSON					
9/25/10	SOUTH CAROLINA					
10/2/10	LOUISIANA-MONROE					
10/9/10	at Kentucky					
10/16/10	ARKANSAS					
10/23/10	LSU					
10/30/10	at Ole Miss					
11/6/10	CHATTANOOGA					
11/13/10	GEORGIA					
11/26/10	at Alabama					



**IKEEM** #16  
**MEANS** DB

6-0 • 204 • So. • 1L  
Wetumpka, Ala. (Brewer)  
Pre-Engineering

2010 — Saw playing time but did not record a tackle in season opener vs. Arkansas State.

## MEAN'S CAREER DEFENSIVE STATS

YEAR	G/GS	TT	UT	AT	TFL-YDS	QBS-YDS	FF/FR	PD	I/YDS
2009	12/0	10	6	4	0.0-0	0.0-0	0/0	0	0/0
2010	1/0	0	0	0	0.0-0	0.0-0	0/0	0	0/0
<b>TOTALS</b>	<b>13/0</b>	<b>10</b>	<b>6</b>	<b>4</b>	<b>0.0-0</b>	<b>0.0-0</b>	<b>0/0</b>	<b>0</b>	<b>0/0</b>

## MEAN'S GAME-BY-GAME DEFENSIVE STATS

DATE	OPPONENT	TT	UT	AT	PD	INT-YDS
9/4/10	ARKANSAS STATE	0	0	0	0	0-0
9/9/10	at Mississippi State					
9/18/10	CLEMSON					
9/25/10	SOUTH CAROLINA					
10/2/10	LOUISIANA-MONROE					
10/9/10	at Kentucky					
10/16/10	ARKANSAS					
10/23/10	LSU					
10/30/10	at Ole Miss					
11/6/10	CHATTANOOGA					
11/13/10	GEORGIA					
11/26/10	at Alabama					



**ANTHONY** #8  
**MORGAN** DB

5-9 • 185 • So. • 1L  
Brantley, Ala. (Brantley)  
Liberal Arts

2010 — Saw limited snaps at defensive back in season opener vs. Arkansas State.

## MORGAN'S CAREER DEFENSIVE STATS

YEAR	G/GS	TT	UT	AT	TFL-YDS	QBS-YDS	FF/FR	PD	I/YDS
2010	1/0	0	0	0	0.0-0	0.0-0	0/0	0	0/0

## MORGAN'S GAME-BY-GAME DEFENSIVE STATS

DATE	OPPONENT	TT	UT	AT	PD	INT-YDS
9/4/10	ARKANSAS STATE	0	0	0	0	0-0
9/9/10	at Mississippi State					
9/18/10	CLEMSON					
9/25/10	SOUTH CAROLINA					
10/2/10	LOUISIANA-MONROE					
10/9/10	at Kentucky					
10/16/10	ARKANSAS					
10/23/10	LSU					
10/30/10	at Ole Miss					
11/6/10	CHATTANOOGA					
11/13/10	GEORGIA					
11/26/10	at Alabama					

# The Players



**CLINT MOSELEY** #15 QB  
 6-2 • 223 • RFr. • RS  
 Leroy, Ala. (Leroy)  
 Curriculum & Teaching

2010 — Did not play in season opener vs. Arkansas State.




**BRANDON MOSLEY** #75 OL  
 6-6 • 299 • Jr. • JC  
 Jefferson, GA (Coffeyville [KS]/Jefferson HS)  
 Public Administration

2010 — Saw playing time in season opener vs. Arkansas State as o-line paved way for 608 yards total offense for Tigers.



**DAKOTA MOSLEY** #48 TE  
 6-4 • 259 • Fr. • HS  
 Little Rock, Ark. (Little Rock Christian Academy)  
 Science & Math

2010 — Did not play in season opener vs. Arkansas State.



**CAMERON NEWTON** #2 QB  
 6-6 • 250 • Jr. • JC  
 College Park, GA (Westlake HS/Florida/Blinn JC)  
 Sociology

**CAREER** — Ran for second-most rushing yards by a QB with 171 on 15 attempts in season opener vs. Arkansas State ... Fell 43 yards short of tying record held by Bobby Hunt with 214 yards vs. Mississippi State in 1959 ... The 171 rushing yards was most by an AU player in their debut since RB Rudi Johnson rushed for 174 yards vs. Wyoming in 2000 ... The 71-yard rushing TD vs. Arkansas State was longest run from scrimmage for AU since 2005 and was the third-longest TD run in school history by a QB and

longest since 1976 ... The 357 yards total offense was most in season opener by an AU player since QB Patrick Nix's 369 yards in 1995.

**2010 — SEC Player of the Week (9/6)** ... In season opener vs. Arkansas State, set school record for rushing yards by a QB with 171 yards, accounted for five TD's and amassed 357 yards total offense ... Connected on 9-of-14 pass attempts for 186 yards with three scoring strikes ... Had TD throws of 36, 48 and 38 yards ... Also had scoring runs of 2 and 71 yards vs. ASU.

## NEWTON'S CAREER PASSING STATS

YEAR	G/GS	CMP	ATT	PCT	YDS	INT	TD	LP/OPPONENT
2007 (UF)	5/0	5	10	.500	40	0	0	14/Western Kentucky
2008 (UF)	1/0	1	2	.250	14	0	0	14/Hawaii
2010 (AU)	1/1	9	14	.643	186	0	3	48/Arkansas State
<b>Totals</b>	<b>7/1</b>	<b>15</b>	<b>26</b>	<b>.577</b>	<b>240</b>	<b>0</b>	<b>3</b>	<b>48/Arkansas State</b>

## NEWTON'S CAREER RUSHING STATS

YEAR	G/GS	NO	YDS	AVG	TD	LP/OPPONENT
2007 (UF)	5/0	16	103	6.4	3	24/Florida Atlantic
2008 (UF)	1/0	5	10	2.0	1	12/Hawaii
2010 (AU)	1/1	15	171	11.4	2	71/Arkansas State
<b>Totals</b>	<b>1/1</b>	<b>36</b>	<b>284</b>	<b>7.8</b>	<b>6</b>	<b>71/Arkansas State</b>

## NEWTON'S CAREER GAME HIGH STATS

	No.	Opponent	Date
Completions	9	Arkansas State	9/4/10
Pass Attempts	14	Arkansas State	9/4/10
Pass Yards	186	Arkansas State	9/4/10
Pass TDs	3	Arkansas State	9/4/10
Interceptions	0		
Rush Attempts	15	Arkansas State	9/4/10
Rush Yards	171	Arkansas State	9/4/10
Rush TDs	2	Arkansas State	9/4/10


## NEWTON'S GAME-BY-GAME PASSING STATS

DATE	OPPONENT	CMP	ATT	YDS	INT	TD	TD Pass
9/4/10	* ARKANSAS STATE	9	14	186	0	3	36, 48, 38
9/9/10	at Mississippi State						
9/18/10	CLEMSON						
9/25/10	SOUTH CAROLINA						
10/2/10	LOUISIANA-MONROE						
10/9/10	at Kentucky						
10/16/10	ARKANSAS						
10/23/10	LSU						
10/30/10	at Ole Miss						
11/6/10	CHATTANOOGA						
11/13/10	GEORGIA						
11/26/10	at Alabama						

## NEWTON'S GAME-BY-GAME PASSING STATS

DATE	OPPONENT	ATT	YDS	Avg.	TD	TD Runs
9/4/10	* ARKANSAS STATE	15	171	11.4	2	2, 71
9/9/10	at Mississippi State					
9/18/10	CLEMSON					
9/25/10	SOUTH CAROLINA					
10/2/10	LOUISIANA-MONROE					
10/9/10	at Kentucky					
10/16/10	ARKANSAS					
10/23/10	LSU					
10/30/10	at Ole Miss					
11/6/10	CHATTANOOGA					
11/13/10	GEORGIA					
11/26/10	at Alabama					

# The Players



**LADARIUS** #10  
**OWENS** LB

6-2 • 236 • Fr. • HS  
Bessemer, Ala. (Jess Lanier)  
Human Sciences

2010 — Did not play in season opener vs. Arkansas State.



**LADARIOUS** #37  
**PHILLIPS** RB

6-0 • 291 • Fr. • HS  
Roanoke, Ala. (Handley)  
Exercise Science

2010 — Did not play in season opener vs. Arkansas State.



**CODY** #36  
**PARKEY** K

6-0 • 184 • Fr. • HS  
Jupiter, Fla. (Jupiter)  
Pre-Business

2010 — Kicked off seven times for 424 yards, averaging 60.6 yards per kick in season opener vs. Arkansas State.



**PHILIP** #42  
**PIERRE-LOUIS** WR

5-8 • 150 • So. • SQ  
Ft. Lauderdale, Fla. (St. Thomas Aquinas)  
Pre-Business

2010 — Did not play in season opener vs. Arkansas State.



**ANDREW** #72  
**PARMER** OL

5-10 • 267 • So. • 1L  
Dalton, Ga. (Dalton)  
Business

2010 — Did not play in season opener vs. Arkansas State.



**RYAN** #50  
**PUGH** OL

6-4 • 297 • Sr. • 3L  
Hoover, Ala. (Hoover)  
Building Science

**CAREER** — Has started 32 games and appeared in 34.

2010 — *Coaches' Second-Team Preseason All-SEC ... Candidate for Lowe's Senior CLASS Award which is based on excellence in the community, classroom, character and competition ... Lombardi Award and Rimington Trophy watch list ...* Started season opener vs. Arkansas State as o-lined paved way for 608 yards total offense, including 367 yards rushing ... Part of o-line that allowed just one sack in 16 pass attempts.




**WOODY** #48  
**PARRAMORE** DB

5-8 • 183 • Sr. • SQ  
Montgomery, Ala. (Trinity Presbyterian)  
Mechanical Engineering

2010 — Did not play in season opener vs. Arkansas State.

# The Players



**TROVON** #1  
**REED** WR

6-0 • 181 • Fr. • HS  
Thibodaux, La. (Thibodaux)  
Liberal Arts

2010 — Did not play in season opener vs. Arkansas State.

### REED'S CAREER RECEIVING STATS

YEAR	G/GS	NO	YDS	AVG	TD	LP/OPPONENT
2010						

### REED'S CAREER RUSHING STATS


YEAR	G/GS	NO	YDS	AVG	TD	LP/OPPONENT
2010						

### REED'S GAME-BY-GAME RECEIVING STATS

DATE	OPPONENT	REC	YDS	AVG	TD	TD REC
9/4/10	ARKANSAS STATE					DID NOT PLAY
9/9/10	at Mississippi State					
9/18/10	CLEMSON					
9/25/10	SOUTH CAROLINA					
10/2/10	LOUISIANA-MONROE					
10/9/10	at Kentucky					
10/16/10	ARKANSAS					
10/23/10	LSU					
10/30/10	at Ole Miss					
11/6/10	CHATTANOOGA					
11/13/10	GEORGIA					
11/26/10	at Alabama					

### REED'S GAME-BY-GAME RUSHING STATS


DATE	OPPONENT	ATT	YDS	Avg.	TD	TD Runs
9/4/10	ARKANSAS STATE					DID NOT PLAY
9/9/10	at Mississippi State					
9/18/10	CLEMSON					
9/25/10	SOUTH CAROLINA					
10/2/10	LOUISIANA-MONROE					
10/9/10	at Kentucky					
10/16/10	ARKANSAS					
10/23/10	LSU					
10/30/10	at Ole Miss					
11/6/10	CHATTANOOGA					
11/13/10	GEORGIA					
11/26/10	at Alabama					



**ASHTON** #56  
**RICHARDSON** LB

6-0 • 190 • Jr. • 1L  
New Orleans, La. (St. Michael)  
Pre-Veterinary Medicine

2010 — Did not play in season opener vs. Arkansas State.



**CRAIG** #13  
**SANDERS** DE

6-4 • 248 • Fr. • HS  
Clio, Ala. (Ariton)  
Liberal Arts

2010 — Saw limited snaps in season opener vs. Arkansas State, totaling three solo tackles ... All three tackles came on special teams.

### SANDERS' CAREER DEFENSIVE STATS

YEAR	G/GS	TT	UT	AT	TFL-YDS	QBS-YDS	FF/FR	PD	I/YDS
2010	1/0	3	3	0	0.0-0	0.0-0	0/0	0	0/0

### SANDERS' GAME-BY-GAME DEFENSIVE STATS

DATE	OPPONENT	TT	UT	AT	TFL-YDS	QBS-YDS
9/4/10	ARKANSAS STATE	3	3	0	0.0-0	0.0-0
9/9/10	at Mississippi State					
9/18/10	CLEMSON					
9/25/10	SOUTH CAROLINA					
10/2/10	LOUISIANA-MONROE					
10/9/10	at Kentucky					
10/16/10	ARKANSAS					
10/23/10	LSU					
10/30/10	at Ole Miss					
11/6/10	CHATTANOOGA					
11/13/10	GEORGIA					
11/26/10	at Alabama					



**AIRON** #2  
**SAVAGE** DB

5-11 • 200 • Sr. • 2L  
Albany, Ga. (Westover)  
Graduate

2010 — Returned to the field after missing two seasons with injuries ... Started season opener vs. Arkansas State and finished second on Tigers with seven tackles ... Six tackles were solo ... Also had 1.0 TFL for minus 1 yard.

### SAVAGE'S CAREER DEFENSIVE STATS

YEAR	G/GS	TT	UT	AT	TFL-YDS	QBS-YDS	FF/FR	PD	I/YDS
2006	12/11	53	34	19	4.0-15	2.0-13	1/0	3	1/0
2007	7/3	26	18	8	2.0-1	0.0-0	0/1	0	0/0
2008									
2007									
2010	1/1	7	6	1	1.0-1	0.0-0	0/0	0	0/0
Totals	20/15	86	58	28	6.0-17	2.0-13	1/1	3	1/0

### SAVAGE'S CAREER GAME HIGH STATS

	No.	Opponent	Date
Tackles	11	Arkansas	10/7/06
Interceptions	1	Ole Miss	10/28/06

# The Players

## SAVAGE'S GAME-BY-GAME DEFENSIVE STATS

DATE	OPPONENT	TT	UT	AT	PD	INT-YDS
9/2/06	* WASHINGTON STATE	4	3	1	0	0-0
9/9/06	* at Mississippi State	0	0	0	0	0-0
9/16/06	* LSU	3	2	1	1	0-0
9/23/06	* BUFFALO	5	3	2	0	0-0
9/28/06	* at South Carolina	4	2	2	1	0-0
10/7/06	* ARKANSAS	11	6	5	1	0-0
10/14/06	* FLORIDA	4	2	2	0	0-0
10/21/06	TULANE	DID NOT PLAY				
10/28/06	* at Ole Miss	6	3	3	0	1-0
11/4/06	ARKANSAS STATE	1	1	0	0	0-0
11/11/06	* GEORGIA	8	7	1	0	0-0
11/18/06	* at Alabama	2	1	1	0	0-0
1/1/07	* vs. Nebraska (Cotton)	5	4	1	0	0-0

DATE	OPPONENT	TT	UT	AT	PD	INT-YDS
9/1/07	* KANSAS STATE	1	1	0	0	0-0
9/8/07	SOUTH FLORIDA	DID NOT PLAY				
9/15/07	MISSISSIPPI STATE	4	2	2	0	0-0
9/22/07	* NEW MEXICO STATE	7	4	3	0	0-0
9/29/07	* at Florida	5	5	0	0	0-0
10/6/07	VANDERBILT	DID NOT PLAY				
10/13/07	at Arkansas	DID NOT PLAY				
10/20/07	at LSU	DID NOT PLAY				
10/27/07	OLE MISS	DID NOT PLAY				
11/3/07	* TENNESSEE TECH	3	2	1	0	0-0
11/10/07	at Georgia	5	3	2	0	0-0
11/24/07	ALABAMA	1	1	0	0	0-0
12/31/07	vs. Clemson (Chick-fil-A)	DID NOT PLAY				

DATE	OPPONENT	TT	UT	AT	PD	INT-YDS
9/4/10	* ARKANSAS STATE	7	6	1	0	0-0
9/9/10	at Mississippi State					
9/18/10	CLEMSON					
9/25/10	SOUTH CAROLINA					
10/2/10	LOUISIANA-MONROE					
10/9/10	at Kentucky					
10/16/10	ARKANSAS					
10/23/10	LSU					
10/30/10	at Ole Miss					
11/6/10	CHATTANOOGA					
11/13/10	GEORGIA					
11/26/10	at Alabama					

## SHOEMAKER'S GAME-BY-GAME PUNTING STATS

DATE	OPPONENT	NO	YDS	AVG	IN20	Long
9/1/07	KANSAS STATE	6	256	42.7	2	53
9/8/07	SOUTH FLORIDA	2	105	52.5	0	53
9/15/07	MISSISSIPPI STATE	DID NOT PLAY				
9/22/07	NEW MEXICO STATE	1	62	62.0	0	6
9/29/07	at Florida	5	225	45.0	2	54
10/6/07	VANDERBILT	5	208	41.6	2	54
10/13/07	at Arkansas	3	113	37.7	0	46
10/20/07	at LSU	5	210	42.0	2	53
10/27/07	OLE MISS	3	129	43.0	2	58
11/3/07	TENNESSEE TECH	4	208	52.0	2	64
11/10/07	at Georgia	3	119	44.2	0	44
11/24/07	ALABAMA	4	136	34.0	2	47
12/31/07	vs. Clemson (Chick-fil-A)	8	309	38.6	2	53

DATE	OPPONENT	NO	YDS	AVG	IN20	Long
8/30/08	LOUISIANA-MONROE	DID NOT PLAY				
9/6/08	SOUTHERN MISSISSIPPI	DID NOT PLAY				
9/13/08	at Mississippi State	DID NOT PLAY				
9/20/08	LSU	7	248	35.4	2	51
9/27/08	TENNESSEE	DID NOT PLAY				
10/4/08	at Vanderbilt	DID NOT PLAY				
10/11/08	ARKANSAS	DID NOT PLAY				
10/23/08	at West Virginia	DID NOT PLAY				
11/1/08	at Ole Miss	DID NOT PLAY				
11/8/08	TENNESSEE-MARTIN	DID NOT PLAY				
11/15/08	GEORGIA	DID NOT PLAY				
11/29/08	at Alabama	DID NOT PLAY				

DATE	OPPONENT	NO	YDS	AVG	IN20	Long
9/4/10	ARKANSAS STATE	4	157	39.2	1	45
9/9/10	at Mississippi State					
9/18/10	CLEMSON					
9/25/10	SOUTH CAROLINA					
10/2/10	LOUISIANA-MONROE					
10/9/10	at Kentucky					
10/16/10	ARKANSAS					
10/23/10	LSU					
10/30/10	at Ole Miss					
11/6/10	CHATTANOOGA					
11/13/10	GEORGIA					
11/26/10	at Alabama					



**RYAN** #17  
**SHOEMAKER** P

6-0 • 177 • Sr. • 2L  
Birmingham, Ala. (Oak Mountain)  
Graduate



**CHAD** #62  
**SLADE** OL

6-5 • 316 • Fr. • HS  
Moody, Ala. (Moody)  
Liberal Arts

2010 — Did not play in season opener vs. Arkansas State.

2010 — Punted four times in season opener vs. Arkansas State, averaging 39.2 yards per punt ... Pinned one punt inside the 20-yard line and had long punt of 45 yards.

## SHOEMAKER'S CAREER PUNTING STATS

YEAR	G	NO	YDS	AVG	IN20	LP/OPPONENT
2007	12	49	2080	42.4	16	62/New Mexico State
2008	1	7	248	35.4	2	51/LSU
2008	0	0	0	0.0	0	---
2010	1	4	157	39.2	1	45/Arkansas State
<b>Totals</b>	<b>14</b>	<b>60</b>	<b>2485</b>	<b>41.4</b>	<b>19</b>	<b>62/New Mexico State</b>

## SHOEMAKER'S CAREER GAME HIGH STATS

	No.	Opponent	Date
Punts	8	Clemson	12/31/07
IN 20	2	9x (last vs. LSU)	9/20/08

# The Players



**ERIC  
SMITH**

**#32  
RB**

5-10 • 240 • Jr. • 2L  
Seffner, Fla. (Armwood HS)  
Sociology

2010 — Started season opener vs. Arkansas State but did not have a rushing attempt nor pass reception ... Returned one kickoff for 5 yards vs. ASU.

## SMITH'S CAREER RUSHING STATS

YEAR	G/GS	NO	YDS	AVG	TD	LP/OPPONENT
2008	12/1	21	83	4.0	0	19/Louisiana-Monroe
2009	11/7	20	99	4.9	1	18/Furman
2010	1/1	0	0	0.0	0	-
<b>TOTALS</b>	<b>24/9</b>	<b>41</b>	<b>182</b>	<b>4.4</b>	<b>1</b>	<b>19/Louisiana-Monroe</b>

## SMITH'S CAREER RECEIVING STATS

YEAR	G/GS	NO	YDS	AVG	TD	LP/OPPONENT
2008	12/1	2	3	1.5	0	2/Arkansas
2009	11/7	18	226	12.6	1	37/West Virginia
2010	1/1	0	0	0.0	0	-
<b>TOTALS</b>	<b>24/9</b>	<b>20</b>	<b>229</b>	<b>11.4</b>	<b>1</b>	<b>37/West Virginia</b>

## SMITH'S GAME-BY-GAME RECEIVING STATS

DATE	OPPONENT	REC	YDS	AVG	TD	TD REC
8/30/08	LOUISIANA-MONROE	0	0	0.0	0	--
9/6/08	* SOUTHERN MISS	1	1	1.0	0	--
9/13/09	at Mississippi State	0	0	0.0	0	--
9/20/09	LSU	0	0	0.0	0	--
9/27/08	TENNESSEE	0	0	0.0	0	--
10/4/08	at Vanderbilt	0	0	0.0	0	--
10/11/08	ARKANSAS	1	2	2.0	0	--
10/23/08	at West Virginia	0	0	0.0	0	--
11/1/08	at Ole Miss	0	0	0.0	0	--
11/8/08	TENNESSEE-MARTIN	0	0	0.0	0	--
11/15/08	GEORGIA	0	0	0.0	0	--
11/29/08	at Alabama	0	0	0.0	0	--

DATE	OPPONENT	REC	YDS	AVG	TD	TD REC
9/5/09	LOUISIANA TECH	DID NOT PLAY				
9/12/09	* MISSISSIPPI STATE	0	0	0.0	0	--
9/19/09	* WEST VIRGINIA	4	74	18.5	0	--
9/26/09	BALL STATE	0	0	0.0	0	--
10/3/09	at Tennessee	3	45	13.0	0	--
10/10/09	* at Arkansas	1	21	21.0	0	--
10/17/09	* KENTUCKY	1	3	3.0	0	--
10/24/09	at LSU	3	31	10.3	0	--
10/31/09	* OLE MISS	1	17	17.0	0	--
11/7/09	* FURMAN	4	34	8.5	0	--
11/14/09	* at Georgia	0	0	0.0	0	-
11/27/09	ALABAMA	1	1	1.0	1	1
1/1/10	Northwestern (Outback)	DID NOT PLAY				

DATE	OPPONENT	REC	YDS	AVG	TD	TD REC
9/4/10	* ARKANSAS STATE	0	0	0.0	0	--
9/9/10	at Mississippi State					
9/18/10	CLEMSON					
9/25/10	SOUTH CAROLINA					
10/2/10	LOUISIANA-MONROE					
10/9/10	at Kentucky					
10/16/10	ARKANSAS					
10/23/10	LSU					
10/30/10	at Ole Miss					
11/6/10	CHATTANOOGA					
11/13/10	GEORGIA					
11/26/10	at Alabama					

## SMITH'S GAME-BY-GAME RUSHING STATS

DATE	OPPONENT	ATT	YDS	Avg.	TD	TD Runs
8/30/08	LOUISIANA-MONROE	9	66	7.3	0	--
9/6/08	* SOUTHERN MISS	2	8	4.0	0	--
9/13/08	at Mississippi State	0	0	0.0	0	--
9/20/08	LSU	0	0	0.0	0	--
9/27/08	TENNESSEE	2	1	0.5	0	--
10/4/08	at Vanderbilt	0	0	0.0	0	--
10/11/08	ARKANSAS	0	0	0.0	0	--
10/23/08	at West Virginia	3	3	1.0	0	--
11/1/08	at Ole Miss	0	0	0.0	0	--
11/8/08	TENNESSEE-MARTIN	5	6	1.2	0	--
11/15/08	GEORGIA	0	0	0.0	0	--
11/29/08	at Alabama	0	0	0.0	0	--

DATE	OPPONENT	ATT	YDS	Avg.	TD	TD Runs
9/5/09	LOUISIANA TECH	DID NOT PLAY				
9/12/09	* MISSISSIPPI STATE	3	8	2.7	0	--
9/19/09	* WEST VIRGINIA	0	0	0.0	0	--
9/26/09	BALL STATE	7	47	6.7	0	--
10/3/09	at Tennessee	0	0	0.0	0	--
10/10/09	* at Arkansas	0	0	0.0	0	--
10/17/09	* KENTUCKY	0	0	0.0	0	--
10/24/09	at LSU	0	0	0.0	0	--
10/31/09	OLE MISS	0	0	0.0	0	--
11/7/09	* FURMAN	10	44	4.4	1	2
11/14/09	* at Georgia	0	0	0.0	0	--
11/27/09	ALABAMA	0	0	0.0	0	--
1/1/10	Northwestern (Outback)	DID NOT PLAY				

DATE	OPPONENT	ATT	YDS	Avg.	TD	TD Runs
9/4/10	* ARKANSAS STATE	0	0	0.0	0	--
9/9/10	at Mississippi State					
9/18/10	CLEMSON					
9/25/10	SOUTH CAROLINA					
10/2/10	LOUISIANA-MONROE					
10/9/10	at Kentucky					
10/16/10	ARKANSAS					
10/23/10	LSU					
10/30/10	at Ole Miss					
11/6/10	CHATTANOOGA					
11/13/10	GEORGIA					
11/26/10	at Alabama					



**RYAN  
SMITH**

**#24  
DB**

6-1 • 183 • Fr. • HS  
Cordova, Ala. (Cordova)  
Undecided

2010 — Saw limited snaps in season opener vs. Arkansas State but did not register a tackle.

## SMITH'S CAREER DEFENSIVE STATS


YEAR	G/GS	TT	UT	AT	TFL-YDS	QBS-YDS	FF/FR	PD	I/YDS
2010	1/0	0	0	0	0.0-0	0.0-0	0/0	0	0/0



# The Players

## SMITH'S GAME-BY-GAME DEFENSIVE STATS

DATE	OPPONENT	TT	UT	AT	PD	INT-YDS
9/4/10	ARKANSAS STATE	0	0	0	0	0-0
9/9/10	at Mississippi State					
9/18/10	CLEMSON					
9/25/10	SOUTH CAROLINA					
10/2/10	LOUISIANA-MONROE					
10/9/10	at Kentucky					
10/16/10	ARKANSAS					
10/23/10	LSU					
10/30/10	at Ole Miss					
11/6/10	CHATTANOOGA					
11/13/10	GEORGIA					
11/26/10	at Alabama					



**CRAIG STEVENS** #46  
LB

6-3 • 229 • Sr. • 3L  
Tallahassee, Fla. (Lincoln)  
Graduate

**CAREER** — Has started 26 consecutive games ... Three double-digit tackle performances, all in 2009.

**2010** — Named to Outland Trophy Watch List ... Coaches' Second-Team Preseason All-SEC ... First-Team Preseason All-SEC according to Phil Steele ... Named to Butkus Award watch list ... Did not play in season opener vs. Arkansas State.

## STEVENS' CAREER DEFENSIVE STATS

YEAR	G/GS	TT	UT	AT	TFL-YDS	QBS-YDS	FF/FR	PD	I/YDS
2006	3/0	6	3	3	1.0-1	0.0-0	0/0	0	0-0
2007	10/8	35	20	15	0.0-0	0.0-0	1/0	1	0-0
2008	12/12	54	31	23	0.5-1	0.0-0	0/1	2	0-0
2009	13/13	95	55	40	8.0-38	2.5-28	1/1	3	1-15
2010									
<b>TOTALS</b>	<b>38/33</b>	<b>190</b>	<b>109</b>	<b>81</b>	<b>9.5-40</b>	<b>2.5-58</b>	<b>2/2</b>	<b>6</b>	<b>1-15</b>

## STEVENS' CAREER GAME HIGH STATS

	No.	Opponent	Date
Tackles	12	Arkansas	10/10/09
Sacks	1.0	2x (last vs. Northwestern)	1/1/10
TFL	2.0	Mississippi State	9/12/09

## STEVENS' GAME-BY-GAME DEFENSIVE STATS

DATE	OPPONENT	TT	UT	AT	TFL-YDS	QBS-YDS
9/2/06	WASHINGTON STATE	0	0	0	0.0-0	0.0-0
9/9/06	at Mississippi State	5	3	2	1.0-1	0.0-0
9/16/06	LSU	1	0	1	0.0-0	0.0-0
9/23/06	BUFFALO					DID NOT PLAY
9/28/06	at South Carolina					DID NOT PLAY
10/7/06	at Arkansas					DID NOT PLAY
10/14/06	FLORIDA					DID NOT PLAY
10/21/06	TULANE					DID NOT PLAY
10/28/06	at Ole Miss					DID NOT PLAY
11/4/06	ARKANSAS STATE					DID NOT PLAY
11/11/06	GEORGIA					DID NOT PLAY
11/18/06	at Alabama					DID NOT PLAY
11/1/07	vs. Nebraska (Cotton)					DID NOT PLAY

DATE	OPPONENT	TT	UT	AT	TFL-YDS	QBS-YDS
9/1/07	KANSAS STATE	3	1	2	0.0-0	0-0
9/8/07	SOUTH FLORIDA	2	1	1	0.0-0	0-0
9/15/07	* MISSISSIPPI STATE	3	1	2	0.0-0	0-0
9/22/07	* NEW MEXICO STATE	6	3	3	0.0-0	0-0
9/29/07	* at Florida	4	2	2	0.0-0	0-0
10/6/07	* VANDERBILT	5	4	1	0.0-0	0-0
10/13/07	* at Arkansas	6	5	1	0.0-0	0-0
10/20/07	* at LSU	2	1	1	0.0-0	0-0
10/27/07	* OLE MISS	2	1	1	0.0-0	0-0
11/3/07	TENNESSEE TECH					DID NOT PLAY
11/10/07	at Georgia					DID NOT PLAY
11/24/07	ALABAMA					DID NOT PLAY
12/31/07	* vs. Clemson (Chick-fil-A)	2	1	1	0.0-0	0-0

**TRAVANTE STALLWORTH** #85  
WR

5-9 • 188 • So. • 1L  
Leesville, Ala. (Leesville)  
Liberal Arts



**2010** — Appeared in season opener vs. Arkansas State but did not have a reception or rushing attempt.

## STALLWORTH'S CAREER RECEIVING STATS


YEAR	G/GS	NO	YDS	AVG	TD	LP/OPPONENT
2009	10/0	2	21	10.5	0	16/Ball State
2010	1/0	0	0	0.0	0	--
<b>TOTALS</b>	<b>11/0</b>	<b>2</b>	<b>21</b>	<b>10.5</b>	<b>0</b>	<b>16/Ball State</b>

## STALLWORTH'S GAME-BY-GAME RECEIVING STATS

DATE	OPPONENT	REC	YDS	AVG	TD	TD REC
9/5/09	LOUISIANA TECH	0	0	0.0	0	--
9/12/09	MISSISSIPPI STATE	0	0	0.0	0	--
9/19/09	WEST VIRGINIA	0	0	0.0	0	--
9/26/09	BALL STATE	2	21	10.5	0	--
10/3/09	at Tennessee	0	0	0.0	0	--
10/10/09	at Arkansas	0	0	0.0	0	--
10/17/09	KENTUCKY	0	0	0.0	0	--
10/24/09	at LSU	0	0	0.0	0	--
10/31/09	OLE MISS	0	0	0.0	0	--
11/7/09	FURMAN	0	0	0.0	0	--
11/14/09	at Georgia					DID NOT PLAY
11/27/09	ALABAMA					DID NOT PLAY
1/1/10	Northwestern (Outback)					DID NOT PLAY

DATE	OPPONENT	REC	YDS	AVG	TD	TD REC
9/4/10	ARKANSAS STATE	0	0	0.0	0	--
9/9/10	at Mississippi State					
9/18/10	CLEMSON					
9/25/10	SOUTH CAROLINA					
10/2/10	LOUISIANA-MONROE					
10/9/10	at Kentucky					
10/16/10	ARKANSAS					
10/23/10	LSU					
10/30/10	at Ole Miss					
11/6/10	CHATTANOOGA					
11/13/10	GEORGIA					
11/26/10	at Alabama					

# The Players



**NEIKO THORPE** #15  
DB

6-2 • 186 • Jr. • 2L  
Tucker, Ga. (HS)  
Philosophy

**CAREER** — Has one return for touchdown, a 69-yard blocked FG vs. Kentucky (10/17/09).

**2010** — *Coaches' Second-Team Preseason All-SEC* ... Started season opener vs. Arkansas State, totaling four tackles and one PBU.

## THORPE' CAREER DEFENSIVE STATS

YEAR	G/GS	TT	UT	AT	TFL-YDS	QBS-YDS	FF/FR	PD	I/YDS
2008	11/1	29	20	9	0.0-0	0.0-0	1/0	6	2-101
2009	13/13	84	56	28	0.5-1	0.0-0	1/0	11	2-22
2010	1/1	4	3	1	0.0-0	0.0-0	0/0	1	0-0
<b>TOTALS</b>	<b>25/15</b>	<b>117</b>	<b>79</b>	<b>38</b>	<b>0.5-1</b>	<b>0.0-0</b>	<b>2/0</b>	<b>18</b>	<b>4-123</b>

## THORPE'S CAREER GAME HIGH STATS

	No.	Opponent	Date
Tackles	14	Northwestern (Outback)	1/1/10
Interceptions	1	4x (last vs. Northwestern)	1/1/10

## THORPE'S GAME-BY-GAME DEFENSIVE STATS

DATE	OPPONENT	TT	UT	AT	PD	INT-YDS	
8/30/08	LOUISIANA-MONROE	7	5	2	2	0-0	
9/6/08	SOUTHERN MISS	1	1	0	0	0-0	
9/13/08	MISSISSIPPI STATE	0	0	0	0	0-0	
9/20/08	LSU	2	2	0	0	0-0	
9/27/08	TENNESSEE	4	3	1	0	0-0	
10/4/08	at Vanderbilt	2	1	1	2	0-0	
10/11/08	* ARKANSAS	7	3	4	0	1-59	
10/23/08	at West Virginia	0	0	0	0	0-0	
11/1/08	at Ole Miss	DID NOT PLAY					
11/8/08	TENNESSEE-MARTIN	0	0	0	0	1-42	
11/15/08	GEORGIA	2	2	0	0	0-0	
11/29/08	at Alabama	4	3	1	0	0-0	


DATE	OPPONENT	TT	UT	AT	PD	INT-YDS
9/5/09	* LOUISIANA TECH	3	3	0	1	0-0
9/12/09	* MISSISSIPPI STATE	7	5	2	0	0-0
9/19/09	* WEST VIRGINIA	7	5	2	2	1-22
9/26/09	* BALL STATE	6	5	1	0	0-0
10/3/09	* at Tennessee	7	3	4	0	0-0
10/10/09	* at Arkansas	11	6	5	0	0-0
10/17/09	* KENTUCKY	4	3	1	2	0-0
10/24/09	* at LSU	8	2	6	1	0-0
10/31/09	* OLE MISS	2	2	0	1	0-0
11/7/09	* FURMAN	2	1	1	0	0-0
11/14/09	* at Georgia	5	1	4	0	0-0
11/27/09	* ALABAMA	8	7	1	1	0-0
1/1/10	* Northwestern (Outback)	14	13	1	1	1-0

DATE	OPPONENT	TT	UT	AT	PD	INT-YDS
9/4/10	* ARKANSAS STATE	4	3	1	1	0-0
9/9/10	at Mississippi State					
9/18/10	CLEMSON					
9/25/10	SOUTH CAROLINA					
10/2/10	LOUISIANA-MONROE					
10/9/10	at Kentucky					
10/16/10	ARKANSAS					
10/23/10	LSU					
10/30/10	at Ole Miss					
11/6/10	CHATTANOOGA					
11/13/10	GEORGIA					
11/26/10	at Alabama					

DATE	OPPONENT	TT	UT	AT	TFL-YDS	QBS-YDS
8/30/08	* LOUISIANA-MONROE	3	2	1	0.0-0	0.0-0
9/6/08	* SOUTHERN MISS	4	3	1	0.0-0	0.0-0
9/13/08	* at Mississippi State	4	3	1	0.0-0	0.0-0
9/20/08	* LSU	5	2	3	0.0-0	0.0-0
9/27/08	* TENNESSEE	4	3	1	0.0-0	0.0-0
10/4/08	* at Vanderbilt	0	0	0	0.0-0	0.0-0
10/11/08	* ARKANSAS	7	5	2	0.5-1	0.0-0
10/23/08	* at West Virginia	4	2	2	0.0-0	0.0-0
11/1/08	* at Ole Miss	8	3	5	0.0-0	0.0-0
11/8/08	* TENNESSEE-MARTIN	6	3	3	0.0-0	0.0-0
11/15/08	* GEORGIA	5	4	1	0.0-0	0.0-0
11/29/08	* at Alabama	4	1	3	0.0-0	0.0-0

DATE	OPPONENT	TT	UT	AT	TFL-YDS	QBS-YDS
9/5/09	* LOUISIANA TECH	8	6	2	1.5-3	1.0-2
9/12/09	* MISSISSIPPI STATE	7	4	3	2.0-4	0.0-0
9/19/09	* WEST VIRGINIA	11	8	3	0.0-0	0.0-0
9/26/09	* BALL STATE	6	4	2	0.5-12	0.5-12
10/3/09	* at Tennessee	11	5	6	1.0-1	0.0-0
10/10/09	* at Arkansas	12	5	7	0.0-0	0.0-0
10/17/09	* KENTUCKY	7	3	4	0.5-1	0.0-0
10/24/09	* at LSU	7	4	3	0.0-0	0.0-0
10/31/09	* OLE MISS	8	5	3	1.5-3	0.0-0
11/7/09	* FURMAN	2	2	0	0.0-0	0.0-0
11/14/09	* at Georgia	4	1	3	0.0-0	0.0-0
11/27/09	* ALABAMA	6	3	3	0.0-0	0.0-0
1/1/10	* Northwestern (Outback)	6	5	1	1.0-14	1.0-14

DATE	OPPONENT	TT	UT	AT	TFL-YDS	QBS-YDS	
9/4/10	ARKANSAS STATE	DID NOT PLAY					
9/9/10	at Mississippi State						
9/18/10	CLEMSON						
9/25/10	SOUTH CAROLINA						
10/2/10	LOUISIANA-MONROE						
10/9/10	at Kentucky						
10/16/10	ARKANSAS						
10/23/10	LSU						
10/30/10	at Ole Miss						
11/6/10	CHATTANOOGA						
11/13/10	GEORGIA						
11/26/10	at Alabama						



**JOHN SULLEN** #71  
OL

6-6 • 312 • So. • 1L  
Auburn, Ala. (Auburn)  
Pre-Mechanical Engineering

**2010** — Saw limited snaps in season opener vs. Arkansas State as o-lined paved way for 608 yards total offense ... Part of o-line that allowed just one sack in 16 pass attempts.

# The Players



**JAMAR TRAVIS** #74 DL

6-0 • 288 • So. • 1L  
Brewton, Ala. (W.S. Neal)  
Liberal Arts

2010 — Saw limited snaps in season opener vs. Arkansas State and did not record a tackle.



**DEMOND WASHINGTON** #14 DB

5-9 • 182 • Sr. • 1L  
Tallasse, Ala. (Mississippi Gulf Coast CC)  
Philosophy

CAREER — Set school single-season record for highest kickoff return yard average, with a 31.06 mark per return ... AU single-game record of 202 kickoff return yards at Georgia (11/14/09) ... School-record 229 combined kick return yards (202 KOR/27 PR) at Georgia in 2009 ... Has three games with 100-plus yards in kickoff return yards.

2010 — Named to Paul Hornung Award watch list ... Started season opener vs. Arkansas State and totaled six tackles with 1.0 TFL for minus 1 yard ... Five of the six tackles were solo stops ... Also against ASU, returned five kickoffs for 126 yards, a 25.2 ypr average.

### WASHINGTON'S CAREER RETURN STATS

YEAR	G/GS	KO	PUNT	TOTAL	TD-YDS
2009	13/4	497	39	536	1-99
2010	1/1	126	0	126	0-0
<b>TOTALS</b>	<b>14/5</b>	<b>623</b>	<b>39</b>	<b>662</b>	<b>1-99</b>

### WASHINGTON'S CAREER DEFENSIVE STATS

YEAR	G/GS	TT	UT	AT	TFL-YDS	QBS-YDS	FF/FR	PD	I/YDS
2009	13/4	36	22	14	1.0-12	1.0-12	0/0	4	0/0
2010	1/1	6	5	1	1.0-1	0.0-0	0/0	0	0/0
<b>TOTALS</b>	<b>14/5</b>	<b>42</b>	<b>27</b>	<b>15</b>	<b>2.0-13</b>	<b>1.0-12</b>	<b>0/0</b>	<b>4</b>	<b>0/0</b>

### WASHINGTON'S GAME-BY-GAME RETURN YARDS

DATE	OPPONENT	KO	PUNT	Total	TD-YDS
9/5/09	LOUISIANA TECH	0	0	0	0-0
9/12/09	MISSISSIPPI STATE	0	7	7	0-0
9/19/09	WEST VIRGINIA	0	0	0	0-0
9/26/09	BALL STATE	0	0	0	0-0
10/3/09	at Tennessee	0	0	0	0-0
10/10/09	at Arkansas	0	0	0	0-0
10/17/09	KENTUCKY	0	0	0	0-0
10/24/09	at LSU	1-28	0	28	0-0
10/31/09	OLE MISS	2-57	0	57	0-0
11/7/09	* FURMAN	0	0	0	0-0
11/14/09	* at Georgia	5-202	1-27	229	1-99
11/27/09	* ALABAMA	4-99	5	104	0-0
1/1/10	* Northwestern (Outback)	4-111	0	111	0-0

DATE	OPPONENT	KO	PUNT	Total	TD-YDSs
9/4/10	* ARKANSAS STATE	126	0	126	0-0
9/9/10	at Mississippi State				
9/18/10	CLEMSON				
9/25/10	SOUTH CAROLINA				
10/2/10	LOUISIANA-MONROE				
10/9/10	at Kentucky				
10/16/10	ARKANSAS				
10/23/10	LSU				
10/30/10	at Ole Miss				
11/6/10	CHATTANOOGA				
11/13/10	GEORGIA				
11/26/10	at Alabama				

### WASHINGTON'S GAME-BY-GAME DEFENSIVE STATS



**BARRETT TROTTER** #14 QB

6-2 • 211 • So. • SQ  
Birmingham, Ala. (Briarwood Christian)  
Communications

2010 — In season opener vs. Arkansas State, completed only pass attempt for 13 yards to Derek Winter.

### TROTTER'S CAREER PASSING STATS

YEAR	G/GS	CMP	ATT	PCT	YDS	INT	TD	LP/OPPONENT
2010	1/0	1	1	100.0	13	0	0	13/Arkansas State


### TROTTER'S GAME-BY-GAME PASSING STATS

DATE	OPPONENT	CMP	ATT	YDS	INT	TD	TD Pass
9/4/10	ARKANSAS STATE	1	1	13	0	0	--
9/9/10	at Mississippi State						
9/18/10	CLEMSON						
9/25/10	SOUTH CAROLINA						
10/2/10	LOUISIANA-MONROE						
10/9/10	at Kentucky						
10/16/10	ARKANSAS						
10/23/10	LSU						
10/30/10	at Ole Miss						
11/6/10	CHATTANOOGA						
11/13/10	GEORGIA						
11/26/10	at Alabama						

# The Players

DATE	OPPONENT	TT	UT	AT	PD	INT-YDS
9/5/09	LOUISIANA TECH	2	1	1	0	0-0
9/12/09	MISSISSIPPI STATE	2	0	2	0	0-0
9/19/09	WEST VIRGINIA	5	3	2	0	0-0
9/26/09	BALL STATE	2	2	0	1	0-0
10/3/09	at Tennessee	4	2	2	0	0-0
10/10/09	at Arkansas	2	0	2	0	0-0
10/17/09	KENTUCKY	2	2	0	1	0-0
10/24/09	at LSU	2	2	0	1	0-0
10/31/09	OLE MISS	1	0	1	0	0-0
11/7/09	* FURMAN	3	3	0	0	0-0
11/14/09	* at Georgia	4	1	3	0	0-0
11/27/09	* ALABAMA	3	2	1	0	0-0
1/1/10	* Northwestern (Outback)	4	4	0	1	0-0

DATE	OPPONENT	TT	UT	AT	PD	INT-YDS
9/4/10	* ARKANSAS STATE	6	5	1	0	0-0
9/9/10	at Mississippi State					
9/18/10	CLEMSON					
9/25/10	SOUTH CAROLINA					
10/2/10	LOUISIANA-MONROE					
10/9/10	at Kentucky					
10/16/10	ARKANSAS					
10/23/10	LSU					
10/30/10	at Ole Miss					
11/6/10	CHATTANOOGA					
11/13/10	GEORGIA					
11/26/10	at Alabama					



**JAWARA**

**#38**

**WHITE**

**LB**

6-1 • 243 • Fr. • HS  
Troy, Ala. (Charles Henderson)  
Pre-Business


2010 — Did not play in season opener vs. Arkansas State.

### WHITE'S CAREER DEFENSIVE STATS

YEAR	G/GS	TT	UT	AT	TFL-YDS	QBS-YDS	FF/FR	PD	I/YDS
2010									

### WHITE'S GAME-BY-GAME DEFENSIVE STATS

DATE	OPPONENT	TT	UT	AT	TFL-YDS	QBS-YDS
9/4/10	ARKANSAS STATE					DID NOT PLAY
9/9/10	at Mississippi State					
9/18/10	CLEMSON					
9/25/10	SOUTH CAROLINA					
10/2/10	LOUISIANA-MONROE					
10/9/10	at Kentucky					
10/16/10	ARKANSAS					
10/23/10	LSU					
10/30/10	at Ole Miss					
11/6/10	CHATTANOOGA					
11/13/10	GEORGIA					
11/26/10	at Alabama					



**JEFFREY**

**#54**

**WHITAKER**

**DT**

6-3 • 308 • Fr. • HS  
Warner Robins, Ga. (Warner Robins)  
Pre-Business


2010 — Saw limited action in season opener vs. Arkansas State, totaling one tackle.

### WHITAKER'S CAREER DEFENSIVE STATS

YEAR	G/GS	TT	UT	AT	TFL-YDS	QBS-YDS	FF/FR	PD	I/YDS
2010	1/0	1	0	1	0.0-0	0.0-0	0/0	0	0/0

### WHITAKER'S GAME-BY-GAME DEFENSIVE STATS

DATE	OPPONENT	TT	UT	AT	TFL-YDS	QBS-YDS
9/4/10	ARKANSAS STATE	1	0	1	0.0-0	0.0-0
9/9/10	at Mississippi State					
9/18/10	CLEMSON					
9/25/10	SOUTH CAROLINA					
10/2/10	LOUISIANA-MONROE					
10/9/10	at Kentucky					
10/16/10	ARKANSAS					
10/23/10	LSU					
10/30/10	at Ole Miss					
11/6/10	CHATTANOOGA					
11/13/10	GEORGIA					
11/26/10	at Alabama					



**RYAN**

**#9**

**WHITE**

**DB**

5-10 • 186 • Fr. • HS  
Tallahassee, Fla. (Lincoln)  
Pre-Business

2010 — Did not play in season opener vs. Arkansas State.

### WHITE'S CAREER DEFENSIVE STATS

YEAR	G/GS	TT	UT	AT	TFL-YDS	QBS-YDS	FF/FR	PD	I/YDS
2010									

### WHITE'S GAME-BY-GAME DEFENSIVE STATS

DATE	OPPONENT	TT	UT	AT	PD	INT-YDS
9/4/10	ARKANSAS STATE					DID NOT PLAY
9/9/10	at Mississippi State					
9/18/10	CLEMSON					
9/25/10	SOUTH CAROLINA					
10/2/10	LOUISIANA-MONROE					
10/9/10	at Kentucky					
10/16/10	ARKANSAS					
10/23/10	LSU					
10/30/10	at Ole Miss					
11/6/10	CHATTANOOGA					
11/13/10	GEORGIA					
11/26/10	at Alabama					

# The Players



**DEREK** #87  
**WINTER** WR

6-0 • 208 • Jr. • 2L  
Tampa, Fla. (Plant Senior)  
Accounting

2010 — In season opener vs. Arkansas State, had one reception for 13 yards.

## WINTER'S CAREER RECEIVING STATS

YEAR	G/GS	NO	YDS	AVG	TD	LP/OPPONENT
2008	8/0	4	27	6.8	0	11/Arkansas
2009	13/0	1	16	16.0	0	16/Furman
2010	1/0	1	13	13.0	0	13/Arkansas State
<b>TOTALS</b>	<b>14/0</b>	<b>2</b>	<b>26</b>	<b>13.0</b>	<b>0</b>	<b>16/Furman</b>

## WINTER'S GAME-BY-GAME RECEIVING STATS

DATE	OPPONENT	REC	YDS	AVG	TD	TD REC
9/4/10	ARKANSAS STATE	1	13	13.0	0	--
9/9/10	at Mississippi State					
9/18/10	CLEMSON					
9/25/10	SOUTH CAROLINA					
10/2/10	LOUISIANA-MONROE					
10/9/10	at Kentucky					
10/16/10	ARKANSAS					
10/23/10	LSU					
10/30/10	at Ole Miss					
11/6/10	CHATTANOOGA					
11/13/10	GEORGIA					
11/26/10	at Alabama					



**JAY** #82  
**WISNER** WR

6-2 • 190 • Sr. • 1L  
Bozeman, Mont. (Saddleback JC/Bozeman)  
Exercise Science

2010 — Saw limited snaps in season opener vs. Arkansas State but did not have a reception.

## WISNER'S CAREER RECEIVING STATS

YEAR	G/GS	NO	YDS	AVG	TD	LP/OPPONENT
2009	13/2	3	56	18.7	0	24/Mississippi State
2010	1/0	0	0	0.0	0	--
<b>TOTALS</b>	<b>14/2</b>	<b>3</b>	<b>56</b>	<b>18.7</b>	<b>0</b>	<b>24/Mississippi State</b>

## WISNER'S GAME-BY-GAME RECEIVING STATS

DATE	OPPONENT	REC	YDS	AVG	TD	TD REC
9/5/09	LOUISIANA TECH	0	0	0.0	0	--
9/12/09	MISSISSIPPI STATE	1	24	24.0	0	--
9/19/09	WEST VIRGINIA	1	16	16.0	0	--
9/26/09	* BALL STATE	0	0	0.0	0	--
10/3/09	* at Tennessee	1	16	16.0	0	--
10/10/09	at Arkansas	0	0	0.0	0	--
10/17/09	KENTUCKY	0	0	0.0	0	--
10/24/09	at LSU	0	0	0.0	0	--
10/31/09	OLE MISS	0	0	0.0	0	--
11/7/09	FURMAN	0	0	0.0	0	--
11/14/09	at Georgia	0	0	0.0	0	--
11/27/09	ALABAMA	0	0	0.0	0	--
1/1/10	Northwestern (Outback)	0	0	0.0	0	--

DATE	OPPONENT	REC	YDS	AVG	TD	TD REC
9/4/10	ARKANSAS STATE	0	0	0.0	0	--
9/9/10	at Mississippi State					
9/18/10	CLEMSON					
9/25/10	SOUTH CAROLINA					
10/2/10	LOUISIANA-MONROE					
10/9/10	at Kentucky					
10/16/10	ARKANSAS					
10/23/10	LSU					
10/30/10	at Ole Miss					
11/6/10	CHATTANOOGA					
11/13/10	GEORGIA					
11/26/10	at Alabama					



**TERRELL** #81  
**ZACHERY** WR

6-1 • 210 • Sr. • 2L  
Wadley, Ala. (Wadley)  
Graduate

CAREER — Holds Auburn record for longest reception of 93 yards set versus Louisiana Tech on Sept. 5, 2009 ... Has at least one catch in 14 consecutive games dating back to 2009.

2010 — Started season opener vs. Arkansas State, had one reception for 9 yards.

## ZACHERY'S CAREER RECEIVING STATS

YEAR	G/GS	NO	YDS	AVG	TD	LP/OPPONENT
2007	1/0	0	0	0.0	0	NA
2008	12/0	2	24	12.0	0	17/Southern Miss
2009	13/7	26	477	18.3	5	93/Louisiana Tech
2010	1/1	1	9	9.0	0	9/Arkansas State
<b>Totals</b>	<b>27/8</b>	<b>29</b>	<b>510</b>	<b>17.6</b>	<b>5</b>	<b>93/Louisiana Tech</b>

## ZACHERY'S GAME-BY-GAME RECEIVING STATS

DATE	OPPONENT	REC	YDS	AVG	TD	TD REC
8/30/08	LOUISIANA-MONROE	0	0	0.0	0	--
9/6/08	SOUTHERN MISS	1	17	17.0	0	--
9/13/08	MISSISSIPPI STATE	0	0	0.0	0	--
9/20/08	LSU	0	0	0.0	0	--
9/27/08	TENNESSEE	0	0	0.0	0	--
10/4/08	at Vanderbilt	0	0	0.0	0	--
10/11/08	ARKANSAS	1	7	7.0	0	--
10/23/08	at West Virginia	0	0	0.0	0	--
11/1/08	at Ole Miss	0	0	0.0	0	--
11/8/08	TENNESSEE-MARTIN	0	0	0.0	0	--
11/15/08	GEORGIA	0	0	0.0	0	--
11/29/08	at Alabama	0	0	0.0	0	--

DATE	OPPONENT	REC	YDS	AVG	TD	TD REC
9/5/09	* LOUISIANA TECH	3	98	32.7	1	93
9/12/09	MISSISSIPPI STATE	2	41	20.5	0	--
9/19/09	* WEST VIRGINIA	1	15	15.0	0	--
9/26/09	* BALL STATE	5	122	24.4	2	46, 65
10/3/09	* at Tennessee	2	28	14.0	1	11
10/10/09	at Arkansas	2	25	12.5	0	--
10/17/09	* KENTUCKY	4	24	8.0	0	--
10/24/09	* at LSU	1	1	1.0	0	--
10/31/09	OLE MISS	2	83	41.5	0	--
11/7/09	FURMAN	0	0	0.0	0	--
11/14/09	at Georgia	1	31	31.0	1	31
11/27/09	* ALABAMA	1	-2	0.0	0	--
1/1/10	* Northwestern (Outback)	2	11	5.5	0	--

# The Players

DATE	OPPONENT	REC	YDS	AVG	TD	TD REC
9/4/10	* ARKANSAS STATE	1	9	9.0	0	--
9/9/10	at Mississippi State					
9/18/10	CLEMSON					
9/25/10	SOUTH CAROLINA					
10/2/10	LOUISIANA-MONROE					
10/9/10	at Kentucky					
10/16/10	ARKANSAS					
10/23/10	LSU					
10/30/10	at Ole Miss					
11/6/10	CHATTANOOGA					
11/13/10	GEORGIA					
11/26/10	at Alabama					



**LEE**

**#73**

**ZIEMBA**

**OL**

6-8 • 319 • Sr. • 3L  
 Rogers, Ark. (Rogers)  
 History

**CAREER** — Has started every game since 2007, a streak of 39 consecutive starts.

**2010** — Named to *Outland and Lombardi Watch List* ... *Phil Steele Fourth-Team Preseason All-American* ... *Coaches' First-Team Preseason All-SEC* ... *First-Team Preseason All-SEC as voted by members of the media* ... *First-Team Preseason All-SEC by Sporting News, Rivals.com, Lindy's, Athlon, Phil Steele, and Blue Ribbon* ... Started season opener vs. Arkansas State as o-lined paved way for 608 yards total offense, including 367 yards rushing ... Part of o-line that allowed just one sack in 16 pass attempts.

# Auburn Career Records Update

## All-Purpose Yards

Player	Seasons	Rush	Rec	KR	PR	Yards
1. James Brooks	1977-80	3523	219	1726	128	5596
2. Carnell Williams	2001-04	3831	342	609	302	5084
3. Bo Jackson	1982-85	4303	272	317	0	4892
4. Joe Cribbs	1976-79	3368	268	597	328	4561
5. Thomas Bailey	1991-94	-5	1243	1520	1170	3928
6. Ben Tate	2006-09	3321	336	186	0	3843
7. Brent Fullwood	1983-86	2789	77	892	0	3758
8. Ronnie Brown	2000-04	2707	688	15	0	3390
9. Stephen Davis	1993-95	2811	342	25	0	3178
10. James Joseph	1987-90	2264	721	136	0	3121
-- Mario Fannin	2006-pres.	985	877	944	-5	2801

## Kickoff Returns

Player	Seasons	Avg	Yards	Ret
1. Thomas Bailey	1991-94	20.5	1520	74
2. James Brooks	1977-80	25.4	1726	68
3. Tristan Davis	2005-08	26.5	1455	55
4. Robert Baker	1995-96	21.3	979	46
5. Markeith Cooper	1996-99	23.9	1077	45
6. Mario Fannin	2006-pres.	21.5	944	44
Roderick Hood	2000-02	19.9	874	44
8. Tim Carter	1998-01	23.9	956	40
9. Devin Aromashodu	2002-05	22.6	860	38
10. Brent Fullwood	1983-86	22.1	706	32

## Kickoff Return Yardage

Player	Seasons	Ret	Avg	Yards
1. James Brooks	1977-80	68	25.4	1726
2. Thomas Bailey	1991-94	74	20.5	1520
3. Tristan Davis	2005-08	55	26.5	1455
4. Markeith Cooper	1996-99	45	23.9	1077
5. Robert Baker	1995-96	46	21.3	979
6. Tim Carter	1998-01	40	23.9	956
7. Mario Fannin	2006-pres.	44	21.5	944
8. Roderick Hood	2000-02	44	19.9	874
9. Devin Aromashodu	2002-05	38	22.6	860
10. Brent Fullwood	1983-86	32	22.1	706

## Receiving Yardage

Player	Seasons	Rec	Yards
1. Terry Beasley	1969-71	141	2507
2. Tyrone Goodson	1993-97	136	2283
3. Karsten Bailey	1995-98	150	2174
4. Courtney Taylor	2003-06	153	2098
5. Frank Sanders	1991-94	121	1998
6. Freddy Weygand	1984-88	99	1946
7. Lawyer Tillman	1985-88	93	1808
8. Rodgeriqus Smith	2004-08	114	1598
9. Byron Franklin	1977-80	74	1573
10. Ronney Daniels	1999-00	90	1446
11. Freddie Hyatt	1965-67	88	1396
12. Devin Aromashodu	2002-05	71	1333
13. Alexander Wright	1986-89	56	1320
14. Ben Obomanu	2002-05	97	1313
15. Thomas Bailey	1991-94	93	1243
16. Greg Taylor	1987-90	102	1217
17. Clifton Robinson	1997-00	91	1167
18. Tim Christian	1966-68	78	1126
19. Darvin Adams	2008-pres.	65	1073
20. Willie Goshia	1993-96	85	1048
21. Marcel Willis	1999-02	81	1022
22. Jimmy Phillips	1955-57	52	1012

## Touchdown Receptions

Player	Seasons	Rec	TD
1. Terry Beasley	1969-71	141	29
2. Ben Obomanu	2002-05	97	18
3. Karsten Bailey	1995-98	150	17
4. Frank Sanders	1991-94	121	15
Byron Franklin	1977-80	74	15
6. Lawyer Tillman	1985-88	93	14
7. Ronney Daniels	1999-00	90	12
Tyrone Goodson	1993-97	136	12
Freddie Hyatt	1965-67	88	12
10. Alexander Wright	1986-89	56	11
Tim Christian	1966-68	78	11
-- Darvin Adams	2008-prs.	65	10

## Rushing Yardage

Player	Seasons	Att	Avg	Yards
1. Bo Jackson	1982-85	650	6.62	4303
2. Carnell Williams	2001-04	741	5.17	3831
3. James Brooks	1977-80	621	5.67	3523
4. Joe Cribbs	1976-79	657	5.13	3368
5. Ben Tate	2006-09	678	4.90	3321
--				
30. Tom Bryan	1964-66	265	4.32	1144
31. George Peoples	1978-81	239	4.54	1085
32. Tucker Frederickson	1962-64	260	4.15	1079
33. Bobby Hoppe	1955-57	194	5.56	1078
34. Charlie Hataway	1951-53	282	3.74	1055
-- Mario Fannin	2006-pres.	175	5.63	985

## Scoring

Player	Seasons	TD	FG	PAT	Pts
1. John Vaughn	2003-06	0	50	162	312
2. Carnell Williams	2001-04	46	0	0	276
3. Bo Jackson	1982-85	45	0	*2	274
4. Damon Duval	1999-02	1	45	125	266
5. Wes Byrum	2007-pres.	0	44	118	250
6. Al Del Greco	1980-83	0	42	110	236
7. Win Lyle	1987-89	0	45	95	230
8. Joe Cribbs	1976-79	35	0	*3	216
9. Stephen Davis	1993-95	34	0	0	204
10. Jorge Portela	1977-79	0	38	74	188

\* - two-point conversions

## Most Points Kicking

Player	Seasons	FG	PAT	Pts
1. John Vaughn	2003-06	50	162	312
2. Damon Duval	1999-02	45	125	260
3. Wes Byrum	2007-pres.	44	118	250
4. Al Del Greco	1980-83	42	110	236
5. Win Lyle	1987-89	45	95	230
6. Jorge Portela	1977-79	38	74	188
7. John Riley	1967-69	31	80	173
8. Scott Etheridge	1992-93	34	65	167
Gardner Jett	1970-72	23	98	167
10. Jaret Holmes	1996-97	27	79	160
Matt Hawkins	1994-95	26	82	160

## Field Goals Made

Player	Seasons	Pct	FGA	FGM
1. John Vaughn	2003-06	.725	69	50
2. Damon Duval	1999-02	.608	74	45
Win Lyle	1987-89	.763	59	45
4. Wes Byrum	2007-pres.	.746	59	44
5. Al Del Greco	1980-83	.609	69	42
6. Jorge Portela	1977-79	.613	62	38
7. Scott Etheridge	1992-93	.791	43	34
8. Jim Von Wyl	1990-91	.667	48	32
9. John Riley	1967-69	.492	63	31
10. Jaret Holmes	1996-97	.730	37	27

# Auburn Career Records Update

## Field Goals Attempted

Player	Seasons	FGM	FGA
1. Damon Duval	1999-02	45	74
2. John Vaughn	2003-06	50	69
Al Del Greco	1980-83	42	69
4. John Riley	1967-69	31	63
5. Jorge Portela	1977-79	38	62
<b>6. Wes Byrum</b>	<b>2007-pres.</b>	<b>44</b>	<b>59</b>
Win Lyle	1987-89	45	59
8. Jim Von Wyl	1990-91	32	48
9. Scott Etheridge	1992-93	34	43
Neil O'Donoghue	1975-76	23	43
Woody Woodall	1961-63	19	43

## Punting Average (Min. 50 punts)

Player	Seasons	No	Yards	Avg
1. Terry Daniel	1992-94	169	7522	44.51
2. Kody Bliss	2003-06	202	8861	43.87
3. Damon Duval	1999-02	227	9842	43.36
4. Jaret Holmes	1996-97	110	4676	42.51
5. Skip Johnston	1977-79	172	7220	41.98
6. Brian Shulman	1986-88	157	6580	41.91
7. Lewis Colbert	1982-85	244	10179	41.72
8. Clinton Durst	2008-09	134	5559	41.49
<b>9. Ryan Shoemaker</b>	<b>2007-pres.</b>	<b>60</b>	<b>2485</b>	<b>41.42</b>
10. Tommy Lunceford	1965-67	171	7017	41.04

## Field Goal Percentage (Min. 10 Made)

Player	Seasons	FGM	FGA	Pct
1. Scott Etheridge	1992-93	34	43	.791
2. Matt Hawkins	1994-95	26	33	.788
3. Win Lyle	1987-89	45	59	.763
<b>4. Wes Byrum</b>	<b>2007-pres.</b>	<b>44</b>	<b>59</b>	<b>.746</b>
5. Jaret Holmes	1996-97	27	37	.730
6. John Vaughn	2003-06	50	69	.725
7. Ed Dyas	1958-60	17	24	.708
8. Gardner Jett	1970-72	23	34	.676
9. Jim Von Wyl	1990-91	32	48	.667
Robert McGinty	1984	12	18	.667

## PATs Made

Player	Seasons	Pct	Att	Made
1. John Vaughn	2003-06	.994	163	162
2. Damon Duval	1999-02	1.000	125	125
<b>3. Wes Byrum</b>	<b>2007-pres.</b>	<b>.983</b>	<b>120</b>	<b>118</b>
4. Al Del Greco	1980-83	.991	111	110
5. Gardner Jett	1970-72	.942	104	98
6. Win Lyle	1987-89	.990	96	95
7. Matt Hawkins	1994-95	.932	88	82
8. John Riley	1967-69	.860	93	80
9. Jaret Holmes	1996-97	.963	82	79
10. Jorge Portela	1977-79	.949	78	74

## PATs Attempted

Player	Seasons	Made	Pct	Att
1. John Vaughn	2003-06	162	.994	163
2. Damon Duval	1999-02	125	1.000	125
<b>3. Wes Byrum</b>	<b>2007-pres.</b>	<b>118</b>	<b>.983</b>	<b>120</b>
4. Al Del Greco	1980-83	110	.991	111
5. Gardner Jett	1970-72	98	.942	104
6. Win Lyle	1987-89	95	.990	96
7. John Riley	1967-69	80	.860	93
8. Matt Hawkins	1994-95	82	.932	88
9. Jaret Holmes	1996-97	79	.963	82
10. Jorge Portela	1977-79	74	.949	78

## PAT Percentage (Min. 30 made)

Player	Seasons	Made	Att	Pct
1. Damon Duval	1999-02	125	125	1.000
Scott Etheridge	1992-93	65	65	1.000
3. John Vaughn	2003-06	162	163	.994
4. Al Del Greco	1980-83	110	111	.991
5. Win Lyle	1987-89	95	96	.990
6. Chris Knapp	1985-86	62	63	.984
<b>7. Wes Byrum</b>	<b>2007-pres.</b>	<b>118</b>	<b>120</b>	<b>.983</b>
8. Neil O'Donoghue	1975-76	32	33	.970
9. Robert McGinty	1984	31	32	.969
10. Jaret Holmes	1996-97	79	82	.963



# 2010 Auburn Football Statistics

RECORD.....	OVERALL	HOME	AWAY	NEUTRAL
ALL GAMES .....	1-0	1-0	0-0	0-0
CONFERENCE .....	0-0	0-0	0-0	0-0
NON-CONFERENCE .....	1-0	1-0	0-0	0-0

DATE .....	OPPONENT	W/L	SCORE	ATTEND
09/04/2010 .....	ARKANSAS STATE	W	52-25	83,441

TEAM STATISTICS .....	AU	OPP
SCORING .....	52	26
Points Per Game .....	52.0	26.0
FIRST DOWNS .....	23	22
Rushing .....	16	4
Passing .....	7	17
Penalty .....	0	1
RUSHING YARDAGE .....	367	43
Yards gained rushing .....	384	84
Yards lost rushing .....	17	41
Rushing Attempts .....	49	35
Average Per Rush .....	7.5	1.2
Average Per Game .....	367.0	43.0
TDs Rushing .....	4	2
PASSING YARDAGE .....	241	323
Comp-Att-Int .....	11-16-0	33-49-0
Average Per Pass .....	15.1	6.6
Average Per Catch .....	21.9	9.8
Average Per Game .....	241.0	323.0
TDs Passing .....	3	1
TOTAL OFFENSE .....	608	366
Total Plays .....	65	84
Average Per Play .....	9.4	4.4
Average Per Game .....	608.0	366.0
KICK RETURNS: #-Yards .....	6-131	8-147
PUNT RETURNS: #-Yards .....	5-47	1-7
INT RETURNS: #-Yards .....	0-0	0-0
KICK RETURN AVERAGE .....	21.8	18.4
PUNT RETURN AVERAGE .....	9.4	7.0
INT RETURN AVERAGE .....	0.0	0.0
FUMBLES-LOST .....	2-2	1-0
PENALTIES-Yards .....	7-60	5-28
Average Per Game .....	60.0	28.0
PUNTS-Yards .....	4-157	8-309
Average Per Punt .....	39.2	38.6
Net punt average .....	37.5	32.8
TIME OF POSSESSION/Game .....	25:37	34:23
3RD-DOWN Conversions .....	5/10	5/18
3rd-Down Pct .....	50%	28%
4TH-DOWN Conversions .....	0/0	1/3
4th-Down Pct .....	0%	33%
SACKS BY-Yards .....	4-28	1-5
MISC YARDS .....	0	0
TOUCHDOWNS SCORED .....	7	3
FIELD GOALS-ATTEMPTS .....	1-1	2-2
ON-SIDE KICKS .....	0-0	0-0
RED-ZONE SCORES .....	(4-5) 80%	(4-4) 100%
RED-ZONE TOUCHDOWNS .....	(3-5) 60%	(3-4) 75%
PAT-ATTEMPTS .....	(7-7) 100%	(2-3) 67%
ATTENDANCE .....	83441	0
Games/Avg Per Game .....	1/83441	0/0
Neutral Site Games .....	0/0	0/0

SCORE BY QUARTERS .....	1st	2nd	3rd	4th	OT	Total
Auburn .....	14	21	10	7	0	52
Opponents .....	6	10	7	3	0	26

RUSHING .....	GP	Att	Gain	Loss	Net	Avg	TD	Long	Avg/G
Cameron Newton .....	1	15	177	6	171	11.4	2	71	171.0
Michael Dyer .....	1	14	95	0	95	6.8	1	20	95.0
Onterio McCalebb .....	1	9	80	4	76	8.4	0	35	76.0
Davis Hooper .....	1	5	15	0	15	3.0	0	6	15.0
Mario Fannin .....	1	3	14	0	14	4.7	0	7	14.0
Kodi Burns .....	1	2	3	1	2	1.0	1	3	2.0
Terrell Zachery .....	1	1	0	6	-6	-6.0	0	0	-6.0
<b>Total .....</b>	<b>1</b>	<b>49</b>	<b>384</b>	<b>17</b>	<b>367</b>	<b>7.5</b>	<b>4</b>	<b>71</b>	<b>367.0</b>
<b>Opponents .....</b>	<b>1</b>	<b>35</b>	<b>84</b>	<b>41</b>	<b>43</b>	<b>1.2</b>	<b>2</b>	<b>13</b>	<b>43.0</b>

PASSING .....	G	Effic	Comp-Att-Int	Pct	Yds	TD	Lng	Avg/G
Cameron Newton .....	1	246.60	9-14-0	64.3	186	3	48	186.0
Barrett Trotter .....	1	209.20	1-1-0	100.0	13	0	13	13.0
Neil Caudle .....	1	452.80	1-1-0	100.0	42	0	42	42.0
<b>Total .....</b>	<b>1</b>	<b>257.15</b>	<b>11-16-0</b>	<b>68.8</b>	<b>241</b>	<b>3</b>	<b>48</b>	<b>241.0</b>
<b>Opponents .....</b>	<b>1</b>	<b>129.45</b>	<b>33-49-0</b>	<b>67.3</b>	<b>323</b>	<b>1</b>	<b>61</b>	<b>323.0</b>

RECEIVING .....	G	No.	Yds	Avg	TD	Long	Avg/G
Mario Fannin .....	1	4	65	16.2	2	38	65.0
Quindarius Carr .....	1	2	87	43.5	1	48	87.0
Darvin Adams .....	1	2	58	29.0	0	42	58.0
Derek Winter .....	1	1	13	13.0	0	13	13.0
Michael Dyer .....	1	1	9	9.0	0	9	9.0
Terrell Zachery .....	1	1	9	9.0	0	9	9.0
<b>Total .....</b>	<b>1</b>	<b>11</b>	<b>241</b>	<b>21.9</b>	<b>3</b>	<b>48</b>	<b>241.0</b>
<b>Opponents .....</b>	<b>1</b>	<b>33</b>	<b>323</b>	<b>9.8</b>	<b>1</b>	<b>61</b>	<b>323.0</b>

PUNT RETURNS .....	No.	Yds	Avg	TD	Long
Quindarius Carr .....	5	47	9.4	0	18
<b>Total .....</b>	<b>5</b>	<b>47</b>	<b>9.4</b>	<b>0</b>	<b>18</b>
<b>Opponents .....</b>	<b>1</b>	<b>7</b>	<b>7.0</b>	<b>0</b>	<b>7</b>

INTERCEPTIONS .....	No.	Yds	Avg	TD	Long
<b>Total .....</b>	<b>0</b>	<b>0</b>	<b>0.0</b>	<b>0</b>	<b>0</b>
<b>Opponents .....</b>	<b>0</b>	<b>0</b>	<b>0.0</b>	<b>0</b>	<b>0</b>

KICK RETURNS .....	No.	Yds	Avg	TD	Long
Demond Washington .....	5	126	25.2	0	30
Eric Smith .....	1	5	5.0	0	5
<b>Total .....</b>	<b>6</b>	<b>131</b>	<b>21.8</b>	<b>0</b>	<b>30</b>
<b>Opponents .....</b>	<b>8</b>	<b>147</b>	<b>18.4</b>	<b>0</b>	<b>40</b>

FUMBLE RETURNS .....	No.	Yds	Avg	TD	Long
<b>Total .....</b>	<b>0</b>	<b>0</b>	<b>0.0</b>	<b>0</b>	<b>0</b>
<b>Opponents .....</b>	<b>0</b>	<b>0</b>	<b>0.0</b>	<b>0</b>	<b>0</b>

SCORING .....	TD	FGs	PATs				Saf	Points
			Kick	Rush	Rcv	Pass		
Mario Fannin .....	2	0-0	0-0	0-0	0	0-0	0	12
Cameron Newton .....	2	0-0	0-0	0-0	0	0-0	0	12
Wes Byrum .....	0	1-1	7-7	0-0	0	0-0	0	10
Michael Dyer .....	1	0-0	0-0	0-0	0	0-0	0	6
Kodi Burns .....	1	0-0	0-0	0-0	0	0-0	0	6
Quindarius Carr .....	1	0-0	0-0	0-0	0	0-0	0	6
<b>Total .....</b>	<b>7</b>	<b>1-1</b>	<b>7-7</b>	<b>0-0</b>	<b>0</b>	<b>0-0</b>	<b>0</b>	<b>52</b>
<b>Opponents .....</b>	<b>3</b>	<b>2-2</b>	<b>2-3</b>	<b>0-0</b>	<b>0</b>	<b>0-0</b>	<b>0</b>	<b>26</b>

TOTAL OFFENSE .....	G	Plays	Rush	Pass	Total	Avg/G
Cameron Newton .....	1	29	171	186	357	357.0
Michael Dyer .....	1	14	95	0	95	95.0
Onterio McCalebb .....	1	9	76	0	76	76.0
Neil Caudle .....	1	1	0	42	42	42.0
Davis Hooper .....	1	5	15	0	15	15.0
Mario Fannin .....	1	3	14	0	14	14.0
Barrett Trotter .....	1	1	0	13	13	13.0
Kodi Burns .....	1	2	2	0	2	2.0
Terrell Zachery .....	1	1	-6	0	-6	-6.0
<b>Total .....</b>	<b>1</b>	<b>65</b>	<b>367</b>	<b>241</b>	<b>608</b>	<b>608.0</b>
<b>Opponents .....</b>	<b>1</b>	<b>84</b>	<b>43</b>	<b>323</b>	<b>366</b>	<b>366.0</b>

# 2010 Auburn Football Statistics

<b>FIELD GOALS</b> . . . . .	<b>FGM-FGA</b>	<b>Pct</b>	<b>01-19</b>	<b>20-29</b>	<b>30-39</b>	<b>40-49</b>	<b>50-99</b>	<b>Lg</b>	<b>Blk</b>
Wes Byrum . . . . .	1-1	100.0	0-0	1-1	0-0	0-0	0-0	24	0

<b>FG SEQUENCE</b>	<b>Auburn</b>	<b>OPPONENTS</b>
Arkansas St.	(24)	(26),(41)

Numbers in (parentheses) indicate field goal was made.

<b>PUNTING</b> . . . . .	<b>No.</b>	<b>Yds</b>	<b>Avg</b>	<b>Long</b>	<b>TB</b>	<b>FC</b>	<b>I20</b>	<b>Blkd</b>
Ryan Shoemaker . . . . .	4	157	39.2	45	0	3	1	0
<b>Total</b> . . . . .	<b>4</b>	<b>157</b>	<b>39.2</b>	<b>45</b>	<b>0</b>	<b>3</b>	<b>1</b>	<b>0</b>
<b>Opponents</b> . . . . .	<b>8</b>	<b>309</b>	<b>38.6</b>	<b>52</b>	<b>0</b>	<b>2</b>	<b>1</b>	<b>0</b>

<b>KICKOFFS</b> . . . . .	<b>No.</b>	<b>Yds</b>	<b>Avg</b>	<b>TB</b>	<b>OB</b>	<b>Retn</b>	<b>Net</b>	<b>YdLn</b>
Cody Parkey . . . . .	7	424	60.6	0	0			
Wes Byrum . . . . .	2	139	69.5	0	0			
<b>Total</b> . . . . .	<b>9</b>	<b>563</b>	<b>62.6</b>	<b>0</b>	<b>0</b>	<b>147</b>	<b>46.2</b>	<b>23</b>
<b>Opponents</b> . . . . .	<b>6</b>	<b>354</b>	<b>59.0</b>	<b>0</b>	<b>0</b>	<b>131</b>	<b>37.2</b>	<b>32</b>

<b>ALL PURPOSE</b> . . . . .	<b>G</b>	<b>Rush</b>	<b>Rec</b>	<b>PR</b>	<b>KOR</b>	<b>IR</b>	<b>Tot</b>	<b>Avg/G</b>
Cameron Newton . . . . .	1	171	0	0	0	0	171	171.0
Quindarius Carr . . . . .	1	0	87	47	0	0	134	134.0
Demond Washington . . . . .	1	0	0	0	126	0	126	126.0
Michael Dyer . . . . .	1	95	9	0	0	0	104	104.0
Mario Fannin . . . . .	1	14	65	0	0	0	79	79.0
O. McCalebb . . . . .	1	76	0	0	0	0	76	76.0
Darvin Adams . . . . .	1	0	58	0	0	0	58	58.0
Davis Hooper . . . . .	1	15	0	0	0	0	15	15.0
Derek Winter . . . . .	1	0	13	0	0	0	13	13.0
Eric Smith . . . . .	1	0	0	0	5	0	5	5.0
Terrell Zachery . . . . .	1	-6	9	0	0	0	3	3.0
Kodi Burns . . . . .	1	2	0	0	0	0	2	2.0
<b>Total</b> . . . . .	<b>1</b>	<b>367</b>	<b>241</b>	<b>47</b>	<b>131</b>	<b>0</b>	<b>786</b>	<b>786.0</b>
<b>Opponents</b> . . . . .	<b>1</b>	<b>43</b>	<b>323</b>	<b>7</b>	<b>147</b>	<b>0</b>	<b>520</b>	<b>520.0</b>

# 2010 Auburn Football Statistics

## Defensive Statistics

DEFENSIVE LEADERS	GP	Tackles			TFL/Yds	Sacks No-Yards	Pass Def			Fumbles		Blkd Kick	Saf
		Solo	Ast	Total			Int-Yds	BrUp	QBH	Rcv-Yds	FF		
25 Daren Bates	1	7	3	10	.	.	.	.	1	.	.	.	.
2 Aairon Savage	1	6	1	7	1.0-1	.	.	.	.	.	.	.	.
17 Josh Bynes	1	3	3	6	0.5-1	.	.	1	3	.	.	.	.
14 Demond Washington	1	5	1	6	1.0-1	.	.	.	.	.	.	.	.
21 Eltoro Freeman	1	3	3	6	1.0-4	.	.	.	1	.	.	.	.
35 Jonathan Evans	1	2	2	4	.	.	.	.	.	.	.	.	.
45 Antoine Carter	1	3	1	4	3.5-23	2.5-20	.	.	1	.	.	.	.
33 Jessel Curry	1	1	3	4	.	.	.	.	1	.	.	.	.
15 Neiko Thorpe	1	3	1	4	.	.	.	1	.	.	.	.	.
4 Zac Etheridge	1	3	1	4	.	.	.	.	.	.	.	.	.
90 Nick Fairley	1	1	3	4	1.5-8	1.5-8	.	.	.	.	.	.	.
93 Mike Blanc	1	1	2	3	0.5-0	.	.	.	1	.	.	1	.
92 Kenneth Carter	1	2	1	3	.	.	.	.	1	.	.	.	.
13 Craig Sanders	1	3	.	3	.	.	.	.	.	.	.	.	.
3 Chris Davis	1	2	.	2	.	.	.	.	.	.	.	.	.
94 Nosa Eguae	1	1	1	2	0.5-0	.	.	.	.	.	.	.	.
22 T'Sharvan Bell	1	.	2	2	0.5-1	.	.	1	.	.	.	.	.
26 Mike McNeil	1	2	.	2	.	.	.	1	.	.	.	.	.
49 Michael Goggans	1	.	1	1	.	.	.	.	.	.	.	.	.
54 Jeffrey Whitaker	1	.	1	1	.	.	.	.	.	.	.	.	.
55 Corey Lemonier	1	.	1	1	.	.	.	.	2	.	.	.	.
4 Shaun Kitchens	1	1	.	1	.	.	.	.	.	.	.	.	.
80 Emory Blake	1	1	.	1	.	.	.	.	.	.	.	.	.
98 Zach Clayton	1	.	1	1	.	.	.	.	1	.	.	.	.
36 Cody Parkey	1	1	.	1	.	.	.	.	.	.	.	.	.
89 Darvin Adams	1	1	.	1	.	.	.	.	.	.	.	.	.
<b>Total</b>	<b>1</b>	<b>52</b>	<b>32</b>	<b>84</b>	<b>10-39</b>	<b>4-28</b>	.	<b>4</b>	<b>12</b>	.	.	<b>1</b>	.
<b>Opponents</b>	<b>1</b>	<b>48</b>	<b>22</b>	<b>70</b>	<b>6.0-25</b>	<b>1-5</b>	.	<b>3</b>	<b>5</b>	<b>2-0</b>	<b>2</b>	.	.

## Special Teams Tackles

SPECIAL TEAMS	Tackles		
	Solo	Ast	Total
13 Craig Sanders	3	0	3
4 Shaun Kitchens	1	0	1
26 Mike McNeil	1	0	1
35 Jonathon Evans	1	0	1
36 Cody Parkey	1	0	1
80 Emory Blake	1	0	1
89 Darvin Adams	1	0	1

# 2010 Scoring Summaries

Plays	Yards	TOP	Qtr	Scoring Play
<b>ARKANSAS STATE</b>				
6	58	1:51	1	K. Burns 3-yard run
1	36	0:06	1	M. Fannin 36-yard pass from C. Newton
4	65	1:26	2	C. Newton 2-yard run
3	65	0:47	2	Q. Carr 48-yard pass from C. Newton
2	69	0:45	2	C. Newton 71-yard run
4	69	1:01	3	M. Fannin 38-yard pass from C. Newton
8	55	2:45	3	W. Byrum 24-yard field goal
9	71	4:07	4	M. Dyer 2-yard run

Average Scoring Drive: Plays: 4.6 Yards: 61.0 Time: 1:36

## 2010 Starting Lineups

### Offense

	WR	WR	LT	LG	C	RG	RT	WR	HB	QB	TB
ARKANSAS STATE	Zachery	Burns	Ziamba	Berry	Pugh	Isom	Greene	Adams	Smith	Newton	McCalebb
at Mississippi State											
CLEMSON											
SOUTH CAROLINA											
LOUISIANA-MONROE											
at Kentucky											
ARKANSAS											
LSU											
at Ole Miss											
CHATTANOOGA											
GEORGIA											
at Alabama											

### Defense

	LE	DT	DT	RE	LB	LB	LB	CB	S	S	CB
LOUISIANA TECH	Carter	Fairley	Clayton	Goggans	Freeman	Bynes	Bates	Washington	Etheridge	Savage	Thorpe
at Mississippi State											
CLEMSON											
SOUTH CAROLINA											
LOUISIANA-MONROE											
at Kentucky											
ARKANSAS											
LSU											
at Ole Miss											
CHATTANOOGA											
GEORGIA											
at Alabama											

# 2010 Game-By-Game Team Statistics

Game	Score	First Downs			Rushing No-Yds-TD	Passing			Total Off. Pl-Yds	Punts No-Avg	Fum. F/L	Penalties No-Yds	3rd Dns	Time of Poss
		Tot	Ru-Pa-Pe	C-A-I		Yds	TD							
Arkansas State at Auburn	26 52	22 23	4-17-1 16-7-0	35-43-2 49-367-4	33-49-0 11-16-0	323 241	1 3	84-366 65-608	8-38.6 4-39.2	1/0 2/2	5-28 7-60	5-18 5-10	34:23 25:37	
at Mississippi State Auburn														
Clemson at Auburn														
South Carolina at Auburn														
Louisiana-Monroe at Auburn														
at Kentucky Auburn														
Arkansas at Auburn														
LSU at Auburn														
at Ole Miss Auburn														
Chattanooga at Auburn														
Georgia at Auburn														
at Alabama Auburn														

## Miscellaneous Statistics

### Average Time of Possession (by Quarter)

	<u>1</u>	<u>2</u>	<u>3</u>	<u>4</u>	<u>Total</u>
AUBURN	4:36	6:25	6:13	8:23	25:37
Opponent	10:24	8:35	8:47	6:37	34:23

### Third Down Conversions (by Quarter)

	<u>1</u>	<u>2</u>	<u>3</u>	<u>4</u>	<u>Total</u>
AUBURN	1 of 2	0 of 1	1 of 4	3 of 3	5 of 10
<i>Pct.</i>	<b>50.0</b>	<b>0.0</b>	<b>25.0</b>	<b>100.0</b>	<b>50.0</b>
Opponents	2 of 5	1 of 4	2 of 6	0 of 3	5 of 18
<i>Pct.</i>	<b>40.0</b>	<b>25.0</b>	<b>33.3</b>	<b>0.0</b>	<b>27.8</b>

### Third Down Conversions (by Yardage)

<u>Yards to go</u>	<u>1-3</u>	<u>4-6</u>	<u>7-10</u>	<u>11+</u>	<u>Total</u>
AUBURN	2 of 3	1 of 2	1 of 2	1 of 3	5 of 10
<i>Pct.</i>	<b>66.7</b>	<b>50.0</b>	<b>50.0</b>	<b>33.3</b>	<b>50.0</b>
Opponents	1 of 3	0 of 6	4 of 7	0 of 2	5 of 18
<i>Pct.</i>	<b>33.3</b>	<b>0.0</b>	<b>57.1</b>	<b>0.0</b>	<b>27.8</b>

### Turnovers

Takeaways — 0, Giveaways — 2  
 Difference — -2  
 Points Off TOs — AU 0, Opp. 7  
 Points Off TOs/Game — AU 0.0, Opp. 7.0

### Kickoffs

Kickoffs — 9  
 Byrum — 2 KO, 0 TB, 0 OB  
 Parkey — 7 KO, 0 TB, 0 OB  
 Touchbacks — 0  
 Out of Bounds — 0  
 Opp. Returns — 8 for 147 yards (18.4)  
 On-side kicks — 0-for-0

### Red Zone

AU Scores/Times in Red Zone: 4/5 (.800)  
 AU TDs/Times in Red Zone: 3/5 (.600)  
 Scores (4): 3 TD, 1 FG  
 Non-Scores (1): Half  
 Opp. Scores/Times in Red Zone: 4/4 (1.000)  
 Opp. TDs/Times in Red Zone: 3/4 (.750)  
 Scores (4): 3 TD, 1 FG  
 Non-Scores (0):

# 2010 Game-By-Game Individual Statistics

## Rushing

<u>No.-Yds, TD</u>	<u>#18 Burns</u>	<u>#5 Dyer</u>	<u>#27 Fannin</u>	<u>#23 McCalebb</u>	<u>#2 Newton</u>
ARKANSAS STATE	2-2, 1	14-95, 1	3-14, 0	9-76, 0	15-171, 2
at Mississippi State					
CLEMSON					
SOUTH CAROLINA					
LOUISIANA-MONROE					
at Kentucky					
ARKANSAS					
LSU					
at Ole Miss					
CHATTANOOGA					
GEORGIA					
at Alabama					

## Receiving

<u>No.-Yds, TD</u>	<u>#89 Adams</u>	<u>#18 Burns</u>	<u>#9 Carr</u>	<u>#27 Fannin</u>	<u>#81 Zachery</u>
ARKANSAS STATE	2-58, 0	0-0, 0	2-87, 1	4-65, 2	1-9, 0
at Mississippi State					
CLEMSON					
SOUTH CAROLINA					
LOUISIANA-MONROE					
at Kentucky					
ARKANSAS					
LSU					
at Ole Miss					
CHATTANOOGA					
GEORGIA					
at Alabama					

<u>No.-Yds, TD</u>	<u>#80 Blake</u>	<u>#4 Kitchens</u>	<u>#43 Lutzenkirchen</u>	<u>#1 Reed</u>
ARKANSAS STATE	0-0, 0	0-0, 0	0-0, 0	DNP
at Mississippi State				
CLEMSON				
SOUTH CAROLINA				
LOUISIANA-MONROE				
at Kentucky				
ARKANSAS				
LSU				
at Ole Miss				
CHATTANOOGA				
GEORGIA				
at Alabama				

<b>Passing</b>			<b>Field Goals</b>		<b>Punting</b>	
<u>C-A-Yds-Int, TD</u>	<u>#2 Newton</u>	<u>#14 Trotter</u>	<u>Made. (Missed)</u>	<u>#18 Byrum</u>	<u>No.-Avg. In 20</u>	<u>#17 Shoemaker</u>
ARKANSAS STATE	9-14-186-0, 3	1-1-13-0, 0	ARKANSAS STATE	24	LOUISIANA TECH	4-39.2, 1
at Mississippi State			at Mississippi State		at Mississippi State	
CLEMSON			CLEMSON		CLEMSON	
SOUTH CAROLINA			SOUTH CAROLINA		SOUTH CAROLINA	
LOUISIANA-MONROE			LOUISIANA-MONROE		LOUISIANA-MONROE	
at Kentucky			at Kentucky		at Kentucky	
ARKANSAS			ARKANSAS		ARKANSAS	
LSU			LSU		LSU	
at Ole Miss			at Ole Miss		at Ole Miss	
CHATTANOOGA			CHATTANOOGA		CHATTANOOGA	
GEORGIA			GEORGIA		GEORGIA	
at Alabama			at Alabama		at Alabama	

# 2010 Game-By-Game Individual Statistics

## Defensive Linemen

<u>Solo+Ast=Total</u>	<u>#93 Blanc</u>	<u>#45 Carter</u>	<u>#98 Clayton</u>	<u>#90 Fairley</u>	<u>#49 Goggans</u>	<u>#94 Eguae</u>
ARKANSAS STATE	1+2=3	3+1=4	0+1=1	1+3=4	0+1=1	1+1=2
at Mississippi State						
CLEMSON						
SOUTH CAROLINA						
LOUISIANA-MONROE						
at Kentucky						
ARKANSAS						
LSU						
at Ole Miss						
CHATTANOOGA						
GEORGIA						
at Alabama						

## Linebackers

<u>Solo+Ast=Total</u>	<u>#25 Bates</u>	<u>#17 Bynes</u>	<u>#33 Curry</u>	<u>#35 Evans</u>	<u>#21 Freeman</u>	<u>#46 Stevens</u>
ARKANSAS STATE	7+3=10	3+3=6	1+3=4	2+2=4	3+3=6	DNP
at Mississippi State						
CLEMSON						
SOUTH CAROLINA						
LOUISIANA-MONROE						
at Kentucky						
ARKANSAS						
LSU						
at Ole Miss						
CHATTANOOGA						
GEORGIA						
at Alabama						

## Defensive Backs

<u>Solo+Ast=Total</u>	<u>#22 Bell</u>	<u>#4 Etheridge</u>	<u>#26 McNeil</u>	<u>#2 Savage</u>	<u>#15 Thorpe</u>	<u>#14 Washington</u>
ARKANSAS STATE	0+2=2	3+1=4	2+0=2	6+1=7	3+1=4	5+1=6
at Mississippi State						
CLEMSON						
SOUTH CAROLINA						
LOUISIANA-MONROE						
at Kentucky						
ARKANSAS						
LSU						
at Ole Miss						
CHATTANOOGA						
GEORGIA						
at Alabama						

## Others

<u>Solo+Ast=Total</u>	<u>#92 Carter</u>	<u>#3 Davis</u>	<u>#55 Lemonier</u>	<u>#13 Sanders</u>	<u>#54 Whitaker</u>
ARKANSAS STATE	2+1=3	2+0=2	0+1=1	3+0=3	0+1=1
at Mississippi State					
CLEMSON					
SOUTH CAROLINA					
LOUISIANA-MONROE					
at Kentucky					
ARKANSAS					
LSU					
at Ole Miss					
CHATTANOOGA					
GEORGIA					
at Alabama					

## 2010 Player Participation

Player	Pos.	2010 Games Played	2010 Starts	Career Games Played	Career Starts	Consec. Career Starts	Player	Pos.	2010 Games Played	2010 Starts	Career Games Played	Career Starts	Consec. Career Starts
Darvin Adams	WR	1	1	24	10	4	Ryan Smith	DB	1	-	1	-	-
Daren Bates	DB	1	1	14	14	14	Travante Stallworth	WR	1	-	11	-	-
T'Sharvan Bell	DB	1	-	14	-	-	Craig Stevens	LB	-	-	38	33	-
DeAngelo Benton	WR	1	-	13	-	-	John Sullen	OL	1	-	14	1	-
Mike Berry	OL	1	1	32	22	19	Neiko Thorpe	DB	1	1	25	15	14
Emory Blake	WR	1	-	12	1	-	Jamar Travis	DL	1	-	11	-	-
Mike Blanc	DL	1	-	38	17	-	Barrett Trotter	QB	1	-	1	-	-
Jorell Bostrom	OL	1	-	13	-	-	Demond Washington	DB	1	1	14	5	5
Blake Burgess	OL	1	-	1	-	-	Jeffrey Whitaker	DL	1	-	1	-	-
Kodi Burns	QB	1	1	33	15	2	Ryan White	DB	1	-	1	-	-
Josh Bynes	LB	1	1	31	22	22	Derek Winter	WR	1	-	22	-	-
Wes Byrum	K	1	-	38	-	-	Jay Wisner	WR	1	-	14	2	-
Quindarius Carr	WR	1	-	26	2	-	Terrell Zachery	WR	1	1	27	8	1
Antoine Carter	DE	1	1	34	9	8	Lee Ziemba	OT	1	1	39	39	39
Kenneth Carter	DL	1	-	1	-	-							
Neil Caudle	QB	1	-	9	-	-							
Wade Christopher	LB	-	-	8	-	-							
Zach Clayton	DT	1	1	28	2	1							
Drew Cole	DB	1	-	16	-	-							
Jared Cooper	OL	1	-	20	-	-							
Jessel Curry	LB	1	-	1	-	-							
Chris Davis	DB	1	-	1	-	-							
Watson Downs	LB	-	-	3	-	-							
Michael Dyer	RB	1	-	1	-	-							
Bart Eddins	OL	-	-	27	1	-							
Nosa Eguae	DE	1	-	1	-	-							
Zac Etheridge	SS	1	1	37	34	1							
Jonathan Evans	LB	1	-	14	1	-							
Nick Fairley	DL	1	1	14	3	2							
Mario Fannin	RB	1	-	42	12	-							
Dee Ford	DE	1	-	14	-	-							
Eltoro Freeman	LB	1	1	10	8	1							
Harris Gaston	LB	1	-	5	-	-							
Michael Goggans	DE	1	1	39	19	1							
Antonio Goodwin	WR	1	-	1	-	-							
A.J. Greene	OL	1	1	4	1	1							
Josh Harris	DS	1	-	14	-	-							
Davis Hooper	RB	1	-	4	-	-							
Chris Humphries	DL	1	-	12	-	-							
Byron Isom	OL	1	1	24	19	9							
Shaun Kitchens	WR	1	-	1	-	-							
Corey Lemonier	DE	1	-	1	-	-							
Philip Lutzenkirchen	TE	1	-	14	1	-							
Derrick Lykes	DL	-	-	13	-	-							
Eric Mack	OL	1	-	1	-	-							
Onterio McCalebb	RB	1	1	12	3	1							
Demetruce McNeal	DB	1	-	1	-	-							
Mike McNeil	DB	1	-	26	12	-							
Ikeem Means	DB	1	-	13	-	-							
Anthony Morgan	WR	1	-	12	-	-							
Brandon Mosley	OL	1	-	1	-	-							
Cameron Newton	QB	1	1	1	1	1							
Cody Parkey	K	1	-	1	-	-							
Andrew Parmer	OL	-	-	3	-	-							
Woody Parramore	DB	-	-	1	-	-							
Philip Pierre-Louis	WR	-	-	7	-	-							
Ryan Pugh	OL	1	1	34	33	29							
Ashton Richardson	LB	-	-	13	-	-							
Craig Sanders	DE	1	-	1	-	-							
Aairon Savage	S	1	1	20	16	1							
Ryan Shoemaker	P	1	-	14	-	-							
Eric Smith	RB	1	1	24	8	1							

	<b>Top Ten Career Games Played (Active)</b>	
1.	Mario Fannin	42
2.	Michael Goggans	39
	Lee Ziemba	39
4.	Mike Blanc	38
	Wes Byrum	38
	Craig Stevens	38
7.	Zac Etheridge	37
8.	Antoine Carter	34
	Ryan Pugh	34
10.	Kodi Burns	33
	<b>Top Ten Career Games Started (Active)</b>	
1.	Lee Ziemba	39
2.	Zac Etheridge	34
3.	Ryan Pugh	33
	Craig Stevens	33
5.	Mike Berry	22
	Josh Bynes	22
7.	Michael Goggans	19
	Byron Isom	19
9.	Mike Blanc	17
10.	Airon Savage	16
	<b>Top Five Consecutive Starts (Active)</b>	
1.	Lee Ziemba	39
2.	Ryan Pugh	29
3.	Josh Bynes	22
4.	Mike Berry	19
5.	Daren Bates	14
	Neiko Thorpe	14



# 2010 Superlatives

## Auburn Team Superlatives

Points Scored	.52	vs. Arkansas State (9/4)
Low	.52	vs. Arkansas State (9/4)
First Downs	.23	vs. Arkansas State (9/4)
Low	.23	vs. Arkansas State (9/4)
Rushing Plays	.49	vs. Arkansas State (9/4)
Low	.49	vs. Arkansas State (9/4)
Net Rushing Yards	.367	vs. Arkansas State (9/4)
Low	.367	vs. Arkansas State (9/4)
Passes Attempted	.16	vs. Arkansas State (9/4)
Low	.16	vs. Arkansas State (9/4)
Passes Completed	.11	vs. Arkansas State (9/4)
Low	.11	vs. Arkansas State (9/4)
Had Intercepted	.0	vs. Arkansas State (9/4)
Low	.0	vs. Arkansas State (9/4)
Net Passing Yards	.241	vs. Arkansas State (9/4)
Low	.241	vs. Arkansas State (9/4)
Total Offensive Plays	.65	vs. Arkansas State (9/4)
Low	.65	vs. Arkansas State (9/4)
Total Net Offense	.608	vs. Arkansas State (9/4)
Low	.608	vs. Arkansas State (9/4)
Fumbles	.2	vs. Arkansas State (9/4)
Low	.2	vs. Arkansas State (9/4)
Fumbles Lost	.2	vs. Arkansas State (9/4)
Low	.2	vs. Arkansas State (9/4)
Penalties	.7	vs. Arkansas State (9/4)
Low	.7	vs. Arkansas State (9/4)
Penalty Yards	.60	vs. Arkansas State (9/4)
Low	.60	vs. Arkansas State (9/4)

## Auburn Individual Superlatives

Rushing Attempts	.15	by Cameron Newton vs. Arkansas St. (9/4)
Net Rushing Yards	.171	by Cameron Newton vs. Arkansas St. (9/4)
Rushing TDs	.2	by Cameron Newton vs. Arkansas St. (9/4)
Pass Attempts	.14	by Cameron Newton vs. Arkansas St. (9/4)
Pass Completions	.9	by Cameron Newton vs. Arkansas St. (9/4)
Had Intercepted	.0	--
Net Passing Yards	.186	by Cameron Newton vs. Arkansas St. (9/4)
Passing TDs	.3	by Cameron Newton vs. Arkansas St. (9/4)
Receptions	.4	by Mario Fannin vs. Arkansas St. (9/4)
Receiving Yards	.87	by Quindarius Carr vs. Arkansas St. (9/4)
TD Receptions	.2	by Mario Fannin vs. Arkansas St. (9/4)
Punts	.4	by Ryan Shoemaker vs. Arkansas St. (9/4)
Punt Average	.39.2	by Ryan Shoemaker vs. Arkansas St. (9/4)
Punts Inside 20	.1	by Ryan Shoemaker vs. Arkansas St. (9/4)
Punt Returns	.5	by Quindarius Carr vs. Arkansas St. (9/4)
Punt Return Yards	.47	by Quindarius Carr vs. Arkansas St. (9/4)
Kickoff Returns	.5	by Demond Washington vs. Arkansas St. (9/4)
Kickoff Return Yards	.126	by Demond Washington vs. Arkansas St. (9/4)
FG Attempts	.1	by Wes Byrum vs. Arkansas State (9/4)
FG Made	.4	by Wes Byrum vs. Arkansas State (9/4)
Interceptions	.0	--
Interception Yards	.0	--

## Auburn Individual Long Plays

Rushing	.71	by Cameron Newton vs. Arkansas St. (9/4)
Passing	.48	by Cameron Newton vs. Arkansas St. (9/4)
Receiving	.48	by Quindarius Carr vs. Arkansas St. (9/4)
Field Goal	.24	by Wes Byrum vs. Arkansas State (9/4)
Punt	.45	by Ryan Shoemaker vs. Arkansas St. (9/4)
Punt Return	.18	by Quindarius Carr vs. Arkansas St. (9/4)
Kickoff Return	.30	by Demond Washington vs. Arkansas St. (9/4)
Interception Return	.0	--

## Opponent Team Superlatives

Points Scored	.26	by Arkansas State (9/4)
Low	.26	by Arkansas State (9/4)
First Downs	.22	by Arkansas State (9/4)
Low	.22	by Arkansas State (9/4)
Rushing Plays	.35	by Arkansas State (9/4)
Low	.35	by Arkansas State (9/4)
Net Rushing Yards	.43	by Arkansas State (9/4)
Low	.43	by Arkansas State (9/4)
Passes Attempted	.49	by Arkansas State (9/4)
Low	.49	by Arkansas State (9/4)
Passes Completed	.33	by Arkansas State (9/4)
Low	.33	by Arkansas State (9/4)
Had Intercepted	.0	by Arkansas State (9/4)
Low	.0	by Arkansas State (9/4)
Net Passing Yards	.323	by Arkansas State (9/4)
Low	.323	by Arkansas State (9/4)
Total Offensive Plays	.84	by Arkansas State (9/4)
Low	.84	by Arkansas State (9/4)
Total Net Offense	.366	by Arkansas State (9/4)
Low	.366	by Arkansas State (9/4)
Fumbles	.1	by Arkansas State (9/4)
Low	.1	by Arkansas State (9/4)
Fumbles Lost	.0	by Arkansas State (9/4)
Low	.0	by Arkansas State (9/4)
Penalties	.5	by Arkansas State (9/4)
Low	.5	by Arkansas State (9/4)
Penalty Yards	.28	by Arkansas State (9/4)
Low	.28	by Arkansas State (9/4)

## Opponent Individual Superlatives

Rushing Attempts	.16	by Derek Lawson of Arkansas St. (9/4)
Net Rushing Yards	.45	by Derek Lawson of Arkansas St. (9/4)
Rushing TDs	.1	by Derek Lawson of Arkansas St. (9/4)
		by Jermaine Robertson of Arkansas St. (9/4)
Pass Attempts	.42	by Ryan Alpin of Arkansas St. (9/4)
Pass Completions	.28	by Ryan Alpin of Arkansas St. (9/4)
Had Intercepted	.0	--
Net Passing Yards	.278	by Ryan Alpin of Arkansas St. (9/4)
Passing TDs	.1	by Ryan Alpin of Arkansas St. (9/4)
Receptions	.8	by Dwayne Frampton of Arkansas St. (9/4)
Receiving Yards	.80	by Allen Muse of Arkansas St. (9/4)
TD Receptions	.1	by Dwayne Frampton of Arkansas St. (9/4)
Punts	.6	by Neely Sullivent of Arkansas St. (9/4)
Punt Average	.42.5	by Dean Gericke of Arkansas St. (9/4)
Punts Inside 20	.1	by Dean Gericke of Arkansas St. (9/4)
Punt Returns	.1	by Dwayne Frampton of Arkansas St. (9/4)
Punt Return Yards	.7	by Dwayne Frampton of Arkansas St. (9/4)
Kickoff Returns	.3	by Dwayne Frampton of Arkansas St. (9/4)
		by Roderick Hall of Arkansas St. (9/4)
Kickoff Return Yards	.81	by Roderick Hall of Arkansas St. (9/4)
FG Attempts	.2	by Brian Davis of Arkansas St. (9/4)
FG Made	.2	by Brian Davis of Arkansas St. (9/4)
Interceptions	.0	--
Interception Yards	.0	--

## Opponent Individual Long Plays

Rushing	.13	by Jermaine Robertson of Arkansas St. (9/4)
Passing	.61	by Ryan Alpin of Arkansas St. (9/4)
Receiving	.61	by Allen Muse of Arkansas St. (9/4)
Field Goal	.41	by Brian Davis of Arkansas St. (9/4)
Punt	.52	by Dean Gericke of Arkansas St. (9/4)
Punt Return	.7	by Dwayne Frampton of Arkansas St. (9/4)
Kickoff Return	.40	by Roderick Hall of Arkansas St. (9/4)
Interception Return	.0	--

## 2010 Plays Of 20+ Yards

Yards	Type	Player(s)	Opponent	Qtr.
71 (TD)	run	Cameron Newton	Arkansas State	2nd
48 (TD)	pass	Quindarius Carr from Cameron Newton	Arkansas State	2nd
42	pass	Darvin Adams from Neil Caudle	Arkansas State	2nd
39	pass	Quindarius Carr from Cameron Newton	Arkansas State	3rd
38 (TD)	pass	Mario Fannin from Cameron Newton	Arkansas State	3rd
36 (TD)	pass	Mario Fannin from Cameron Newton	Arkansas State	1st
35	run	Onterio McCalebb	Arkansas State	1st
20	run	Michael Dyer	Arkansas State	3rd

### Play Breakdown

#### BY PLAY

Pass.....5  
Run .....3

#### BY GAME

Arkansas State .....8  
at Mississippi State .....0  
Clemson .....0  
South Carolina.....0  
Louisiana-Monroe .....0  
at Kentucky .....0  
Arkansas .....0  
LSU .....0  
at Ole Miss .....0  
Chattanooga .....0  
Georgia .....0  
at Alabama .....0

#### BY QUARTER

1st .....2  
2nd .....3  
3rd .....3  
4th .....0

#### RUSHING

Michael Dyer .....1  
Onterio McCalebb .....1  
Cameron Newton .....1

#### PASSING

Cameron Newton .....4  
Neil Caudle .....1

#### RECEIVING

Quindarius Carr .....2  
Mario Fannin .....2  
Darvin Adams .....1

# The Last Time ...

## An Auburn Team

**Had 35 First Downs...** vs. Western Carolina, 2002 (37)  
**Had 30 First Downs...** vs. Furman, 2009 (30)  
**Had 400 yards rushing...** vs. Mississippi State, 2003 (405)  
**Had 300 yards rushing...** vs. Arkansas State, 2010 (367)  
**Had 300 yards rushing in consecutive games...** vs. Louisiana Tech (301); vs. Mississippi State (390), 2009  
**Had 50 or more rushing attempts...** vs. Louisiana Tech, 2009 (52)  
**Had six or more rushing TDs...** at Kentucky, 2005 (6)  
**Had five or more rushing TDs...** vs. Furman, 2009 (5)  
**Had four or more rushing TDs...** vs. Arkansas State, 2010 (4)  
**Had 350 or more yards passing...** vs. Furman, 2009 (373)  
**Had 300 or more yards passing...** vs. Furman, 2009 (373)  
**Had 50 or more pass attempts...** vs. Mississippi State, 1997 (54)  
**Had 30 or more pass completions...** vs. Arkansas, 1995 (34)  
**Had five TDs passing...** vs. Ball State, 2009 (5)  
**Had four TDs passing...** vs. Furman, 2009 (4)  
**Had three TDs passing...** vs. Arkansas State, 2010 (3)  
**Had 500 or more yards total offense...** vs. Arkansas State, 2010 (608)  
**Had 500 or more yards total offense in consecutive games...** vs. Louisiana Tech (556), vs. Mississippi State, 2009 (589)  
**Had 80 or more total plays...** at Tennessee, 2009 (83)  
**Scored 70 or more points...** vs. Louisiana-Monroe, 2003 (73)  
**Scored 60 or more points...** vs. Furman, 2009 (63)  
**Scored 50 or more points...** vs. Arkansas State, 2010 (52)  
**Scored 40 or more points...** vs. Arkansas State, 2010 (52)  
**Scored 40 or more points in three consecutive games...** vs. Mississippi State (49), vs. West Virginia (41), vs. Ball State (54), 2009  
**Had five or more fumbles...** vs. Southern Miss (5), 2008  
**Did not commit a turnover...** at Tennessee, 2009  
**Had 200-yard rusher and 100-yard receiver in a game...** vs. Syracuse, 2002 (Carnell Williams [202 rush] and Marcel Willis [113 receiving])  
**Had 150-yard rusher and 150-yard receiver in a game...** at Arkansas, 2001 (Carnell Williams [177 rush] and Tim Carter [156 receiving])  
**Had 100-yard receiver and 100-yard rusher in a game...** vs. Northwestern [Outback], 2010 (Ben Tate [108 rush], Darvin Adams [142 rec])  
**Had two 100-yard rushers in a game...** vs. Mississippi State, 2009 (Ben Tate [157] and Onterio McCalebb [114])  
**Had two 150-yard rushers in a game...** vs. Mississippi State, 2003 (Brandon Jacobs [182] and Carnell Williams [164])  
**Had three 100-yard rushers in a game ...** vs. Maryland, 1983 (Tommie Agee [219], Lionel James [115] and Bo Jackson [105])  
**Had two 100-yard receivers in a game...** vs. LSU, 1999 (Ronney Daniels [120] and Markeith Cooper [105])  
**Had a 60-yard run and a 60-yard pass in a game ...** vs. Alabama, 2009 (Terrell Zachery 67 rush, Chris Todd to Darvin Adams 72 pass)  
**Had three players with 2 rushing TDs...** vs. Louisiana-Monroe, 2003 (Carnell Williams [2], Brandon Jacobs [2], Tre Smith [2])  
**Had two players with seven or more catches in a game ...** Courtney Taylor vs. Alabama, 2003 (7), Silas Daniels vs. Alabama, 2003 (7)  
**Scored a touchdown on offense, defense and special teams...** vs. Louisiana-Monroe, 2008 (2 offense [1 pass, 1 rush], 1 defense [fumble return], 1 special team [punt return])  
**Scored on the first offensive play ...** vs. Alabama, 2003 (Carnell Williams, 80 yard run)  
**Returned a punt for a TD...** vs. Louisiana-Monroe, 2008 (Robert Dunn) [66 yards]  
**Returned a kickoff for a TD...** at Georgia, 2009 (Demond Washington) [99 yards]  
**Returned opening kickoff for a TD...** vs. Tennessee-Martin, 2008 (Tristan Davis) [95 yards]  
**Returned three Interceptions for TDs...** vs. LSU, 1994 (Ken Alvis, Fred Smith, Brian Robinson)  
**Returned two Interceptions for TDs...** vs. LSU, 1994 (Ken Alvis, Fred Smith, Brian Robinson)  
**Returned an Interception for a TD...** vs. Northwestern [Outback], 2010 (Walt McFadden) [100]  
**Returned two fumbles for TDs...** vs. Vanderbilt, 2002 (Spencer Johnson, Karlos Dansby)  
**Returned a fumble for a TD...** vs. Tennessee, 2008 (Jake Ricks) [0]  
**Blocked a punt ...** vs. Florida, 2006 (Jerraud Powers)  
**Blocked two punts...** vs. La-Monroe, 2003 (3 - Justin Fetsko [2], Donnay Young)  
**Blocked three punts ...** vs. La-Monroe, 2003 (3 - Justin Fetsko [2], Donnay Young)  
**Returned a blocked punt for a TD...** vs. Florida, 2006 (Tre Smith)  
**Blocked a field goal ...** vs. Kentucky, 2009 (Jake Ricks)

**Returned a blocked field goal for a TD...** vs. Kentucky, 2009 (Neiko Thorpe) [69]  
**Blocked two field goals in a game...** at Georgia, 2001 (Alton Moore, 2)  
**Blocked a PAT attempt ...** vs. Arkansas State, 2010 (Mike Blanc)  
**Blocked two PAT attempt ...** vs. LSU, 1998 (Charles Dorsey, 2)  
**Missed a kicking PAT...** vs. Georgia, 2008 (mishandled snap)  
**Had a punt blocked...** at Mississippi State, 2009 (Clinton Hurst)  
**Had a field goal blocked...** at Alabama, 2008 (Morgan Hull)  
**Had a successful on-side kick...** vs. Alabama, 2009 (Wes Byrum/Wes Byrum)  
**Was held scoreless...** at Alabama, 2008 (0-36)  
**Was held scoreless at Jordan-Hare Stadium...** vs. Southern California, 2003 (0-23)  
**Held an opponent scoreless...** vs. Louisiana-Monroe, 2008 (34-0)  
**Held an opponent scoreless at Jordan-Hare Stadium...** vs. La-Monroe, 2008 (34-0)  
**Held an opponent to five or less first downs...** vs. Ball State, 2001 (5)  
**Held an opponent to 10 or less first downs...** vs. Tennessee, 2008 (9)  
**Intercepted five or more passes...** vs. Northwestern [Outback], 2010 (5)  
**Intercepted four or more passes...** vs. Northwestern [Outback], 2010 (5)  
**Held an opponent to 300 or less yards total offense...** vs. Alabama, 2009 (291)  
**Held an opponent to 200 or less yards total offense...** vs. Tennessee, 2008 (191)  
**Held an opponent to 150 or less yards total offense...** at Mississippi State, 2008 (116)  
**Held an opponent to 100 or less yards total offense...** vs. Ball State, 2001 (92)  
**Held an opponent to 100 or less yards rushing...** vs. Arkansas State, 2010 (43)  
**Held an opponent to 50 or less yards rushing...** vs. Arkansas State, 2010 (43)  
**Held an opponent to negative yards rushing...** vs. Florida, 2001 (-36)  
**Held an opponent to 100 or less yards passing...** vs. Kentucky, 2009 (75)  
**Held an opponent without a touchdown...** at Mississippi State, 2008  
**Scored a safety...** vs. Ball State, 2009 (Josh Bynes)  
**Scored on a fake field goal...** vs. Vanderbilt, 2000 (Duval pass to Diamond)  
**Scored an offensive two-point conversion ...** at Alabama, 2006 (Lee Guess pass from Carl Stewart)  
**Scored two or more offensive two-point conversions...** vs. Florida, 2002 [2]  
**Scored a defensive two-point conversion...** vs. Ole Miss, 2009 (Demond Washington)  
**Had 10 or more penalties...** vs. Northwestern [Outback], 2010 (12)  
**Had 100 or more penalty yards...** Northwestern [Outback], 2010 (140)  
**Had 35 minutes time of possession...** at West Virginia, 2008 (35:19)  
**Was involved in a game that ended in a tie...** vs. Georgia, 1994 (23-23)  
**Was involved in an overtime game...** vs. Northwestern [Outback], 2010 (38-35 win)  
**Won a game without scoring an offensive touchdown ...** at Miss. State, 2008 (3-2)

## An Auburn Player

**Rushed 40 times in a game...** Carnell Williams vs. Syracuse, 2002 (40)  
**Rushed 35 times in a game...** Kenny Irons at Georgia, 2005 (37)  
**Rushed 30 times in a game...** Kenny Irons at Arkansas, 2005 (33)  
**Rushed for 200 yards in a game...** Kenny Irons at LSU, 2005 (218)  
**Rushed for 150 yards in a game...** Cameron Newton vs. Arkansas State (173)  
**Rushed for 100 yards in a game...** Cameron Newton vs. Arkansas State (173)  
**Quarterback rushed for 100 yards in a game...** Cameron Newton vs. Arkansas St. (173)  
**Rushed for 100 yards in five consecutive games...** Kenny Irons vs. Alabama (103), at Georgia (179), at Kentucky (103), vs. Ole Miss (101), at LSU (218), 2005  
**Rushed for 100 yards in four consecutive games...** Kenny Irons vs. Alabama (103), at Georgia (179), at Kentucky (103), vs. Ole Miss (101)  
**Rushed for 100 yards in three consecutive games...** Ben Tate at Tennessee (128), at Arkansas (184), vs. Kentucky, (132), 2009  
**Rushed for 100 yards in consecutive games...** Ben Tate at Arkansas (184), vs. Kentucky, (132), 2009  
**Rushed for 150 yards in three consecutive games...** Carnell Williams vs. Tennessee (185), at Arkansas (150), vs. Mississippi State (164), 2003  
**Rushed for 150 yards in consecutive games...** Kenny Irons at Arkansas (182), at LSU (218), 2005  
**Rushed for 4 or more TDs in a game...** Carnell Williams vs. Mississippi State, 2003 (6)  
**Rushed for 3 or more TDs in a game...** Kodi Burns vs. Mississippi State, 2009 (3)  
**Rushed for 2 or more TDs in four consecutive games...** Carnell Williams vs. Western Carolina (2), vs. Vanderbilt (2), at Miss. State (2), vs. Syracuse (2), 2002  
**Rushed for 2 or more TDs in three consecutive games...** Ronnie Brown at Florida (2), vs. LSU (2), at Ole Miss (3), 2002  
**Passed for 400 yards in a game...** Ben Leard at Georgia, 1999 (416)  
**Passed for 300 yards in a game...** Brandon Cox vs. Georgia Tech, 2005 (342)  
**Attempted 50 passes in a game...** Dameyune Craig vs. Mississippi State, 1997 (54)

# The Last Time ...

**Attempted 40 passes in a game...** Kodi Burns at Ole Miss, 2008 (43)  
**Threw five TDs in a game...** Chris Todd vs. Ball State, 2009 (5)  
**Threw four TDs in a game...** Chris Todd vs. Furman, 2009 (4)  
**Threw three TDs in a game...** Cameron Newton vs. Arkansas State (3)  
**Threw four TDs or more in consecutive games...** Chris Todd vs. West Virginia (4), vs. Ball State (5), 2009  
**Had 400 yards total offense in a game...** Jason Campbell vs. Tennessee, 2004 (431)  
**Had 300 yards total offense in a game...** Cameron Newton vs. Arkansas State (357)  
**Accounted for four or more TDs in a game...** Cameron Newton vs. Arkansas State (5)  
**Accounted for three or more TDs in a game...** Cameron Newton vs. Arkansas State (5)  
**Caught 15 passes in a game...** Willie Gosha vs. Arkansas, 1995 (17)  
**Caught 10 or more passes in a game...** Darvin Adams vs. N'western [Outback], 2010 (12)  
**Caught seven or more passes in a game...** Darvin Adams vs. Northwestern [Outback], 2010 (12)  
**Had 200 or more yards receiving in a game...** Ronney Daniels at Georgia, 1999 (249)  
**Had 150 or more yards receiving in a game...** Ben Obomanu vs. Ole Miss, 2003 (150)  
**Had 100 or more yards receiving in a game...** Darvin Adams vs. Northwestern [Outback], 2010 (12)  
**Had 100 yards receiving in consecutive games...** Darvin Adams vs. Alabama, 2009 (138), vs. Northwestern [Outback], 2010 (142)  
**Caught four or more TD passes in a game...** Alexander Wright vs. Pacific, 1989 (4)  
**Caught three or more TD passes in a game...** Darvin Adams vs. Furman, 2009 (3)  
**Caught two or more TD passes in a game...** Mario Fanning vs. Arkansas State, 2010 (2)  
**Caught a TD pass in consecutive games...** Quindarius Carr vs. Northwestern [Outback], vs. Arkansas State, 2010  
**Running back caught two or more TD passes in a game...** Mario Fanning vs. Arkansas State, 2010  
**Running back caught a TD pass in consecutive games ...** Mario Fanning vs. West Virginia, Ball State, 2009  
**Tight End caught a TD pass in consecutive games ...** Gabe McKenzie vs. Kansas State; South Florida, 2007  
**Scored 15 or more points kicking...** John Vaughn vs. Washington State, 2006 (16)  
**Scored 10 or more points kicking...** Wes Byrum vs. Arkansas State, 2010 (10)  
**Kicked five or more field goals in a game...** Jaret Holmes vs. UAB, 1996 (5)  
**Kicked four or more field goals in a game...** Wes Byrum at Tennessee, 2009 (4)  
**Had 150 kickoff return yards in a game...** Demond Washington at Georgia, 2009 (202)  
**Had 100 punt return yards in a game...** Robert Dunn vs. Southern Miss, 2008 (103)  
**Scored four or more TDs...** Carnell Williams vs. Mississippi State, 2003 (6 rush)  
**Scored three or more TDs...** Darvin Adams vs. Furman, 2009 (3 receiving)  
**Scored a rushing and receiving TD in a game...** Mario Fanning vs. Georgia, 2008  
**Had an 80-yard run...** Carnell Williams vs. Alabama, 2003 (80)  
**Had a 70-yard run...** Cameron Newton vs. Arkansas State, 2010 (71)  
**Had a 60-yard run...** Cameron Newton vs. Arkansas State, 2010 (71)  
**Completed an 80-yard pass...** Chris Todd to Mario Fanning vs. West Virginia, 2009 (82)  
**Completed a 70-yard pass...** Chris Todd to Darvin Adams vs. Alabama, 2009 (72)  
**Completed a 60-yard pass...** Chris Todd to Darvin Adams vs. Alabama, 2009 (72)  
**Kicked a field goal of 50 or more yards...** Wes Byrum vs. Southern Miss, 2008 (52)  
**Kicked a field goal of 50 or more yards in consecutive games...** John Vaughn, 2006; at Mississippi State (55), vs. Washington State (52)  
**Kicked two field goals of 50 or more yards in a game...** Win Lyle vs. Tennessee, 1987 [55, 52]  
**Had a 70-yard punt...** Kody Bliss vs. Tualne, 2006 (71)  
**Had a 60-yard punt...** Ryan Shoemaker vs. New Mexico State, 2007 (67)  
**Blocked a field goal in a game...** Tez Doolittle vs. Georgia, 2008  
**Blocked two field goals in a game...** Alton Moore at Georgia, 2001  
**Blocked a PAT attempt ...** Mike Blanc vs. Arkansas State, 2010  
**Blocked two PAT attempts ...** Charles Dorsey vs. LSU, 1998 (2)  
**Blocked a punt in a game...** Jerraud Powers vs. Florida, 2006  
**Blocked two punts in a game...** Justin Fetsko vs. Louisiana-Monroe, 2003 (2)  
**Intercepted three or more passes in a game...** Junior Rosegreen at Tennessee, 2004 (4)  
**Intercepted two or more passes in a game...** Walt McFadden and T'Sharvan Bell vs. Northwestern [Outback], 2010 (2)  
**Intercepted a pass in consecutive games...** Jerraud Powers, 2007; at Georgia; vs. Alabama, 2007  
**Intercepted a pass in three consecutive games...** Jerraud Powers, 2007; vs. Tennessee Tech, at Georgia; vs. Alabama  
**Recovered two fumbles in a game...** Sen'Derrick Marks at Alabama, 2006 (2)  
**Forced two fumbles in a game...** Quentin Groves at Alabama, 2006 (2)

## An Auburn Opponent

**Scored 50 or more points...** Georgia, 1996 (56) [4 OT]  
**Scored 40 or more points...** Arkansas, 2009 (44)  
**Had 350 or more yards rushing...** Arkansas, 2002 (426)  
**Had 300 or more yards rushing...** Arkansas, 2002 (426)  
**Had 250 or more yards rushing...** Kentucky, 2009 (282)  
**Had 50 or more rushing attempts...** Alabama, 2008 (50)  
**Had 400 yards passing...** Northwestern [Outback], 2010 (532)  
**Had 350 yards passing...** Northwestern [Outback], 2010 (532)  
**Had 300 yards passing...** Arkansas State, 2010 (323)  
**Had 50 or more pass attempts...** Northwestern [Outback], 2010 (78)  
**Had 40 or more pass attempts...** Arkansas State, 2010 (49)  
**Had 30 or more pass completions...** Arkansas State, 2010 (33)  
**Had 25 or more pass completions...** Arkansas State, 2010 (33)  
**Had four or more TDs passing...** Northwestern [Outback], 2010 (4)  
**Had three or more TDs passing...** Northwestern [Outback], 2010 (4)  
**Had five passes intercepted...** Northwestern [Outback], 2010 (5)  
**Had four passes intercepted...** Northwestern [Outback], 2010 (5)  
**Had 600 yards total offense...** Northwestern [Outback], 2010 (621)  
**Had 500 yards total offense...** Northwestern [Outback], 2010 (621)  
**Had 400 yards total offense...** Northwestern [Outback], 2010 (621)  
**Had five or more fumbles...** South Carolina, 2005 (5)  
**Lost four or more fumbles...** Mississippi State, 2002 (4)  
**Returned a punt for a TD...** LSU, 2005 (Skyler Green, 66 yards)  
**Returned a kickoff for a TD...** Ole Miss, 2009 (Jesse Grandy, 82 yards)  
**Returned an interception for a TD...** Mississippi State, 2007 (Derek Pegues, 20 yards)  
**Returned a fumble for a TD...** Arkansas, 1997 (C.J. McLain, 52 yards)  
**Returned a blocked punt for a TD...** Mississippi State, 2009 (Robert Elliott, 10 yards)  
**Blocked an Auburn punt...** Mississippi State, 2009  
**Blocked an Auburn field goal...** Alabama, 2008 (Bobby Greenwood)  
**Held Auburn to 300 yards total offense...** LSU, 2009 (193)  
**Held Auburn to 200 yards total offense...** LSU, 2009 (193)  
**Held Auburn below 100 yards rushing...** Alabama, 2008 (57)  
**Held Auburn below 50 yards rushing...** Georgia Tech, 2003 (40)  
**Held Auburn to negative yards rushing...** Tennessee, 1997 (-15)  
**Held Auburn below 100 yards passing...** LSU, 2009 (81)  
**Held Auburn to 10 or less first downs...** Alabama, 2008 (8)  
**Had 10 or more penalties...** Arkansas, 2007 (10)  
**Had 100 or more yards in penalties...** Arkansas, 2007 (100)  
**Had two 100-yard rushers in a game...** Kentucky, 2009 [Derrick Locke, 126; Randall Cobb, 109]  
**Had two 100-yard receivers in a game...** Northwestern [Outback], 2010 [Andrew Brewer, 133; Drake Dunsmore, 120]  
**Had a 100-yard rusher and a 100-yard receiver...** Ole Miss, 2009 [Dexter McCluster, 186 rush; Shay Hodge, 105 rec.]  
**Had a 100-yard rusher and two 100-yard receivers...** Tulane, 2006 [Matt Forte, 117 rush; Preston Brown, 139 rec.; Damarcus Davis, 126 rec.]  
**Did Not Have a Turnover ...** Arkansas State, 2010  
**Scored a safety...** Mississippi State, 2008 (Ryan Pugh holding penalty)  
**Scored a two-point conversion...** Alabama, 2005  
**Had 35 minutes time of possession...** Arkansas, 2009 (38:27)

# The Last Time ...

---

## An Opposing Player

**Rushed for 200 yards in a game...** Noel Devine, West Virginia, 2008 (207)  
**Rushed for 150 yards in a game...** Dexter McCluster, Ole Miss, 2009 (186)  
**Rushed for 100 yards in a game...** Dexter McCluster, Ole Miss, 2009 (186)  
**Passed for 400 yards in a game...** Mike Kafka, Northwestern [Outback], 2010 (532)  
**Passed for 350 yards in a game...** Mike Kafka, Northwestern [Outback], 2010 (532)  
**Passed for 300 yards in a game...** Mike Kafka, Northwestern [Outback], 2010 (532)  
**Attempted 70 passes in a game...** Mike Kafka, Northwestern [Outback], 2010 (78)  
**Attempted 60 passes in a game...** Mike Kafka, Northwestern [Outback], 2010 (78)  
**Attempted 50 passes in a game...** Mike Kafka, Northwestern [Outback], 2010 (78)  
**Attempted 40 passes in a game...** Ryan Aplin, Arkansas State, 2010 (42)  
**Completed 40 passes in a game...** Mike Kafka, Northwestern [Outback], 2010 (47)  
**Completed 25 passes in a game...** Ryan Aplin, Arkansas State, 2010 (28)  
**Threw three or more TD passes in a game...** Mike Kafka, Northwestern [Outback], 2010 (4)  
**Had 400 yards total offense...** Mike Kafka, Northwestern [Outback], 2010 (562)  
**Had 350 yards total offense...** Mike Kafka, Northwestern [Outback], 2010 (562)  
**Accounted for 3 or more TDs...** Mike Kafka, Northwestern [Outback], 2010 (5)  
**Caught 10 or more passes...** Zeke Markshausen (12), Sidney Stewart (10), Northwestern [Outback], 2010  
**Caught seven or more passes...** Dwayne Frampton, Arkansas State, 2010 (8)  
**Three or more players caught seven or more passes...** Zeke Markshausen (12), Sidney Stewart (10), Drake Dunsmore (9), Andrew Brewer (8), Northwestern [Outback], 2010  
**Had 100 yards receiving...** Andrew Brewer (133) and Drake Dunsmore (120), Northwestern [Outback], 2010  
**Had 200 yards receiving...** Charles Lee, Central Florida, 1999 (203)  
**Caught three or more TD passes...** Chris Collins, Ole Miss, 2002 (3)  
**Scored three TDs...** Noel Devine, West Virginia, 2009 (3)  
**Had a 90-yard run...** Guy Minor, LSU, 1936 (90)  
**Had an 80-yard run...** C.J. Spiller, Clemson [Chick-fil-A], 2007 (83) [TD]  
**Had a 70-yard run...** Dexter McCluster, Ole Miss, 2009 (79) [TD]  
**Had a 60-yard run...** Dexter McCluster, Ole Miss, 2009 (79)  
**Completed an 80-yard pass...** Bryan Randall to Josh Morgan, Va. Tech, 2004 (80) [TD]  
**Completed a 70-yard pass...** Bryan Randall to Josh Morgan, Virginia Tech, 2004 (80) [TD]  
**Completed a 60-yard pass...** Ryan Aplin to Allen Muse, 2010 (61)  
**Kicked a 50-yard field goal...** Steve Lindsey, Ole Miss, 1997 (52)  
**Had a 70-yard punt...** Blake McAdams, Mississippi State, 2007 (73)  
**Had a 60-yard punt...** Trent Hawk, Furman, 2009 (60)  
**Made three or more FGs ...** Colt David, LSU, 2007 (3)