



**2013-14 AUBURN
MEN'S BASKETBALL
FACT BOOK**





2013-14 AUBURN BASKETBALL TABLE OF CONTENTS

2013-14 SEASON
 2013-14 Rosters..... 4
 2013-14 TV/Radio Chart 5
 2013-14 Schedule 6
 2013-14 Player Profiles..... 7-13
 Head Coach Tony Barbee..... 14-16
 Coaching Staff..... 17-18
 Support Staff..... 19-22
 2012-13 Season In Review..... 23-38
 2012-13 SEC In Review 39-41

HISTORY & RECORDS
 Individual Records 42-43
 Team Records 43-44
 Single Game Records..... 45
 Facility Records..... 46-47
 Career Leaders..... 48-49
 Single-Season Leaders 50-53
 Winning Streaks..... 53
 Year-By-Year Leaders 54-57
 1,000-Point Scorers 58-62
 Year-By-Year Team Stats..... 63-65
 Single-Game Superlatives..... 66
 Big Wins/Big Losses..... 66
 Year-By-Year Scores..... 67-79
 Series Records vs. All Opponents 80
 Series Scores..... 81-94
 Record vs. All Conferences 95-96
 Year-By-Year Records 97-98
 Coaching Records 98
 Tournament Participation..... 99-101
 SEC Tournament 102-103
 Southern Conference Tournament..... 103
 NCAA Tournament..... 104-114
 National Invitational Tournament..... 115-118
 All-Time Lineups 119-122
 All-Time Letterwinners 122-125
 All-Time Numerical Roster..... 126-127
 Overtime Records..... 128
 Auburn on TV 129-130
 SEC Champions 131
 SEC All-Time Records..... 132
 All-Americans/Retired Jerseys..... 133
 All-SEC 134
 Auburn Honors & Awards..... 135-138

2013-14 AUBURN BASKETBALL QUICK FACTS

GENERAL INFORMATION
 School Auburn University
 Location Auburn, Ala.
 Founded Oct. 1, 1856
 Enrollment..... 25,469
 Nickname Tigers
 Colors Burnt Orange and Navy Blue
 Home Court (Capacity) Auburn Arena (9,121)
 Affiliation NCAA Division I
 Conference Southeastern (SEC West)
 President Dr. Jay Gogue
 Alma Mater Auburn (1969)
 Athletics Director..... Jay Jacobs
 Alma Mater Auburn (1985)
 University Website www.auburn.edu
 Athletics Website..... www.auburntigers.com

TEAM INFORMATION
 2012-13 Overall Record 9-23 (.281)
 SEC Record..... 3-15 (.167)
 Regular-Season Finish..... 14th
 Postseason..... N/A
 Home Record..... 7-10 (.412)
 Away Record 2-9 (.182)
 Neutral Record 0-4 (.000)
 Letterwinners Returning/Lost 4/7
 Starters Returning/Lost 2/3
 Newcomers..... 7

RADIO STATION / AUBURN IMG SPORTS NETWORK
 Radio Station WGGZ-FM (94.3)
 Play-by-Play Rod Bramblett
 Bramblett Email..... Rod.Bramblett@img.com
 Bramblett Office Phone 334-826-2929
 Network Address..... Auburn Network
 PO Box 950
 Auburn, AL 36831

MEDIA RELATIONS
 Assistant AD/Public Relations..... Cassie Arner
 Associate Director/Men's Basketball Contact..... Dan Froehlich
 E-Mail..... froehdp@auburn.edu
 Office Phone 334-844-9803
 Cell Phone..... 334-750-1389
 Senior Associate AD/Communications Jack Smith
 Associate AD/Communications Kirk Sampson
 Administrative Assistant..... Kathy Harker
 Photographer Todd Van Emst
 Videographer..... Steve Sain
 Press Row Phone Numbers 334-844-1933 / 334-844-1935
 Media Relations Phone 334-844-9800
 Media Relations Fax 334-844-9807
 Mailing Address..... P.O. Box 351, Auburn, AL 36831
 Overnight Address..... Athletics Complex
 392 S. Donahue Dr., Auburn, AL 36831

CREDITS

The 2013-14 Auburn Basketball Fact Book is produced by the Auburn Athletics Department, Jay Jacobs, Director. Associate Director of Media Relations, Dan Froehlich, editor. Page design, layout and typesetting on Adobe InDesign by Dan Froehlich.



NUMERICAL ROSTER

No.	Name	Pos.	Cl.	Ht.	Wt.	Exp.	Hometown (Previous School)
0	Asauhn Dixon-Tatum	C	SR	7-0	226	1L	Anderson, Ind. (Chattahoochee Tech)
1	KT Harrell	G	JR	6-4	216	TR	Montgomery, Ala. (Virginia)
2	Allen Payne	F	SR	6-6	225	3L	Cincinnati, Ohio (Winton Woods)
3	Chris Denson	G	SR	6-2	181	3L	Columbus, Ga. (Shaw)
11	Dion Wade	G	FR	6-5	170	HS	Antwerp, Belgium (Findlay Prep)
13	Tahj Shamsid-Deen	PG	FR	5-10	163	HS	Decatur, Ga. (Columbia)
20	Alex Thompson	F	FR	6-8	204	HS	Dothan, Ala. (Houston Academy)
21	Malcolm Canada	PG	JR	6-3	224	JC	Austin, Texas (Ellsworth CC)
22	C.J. Holmes	G	SO	6-0	191	SQ	Washington, D.C. (IMG Academy)
25	Jordon Granger	F	SO	6-8	200	1L	St. Louis, Mo. (McCluer North)
31	Benas Griciunas	C	FR	7-0	225	HS	Silute, Lithuania (Findlay Prep)
32	Chris Griffin	F	JR	6-7	229	JC	Tallahassee, Fla. (Wabash Valley College)
33	Ronald Delph	C	FR	7-0	235	HS	Winter Haven, Fla. (IMG Academy)
41	Matthew Atewe	C	FR	6-9	250	HS	Brampton, Ont., Canada (Notre Dame Prep)

ALPHABETICAL ROSTER

No.	Name	Pos.	Cl.	Ht.	Wt.	Exp.	Hometown (Previous School)
41	Matthew Atewe	C	FR	6-9	250	HS	Brampton, Ont., Canada (Notre Dame Prep)
21	Malcolm Canada	PG	JR	6-3	224	JC	Austin, Texas (Ellsworth CC)
33	Ronald Delph	C	FR	7-0	235	HS	Winter Haven, Fla. (IMG Academy)
3	Chris Denson	G	SR	6-2	181	3L	Columbus, Ga. (Shaw)
0	Asauhn Dixon-Tatum	C	SR	7-0	226	1L	Anderson, Ind. (Chattahoochee Tech)
25	Jordon Granger	F	SO	6-8	200	1L	St. Louis, Mo. (McCluer North)
31	Benas Griciunas	C	FR	7-0	225	HS	Silute, Lithuania (Findlay Prep)
32	Chris Griffin	F	JR	6-7	229	JC	Tallahassee, Fla. (Wabash Valley College)
1	KT Harrell	G	JR	6-4	216	TR	Montgomery, Ala. (Virginia)
22	C.J. Holmes	G	SO	6-0	191	SQ	Washington, D.C. (IMG Academy)
2	Allen Payne	F	SR	6-6	225	3L	Cincinnati, Ohio (Winton Woods)
13	Tahj Shamsid-Deen	PG	FR	5-10	163	HS	Decatur, Ga. (Columbia)
20	Alex Thompson	F	FR	6-8	204	HS	Dothan, Ala. (Houston Academy)
11	Dion Wade	G	FR	6-5	170	HS	Antwerp, Belgium (Findlay Prep)

COACHES & STAFF

Tony Barbee	Head Coach	(UMass '93 / 4th Year at Auburn)
Ryan Miller	Associate Head Coach	(Northern State '00)
Tony Madlock	Assistant Coach	(Memphis '91)
Milt Wagner	Assistant Coach	(Louisville/Memphis '04)
Steve Smith	Executive Dir. of Basketball	(UMass '81)
Randall Dickey	Dir. of Basketball Operations	(Ouachita Baptist '83)
Corey Speights	Video Coordinator	(UTEP '08)
Harper Williams	Administrative Assistant	(UMass '93)
Jermile Brooks	Athletic Trainer	(Col. of Charleston '01)
Damon Davis	Strength & Conditioning Coach	(Western Illinois '03)

2013-14 Team Managers: Michael Banks, Harrison Evola, Brooks Ohman, John Schuessler, Jonathan Wade, Bianca Webb.

PRONUNCIATION GUIDE

Matthew Atewe	Atta-way
Asauhn Dixon-Tatum	Uh-Sahn
Jordon Granger	Jore-DON Grain-er
Benas Griciunas	Bennis (like Dennis) Greh-see-Onus
Jermile Brooks	Jer-mell



#0 Asauhn Dixon-Tatum
Sr. • Center
7-0 • 226
Anderson, Ind.




#1 KT Harrell
Jr. • Guard
6-4 • 216
Montgomery, Ala.



#2 Allen Payne
Sr. • Forward
6-6 • 225
Cincinnati, Ohio



#3 Chris Denson
Sr. • Guard
6-2 • 181
Columbus, Ga.



#11 Dion Wade
Fr. • Guard
6-5 • 170
Antwerp, Belgium



#13 Tahj Shamsid-Deen
Fr. • Point Guard
5-10 • 163
Decatur, Ga.




#20 Alex Thompson
Fr. • Forward
6-8 • 204
Dothan, Ala.



#21 Malcolm Canada
Jr. • Point Guard
6-3 • 224
Austin, Texas




#22 C.J. Holmes
So. • Guard
6-0 • 191
Washington, D.C.



#25 Jordon Granger
So. • Forward
6-8 • 200
St. Louis, Mo.



#31 Benas Gričionas
Fr. • Center
7-0 • 225
Silute, Lithuania



#32 Chris Griffin
Jr. • Forward
6-7 • 229
Tallahassee, Fla.



#33 Ronald Delph
Fr. • Center
7-0 • 235
Winter Haven, Fla.



#41 Matthew Atewe
Fr. • Center
6-9 • 250
Ontario, Canada



Tony Barbee
Head Coach
4th Year at Auburn
8th Year Overall



Ryan Miller
Associate Head Coach



Tony Madlock
Assistant Coach



Milt Wagner
Assistant Coach



Steve Smith
Exec. Dir. of Basketball



Randall Dickey
Dir. of Basketball Ops.



DATE	DAY	OPPONENT	LOCATION	TIME (CT)	TV
OCTOBER					
28	MONDAY	VICTORY UNIVERSITY (EXHIBITION)	AUBURN	7PM	--
NOVEMBER					
1	FRIDAY	PAINE COLLEGE (EXHIBITION)	AUBURN	7PM	--
8	FRIDAY	NICHOLS STATE	AUBURN	7PM	--
15	FRIDAY	NORTHWESTERN STATE	AUBURN	7PM	--
19	TUESDAY	JACKSONVILLE STATE	AUBURN	7PM	--
23	SATURDAY	MURRAY STATE	AUBURN	7PM	--
26	TUESDAY	TENNESSEE STATE	AUBURN	7PM	--
DECEMBER					
2	Monday	at Iowa State	Ames, Iowa	6pm	ESPNU
8	Sunday	vs. Illinois	Atlanta, Ga. (Philips Arena)	2pm	FSN
19	THURSDAY	CLEMSON	AUBURN	7PM	FSN
22	SUNDAY	BOSTON COLLEGE	AUBURN	1PM	CSS
30	MONDAY	ARKANSAS-PINE BLUFF	AUBURN	7PM	CSS
JANUARY					
4	SATURDAY	FLORIDA A&M	AUBURN	7PM	--
9	Thursday	*at Ole Miss	Oxford, Miss.	6pm	ESPN/2
11	SATURDAY	*MISSOURI	AUBURN	1PM	ESPN
15	Wednesday	*at Tennessee	Knoxville, Tenn.	6pm	CSS
18	SATURDAY	*FLORIDA	AUBURN	3PM	SEC TV
22	Wednesday	*at Mississippi State	Starkville, Miss.	7pm	ESPN3
25	Saturday	*at Arkansas	Fayetteville, Ark.	5pm	FSN
29	WEDNESDAY	*ALABAMA	AUBURN	7PM	SEC TV
FEBRUARY					
1	SATURDAY	*GEORGIA	AUBURN	12:30PM	SEC TV
5	Wednesday	*at South Carolina	Columbia, S.C.	6pm	ESPN3
8	Saturday	*at LSU	Baton Rouge, La.	3pm	SEC TV
12	WEDNESDAY	*KENTUCKY	AUBURN	7PM	SEC TV
15	SATURDAY	*MISSISSIPPI STATE	AUBURN	12:30PM	SEC TV
19	Wednesday	*at Florida	Gainesville, Fla.	6pm	FSN
22	SATURDAY	*VANDERBILT	AUBURN	5PM	FSN
26	WEDNESDAY	*SOUTH CAROLINA	AUBURN	8PM	FSN
MARCH					
1	Saturday	*at Alabama	Tuscaloosa, Ala.	2pm	ESPNU
5	WEDNESDAY	*TENNESSEE	AUBURN	7PM	SEC TV
8	Saturday	*at Texas A&M	College Station, Texas	3pm	SEC TV
12-16	Wednesday-Sunday	SEC Tournament	Atlanta, Ga. (Georgia Dome)	TBA	TBA
NCAA FIRST FOUR					
March 18-19		Dayton, Ohio	UD Arena		
NCAA SECOND/THIRD ROUNDS					
March 20 & 22		Buffalo, N.Y. Milwaukee, Wis. Orlando, Fla. Spokane, Wash.	First Niagara Center BMO Harris Bradley Center Amway Center Spokane Veterans Mem. Arena		
March 21 & 23		Raleigh, N.C. San Antonio, Texas San Diego St. Louis	PNC Arena AT&T Center Viejas Arena Scottrade Center		
NCAA REGIONALS					
March 27 & 29		Anaheim, Calif. Memphis, Tenn.	Honda Center FedEx Forum		
March 28 & 30		Indianapolis, Ind. New York, N.Y.	Lucas Oil Stadium Madison Square Garden		
NCAA FINAL FOUR					
April 5 & 7		Dallas, Texas	AT&T Stadium		



2012-13 (Junior): Averaged 11.9 points, 3.0 rebounds, 1.6 assists and 1.0 steals in 24.9 minutes per game ... played in 20 games, starting 9 ... did not play in the first 7 games of the season ... Missed 4 games in January due to a stress fracture ... shot 47.4 percent from the floor, 28.0 percent from 3-point range and 66.3 percent from the foul line ... career-high 24 points and 9 rebounds, 3 assists and 2 steals at Mississippi State ... 18 points, 5 assists vs. Arkansas ... 16 points vs. Vanderbilt ... game-high 18 points (6-9 fgs) in 26 minutes vs. Ole Miss ... 15 points (7-10 fgs), 4 rebounds at Kentucky ... 20 points, 5 rebounds and 2 steals in 23 minutes vs. Tennessee Tech ... Dunk was ESPN's No. 1 Play of the Day on Dec. 18 ... 18 points, 5 rebounds, 3 assists and 2 steals vs. Winthrop ... 17 points (7-10 fgs), career-high 6 rebounds vs. Furman ... 13 points in 20 minutes vs. Grambling.

2011-12 (Sophomore): Averaged 8.7 points, 1.8 rebounds, 1.1 assists and 0.5 steals in 22.3 minutes per game ... started 8 of 30 games ... shot 46.4 percent from the floor, 36.8 percent from 3-point range and 63.6 percent from the foul line ... of his 54 rebounds, 22 were offensive ... scored a season-high 19 points (10-12 fts) with 5 assists vs. Georgia Southern ... 17 points (3-4 3fgs) and 3 assists vs. Arkansas-Pine Bluff ... 16 points, 4 rebounds and 2 assists vs. Ole Miss ... 15 points at Florida State ... 12 points and 4 rebounds vs. #2 Kentucky ... 12 points (8-12 fts) vs. LSU ... 14 points (8-11 fts) vs. North Florida ... 12 points, 3 steals and 3 rebounds vs. USF in first start of season.

2010-11 (Freshman): Averaged 5.9 points, 1.6 rebounds, 1.0 assists and 0.9 steals in 18.4 minutes per game ... shot 42.2 percent from the field, 16.0 percent from 3-point range and 58.3 percent from the foul line ... played in 20 games, starting three vs. Florida, Alabama and at Arkansas ... in the final seven games of the season, averaged 9.7 points while shooting 48.9 percent from the field ... scored a career-high 21 points on 9-of-10 shooting from the field in 22 minutes vs. Georgia in the SEC Tournament ... 16 points (8-9 fts), 4 steals and 3 rebounds at Ole Miss ... 11 points, including 9 in the second half, 4 rebounds and 2 assists vs. Ole Miss, including a perfect 4-4 from the foul line in the last 35 seconds ... 10 points (4-6 fgs) at Georgia ... 10 points, all in the second half, 3 rebounds in 12 minutes at South Carolina ... 8 points, 4 rebounds, 3 assists and 2 steals vs. Arkansas ... 7 points, 5 rebounds at Arkansas ... 7 points vs. #18 Vanderbilt ... 4 assists in 15 minutes vs. Florida in first collegiate start ... 12 points (4-6 fgs, 2-4 3fgs) in 19 minutes at Mississippi State ... received the Most Improved Player award at the team's season-ending banquet.

HIGH SCHOOL AND PERSONAL DATA: Averaged 24.3 points, 4.7 rebounds, 4.1 assists and 2.5 steals as a senior at Columbus (Ga.) Shaw High School under coach Terry White in 2009-10 ... a McDonald's All-American nominee ... first-team All-State selection as a senior ... averaged 13.9 points as a junior ... drove to the basket at will and finished with a game-high 38 points vs. Liberty County in the Class AAA state tournament in 2010 ... helped Shaw advance to the state playoffs all four years, including an Elite Eight appearance as a freshman, Sweet 16 as a sophomore and then losing a first round heartbreaker as a junior in 2009 when Shaw finished 23-8 ... full name is Christopher Tyler Denson ... born Sept. 17, 1991, in Columbus, Ga. ... majoring in Liberal Arts ... son of Donna and Chris Denson Sr. ... signed national letter of intent on May 19, 2010.

Chris Denson

#3

6-2 • 181
Senior • Guard
Columbus, Ga. • Shaw

2012-13 Denson Game-by-Game

Opponent	Min	FG-A	Pct	3PT-A	Pct	FT-A	Pct	O-D-T	PF	A	TO	BLK	ST	Pts
IPEW							DNP							
vs. Murray St							DNP							
at CofC							DNP							
vs. Dayton							DNP							
at BC							DNP							
URI							DNP							
DEPAUL							DNP							
GRAMBLING	20*	5-6	.833	0-1	.000	3-6	.500	0-0-0	0	1	1	0	0	13
FURMAN	30*	7-10	.700	0-0	.000	3-4	.750	1-5-6	3	2	2	0	0	17
TENN TECH	23*	5-11	.455	1-3	.333	9-10	.900	2-3-5	1	1	2	0	2	20
WINTHROP	36*	6-13	.462	1-3	.333	5-7	.714	3-2-5	0	3	0	0	2	18
vs. Illinois	25*	2-8	.250	1-1	1.000	3-6	.500	2-2-4	2	4	6	1	1	8
FLORIDA ST							DNP							
LSU							DNP							
at S. Carolina							DNP							
at Arkansas							DNP							
KENTUCKY	13	0-4	.000	0-0	.000	0-0	.000	1-2-3	1	3	0	0	0	0
at Vanderbilt	18	0-4	.000	0-3	.000	1-2	.500	0-1-1	3	1	2	0	0	1
OLE MISS	26	6-9	.667	0-0	.000	6-8	.750	1-0-1	3	0	0	1	1	18
at Georgia	28*	4-12	.333	0-2	.000	4-9	.444	1-2-3	2	0	0	0	0	12
at Missouri	25*	3-8	.375	1-2	.500	3-6	.500	0-3-3	2	1	1	0	2	10
ALABAMA	28	3-7	.429	1-1	1.000	2-4	.500	0-2-2	0	0	1	1	1	9
at Kentucky	29	7-10	.700	0-0	.000	1-2	.500	2-2-4	0	1	0	0	0	15
ARKANSAS	28*	6-9	.667	1-1	1.000	5-8	.625	0-2-2	3	5	2	0	0	18
FLORIDA	25*	5-8	.625	0-0	.000	3-4	.750	0-1-1	1	1	1	0	1	13
TEXAS A&M	23	4-7	.571	0-1	.000	1-2	.500	0-1-1	3	1	1	0	1	9
at Ole Miss	3	0-1	.000	0-0	.000	0-0	.000	0-0-0	0	0	0	0	0	0
at Alabama	26	0-5	.000	0-0	.000	2-2	1.000	1-3-4	0	1	2	0	2	2
VANDERBILT	30	5-12	.417	1-4	.250	5-7	.714	0-4-4	3	2	0	0	2	16
TENNESSEE							DNP							
at Miss. St.	35	9-18	.500	0-1	.000	6-8	.750	0-9-9	2	3	1	0	2	24
vs. Texas A&M	27	4-9	.444	0-2	.000	7-9	.778	0-1-1	4	1	0	0	2	15

2012-13 Denson Season & Career Highs

Points	Season 24, at Mississippi State (3/9/13)	Free Throws	Season 9, vs. Tennessee Tech (12/18/12)
Career 24, at Mississippi State (3/9/13)		Career 10, vs. Ga. Southern (12/30/11)	
Rebounds	Season 9, at Mississippi State (3/9/13)	Free Throws Attempted	Season 10, vs. Tennessee Tech (12/18/12)
Career 9, at Mississippi State (3/9/13)		Career 12, 2x, vs. LSU (3/3/12)	
Field Goals	Season 9, at Mississippi State (3/9/13)	Assists	Season 5, vs. Arkansas (2/13/13)
Career 9, 2x, at Miss. State (3/9/13)		Career 5, 3x, vs. Arkansas (2/13/13)	
Field Goal Attempts	Season 18, at Mississippi State (3/9/13)	Steals	Season 2, 6x, at Mississippi State (3/9/13)
Career 18, at Mississippi State (3/9/13)		Career 4, at Ole Miss (2/15/11)	
Three-Point Field Goals	Season 1, 7x, vs. Vanderbilt (3/2/13)	Blocked Shots	Season 1, 3x, vs. Alabama (2/6/13)
Career 3, vs. Ark-Pine Bluff (11/28/11)		Career 1, 7x, vs. Alabama (2/6/13)	
Three-Point Attempts	Season 4, vs. Vanderbilt (3/2/13)	Minutes Played	Season 36, vs. Winthrop (12/22/12)
Career 5, at Hawai'i (12/22/11)		Career 38, vs. Ole Miss (1/14/12)	

DENSON'S CAREER STATS

Year	GP-GS	Min-Avg	FG-FGA	Pct	3FG-A	Pct	FT-FTA	Pct	Off-Def-Tot-Avg	PF	FO	Ast	TO	Blk	Stl	Pts	Avg
2010-11	20-3	367-18.4	43-102	.422	4-25	.160	28-48	.583	15-17-32-1.6	30	0	20	12	1	17	118	5.9
2011-12	30-8	670-22.3	90-194	.464	14-38	.368	68-107	.636	22-32-54-1.8	44	0	34	41	3	16	262	8.7
2012-13	20-9	498-24.9	81-171	.474	7-25	.280	69-104	.663	14-45-59-3.0	33	0	31	22	3	19	238	11.9
TOTAL	70-20	1535-21.9	214-467	.458	25-88	.284	165-259	.637	51-94-145-2.1	107	0	85	75	7	52	618	8.8



2012-13 (Junior): Averaged 3.7 points, 3.3 rebounds and 1.4 blocks in 14.0 minutes per game ... played in 32 games ... shot 46.0 percent from the field and 65.9 percent from the free throw line ... Led the team with 44 blocks, which was 6th in the SEC ... 10 points (4-4 fgs), 3 rebounds, 1 steal in 15 minutes vs. Kentucky ... 12 points, 8 rebounds, 3 blocks and 1 steal vs. Murray State ... 9 points, 5 rebounds, 3 blocks in 15 minutes vs. DePaul ... 8 points, 3 rebounds at No. 17 Missouri ... 5 points, 3 blocks and 2 rebounds at Alabama ... career-high 9 rebounds, 6 points and 3 blocks vs. Furman ... 8 rebounds and 4 points in 17 minutes vs. Florida State.

2011-12 (Sophomore): Averaged 10.9 points, was ranked fifth nationally with 11.8 rebounds and led the NJCAA Div. I with 5.4 blocks per game for Chattahoochee Tech in Marietta, Ga., under coach David Archer ... earned second-team All-GCAA honors as well as Defensive Player of the Year honors ... was named GCAA Player of the Week for averaging 12.6 points, 14 rebounds and 4 blocks during the week of Feb. 23 ... totaled 23 points, 9 rebounds and 3 blocks while going 7-of-8 from the floor and a perfect 9-of-9 from the free throw line in a 57-56 loss to Albany Tech in the GCAA Tournament first round ... his putback dunk with 30 seconds left, gave Chattahoochee Tech in the game ... had three triple-doubles on the season.

2010-11 (Freshman): Averaged 4.6 points, 4.0 rebounds for NCAA Div. II Grand Valley State in Allendale, Mich., for coach Ric Wesley after redshirting his freshman season at the school in 2009-10 ... shot 57.1 percent from the field and averaged 2.2 blocks per game while his 59 blocks were the fourth-highest in school history ... had a season-high 7 blocks in only 18 minutes to go along with 6 rebounds and 5 points vs. Lake Superior State ... started the final 25 games of the season, averaging 18.5 minutes per game ... scored in double figures three times, including a season-high 11 points vs. Northern Michigan.

HIGH SCHOOL AND PERSONAL DATA: Full name is Asauhn Antonio Dixon-Tatum ... born February 1, 1991, in Indianapolis, Ind. ... son of Vincent Tatum and Tamia Dixon-Tatum ... majoring in Public Administration ... Averaged 11.3 points, 9.7 rebounds and 4.0 blocks per game as a senior for Anderson Highland High School under coach Jeff Howard ... helped the team to a 14-9 record and the county championship ... led the county in blocks and was named Anderson Highland's Most Improved Player during 2008-09 ... ranked as the No. 2 center in Indiana by Scoutingindiana.com ... when he graduated high school, he was 6-foot-9, 190 pounds.

Asauhn Dixon-Tatum

#0

7-0 • 226

Senior • Center

Anderson, Ind. • Chattahoochee Tech

2012-13 Dixon-Tatum Game-by-Game


Opponent	Min	FG-A	Pct.	3PT-A	Pct.	FT-A	Pct.	O-D-T	PF	A	TO	BLK	STL	Pts
IPFW	8	0-3	.000	0-0	.000	0-0	.000	1-1-2	1	0	1	1	0	0
vs. Murray St	28	6-8	.750	0-0	.000	0-0	.000	7-1-8	2	1	2	3	1	12
at CoFC	7	0-1	.000	0-0	.000	0-0	.000	0-0-0	3	0	1	1	0	0
vs. Dayton	8	1-1	1.000	0-0	.000	0-0	.000	0-0-0	2	0	2	1	1	2
at BC	8	0-2	.000	0-0	.000	0-0	.000	0-1-1	2	0	0	0	0	0
URI	17	2-3	.667	0-0	.000	0-0	.000	3-0-3	1	0	1	0	0	4
DEPAUL	15	1-2	.500	0-0	.000	7-8	.785	2-3-5	0	0	0	3	0	9
GRAMBLING	21	2-4	.500	0-0	.000	0-0	.000	1-3-4	3	0	0	3	0	4
FURMAN	21	3-10	.300	0-0	.000	0-0	.000	4-5-9	1	0	0	3	0	6
TENN TECH	17	1-5	.200	0-0	.000	3-6	.500	3-5-8	2	0	2	0	0	5
WINTHROP	13	3-4	.750	0-0	.000	0-1	.000	4-0-4	3	0	1	0	0	6
vs. Illinois	17	2-3	.667	0-0	.000	1-2	.500	1-1-2	4	2	0	1	2	5
FLORIDA ST	17	2-3	.667	0-0	.000	0-1	.000	4-4-8	3	0	1	1	0	4
LSU	14	3-5	.600	0-0	.000	0-0	.000	2-1-3	0	1	0	1	0	6
at S. Carolina	9	1-1	1.00	0-0	.000	2-2	1.000	0-0-0	3	0	1	1	0	4
at Arkansas	13	3-3	1.00	0-0	.000	0-2	.000	0-3-3	1	0	0	1	0	6
KENTUCKY	15	4-4	1.000	0-0	.000	2-2	1.000	2-1-3	1	0	0	1	1	10
at Vanderbilt	10	1-2	.500	0-0	.000	0-0	.000	0-3-3	2	0	2	1	2	2
OLE MISS	8	0-2	.000	0-0	.000	0-0	.000	0-0-0	1	0	0	0	0	0
at Georgia	10	0-2	.000	0-0	.000	0-0	.000	1-0-1	2	0	0	0	0	0
at Missouri	21	2-5	.400	0-0	.000	4-4	1.000	2-1-3	5	1	0	1	0	8
ALABAMA	14	0-1	.000	0-0	.000	0-0	.000	2-3-5	3	0	2	0	1	0
at Kentucky	16	0-1	.000	0-0	.000	2-2	1.000	0-2-2	5	0	2	2	1	2
ARKANSAS	15	2-3	.667	0-0	.000	1-2	.500	1-2-3	1	0	1	3	1	5
FLORIDA	13	0-2	.000	0-0	.000	0-0	.000	3-0-3	0	0	0	2	0	0
TEXAS A&M	15	1-3	.333	0-0	.000	0-0	.000	3-1-4	2	0	0	1	0	2
at Ole Miss	9*	0-3	.000	0-0	.000	0-0	.000	0-1-1	3	0	0	0	0	0
at Alabama	12	1-2	.500	0-0	.000	3-4	.750	0-2-2	1	0	0	3	1	5
VANDERBILT	11	1-3	.333	0-0	.000	0-1	.000	1-2-3	0	0	0	2	0	2
TENNESSEE	16	2-2	1.000	0-0	.000	1-2	.500	2-1-3	2	0	1	2	0	5
at Miss. St.	11	0-3	.000	0-0	.000	0-0	.000	1-3-4	2	0	1	2	1	0
vs. Texas A&M	19	2-4	.500	0-0	.000	1-2	.500	2-4-6	2	0	1	4	0	5

2012-13 Dixon-Tatum Season & Career Highs

Points	Free Throws
Season 12, vs. Murray State (11/15/12)	Season 7, vs. DePaul (11/30/12)
Career 12, vs. Murray State (11/15/12)	Career 7, vs. DePaul (11/30/12)
Rebounds	Free Throws Attempted
Season 9, vs. Furman (12/15/12)	Season 8, vs. DePaul (11/30/12)
Career 9, vs. Furman (12/15/12)	Career 8, vs. DePaul (11/30/12)
Field Goals	Assists
Season 6, vs. Murray State (11/15/12)	Season 2, vs. Illinois (12/29/12)
Career 6, vs. Murray State (11/15/12)	Career 2, vs. Illinois (12/29/12)
Field Goal Attempts	Steals
Season 10, vs. Furman (12/15/12)	Season 2, 2x, at Vanderbilt (1/23/13)
Career 10, vs. Furman (12/15/12)	Career 2, 2x, at Vanderbilt (1/23/13)
Three-Point Field Goals	Blocked Shots
Season --	Season 4, vs. Texas A&M (3/13/13)
Career --	Career 4, vs. Texas A&M (3/13/13)
Three-Point Attempts	Minutes Played
Season --	Season 28, vs. Murray State (11/15/12)
Career --	Career 28, vs. Murray State (11/15/12)

DIXON-TATUM'S CAREER STATS

Year	GP-GS	Min-Avg	FG-FGA	Pct	3FG-A	Pct	FT-FTA	Pct	Off-Def-Tot-Avg	PF	FO	Ast	TO	Blk	Stl	Pts	Avg
2012-13	32-1	448-14.0	46-100	.460	0-0	.000	27-41	.659	52-54-106-3.3	63	2	5	22	44	12	119	3.7
TOTAL	32-1	448-14.0	46-100	.460	0-0	.000	27-41	.659	52-54-106-3.3	63	2	5	22	44	12	119	3.7



2012-13 (Freshman): Averaged 1.2 points and 1.1 rebounds in 6.1 minutes per game ... played in 20 games, starting 3 (vs. Alabama, Kentucky and Arkansas) ... shot 36.8 from the field and 83.3 from the free throw line ... 5 points vs. Arkansas ... 4 points, 4 rebounds in a 14 minutes at No. 17 Missouri ... 6 points and 2 rebounds in 9 minutes vs. Grambling ... 4 points, 3 rebounds, 1 block and 1 steal in 10 minutes vs. Tennessee Tech ... 2 points and 2 rebounds in season-high 15 minutes vs. No. 7 Florida.

HIGH SCHOOL AND PERSONAL DATA: Averaged 14.8 points, 8.8 rebounds and 3.9 blocks as a senior at McClure North High School in Florissant, Mo., for coach Randy Reed in 2011-12 in leading the team to a 31-1 record and the state championship ... named Missouri Player of the Year as a senior as well as Missouri Boys Super 7 ... named first-team All-State Class 5A as a senior ... won back-to-back Class 5A State Championships in 2011 and 2012 ... 21 points and 20 rebounds vs. University City ... 23 points and 8 boards vs. ChiBogan ... 21 points and 18 rebounds vs. Cardinal Ritter ... first-team All-Metro as a senior and second-team All-Metro as a junior when he averaged 14.8 points, 8.8 rebounds and 3.8 blocks leading the team to a 29-5 record ... in one week as a junior, he had a pair of triple-doubles in three wins with 14 points and 14 blocks vs. Normandy, 21 points, 10 rebounds and 6 blocks vs. Roosevelt and 16 points, 16 rebounds and 10 blocks vs. Jackson ... chose Auburn over Missouri, Arkansas, Illinois, Saint Louis U. and Detroit ... three-year letterman at McClure North ... full name is Jordan Eugene Granger ... born November 5, 1993, in St. Louis, Mo. ... majoring in Psychology ... son of Eugene Granger and Paula Granger.

Jordan Granger

#25

6-8 • 200
Sophomore • Forward
St. Louis, Mo. • McCluer North

2012-13 Granger Game-by-Game


Opponent	Min	FG-A	Pct.	3PT-A	Pct.	FT-A	Pct.	O-D-T	PF	A	TO	BLK	ST	Pts.
IPFW	4	0-0	.000	0-0	.000	0-0	.000	0-0-0	1	0	1	0	0	0
vs. Murray St	9	0-1	.000	0-0	.000	0-0	.000	1-1-2	1	0	0	0	0	0
at CofC														DNP
vs. Dayton														DNP
at BC														DNP
URI														DNP
DEPAUL	5	0-0	.000	0-0	.000	0-0	.000	0-0-0	1	1	0	0	0	0
GRAMBLING	9	2-4	.500	0-0	.000	2-2	1.000	1-1-2	0	0	0	0	0	6
FURMAN	3	0-0	.000	0-0	.000	0-0	.000	0-0-0	0	0	0	0	0	0
TENN TECH	10	2-3	.667	0-0	.000	0-0	.000	1-2-3	2	0	2	1	1	4
WINTHROP	1	0-0	.000	0-0	.000	0-0	.000	0-0-0	1	0	0	0	0	0
vs. Illinois														DNP
FLORIDA ST	2	0-0	.000	0-0	.000	0-0	.000	0-0-0	0	0	0	0	0	0
LSU														DNP
at S. Carolina	6	0-0	.000	0-0	.000	0-0	.000	0-0-0	0	0	0	0	0	0
at Arkansas	0	0-0	.000	0-0	.000	0-0	.000	0-0-0	0	0	0	0	0	0
KENTUCKY														DNP
at Vanderbilt	2	0-1	.000	0-0	.000	0-0	.000	0-0-0	1	0	1	0	0	0
OLE MISS														DNP
at Georgia	6	0-1	.000	0-0	.000	1-2	.500	2-0-2	2	0	0	0	0	1
at Missouri	14	0-2	.000	0-1	.000	4-4	1.000	0-4-4	2	0	1	0	0	4
ALABAMA	7*	0-2	.000	0-0	.000	0-0	.000	1-1-2	0	0	0	0	0	0
at Kentucky	4*	0-0	.000	0-0	.000	0-0	.000	0-0-0	1	0	0	0	0	0
ARKANSAS	11*	1-1	1.000	0-0	.000	3-4	.750	0-1-1	2	0	0	0	1	5
FLORIDA	15	1-3	.333	0-0	.000	0-0	.000	1-1-2	1	0	1	0	1	2
TEXAS A&M	6	0-0	.000	0-0	.000	0-0	.000	0-2-2	0	0	0	0	0	0
at Ole Miss	4	1-1	1.000	0-0	.000	0-0	.000	0-0-0	0	0	0	0	0	2
at Alabama	4	0-0	.000	0-0	.000	0-0	.000	1-0-1	0	0	1	0	0	0
VANDERBILT														DNP
TENNESSEE														DNP
at Miss. St.														DNP
vs. Texas A&M														DNP

2012-13 Granger Season & Career Highs

Points	Season 6, vs. Grambling State (12/11/12)	Free Throws	Season 4, at Missouri (2/2/13)
Career 6, vs. Grambling State (12/11/12)	Career 4, at Missouri (2/2/13)	Free Throws Attempted	Season 4, 2x, at Missouri (2/2/13)
Rebounds	Season 4, at Missouri (2/2/13)	Career 4, 2x, at Missouri (2/2/13)	Assists
Career 4, at Missouri (2/2/13)	Field Goals	Season 2, 2x, vs. Tenn. Tech (12/18/12)	Career 1, vs. DePaul (11/30/12)
Field Goal Attempts	Season 2, 2x, vs. Tenn. Tech (12/18/12)	Career 2, 2x, vs. Tenn. Tech (12/18/12)	Steals
Season 4, vs. Grambling State (12/11/12)	Field Goal Attempts	Career 4, vs. Grambling State (12/11/12)	Season 1, 3x, vs. Florida (2/16/13)
Career 4, vs. Grambling State (12/11/12)	Three-Point Field Goals	Season --	Career 1, 3x, vs. Florida (2/16/13)
Career --	Season --	Three-Point Attempts	Season 1, vs. Tennessee Tech (12/18/12)
Season 1, at Missouri (2/2/13)	Career 1, at Missouri (2/2/13)	Season 1, at Missouri (2/2/13)	Career 1, vs. Tennessee Tech (12/18/12)
Career 1, at Missouri (2/2/13)	Minutes Played	Season 15, vs. Florida (2/16/13)	Career 15, vs. Florida (2/16/13)
	Season 15, vs. Florida (2/16/13)	Career 15, vs. Florida (2/16/13)	

GRANGER'S CAREER STATS

Year	GP-GS	Min-Avg	FG-FGA	Pct	3FG-A	Pct	FT-FTA	Pct	Off-Def-Tot-Avg	PF	FO	Ast	TO	Blk	Stl	Pts	Avg
2012-13	20-3	122-6.1	7-19	.368	0-1	.000	10-12	.833	8-13-21-1.1	15	0	1	7	1	3	24	1.2
TOTAL	20-3	122-6.1	7-19	.368	0-1	.000	10-12	.833	8-13-21-1.1	15	0	1	7	1	3	24	1.2



2012-13 (Junior): Averaged 7.7 points, 4.6 rebounds, 1.3 assists and 1.2 steals in 27.0 minutes per game ... played in 32 games, starting 30 ... shot 44.5 percent from the field, 22.8 percent (13-of-57) from 3-point range and 68.1 percent from the foul line ... 13 points, 4 rebounds and 2 steals at Georgia ... 9 points, 8 rebounds, 2 steals, 1 assist and 1 block at Mississippi State ... 3-pointer with :05 left sent Arkansas game into overtime ... 9 points and 4 rebounds vs. Arkansas ... Career-high 17 points, 7 rebounds and 3 assists vs. Florida State ... 15 points, 4 rebounds and 4 assists vs. LSU ... First career double-double (10 points, career-high 10 rebounds) vs. No. 12 Illinois ... 11 points, 4 rebounds, 2 steals vs. Kentucky ... 11 points vs. Texas A&M ... 12 points, 7 rebounds, 3 assists and 3 steals vs. IPFW ... 11 points (9 in the second half), 6 rebounds, 2 steals vs. Alabama.

2011-12 (Sophomore): Averaged 4.3 points, 4.0 rebounds, 0.9 assists and 0.7 steals in 19.0 minutes per game ... played in 20 games, starting 12 ... shot 41.3 percent from the field, 30.8 percent (4-of-13) from 3-point range and 69.0 percent from the foul line ... started the first six games of the season ... did not play in the last three games of the season as he had left lateral meniscus knee surgery on Feb. 28 ... season-high 15 points, 7 rebounds and 3 assists vs. Arkansas on Feb. 25 ... 10 points, a career-high 9 rebounds at Miss. State ... 6 points, 3 rebounds at Arkansas ... 7 rebounds vs. Georgia ... 11 points and 5 boards vs. Nicholls State ... 6 points and 6 rebounds vs. No. 23 Miss. State ... 7 points and 8 rebounds at No. 11 Florida.

2010-11 (Freshman): Averaged 5.6 points and 2.9 rebounds in 21.8 minutes per game ... played in all 31 games, starting 18, including the final 17 of the season ... 16 points, 6 rebounds and 2 steals in 25 minutes vs. Arkansas-Pine Bluff ... scored an SEC-high 15 points (2-of-4 3fgs) and had 5 rebounds at No. 15 Kentucky in the SEC opener ... 14 points (4-of-5 fgs) vs. UNC Asheville in his collegiate debut in the season opener ... team-highs of 13 points and 7 rebounds vs. Tennessee ... 9 points, 3 rebounds and 3 assists vs. Miss. State ... 9 points and 3 rebounds vs. Middle Tennessee State ... 6 points, 8 rebounds and 2 assists at South Carolina ... received the Freshman of the Year Award at the team's awards banquet.

HIGH SCHOOL AND PERSONAL DATA: Averaged 18 points and 7 rebounds as a senior for Winton Woods High School under coach Donnie Gillespie II ... named second-team All-State as a senior ... three-time All-City selection as a sophomore, junior and senior ... four-time first-team All-FAVC selection ... three-time team MVP ... all-time leading rebounder at Winton Woods High with 646 rebounds ... scored a season high 33 points vs. Hamilton High ... scored 25 points twice in the month of January 2010 against Western Hills and Glen Este ... 18 points and 6 rebounds vs. Garfield Heights ... averaged 15 points and 8 rebounds as a junior ... full name is Allen Emmanuel Payne ... born Nov. 23, 1991, in Forest Park, Ohio ... majoring in public administration ... son of Nichelle Payne and Bobby Jones ... his father played basketball at VMI ... signed national letter of intent on Nov. 16, 2009.

Allen Payne

#2

6-6 • 225
Senior • Forward
Cincinnati, Ohio • Winton Woods

2012-13 Payne Game-by-Game


Opponent	Min	FG-A	Pct.	3PT-A	Pct.	FT-A	Pct.	O-D-T	PF	A	TO	BLK	ST	Pts
IPFW	37*	4-7	.571	0-0	.000	4-6	.667	4-3-7	2	3	2	0	3	12
vs. Murray St	17*	0-5	.000	0-1	.000	6-8	.750	1-3-4	2	1	3	0	1	6
at CoFC	28*	0-7	.000	0-1	.000	0-0	.000	1-3-4	3	0	1	0	2	0
vs. Dayton	33*	4-8	.500	1-2	.500	0-0	.000	1-3-4	3	1	2	0	0	9
at BC	29	3-7	.429	0-1	.000	1-3	.333	1-5-6	3	1	1	1	2	7
URI	36*	4-11	.364	1-4	.250	0-0	.000	2-3-5	4	0	3	1	2	9
DEPAUL	22*	4-6	.667	0-0	.000	0-0	.000	2-1-3	2	0	4	0	4	8
GRAMBLING	18*	4-7	.571	0-3	.000	1-2	.500	2-5-7	0	2	0	0	1	9
FURMAN	19*	2-3	.667	1-1	1.000	0-0	.000	0-0-0	4	0	3	0	2	5
TENN TECH	24*	2-3	.667	1-2	.500	0-0	.000	2-4-6	2	4	1	0	1	5
WINTHROP	29*	3-9	.333	0-4	.000	0-0	.000	4-1-5	3	2	1	0	0	6
vs. Illinois	27*	4-8	.500	0-2	.000	2-3	.667	3-7-10	4	1	0	0	1	10
FLORIDA ST	33*	4-8	.500	0-0	.000	9-13	.692	4-3-7	3	3	3	0	1	17
LSU	29*	7-12	.583	1-3	.333	0-0	.000	0-4-4	2	4	1	0	0	15
at S. Carolina	34*	4-7	.571	0-1	.000	0-2	.000	2-1-3	4	1	3	0	2	8
at Arkansas	36*	4-6	.667	1-2	.500	0-0	.000	1-3-4	5	1	3	0	0	9
KENTUCKY	35*	4-8	.500	0-2	.000	3-4	.750	1-3-4	1	0	1	0	2	11
at Vanderbilt	33*	1-1	1.000	0-0	.000	1-1	1.000	0-5-5	2	2	2	0	2	3
OLE MISS	27*	3-8	.375	0-3	.000	0-0	.000	0-1-1	4	1	0	0	0	6
at Georgia	26*	3-8	.375	2-4	.500	5-6	.833	2-2-4	4	0	3	0	2	13
at Missouri	21*	1-3	.333	0-0	.000	4-4	1.000	1-3-4	2	0	3	0	0	6
ALABAMA	30*	4-5	.800	0-1	.000	3-3	1.000	1-5-6	1	1	1	0	2	11
at Kentucky	17*	2-5	.400	1-1	1.000	0-1	.000	0-1-1	2	0	0	0	0	5
ARKANSAS	30*	3-10	.300	1-3	.333	1-2	.500	2-3-5	4	1	2	0	1	8
FLORIDA	24*	1-6	.167	0-1	.000	1-2	.500	2-3-5	4	1	2	0	1	8
TEXAS A&M	26*	4-7	.571	1-3	.333	2-2	1.000	0-2-2	3	0	3	0	0	11
at Ole Miss	27*	4-8	.500	0-2	.000	1-1	1.000	1-6-7	2	2	2	0	2	9
at Alabama	24*	1-5	.200	0-1	.000	0-0	.000	2-4-6	3	4	2	0	1	2
VANDERBILT	27*	2-6	.333	0-2	.000	2-4	.500	1-5-6	3	1	2	0	1	6
TENNESSEE	17*	1-3	.333	0-2	.000	1-2	.500	0-2-2	4	2	1	0	0	3
at Miss. St.	33*	4-8	.500	1-3	.333	0-0	.000	1-7-8	2	1	3	1	2	9
vs. Texas A&M	17*	2-4	.500	1-2	.500	0-0	.000	0-1-1	3	1	1	0	0	5

2012-13 Payne Season & Career Highs

Points	Free Throws
Season 17, vs. Florida State (1/2/13)	Season 9, vs. Florida State (1/2/13)
Career 17, vs. Florida State (1/2/13)	Career 9, vs. Florida State (1/2/13)
Rebounds	Free Throws Attempted
Season 10, vs. Illinois (12/29/12)	Season 13, vs. Florida State (1/2/13)
Career 10, vs. Illinois (12/29/12)	Career 13, vs. Florida State (1/2/13)
Field Goals	Assists
Season 7, vs. LSU (1/9/13)	Season 4, 3x, at Alabama (2/26/13)
Career 7, vs. LSU (1/9/13)	Career 4, 3x, at Alabama (2/26/13)
Field Goal Attempts	Steals
Season 12, vs. LSU (1/9/13)	Season 4, vs. DePaul (11/30/12)
Career 12, vs. LSU (1/9/13)	Career 4, 2x, vs. DePaul (11/30/12)
Three-Point Field Goals	Blocked Shots
Season 2, at Georgia (1/30/13)	Season 1, 3x, at Miss. State (3/9/13)
Career 2, 4x, at Georgia (1/30/13)	Career 1, 7x, at Miss. State (3/9/13)
Three-Point Attempts	Minutes Played
Season 4, 3x, last at Georgia (1/30/13)	Season 37, vs. IPFW (11/9/12)
Career 4, 5x, last at Georgia (1/30/13)	Career 37, vs. IPFW (11/9/12)

PAYNE'S CAREER STATS

Year	GP-GS	Min-Avg	FG-FGA	Pct	3FG-A	Pct	FT-FTA	Pct	Off-Def-Tot-Avg	PF	FO	Ast	TO	Blk	Stl	Pts	Avg
2010-11	31-18	675-21.8	56-166	.337	16-55	.291	45-66	.682	27-63-90-2.9	46	0	25	63	2	28	173	5.6
2011-12	20-12	380-19.0	31-75	.413	4-13	.308	20-29	.690	26-54-80-4.0	26	0	18	20	2	14	86	4.3
2012-13	32-30	865-27.0	93-209	.445	13-57	.228	47-69	.681	43-105-148-4.6	89	1	41	58	3	38	246	7.7
TOTAL	83-60	1920-23.1	180-450	.400	33-125	.264	112-164	.683	96-222-318-3.8	161	1	84	141	7	80	505	6.1



**Matthew
Atewe**

#41

6-9 • 250
Freshman
Center
Brampton, Ontario,
Canada
Notre Dame Prep

HIGH SCHOOL AND PERSONAL DATA: Averaged close to a double-double in points and rebounds for coach Ryan Hurd at Notre Dame Prep ... Prior to playing at Notre Dame Prep, he attended Father Henry Karr High in Ontario ... Member of the Canadian Junior National Team and was selected to represent Canada in the 2012 Nike Global Challenge ... full name is Matthew Atewe ... born March 7, 1994 in Brampton, Ontario ... son of Osas and Eriter Atewe ... majoring in business management ... signed national letter of intent on April 19, 2013.



**Malcolm
Canada**

#21

6-3 • 224
Junior
Point Guard
Austin, Texas
Ellsworth CC

2012-13: Played at Ellsworth Community College ... Third Team NJCAA All-America .. Averaged 20.2 points, 5.8 rebounds, 5.2 assists and 1.6 steals per game, all of which were team highs ... Led the Iowa Community College Athletic Conference in assists (162), point scored (625), field goals (215) and free throws made (162) as well as ranking eighth in both rebounds (181) and steals (49) ... Finished the season ranked fifth nationally in free throws made, 13th in points scored and 18th in assists ... Ellsworth finished the season 18-13.

HIGH SCHOOL AND PERSONAL DATA: Attended Akins High School ... Averaged 18.4 points, 6.0 rebounds, 5.0 assists and 2.7 steals per game as a senior ... Averaged 13.4 points, 4.5 assists, 3.8 rebounds and 2.4 steals per game as a junior ... Was rated No. 98 overall in Texas by Rivals.com and was the 16th rated point guard in the state as a junior ... majoring in public administration.



**Ronald
Delph**

#33

7-0 • 235
Freshman
Center
Winter Haven, Fla.
IMG Academy

HIGH SCHOOL AND PERSONAL DATA: Attended IMG Academy in Bradenton, Fla., after attending Lake Region High in Winter Haven, Fla., where he was a three-year starter ... Averaged 10 points and 10 rebounds ... In his first game at IMG, Delph totaled 22 points and 12 rebounds where he made a big shot to tie the game late ... son of Ronellda Delph ... majoring in animal science production/management.




**Benas
Griciunas**

#31

7-0 • 225
Freshman
Center
Silute, Lithuania
Findlay Prep

HIGH SCHOOL AND PERSONAL DATA: Attended Findlay Prep in Henderson, Nev., along with fellow freshman Dion Wade ... Was selected for the Lithuanian National Team ... son of Audra Griciuniene and Romas Griciunas ... Born on July 27, 1994 in Silute, Lithuania ... majoring in finance.



Chris Griffin

#32

6-7 • 229

Junior

Forward

Tallahassee, Fla.

Wabash Valley College

2012-13 (Sophomore): Played at Wabash Valley College ... averaged 10.5 points, 2.7 rebounds and 1.3 assists per game in 7.8 minutes per game ... played in 15 games, starting 10 ... shot 35.1 percent from the field, 28.3 from 3-point range and 85.5 percent from the free throw line ... scored 20-plus points four times, including a season-high 25 at Southwestern Illinois College on 6-of-15 shooting from the field and 10-of-10 at the free throw line.

2010-11 (Freshman): played at Murray State ... averaged 2.0 points and 2.0 rebounds per game in 8.7 minutes per game, playing in 20 games ... shot 31.0 percent from the field, 22.2 percent from 3-point range and 71.4 percent from the free throw line ... had a career-high 5 points on three occasions (Morehead State, Tennessee Tech and SIUE) ... had a career-high six rebounds against SIUE and Southeast Missouri.

HIGH SCHOOL AND PERSONAL DATA: attended Leon High School in 2009-10, scoring 20 points and 12 rebounds per game ... averaged six assists and three blocks per game ... played his junior season of 2008-09 at FAMU High School where he scored 19 points and grabbed 12 rebounds per game ... also averaged eight blocked shots per game ... recorded seven triple-doubles and turned in a memorable performance against Leon HS by scoring 40 points, hauling in 16 rebounds with eight blocked shots ... FloridaHoops.com, FloridaProspect.com and Breakdown magazine ranked him in the top-25 players in the state and Scout.com ranked him in the top-100 small forwards in the nation ... in 2009 he was invited and participated in the Reebok U All-American Camp ... full name is Christian Griffin ... born Aug. 8, 1992 in Tallahassee, Fla. ... son of David Griffin ... majoring in public administration.

GRIFFIN'S CAREER STATS

Year	GP-GS	Min-Avg	FG-FGA	Pct	3FG-A	Pct	FT-FTA	Pct	Off-Def-Tot-Avg	PF	FO	Ast	TO	Blk	Stl	Pts	Avg
2010-11	22-0	192-8.7	13-42	.310	2-9	.222	15-21	.714	14-29-43-2.0	17	0	6	17	5	10	43	2.0
TOTAL	22-0	192-8.7	13-42	.310	2-9	.222	15-21	.714	14-29-43-2.0	17	0	6	17	5	10	43	2.0



KT Harrell

#1

6-4 • 216

Junior

Guard

Montgomery, Ala.

Virginia

2012-13 (Redshirted): redshirted after transferring from the University of Virginia.

2011-12 (Sophomore): Averaged 4.7 points, 1.0 rebound and 0.9 assists in 18.9 minutes while playing in 11 games at Virginia, starting five of them, under coach Tony Bennett ... announced he was transferring from Virginia on Dec. 23, 2011 ... shot 31.5 percent from the field and 70 percent from the foul line ... scored a season-high 14 points vs. Green Bay ... 9 points vs. TCU in the Paradise Jam ... had 8 points and a career-high 4 assists vs. Winthrop ... 13 points, a season-high 4 rebounds, tied a career-high with 3 made 3-point field goals and a career-high 2 steals vs. South Carolina State in the season opener.

2010-11 (Freshman): Averaged 8.0 points, 2.1 rebounds in 22.2 minutes per game ... shot 42.3 percent from the floor, 42.1 percent from 3-point range and 64.2 percent from the foul line ... played in all 31 games, started 15 ... led the team in scoring in five games ... scored in double figures in 11 games ... earned ACC Rookie of the Week honors after scoring a career-high 20 points (8-12 fgs) and 4 rebounds in a career-high 35 minutes vs. Oregon ... scored an ACC career-high 17 points and 3 assists vs. Georgia Tech ... had 14 points and a career-high 8 rebounds vs. #13 Washington at the Maui Invitational ... 13 points and 5 boards vs. William & Mary in his collegiate debut ... 9 points vs. Miami in the ACC Tournament ... 7 points vs. #5 Duke ... 13 points at Boston College and vs. North Carolina ... 15 points vs. LSU and 16 points vs. Seattle.

HIGH SCHOOL AND PERSONAL DATA: Ranked as a Top 100 recruit by Scout.com, Rivals.com and ESPNU in 2010 ... won the 2010 Gatorade Alabama Boys Basketball Player of the Year award after averaging 27.8 points, 10.8 rebounds and 6.3 assists per game for Brewbaker Tech Magnet High School under coach Chauncey Shines as a senior in 2009-10 ... shot 64.9 percent from the floor, 48.9 percent from 3-point range and 77.3 percent from the foul line in leading Brewbaker Tech to a 23-6 record and the Class 4A State Tournament title game, where he totaled 17 points, 9 rebounds and 3 blocks in the 58-50 loss to Ramsay ... Class 4A Player of the Year in Alabama in 2009-10 by the Alabama Sports Writers Association ... earned first-team All-State honors and was selected to the ASWA's Super Five Team ... finalist for Mr. Basketball in Alabama ... Alabama-Mississippi All-Star Classic selection ... did not play his junior year in high school after transferring to Brewbaker Tech ... earned All-Metro honors at Jefferson Davis High School for coach Terry Posey as a sophomore in 2007-08 ... received the Student-Athlete of the Year Award as a senior at Brewbaker Tech ... volunteered as a youth basketball

instructor and mentor to elementary and middle school student-athletes ... full name is Keylon Tobias Harrell ... born July 5, 1992, in Wiesbaden, Germany ... majoring in psychology ... son of Rodney and Michele Harrell.

HARRELL'S CAREER STATS

Year	GP-GS	Min-Avg	FG-FGA	Pct	3FG-A	Pct	FT-FTA	Pct	Off-Def-Tot-Avg	PF	FO	Ast	TO	Blk	Stl	Pts	Avg
2011-12	11-5	208-18.9	17-54	.315	4-21	.190	14-20	.700	0-11-11-1.0	10	0	10	13	4	6	52	4.7
TOTAL	11-5	208-18.9	17-54	.315	4-21	.190	14-20	.700	0-11-11-1.0	10	0	10	13	4	6	52	4.7



**C.J.
Holmes**

#22

6-0 • 191
Sophomore
Guard
Washington, D.C.
IMG Academy

2012-13 (Freshman): Walk-on ... played in 2 games for a total of 4 minutes ... Did not record a shot.

HIGH SCHOOL AND PERSONAL DATA: Attended IMG Academy his junior and senior years where he averaged 8 points, 2 assists and 2 rebounds as a senior in 2011-12 for coach Vince Walden ... averaged 5 points off the bench as a junior in 2010-11 ... played junior varsity for two seasons at Osbourn Park High School in Manassas, Va., under coach Bob Lake ... full name is Carroll James Holmes ... born March 9, 1994, in Washington, D.C. ... majoring in Journalism ... son of James Holmes, Carolyn Henderson and Will Henderson ... has three brothers, Chris Holmes, Bryce Henderson and Blake Henderson and three sisters, Christian Holmes, Lissette Henderson and Ariane Henderson Cooper.



**Tahj
Shamsid-Deen**

#13

5-10 • 163
Freshman
Point Guard
Decatur, Ga.
Columbia

HIGH SCHOOL AND PERSONAL DATA: Attended Columbia High School ... team was 19-1 with him as a starter in the state playoffs ... three-time Atlanta Journal-Constitution Class AAA Player of the Year selection ... led Columbia to a 27-4 record as a senior ... ranked No. 91 in the MaxPreps Class of 2013 ... Helped lead Columbia to three-straight Class AAA state titles and one runner-up finish ... Columbia went 31-1 and finished the season ranked 10th nationally during his junior year ... Averaged 14 points, 10 assists and three steals as a junior at Columbia ... born May 26, 1995 in Atlanta, Ga. ... son of Vincent and Stacey Shamsid-Deen ... majoring in finance.



**Alex
Thompson**

#20

6-8 • 204
Freshman
Forward
Dothan, Ala.
Houston Academy

HIGH SCHOOL AND PERSONAL DATA: Played at Houston Academy for the 2012-13 season ... Dothan Eagle Player of the Year ... Alabama Sports Writers Association Class 2A Player of the Year ... one of three finalists for Alabama Mr. Basketball ... scored over 2,000 points in his high school career ... averaged 25.0 points, 12.8 rebounds, 2.8 assists, 2.6 blocks and 2.0 steals per game at Houston Academy ... 25.0 points per game was tops among all 2A all-state candidates and his 12.8 rebounds were second-most ... helped Houston finish the year 25-7, advancing to the regional postseason tournament ... Third-team Class 5A all-state selection out of Jensen Beach, Fla. after averaging 24.0 points, 10.4 rebounds and 1.8 blocks per game for Jensen Beach HS in 2011-12 ... averaged 20.6 points and 9.3 rebounds as a sophomore ... academic all-state ... son of Paul and Cecilia Thompson ... pre-engineering major.



**Dion
Wade**

#11

6-5 • 170
Freshman
Guard
Antwerp, Belgium
Findlay Prep

HIGH SCHOOL AND PERSONAL DATA: Attended No. 1 ranked Findlay Prep in Henderson, Nev., where he was a teammate of fellow Auburn freshman, Benas Griciunas, under coach Todd Simon ... McDonald's All-American nominee as he shot 38 percent from 3-point range and 80 percent from the foul line ... Played for the Belgium Junior National Team ... born Oct. 9, 1993 in Antwerp, Belgium ... son of Mark Wade and Samira Ben Fakih ... majoring in international business ... father played basketball at Michigan and played professionally in Europe.



Auburn head coach Tony Barbee continues to work tirelessly to rebuild and rebrand Auburn basketball. Entering his fourth season on the Plains, he continues to shape the roster to fit his style of play as he builds with playmakers, sharp-shooters and physical, athletic players in the post.

In his first year at Auburn in 2010-11, Barbee took the beginning steps of molding the Auburn roster towards his preferred style of play. Over time, Barbee helped develop Frankie Sullivan into one of the most prolific Auburn players in recent memory as

the guard concluded his career in 2012-13 eighth all-time on the scoring list with 1,556 career points to go along with 190 career steals, fourth all-time.

Auburn finished 11-20 overall and 4-12 in the SEC in 2010-11 but won two of its last three games and went 3-4 in its last seven regular season games to finish fifth in the SEC's Western Division. The Tigers were a consensus preseason last place pick in the league and was called "the worst BCS conference team in the country" by some national prognosticators. By the end of the year, however, Barbee was being discussed as a candidate for SEC Coach of the Year by the media and league coaches in the latter part of the season.

The Tigers were one of the youngest teams in America with an average of 1.14 years of experience, ranked 315th out of 345 Division I teams. There were no seniors on the roster and only 12 percent of Auburn's scoring returned from the previous season's team that finished 15-17 overall.

A trademark of each of Barbee's teams, it starts with defense as undermanned Auburn ranked second in the SEC with 7.8 steals per game.

The relentless Tigers, which took on the personality of their head coach, came back to win four games after trailing by 15 points or more, including wins over Mississippi State, Ole Miss and at LSU.

The 20-point comeback win over Ole Miss was the second largest in school history, surpassing the 19-point comeback win over Mississippi State two weeks prior. Auburn upset Florida State which eventually came within one point of the NCAA Tournament Final Four.

Auburn followed that season by again exceeding preseason expectations, finishing 10th in the SEC with a 15-16 overall record and a 5-11 league mark. Among the victories was a 65-55 victory over No. 23 Mississippi State.

From the previous season, Auburn improved its RPI to 145 from 253 and strength of schedule to 71 from 148.

When Barbee was named Auburn's 20th head basketball coach on March 24, 2010, he had advanced to postseason play in 18 of his 19 seasons as a head coach, assistant coach and player.

Barbee, 42, brought his energetic, exciting and uptempo brand of basketball to the Tigers, who begin their fourth season in the sparkling \$86 million Auburn Arena.

In addition, can he ever recruit? He recruits not only the top players in the Southeast but also the nation and the world, bringing in interna-

TONY BARBEE

Head Coach

Fourth Season at Auburn • 35-59 (.372)

Eighth Season Overall • 117-111 (.513)

tional players Matthew Atewe (Canada), Benas Gričunas (Lithuania) and Dion Wade (Belgium) prior to the 2013-14 season.

His recruiting efforts don't stop at the players either. Barbee recruits Auburn fans, Auburn students and even the media.

Barbee, who averaged 20.5 wins per season in four years as head coach at UTEP, exceeded expectations each season in El Paso. He steadily improved each year with the Miners, capped with a 26-7 record, Conference USA regular season title and NCAA Tournament appearance in 2009-10. The Miners lost to eventual NCAA runner-up Butler in the NCAA Tournament.

The Miners finished 15-1 in Conference USA and had a 16-game winning streak and set a school record for consecutive road wins with seven while being ranked in the top 25 by both the Associated Press and ESPN/USA Today Coaches poll for the first time in 18 years.

Barbee, who was also named NABC District 11 Coach of the Year, coached C-USA Player of the Year Randy Culpepper, All-CUSA second-team selection Derrick Character and C-USA All-Defensive Team member Julian Stone.

Barbee coached Conference USA first-team selections in each of his final three seasons at UTEP to go along with four players who earned 10 All-C-USA honors combined.

Despite losing all-time leading scorer Stefon Jackson from the year before, the 2009-10 Miners cemented their reputation as one of the nation's top teams with tenacious defense.

UTEP lowered its opponent scoring average from 71.9 points per game in 2008-09 to 64.6 ppg the following season -- the second best scoring defense for the Miners in the last 18 years. UTEP's field goal percentage defense (.392) was its best in 36 years, and its 3-point field goal percentage defense (.313) tied for first in school history.

The Miners held 14 of 16 C-USA opponents below their season scoring averages and in league road games, held their opponents to a mere 35.9 percent shooting from the field.

One of UTEP's biggest wins was a 72-67 victory at Memphis on Jan. 20, ending Memphis' NCAA record-tying 64 game conference winning streak.

Barbee's record improved each of his four seasons at UTEP by going 14-17 in his first season in 2006-07, 19-14 in 2007-08, 23-14 in 2008-09 to 26-7 in 2009-10. His C-USA record improved each season as well from 6-10 to 8-8 to 10-6 to 15-1 and Conference USA Champions.

The 2008-09 Miners advanced to the championship series of the College Basketball Invitational behind Stefon Jackson, who ended his prolific career as both UTEP's and Conference USA's all-time leading scorer with 2,456 points. UTEP went 23-14 overall and tied for fourth in C-USA at 10-6 as three players received All-C-USA honors: Jackson a first-team se-

Tony Barbee • Career Highlights

- 22-year coaching and playing record of 466-262 (.640)
- Postseason 18 of 22 years as a head coach, assistant coach and player
- 7-year head coaching record: 117-111 (.513)
- Averaged 16.7 wins per season as a head coach
- 2010 Conference USA Champions
- 2010 Conference USA Coach of the Year
- NABC District 11 Coach of the Year
- 2010 NCAA Tournament
- 1996 NCAA Tournament Final Four
- 2006 NCAA Tournament Elite 8
- 1992 NCAA Tournament Sweet 16
- 9 NCAA Tournament appearances (seven as a coach, two as a player)
- 6 Conference Championships
- 4 Conference Tournament Championships
- No. 3 recruiter in nation by Rivals.com
- 6 national top 10 recruiting classes
- 4 players coached are in NBA
- 2002 NIT Champions
- Played professional basketball in Spain
- 2-time All-Atlantic 10 2nd-team (1991, 1993)
- All-Atlantic 10 Freshman Team (1990)
- Four-year record of 91-39 (.700) as a stand-out at UMass from 1989-93
- Won back-to-back Atlantic 10 Conference regular season and tournament titles in 1992 and 1993
- Scored 1,643 career points at UMass

2013-14 AUBURN MEN'S BASKETBALL



HEAD COACH TONY BARBEE

lection, Randy Culpepper a third-team pick and Arnett Moultrie an All-Freshman Team member.

In 2007-08, UTEP went 19-14 overall and tied for sixth in C-USA with an 8-8 record as Jackson was named first-team All-C-USA. Jackson led C-USA and was ranked seventh nationally in scoring at 23.6 ppg, eclipsing Dwyane Wade's C-USA junior scoring record with 778 points. Culpepper was selected the C-USA Sixth Man of the Year.

Despite being hired just two months prior to the start of practice and inheriting a roster with only three returning letterwinners, Barbee made UTEP competitive with a 14-17 record overall and 6-10 mark in C-USA, good for 10th in his first season. Jackson was an All-C-USA second-team selection.

Prior to his stint at UTEP, Barbee spent six highly successful seasons as an assistant coach at Memphis under John Calipari where he was considered one of the nation's top recruiters.

During Barbee's tenure as an assistant coach at Memphis from 2000-06, the Tigers won 148 games, an average of nearly 25 victories per season.

Memphis made six consecutive postseason tournament appearances (NCAA: 2003, 2004, 2006; and NIT: 2001, 2002, 2005). The Tigers earned three final AP top 25 rankings, fourth in 2006, 19th in 2003 and 24th in 2004.

In 2005-06, Memphis had a 33-4 record while reaching the NCAA Tournament Elite Eight. The Tigers won the C-USA regular season title and tournament championship while having two players chosen in the first round of the NBA Draft -- Rodney Carney (Philadelphia 76ers) and Shawne Williams (Indiana Pacers).

Memphis won a share of the 2004 C-USA regular season title, won the 2002 NIT and won the C-USA National Division in 2002 and 2003.

Barbee was named the top assistant in C-USA by Street & Smith in 2005-06 and was also honored by Rivals.com as the nation's No. 3 recruiter while at Memphis. HoopScoop magazine tabbed him as one of the nation's top assistant coaches in 2004.

Memphis produced top 10 recruiting classes in each of Barbee's six years, including the 2001 class that was ranked No. 1 in the country. The

2002 recruiting class would have been top-ranked had it not lost a player to the NBA.

Ten players coached by Barbee are playing or have played in the NBA - Derrick Caracter (Los Angeles Lakers), Arnett Moultrie (Philadelphia 76ers), Rodney Carney (Golden State Warriors), Joey Dorsey (Toronto Raptors), Chris Douglas-Roberts (Milwaukee Bucks), Earl Barron (Portland Trail Blazers), Shawne Williams (Portland Trail Blazers), Marcus Camby (Portland Trail Blazers), Dajuan Wagner (Cleveland Cavaliers) and Antonio Burks (Memphis Grizzlies).

Barbee began his coaching career as a graduate assistant at UMass for the 1995-96 season under Calipari. The Minutemen went 35-2 en route to the Final Four of the NCAA Tournament as Barbee was also the team's radio color analyst.

He was promoted to assistant coach at UMass from 1996-98 under Bruiser Flint while the Minutemen went to a pair of NCAA Tournaments.

Barbee was an assistant coach at Wyoming under Steve McClain in 1998-99 as the Cowboys went 18-10 and reached the NIT second round.

Barbee went back to UMass under Flint for the 1999-2000 season and advanced to the NIT.

As a player at UMass, Barbee was instrumental in the Minutemen posting a 91-39 record and earning four straight postseason tournament bids. UMass won back-to-back Atlantic 10 Conference regular season and tournament titles in 1992 and 1993.

Barbee still ranks among the school's all-time leaders in numerous statistical categories, including scoring with 1,643 points. He was a second-team All-Atlantic 10 player in 1991 and 1993 and All-Atlantic 10 Freshman team selection in 1990.

The Indianapolis, Ind., native helped UMass reach the NCAA Tournament Sweet 16 in 1992 and the NIT Final Four in 1991.

He played professionally in Spain and France after his playing career at UMass.

Born, Aug. 10, 1971, Barbee earned his B.A. in sports management from UMass in 1993, with a minor in African-American studies. He and his wife, Holly, have a daughter, Hayden Alexandra, and son, Andrew Marsh.

Tony Barbee's All-Time Record

Head Coaching Record

Year	School	Record	Pct.	Conf. (Finish)	Postseason/Notes
2006-07	UTEP	14-17	.452	6-10 (10th)	
2007-08	UTEP	19-14	.576	8-8 (t-6th)	College Basketball Inv. semifinals
2008-09	UTEP	23-14	.622	10-6 (t-4th)	College Basketball Inv. runner-up
2009-10	UTEP	267	.788	15-1 (1st)	NCAA (First Round) / C-USA Coach of the Year
2010-11	Auburn	11-20	.355	4-12 (5th, West)	
2011-12	Auburn	15-16	.484	5-11 (10th)	
2012-13	Auburn	9-23	.281	3-15 (14th)	
Total	7 Years	117-111	.513	51-63 (.447)	

Assistant Coaching Record

Year	School	Record	Pct.	Conf. (Finish)	Postseason/Notes
1995-96	UMass (grad asst)	35-2	.946	15-1 (1st)	NCAA (Final Four)/A-10 Tournament Champions
1996-97	UMass	19-14	.575	11-5 (3rd, East)	NCAA (First Round)
1997-98	UMass	21-11	.656	12-4 (t-2nd, East)	NCAA (First Round)
1998-99	Wyoming	18-10	.643	7-7 (t-4th, Mountain)	NIT (Second Round)
1999-00	UMass	17-16	.515	9-7 (3rd, East)	NIT (First Round)
2000-01	Memphis	21-15	.583	10-6 (2nd, National)	NIT (Third Place)
2001-02	Memphis	27-9	.750	12-4 (1st, National)	NIT (Champions)
2002-03	Memphis	23-7	.767	13-3 (1st, National)	NCAA (First Round)
2003-04	Memphis	22-8	.733	12-4 (co-Champions)	NCAA (Second Round)
2004-05	Memphis	22-16	.579	9-7 (t-6th)	NIT (Semifinals)
2005-06	Memphis	33-4	.892	13-1 (Champions)	NCAA (Elite 8)/C-USA Tournament Champions
Total	11 Years	258-112	.697	123-49 (.715)	

Collegiate Playing Record

1989-90	UMass	17-14	.548	10-8 (6th)	NIT (First Round), Atlantic-10 All-Freshman
1990-91	UMass	20-13	.606	10-8 (t-3rd)	NIT (Final Four), Atlantic-10 2nd Team
1991-92	UMass	30-5	.857	13-3 (Champions)	NCAA (Sweet 16), Atlantic-10 Tournament Champs
1992-93	UMass	24-7	.774	11-3 (Champions)	NCAA (Second Round), A-10 2nd Team; A-10 Tour. Champs.
Totals	4 Years	91-39	.700	44-22 (.667)	

22-year Division I Coaching, Playing Record: 466-262 (.640)



Tony Barbee Vs. All Teams

Team	Totals	Home	Away	Neutral	Team	Totals	Home	Away	Neutral
Air Force	1-0	1-0	0-0	0-0	St. Mary's	1-0	0-0	0-0	1-0
Alabama	1-5	1-2	0-3	0-0	Sam Houston State	1-0	1-0	0-0	0-0
Arkansas	0-6	0-3	0-3	0-0	Samford	0-1	0-1	0-0	0-0
Alcorn State	1-0	1-0	0-0	0-0	Santa Clara	0-1	0-0	0-1	0-0
Arizona State	0-1	0-0	0-0	0-1	Seton Hall	0-1	0-0	0-1	0-0
Arkansas-Pine Bluff	5-0	5-0	0-0	0-0	SE Louisiana	1-0	1-0	0-0	0-0
Bethune-Cookman	1-0	1-0	0-0	0-0	SMU	8-1	4-0	3-1	1-0
Boston College	0-1	0-0	0-1	0-0	South Carolina	3-0	1-0	2-0	0-0
BYU	0-1	0-1	0-0	0-0	South Florida	1-1	1-0	0-1	0-0
Butler	0-1	0-0	0-0	0-1	Southern Miss	6-2	5-0	1-2	0-0
Campbell	0-1	0-1	0-0	0-0	Syracuse	0-1	0-0	0-1	0-0
Chicago State	0-1	0-1	0-0	0-0	Tennessee	0-3	0-2	0-1	0-0
UC-Davis	1-0	1-0	0-0	0-0	Tennessee Tech	1-0	1-0	0-0	0-0
UC-Riverside	1-0	1-0	0-0	0-0	Texas A&M	0-3	0-1	0-1	0-1
College of Charleston	1-0	0-0	1-0	0-0	Texas A&M-C.C.	1-0	0-0	0-0	1-0
Dayton	0-1	0-0	0-0	0-1	Texas Pan Am	1-0	1-0	0-0	0-0
DePaul	0-1	0-1	0-0	0-0	Texas Southern	4-0	3-0	1-0	0-0
East Carolina	3-1	2-0	1-1	0-0	Texas State	1-0	1-0	0-0	0-0
Florida	0-3	0-2	0-1	0-0	Texas Tech	1-3	1-1	0-2	0-0
Florida State	2-1	2-0	0-1	0-0	Toledo	1-0	1-0	0-0	0-0
Furman	1-0	1-0	0-0	0-0	Tulane	2-2	2-0	0-2	0-0
Georgia	1-3	1-0	0-2	0-1	Tulsa	4-6	2-2	2-3	0-1
Georgia Southern	3-0	3-0	0-0	0-0	UAB	4-4	3-1	1-3	0-0
Georgia Southwestern	1-0	1-0	0-0	0-0	UCF	3-2	1-1	1-1	1-0
Grambling State	2-0	2-0	0-0	0-0	UNC Asheville	0-1	0-1	0-0	0-0
Hawaii	1-0	0-0	1-0	0-0	UNLV	0-2	0-1	0-1	0-0
Houston	5-6	3-1	1-3	1-2	USC-Upstate	2-0	2-0	0-0	0-0
Illinois	0-1	0-0	0-0	0-1	Utah	0-1	0-1	0-0	0-0
IPFW	1-0	1-0	0-0	0-0	UTEP	0-1	0-0	0-0	0-1
Jackson State	0-1	0-1	0-0	0-0	Vanderbilt	0-4	0-2	0-2	0-0
Jacksonville	0-1	0-1	0-0	0-0	Wake Forest	0-1	0-0	0-0	0-1
James Madison	1-0	0-0	0-0	1-0	Winthrop	0-1	0-1	0-0	0-0
Kennesaw State	1-0	1-0	0-0	0-0	Wyoming	1-0	1-0	0-0	0-0
Kentucky	0-3	0-1	0-2	0-0					
Long Beach State	0-1	0-0	0-0	0-1					
LSU	3-2	2-1	1-1	0-0					
Marshall	4-0	2-0	2-0	0-0					
McNeese State	1-0	1-0	0-0	0-0					
Memphis	1-3	0-2	1-1	0-0					
Middle Tennessee State	1-0	1-0	0-0	0-0					
Mississippi	2-6	2-1	0-3	0-2					
Mississippi State	2-3	2-0	0-3	0-0					
Missouri	0-1	0-0	0-1	0-0					
Murray State	0-1	0-0	0-0	0-1					
Nevada	1-0	0-0	1-0	0-0					
New Mexico	2-1	1-1	1-0	0-0					
New Mexico State	4-4	2-2	2-2	0-0					
Nicholls State	1-0	1-0	0-0	0-0					
Norfolk State	1-0	1-0	0-0	0-0					
North Carolina A&T	1-0	1-0	0-0	0-0					
North Florida	1-0	1-0	0-0	0-0					
Northeastern	1-0	1-0	0-0	0-0					
Oklahoma	1-0	0-0	0-0	1-0					
Oregon State	1-2	1-1	0-1	0-0					
Pennsylvania	1-0	0-0	0-0	1-0					
Presbyterian College	0-1	0-1	0-0	0-0					
Rhode Island	0-1	0-1	0-0	0-0					
Rice	3-2	2-0	1-1	0-1					
Richmond	1-0	0-0	1-0	0-0					
Rutgers	0-1	0-0	0-0	0-1					
St. Francis (N.Y.)	1-0	0-0	0-0	1-0					



Ryan Miller

Associate Head Coach

Recognized as one of the top recruiters in the nation, Ryan Miller enters his second year on Tony Barbee's staff at Auburn and his fifth coaching alongside Barbee.

Miller coached the previous five years (2007-12) as an assistant coach at New Mexico under head coach Steve Alford. He was a part of the most successful five-year

period in New Mexico basketball history, helping the Lobos to a 126-46 record, five consecutive postseason appearances and a pair of NCAA Tournament berths.

New Mexico won two regular season Mountain West Conference Championships and one MWC Tournament Championship during his coaching stint.

"I'm excited about Ryan joining on our staff," Barbee said when he hired Miller at Auburn. "He is a close friend who I have known for quite a while now. He is going to add a lot to the program in all areas from recruiting to coaching to relationships with players."

Miller is considered one of the top recruiters in the country where he has contacts throughout the United States as well as foreign countries including Australia, where he also played competitively.

Miller was a basketball operations assistant at Memphis under head coach John Calipari from 2004-06 when Barbee was also an assistant coach on the staff. During Miller's three years at Memphis, the Tigers went 78-28 and made three postseason tournament appearances, including two NCAA Tournament berths.

Miller spent one year as an assistant coach at Pepperdine before joining the New Mexico staff prior to the 2007-08 season.

A native of Mitchell, S.D., Miller attended Northern State University in Aberdeen, S.D., where he was a two-time Northern Sun All-Conference and All-Academic selection. He finished his career eighth on Northern State's all-time scoring list after leading his teams to four straight conference championships and the 1998 regional title. He was named a Div. II All-American and an All-Northern Sun Intercollegiate Conference Academic selection as a senior in 1997-98.

In the 1998 North Central Region Championship, Miller scored 45 points, making nine 3-pointers, leading Northern State to an 88-82 victory over South Dakota State to advance to their first Elite 8 in Louisville, Ky.

Miller was drafted into the CBA in 1999 and played professionally for the Fargo-Moorhead Beez of International Basketball Association that season.

Miller earned his bachelor's degree in physical education from Northern State in 2000. He attended Mitchell (S.D.) Senior High where he was a two-time all-state selection, leading Mitchell to the 1994 state championship. His brother, Mike, is a 13-year NBA veteran who won the 2012 and 2013 NBA Championship with the Miami Heat.

He was born on Sept. 27, 1975, in Mitchell, S.D.



Tony Madlock

Assistant Coach

Tony Madlock enters his fourth season at Auburn and his eighth season under head coach Tony Barbee.

Madlock's coaching and recruiting played a key role during Barbee's first year at Auburn in landing a pair of top 100 players in 2011 and Jordan Granger in 2012. In his four years prior at UTEP, he recruited 2010 C-USA Player of the Year Randy Culpepper and Arnett Moultrie, a 2009 C-USA All-Freshman Team selection.

UTEP won the 2010 Conference USA Championship with a 26-7 record overall and a 15-1 league mark as they advanced to the NCAA Tournament before losing to eventual NCAA runner-up Butler.

The Miners averaged 20.5 wins during the four-year Barbee era and the Miners record steadily improved each season. UTEP reached postseason play three straight years in El Paso.

He coached Stefon Jackson, who is the all-time leading scorer in UTEP and Conference USA history; C-USA Player of the Year Randy Culpepper, All-CUSA second-team selection Derrick Carracter, who was drafted by the two-time defending World Champion Los Angeles Lakers in 2010; and C-USA All-Defensive Team member Julian Stone.

"Tony Madlock is a person who I have known for a long time," said Barbee. "Having worked at Memphis for six years and him being one of the outstanding former players from that university, we have developed a relationship through the years on the recruiting trail.

"He was a very key piece to my staff at UTEP and helped me bring in some talented members of our team there. His recruiting ties throughout the Southeast have been a valued piece to the puzzle. He has brought all those things here to us at Auburn."

Madlock spent six of his nine years at Arkansas State as the assistant head coach prior to going to El Paso. He helped Arkansas State to the 1998 Sun Belt Conference regular season championship and the 1999 Sun Belt Conference Tournament title as he recruited six junior college All-Americans to the school.

He also recruited the only junior college player in Arkansas State history to score 1,000 points in two seasons. He coached four all-conference players and the Sun Belt Conference Newcomer of the Year.

Madlock began his coaching career as an assistant and teacher at his alma mater, Melrose High School, in Memphis. The Golden Wildcats posted a 67-29 mark over the three seasons with Madlock on the staff, and Melrose was the 1997 state tournament runner-up with a 32-7 record.

Madlock also starred at Melrose, receiving honorable mention All-America and first-team All-State honors as a point guard while lettering three years.

Madlock earned a bachelor's degree in marketing from the University of Memphis in 1991 in only three and a half years. The Memphis, Tenn., native capped off a successful career at Memphis in helping the Tigers to the 1992 NCAA Tournament Elite Eight to go along with four straight postseason appearances.

A four-year letterman and three-year starter for Memphis from 1988-92, Madlock was a member of four postseason tournament teams for the Tigers, reaching the NCAA Tournament and NIT two times each.

He still ranks among the school's all-time leaders for games played (128) and averaged in double figures as a junior and senior.

Madlock played one year of professional basketball in South America prior to starting his coaching career.

Born Feb. 17, 1970, in Memphis, Tenn., Madlock is married to the former Stacie Bryant of Memphis. They have two children, a daughter Kyndal (13) and a son T.J. (10).



Milt Wagner

Assistant Coach

Milt Wagner enters his fourth season at Auburn, his eighth season under head coach Tony Barbee and his 14th overall with Barbee. He is one of the few players in history who has won championships at the professional, collegiate and prep levels as a player.

Wagner spent four successful seasons at UTEP from 2006-10 and six seasons at Memphis from 2000-06 while helping lead the Tigers to six straight postseason appearances, including the Elite Eight of the 2006 NCAA Tournament.

UTEP won the 2010 Conference USA Championship with a 26-7 record overall and a 15-1 league mark as it advanced to the NCAA Tournament before losing to eventual NCAA runner-up Butler.

UTEP averaged 20.5 wins during the four-year Barbee era and the Miners record steadily improved each season. UTEP reached postseason play three straight years.

The Miners went 27-8 in 2004-05 and won the WAC Tournament title en route to earning its second straight NCAA Tournament appearance. UTEP won 21 games in 2005-06 and went 11-3 in Conference USA while advancing to the NIT.

The Miners played in three postseason tournaments in his four years in El Paso. He coached Stefon Jackson, who is the all-time leading scorer in UTEP and Conference USA history; C-USA Player of the Year Randy Culpepper; All-CUSA second-team selection Derrick Carracter, who was drafted by the two-time defending World Champion Los Angeles Lakers in 2010; Arnett Moultrie, a 2009 C-USA All-Freshman Team selection, who was drafted in the 2012 NBA Draft first round and is with the Philadelphia 76ers; and C-USA All-Defensive Team member Julyan Stone.

Wagner came to UTEP after serving as Coordinator of Basketball Operations at Memphis for six seasons. While at Memphis, Wagner worked with Barbee and was a part of the school's run to 148 victories and six straight postseason tournament appearances, including the Elite Eight of the 2006 NCAA Tournament. Memphis also won the 2002 NIT.

Seven players coached by Wagner and Barbee at Memphis played in the NBA - Dajuan Wagner (Cleveland Cavaliers), Rodney Carney (Golden State Warriors), Joey Dorsey (Toronto Raptors), Chris Douglas-Roberts (Milwaukee Bucks), Antonio Burks (Memphis Grizzlies), Shawne Williams (Portland Trail Blazers) and Earl Barron (Portland Trail Blazers).

The Camden, N.J., native led Louisville to the 1986 NCAA Championship along with three Final Four berths while still ranking fifth (was fourth after finishing collegiate career) in Cardinal history with 1,836 career points.

The Cardinals' 1986 NCAA Championship team defeated Duke 72-69 in the championship game and Auburn 84-76 in the Elite Eight. Louisville also advanced to the NCAA Final Four in 1982 and 1983 as well as to the 1984 NCAA Sweet 16. Wagner helped the Cardinals to a 113-32 record, three Metro Conference regular season titles and two Metro Conference Tournament crowns during his college career.

A three-time All-Metro Conference selection, Wagner had a 12.7 career scoring average while also averaging 3.0 assists and 2.5 rebounds. He played in 144 career games, second all-time at Louisville, and started the last 111 games he played.

One of the most clutch performers in U of L basketball history, he ranked sixth in career assists (432) and seventh in career free throw percentage (.808, 336-of-413). He redshirted the 1985 season with a broken foot.

"Milt Wagner is a guy who I have known and worked with on the same staff at Memphis, who when you talk basketball resumes, there are very few people in his stratosphere when you talk about a playing career having won high school state championships in Camden, N.J., having won the National Championship at Louisville and also having won a NBA World Championship with the Los Angeles Lakers in that group with Magic Johnson," said Barbee.

"There hasn't been a more accomplished basketball resume from the playing side, and Milt is developing his coaching resume in the things that he has accomplished in the short period of time having worked with him closely at Memphis and then having him as a part of my staff at Auburn and UTEP. His connections are not only nationwide, but they are worldwide because of his experience playing in Europe for several years and obviously the name Milt Wagner rings a bell throughout the country. People remember his success as a player which has helped him be a very successful recruiter. He has brought all of that experience and connections with him to help us get it done at Auburn."

Following his brilliant college career, Wagner was selected in the second round of the 1986 NBA Draft by the Dallas Mavericks. He went on to enjoy a 13-year professional career which included an NBA title for the 1988 World Champion Los Angeles Lakers.

Wagner spent one season with the Miami Heat in 1990-91 and played in the CBA, as well as nine professional seasons in Israel and Europe.

A four-year letterman at Camden (N.J.) High School, he was a member of the 1979 state high school championship team and was a high school teammate and college teammate of Billy Thompson.

Wagner was one of 10 Louisville players named to the U of L Dream Team. He was a second-team selection on the squad which was picked during a three-month period of fan voting during the 1992-93 season. In 2000, Wagner's No. 20 jersey was retired at the University of Louisville.

He earned his bachelor's degree in Sports Communication from Memphis in 2004.

Born Feb. 20, 1963, Wagner is married to the former Jan Ford of Memphis and they have a daughter, Janay Elise (9). He also has a son Dajuan (30), who played for Memphis and was selected sixth overall by the Cleveland Cavaliers in the 2002 NBA Draft, and two daughters, Munirah Walker (31), and Dashonda Wagner (26).



Randall Dickey

Director of Basketball Operations

Randall Dickey enters his fourth season at Auburn and his eighth under head coach Tony Barbee. Dickey has coached in the Southeastern Conference, Big 12 Conference, Pac-10 Conference and Conference USA.

Dickey was an assistant coach under Barbee for the previous seven years and begins his second year as Director of Basketball Operations. He handles the day-to-day responsibilities in the basketball office as well as coordinating the Tony Barbee Basketball School summer camp, team budget, team travel, team meals and ordering team apparel. He is also very involved with academics and on-campus recruiting.

Dickey spent six successful seasons at UTEP from 2004-10, five seasons at Oklahoma State from 1994-99 while helping lead the Cowboys to the 1995 Final Four and four seasons at Washington State from 1999-2003.

The Miners won the 2010 Conference USA Championship with a 26-7 record overall and a 15-1 league mark as they advanced to the NCAA Tournament before losing to eventual NCAA runner-up Butler. UTEP averaged 20.5 wins during the four-year Barbee era and the Miners record steadily improved each season. UTEP reached postseason play three straight years.

UTEP went 27-8 in 2004-05 and won the WAC Tournament title en route to earning its second straight NCAA Tournament appearance. UTEP won 21 games in 2005-06 and went 11-3 in Conference USA while advancing to the NIT.

The Miners played in five postseason tournaments in his six years in El Paso. He coached Stefon Jackson, who is the all-time leading scorer in UTEP and Conference USA history; C-USA Player of the Year Randy Culpepper; All-CUSA second-team selection Derrick Carracter, who was drafted by the two-time defending World Champion Los Angeles Lakers in 2010; Arnett Moultrie, a 2009 C-USA All-Freshman Team selection; and C-USA All-Defensive Team member Julyan Stone.

"Coach Dickey is a veteran assistant who has been in the business for a long time," said Barbee. "He brings a wealth of knowledge having been in the Big 12, the Pac-10 and helping to rebuild the UTEP program into Conference USA Champions and making the NCAA Tournament. He has been a valued member of my staff."

At Washington State in 2000, he helped put together a recruiting class that was rated as high as 28th by Bob Gibbons and a junior college class that was ranked fifth in the nation.

At Oklahoma State, Dickey coached four all-conference players including Bryant Reeves, who led the Cowboys to the 1995 NCAA Tournament Final Four prior to being chosen sixth overall by the Vancouver Grizzlies in the NBA Draft.

Adrian Peterson, Randy Rutherford and Brooks Thompson also garnered all-conference honors.

The Cowboys compiled a 128-65 record during Dickey's tenure under Eddie Sutton, making four postseason tournament appearances in five years with three of those in the NCAA Tournament in 1995, 1998 and 1999.

Dickey was an administrative assistant and basketball operations director at Oklahoma State for the 1993-94 season.

The Valley Springs, Ark., native started his collegiate coaching career as an assistant at Howard College from 1990-91 and Midland College from 1991-93. He began as a head coach at Lakeside High School in Hot

Springs, Ark., from 1983-84 and was an assistant at Morrilton (Ark.) High from 1984-90.

Dickey earned his bachelor's degree in Education from Ouachita Baptist University in 1983. He was a four-year letterman and three-year starter at Ouachita Baptist from 1979-83, earning honorable mention All-Arkansas and honorable mention NAIA District 17 honors.

An all-state selection in basketball and all-conference in baseball at Valley Springs High School, he is the brother of James Dickey, who is in his second year as head coach of Houston and was head coach at Texas Tech from 1991-2001.

Born July 29, 1960, Dickey is married to the former Ginny Jones of Tulsa, Okla., and they have a daughter, Emily (15) and a son, Jackson (13).



Steve Smith

Executive Director of Basketball

Steve Smith enters his fourth season at Auburn under head coach Tony Barbee as the Executive Director of Basketball.

Smith is responsible for all internal aspects of the Auburn Basketball operations and also serves as a liaison between the coaches and senior athletic department administrators, the Auburn basketball family

and Auburn community.

In addition, he works closely with the Director of Basketball Operations on all duties, including coordinating day of event duties, camp-related matters and work with the entire staff on strategic initiatives involving the basketball program.

Smith is responsible for all activities associated with Coach Barbee, including business relationships, speaking engagements, endorsements, event planning and travel. He also works closely with Coach Barbee developing the Tony Barbee Scholarship Fund and all other special projects involving Coach Barbee and the basketball program.

Prior to joining the Auburn staff, Smith worked for years as John Calipari's personal assistant. Smith and Coach Barbee spent six years working together in Memphis alongside Coach Calipari. Smith's relationship with Coach Barbee dates back to when Coach Barbee was playing at the University of Massachusetts.

Smith has a background in both the business and sports world. During his athletic career, he has worked in various roles with the New Jersey Nets, Atlanta Braves and Enterprise Sports Radio Network.

Smith earned a bachelor's degree in Sports Management from the University of Massachusetts in 1981.

Born Aug. 24, 1955, in Boston, Mass., Smith is married to the former Kristin Ross of Amherst, Mass., and they have one daughter, Nichole (12), who trains at Auburn University Gymnastics Academy. John Calipari was the best man in their wedding. Smith also has a daughter, Stefanie (20).



Corey Speights

Video Coordinator

Corey Speights enters his fourth year at Auburn, including his third year as Video Coordinator. He worked as an Administrative Assistant under coach Tony Barbee in 2010-11.

Speights averaged 2.1 points in 7.4 minutes in 15 games off the bench for UTEP as a sophomore in 2006-07 while shooting 38.9 percent (7-of-18) from 3-point range and 7-of-7 from the foul line. He scored 18 of his 32 points against Southern Miss as he had 9 points in both games vs. the Golden Eagles, including shooting 6-of-9 from 3-point range. He scored seven points vs. UC Riverside and made his Miner debut vs. Texas Tech on Nov. 25.

Speights was a first-team All-Conference selection for Central Florida Community College in 2005-06 as he led the Patriots to a 21-10 record by averaging 10.0 points, 3.7 rebounds and 3.3 assists.

Speights was named the Alabama Class 4A Player of the Year in 2004 as a senior at Livingston High School and was a finalist for Mr. Basketball in Alabama after averaging 24 points, 7.6 rebounds, 5.4 assists and 2.0 steals.

The Livingston, Ala., native totaled 33 points, 10 rebounds and six assists in the regional championship game vs. Choctaw County High in 2004. He was a national honor roll student at Livingston.

Speights earned a bachelor's in General Studies from UTEP in 2008 and a master's in Health and Human Performance from North Alabama in 2010. Born Oct. 4, 1985, he is the son of Robert and Patricia Speights and has three brothers, John, Derrick and Robert Jr.



Harper Williams

Administrative Assistant

Harper Williams enters his third season as an Administrative Assistant under coach Tony Barbee after a 17-year European professional basketball career.

A four-year college teammate of Barbee at UMass from 1989-93, Williams played professionally in the top leagues of Europe, including the Spanish ACB, the Lega Basket

Serie A in Italy, the Heba A-1 in Greece and Ligue Nationale de Basketball. He was a player/coach in Liga Espanola de Baloncesto - Adecco Oro, Liga Nacional de Baloncesto Profesional and Novo Basquete Brasil.

Williams was the 1992 Atlantic 10 Player of the Year and was a two-time Atlantic 10 Most Outstanding Player in 1992 and 1993 as well as a two-time first-team all-conference selection. He was inducted into the UMass Athletic Hall of Fame in 2006.

Williams and Barbee teamed to lead UMass to a 91-39 record and four-straight postseason tournament bids. UMass won back-to-back Atlantic 10 Conference regular season and tournament titles in 1992 and 1993.

The duo led UMass to its first winning season and postseason appearance in 20 years as freshmen in 1990 in the NIT and the NIT Final Four in 1991. Williams drilled a game-tying 3-pointer, his first attempt of the season, to help UMass to a 77-71 victory over Syracuse in the 1992 NCAA Tournament Second Round, giving the Minutemen their first Sweet 16 berth.

Despite missing several games with a broken wrist as a senior in 1992-93, Williams returned to lead UMass to the NCAA Tournament Second Round and a repeat of its Atlantic 10 Conference Championship.

Williams' professional accomplishments include the 1996 Copa de Rey Championship with Manresa, the 2000 French National Champions with Limoge CSP along with the 2000 Korac Cup Championship and the 2000 French King's Cup. He was the Most Spectacular Player in 1994, a French All-Star in 2000, a Greek All-Star in 2001 and ACB All-Star in 2003 and led the ACB in blocked shots in 2002.

Williams' 17-year European playing career consists of playing for Leon (ACB) in 1994, Estudiantes (ACB) in 1995, Manresa (ACB) in 1996, Estudiantes (ACB) in 1997, Leon (ACB) from 1998-99, Limoge CSP (France) in 2000, Pannionas (Greece) in 2001, Imola (Italy) in 2002, Manresa (ACB) from 2003-05, Gran Canarias (ACB) in 2006, Lugo (LEB) in 2007, Caceres (LEB) in 2008, Durango (LNB) in 2009 and France (NBB) in 2010.

The Bridgeport, Conn., native, led Bassick High to the Connecticut state championship with a 23-0 record as a senior in 1989 and was named the Connecticut Player of the Year. Williams earned a bachelor's of arts degree in Education from UMass in 1995.

Born May 25, 1971, in Bridgeport, Conn., he is married to the former Wendy Webb of Springfield, Mass. They have two children, Harper III (12) and Hannah (10).



Damon Davis

Asst. Strength & Conditioning Coach

Damon Davis is in his second season as an Assistant Strength & Conditioning Coach responsible for the training of men's basketball as well as men's and women's golf and his fifth overall at Auburn.

Davis spent the previous four years at Auburn as Assistant Strength & Conditioning Coach at Auburn, the last two with the

baseball team.

He was an Assistant Strength & Conditioning Coach at the University of Iowa from 2004-08, working with baseball, track and field, cross country and softball while assisting all other sports. Prior to that, he was an intern with the Chicago Bulls from 2002-04.

The Petersburg, Ill., native received his bachelor's degree in Exercise Science from Western Illinois in 2003, and is working on his master's degree at Auburn. He is a Certified Strength & Conditioning Specialist with the National Strength and Conditioning Association, is certified by the Collegiate Strength & Conditioning Coaches Association Strength & Conditioning Coach Certified and is certified as a Sports Performance Coach by United States of America Weightlifting.

He is married to the former Yari Schmidt of Rockford, Ill. They have two children, a son, Magnus (6) and a daughter, Nellie Elizabeth (3).



Jermile Brooks

Athletic Trainer

Jermile Brooks enters his second season as Athletic Trainer for the basketball team.

Brooks spent the previous four years from 2008-12 working at Clemson University with the men's basketball team as an Assistant Athletic Trainer. He also supervised graduate assistants for cross country and track & field.

He was an assistant athletic trainer at his alma mater, College of Charleston, from 2005-08 where he was the primary athletic trainer for men's basketball, equestrian, cross country, track & field, women's golf and cheerleading. He also was rehab coordinator for the Johnson Center Athletic Training Room. Brooks was coordinator of inventory and budgeting of supplies, clinical instructor for student athletic trainers and supervisor of the school's graduate interns.

Brooks worked as a graduate assistant athletic trainer at Clemson from 2001-03 where he worked with baseball and football. In his only season with the baseball team, Clemson went 39-22 and advanced to the NCAA Tournament in the Auburn Regional.

He earned a bachelor's degree in Physical Education from College of Charleston in 2001 and a master's degree in Educational Counseling from Clemson in 2003. He is a nationally certified athletic trainer and is certified through the National Academy of Sports Medicine as a Corrective Exercise Specialist (NASM-CES).

Brooks is married to the former Haley Myers of Birmingham, Ala. They have two sons, Caleb (3) and Aiden (1).



Michael Banks
Manager



Harrison Evola
Manager



Brooks Ohman
Manager



John Schuessler
Manager



Jonathan Wade
Manager



Bianca Webb
Manager



Keith Bagwell
Dir., Facilities Operations



Taylor Bryan
Assistant Director,
Media Relations



Dale Calloway
Equipment Room
Assistant



Megan Crouch
Stats Crew



Latisha Durroh
Director Community
Relations/Spirit



Dan Froehlich
Associate Director,
Media Relations



Robert Gottesman
Scorer's Table Crew



Kathy Harker
Media Relations
Administrative Assistant



Dianne Harper
Stats Crew



Steve Herren
Director, External
Services



Bernard Hill
Senior Associate AD



Elyn Hix
Stats Crew



Stephen Lutz
Assistant AD,
Compliance



Precious Morris
Coordinator Premium
Seating, Hospitality



Stephen Naughton
Assistant AD,
Tickets



Hollie Norman
Coordinator Premium
Seating, Hospitality



Bobby Poole
Stats Crew



Becky Richardson
Stats Crew



Jeremy Roberts
Director,
Event Management



Randy Roberts
Chaplain



Steve Sain
Media Relations Video
Contact



Francis Sanda
Official Scorer



Todd Van Emst
Photographer



Chick Wade
Scorer's Table Crew



2012-13 Final Stats

9-23 Overall (7-10 Home, 2-9 Away, 0-4 Neutral)

##	Player	GP-GS	Min-Avg	FG-FGA	Pct	3FG-FGA	Pct	FT-FTA	Pct	REBOUNDS			PF-FO	A	TO	Blk	Stl	Pts	Avg	
										Off	Def	Tot								
23	Sullivan, Frankie	32-30	998-31.2	148-403	.367	56-202	.277	113-143	.790	15	109	124	3.9	83-2	90	98	9	33	465	14.5
03	Denson, Chris	20-9	498-24.9	81-171	.474	7-25	.280	69-104	.663	14	45	59	3.0	33-0	31	22	3	19	238	11.9
41	Chubb, Rob	32-31	816-25.5	115-239	.481	0-0	.000	50-77	.649	75	135	210	6.6	97-3	25	66	37	15	280	8.8
02	Payne, Allen	32-30	865-27.0	93-209	.445	13-57	.228	47-69	.681	43	105	148	4.6	89-1	41	58	3	38	246	7.7
10	Price, Jordan	27-5	400-14.8	48-126	.381	30-77	.390	19-25	.760	10	38	48	1.8	38-0	23	23	2	12	145	5.4
05	Johnson, Shaquille	32-21	594-18.6	54-131	.412	15-56	.268	45-65	.692	34	63	97	3.0	61-1	41	34	9	19	168	5.3
32	Johnson, Noel	32-5	559-17.5	52-158	.329	43-120	.358	8-14	.571	11	53	64	2.0	57-1	15	28	7	12	155	4.8
11	Wallace, Josh	32-20	810-25.3	44-119	.370	3-12	.250	39-56	.696	5	62	67	2.1	77-5	91	40	3	37	130	4.1
00	Dixon-Tatum, Asauhn	32-1	448-14.0	46-100	.460	0-0	.000	27-41	.659	52	54	106	3.3	63-2	5	22	44	12	119	3.7
24	Greene Jr., Brian	28-2	324-11.6	31-83	.373	13-31	.419	7-13	.538	4	17	21	0.8	29-0	30	17	1	19	82	2.9
12	Pellar, Nick	2-0	4-2.0	1-2	.500	1-1	1.000	0-0	.000	1	0	1	0.5	0-0	0	0	0	0	3	1.5
25	Granger, Jordan	20-3	122-6.1	7-19	.368	0-1	.000	10-12	.833	8	13	21	1.1	15-0	1	7	1	3	24	1.2
04	Spencer, Dylan	3-1	8-2.7	1-3	.333	1-3	.333	0-0	.000	0	1	1	0.3	1-0	0	1	0	0	3	1.0
22	Holmes, C.J.	3-0	5-1.7	0-0	.000	0-0	.000	0-0	.000	0	0	0	0.0	0-0	0	0	0	0	0	0.0
TM	TEAM									51	64	115	3.6	3	1					
	Total	32		726-1777	.409	183-589	.311	439-627	.700	329	765	1094	34.2	657-15	396	427	124	222	2074	64.8
	Opponents	32		738-1717	.430	230-666	.345	495-738	.671	327	799	1126	35.2	588-6	431	430	117	211	2201	68.8

Score by Periods	1st	2nd	OT	OT2	Totals
Auburn	920	1121	22	11	2074
Opponents	1020	1131	25	25	2201

2012-13 SEC Stats

3-15 Overall (2-7 Home, 1-8 Away)

##	Player	GP-GS	Min-Avg	FG-FGA	Pct	3FG-FGA	Pct	FT-FTA	Pct	REBOUNDS			PF-FO	A	TO	Blk	Stl	Pts	Avg	
										Off	Def	Tot								
23	Sullivan, Frankie	18-16	540-30.0	70-208	.337	28-108	.259	47-66	.712	7	63	70	3.9	47-2	44	55	6	17	215	11.9
03	Denson, Chris	14-4	337-24.1	52-114	.456	4-15	.267	39-62	.629	6	32	38	2.7	23-0	19	11	2	12	147	10.5
41	Chubb, Rob	18-17	471-26.2	61-129	.473	0-0	.000	34-49	.694	36	75	111	6.2	52-3	18	37	22	9	156	8.7
02	Payne, Allen	18-17	496-27.6	53-116	.457	8-34	.235	24-34	.706	16	63	79	4.4	51-1	22	33	1	18	138	7.7
05	Johnson, Shaquille	18-12	366-20.3	36-82	.439	10-35	.286	30-41	.732	21	41	62	3.4	41-0	24	21	3	8	112	6.2
11	Wallace, Josh	18-16	485-26.9	29-76	.382	2-8	.250	21-32	.656	3	30	33	1.8	51-4	45	22	0	12	81	4.5
10	Price, Jordan	15-1	206-13.7	19-63	.302	10-39	.256	13-16	.813	5	27	32	2.1	22-0	11	9	1	5	61	4.1
24	Greene Jr., Brian	16-0	195-12.2	24-55	.436	12-24	.500	5-7	.714	2	13	15	0.9	20-0	15	8	1	8	65	4.1
32	Johnson, Noel	18-2	264-14.7	23-76	.303	20-67	.299	1-2	.500	5	20	25	1.4	37-1	7	16	1	6	67	3.7
00	Dixon-Tatum, Asauhn	18-1	232-12.9	21-47	.447	0-0	.000	15-21	.714	20	26	46	2.6	34-2	2	10	23	8	57	3.2
04	Spencer, Dylan	1-1	4-4.0	1-2	.500	1-2	.500	0-0	.000	0	0	0	0.0	0-0	0	1	0	0	3	3.0
25	Granger, Jordan	12-3	79-6.6	3-11	.273	0-1	.000	8-10	.800	5	9	14	1.2	9-0	0	4	0	2	14	1.2
TM	TEAM									30	31	61	3.4	2	1					
	Total	18		392-979	.400	95-333	.285	237-340	.697	156	430	586	32.6	389-13	207	228	60	105	1116	62.0
	Opponents	18		432-978	.442	140-390	.359	284-427	.665	182	469	651	36.2	321-4	269	211	61	110	1288	71.6

2012-13 SEC Tournament Stats

##	Player	GP-GS	Min-Avg	FG-FGA	Pct	3FG-FGA	Pct	FT-FTA	Pct	REBOUNDS			PF-FO	A	TO	Blk	Stl	Pts	Avg	
										Off	Def	Tot								
23	Sullivan, Frankie	1-1	34-34.0	4-11	.364	3-8	.375	8-9	.889	0	1	1	1.0	3-0	2	3	0	0	19	19.0
03	Denson, Chris	1-0	27-27.0	4-9	.444	0-2	.000	7-9	.778	0	1	1	1.0	4-0	1	0	0	2	15	15.0
11	Wallace, Josh	1-1	33-33.0	4-5	.800	0-1	.000	0-0	.000	0	4	4	4.0	3-0	4	1	0	2	8	8.0
10	Price, Jordan	1-1	15-15.0	2-4	.500	1-2	.500	0-0	.000	1	0	1	1.0	1-0	1	1	0	1	5	5.0
02	Payne, Allen	1-1	17-17.0	2-4	.500	1-2	.500	0-0	.000	0	1	1	1.0	3-0	1	1	0	0	5	5.0
00	Dixon-Tatum, Asauhn	1-0	19-19.0	2-4	.500	0-0	.000	1-2	.500	2	4	6	6.0	2-0	0	1	4	0	5	5.0
32	Johnson, Noel	1-0	24-24.0	1-7	.143	1-6	.167	0-0	.000	0	1	1	1.0	1-0	1	0	1	0	3	3.0
41	Chubb, Rob	1-1	21-21.0	1-5	.200	0-0	.000	0-0	.000	0	3	3	3.0	3-0	1	3	3	0	2	2.0
24	Greene Jr., Brian	1-0	3-3.0	0-0	.000	0-0	.000	0-0	.000	0	0	0	0.0	0-0	0	0	0	0	0	0.0
05	Johnson, Shaquille	1-0	7-7.0	0-1	.000	0-0	.000	0-0	.000	0	3	3	3.0	2-0	0	1	0	0	0	0.0
TM	TEAM									1	2	3	3.0	0	0					
	Total	1		20-50	.400	6-21	.286	16-20	.800	4	20	24	24.0	22-0	11	11	8	5	62	62.0
	Opponents.....	1		22-49	.449	6-16	.375	21-26	.808	9	27	36	36.0	18-0	12	10	4	2	71	71.0



2012-13 Results
9-23 Overall (7-10 Home, 2-9 Away, 0-4 Neutral)

DATE	OPPONENT	SCORE	ATTEND	HIGH POINTS	HIGH REBOUNDS
11/9/12	IPFW	W 61-50	6391	(26)Sullivan, Frankie	(15)Chubb, Rob
11/15/12	^ vs Murray State	59-79 L	4716	(12)Dixon-Tatum, Asauhn	(9)Johnson, Shaquille (12)Chubb, Rob
11/16/12	^ at Coll. of Charleston	W 55-51	4780	(24)Sullivan, Frankie	(5)Chubb, Rob (5)Sullivan, Frankie
11/18/12	^ vs Dayton	63-73 L	4262	(23)Sullivan, Frankie	(5)Chubb, Rob (5)Adamu, Shareif
11/21/12	! at Boston College	49-50 L	3102	(23)Sullivan, Frankie	(8)Sullivan, Frankie
11/25/12	RHODE ISLAND	72-78 Lo2	4557	(19)Price, Jordan	(9)Chubb, Rob
11/30/12	DEPAUL	76-80 L	5827	(28)Sullivan, Frankie	(13)Chubb, Rob
12/11/12	GRAMBLING STATE	W 92-42	4314	(14)Johnson, Noel	(7)Payne, Allen (14)Price, Jordan
12/15/12	FURMAN	W 64-50	4820	(17)Denson, Chris	(9)Dixon-Tatum, Asauhn
12/18/12	TENNESSEE TECH	W 81-62	4323	(20)Denson, Chris	(8)Dixon-Tatum, Asauhn
12/22/12	WINTHROP	67-74 L	5156	(22)Sullivan, Frankie	(6)Sullivan, Frankie
12/29/12	% vs Illinois	79-81 L	18136	(21)Sullivan, Frankie	(10)PAYNE, Allen
1/2/13	FLORIDA STATE	W 78-72	6496	(24)Sullivan, Frankie	(10)Chubb, Rob
1/9/13	* LSU	W 68-63	6355	(15)Payne, Allen	(9)Johnson, Shaquille
1/12/13	* at South Carolina	W 74-71	9117	(17)Sullivan, Frankie	(10)Chubb, Rob
1/16/13	* at Arkansas	80-88 Lo2	13404	(26)Sullivan, Frankie	(11)Chubb, Rob
1/19/13	* KENTUCKY	53-75 L	9121	(14)Chubb, Rob	(7)Chubb, Rob
1/23/13	* at Vanderbilt	61-73 L	9961	(14)Sullivan, Frankie	(8)Chubb, Rob (14)Chubb, Rob
1/26/13	* OLE MISS	61-63 L	8740	(18)Denson, Chris	(10)Chubb, Rob
1/30/13	* at Georgia	49-57 L	4767	(13)Sullivan, Frankie	(6)Chubb, Rob (13)Payne, Allen
2/2/13	* at Missouri	77-91 L	12313	(12)Sullivan, Frankie	(5)Price, Jordan
2/6/13	* ALABAMA	W 49-37	7502	(11)Payne, Allen	(7)Chubb, Rob (11)Wallace, Josh
2/9/13	* at Kentucky	62-72 L	24253	(15)Denson, Chris	(7)Sullivan, Frankie
2/13/13	* ARKANSAS	75-83 L	5783	(18)Denson, Chris	(8)Chubb, Rob
2/16/13	* FLORIDA	52-83 L	8953	(13)Denson, Chris	(7)Payne, Allen
2/20/13	* TEXAS A&M	56-65 L	5322	(11)Payne, Allen	(6)Johnson, Shaquille
2/23/13	* at Ole Miss	55-88 L	7275	(18)Johnson, Shaquille	(7)Payne, Allen
2/26/13	* at Alabama	43-61 L	12633	(13)Chubb, Rob	(6)Payne, Allen
3/2/13	* VANDERBILT	55-62 L	7295	(16)Denson, Chris	(6)Chubb, Rob (6)Payne, Allen
3/6/13	* TENNESSEE	75-82 L	5420	(24)Sullivan, Frankie	(7)Chubb, Rob
3/9/13	* at Mississippi State	71-74 Lot	6250	(24)Denson, Chris	(9)Denson, Chris
3/13/13	\$ vs Texas A&M	62-71 L		(19)Sullivan, Frankie	(6)Dixon-Tatum, Asauhn

^ = Charleston Classic (Charleston, S.C.)

! = Charleston Classic Finale (Chesnut Hill, Mass.)

% = United Center (Chicago, Ill.)

\$ = SEC Tournament (Nashville, Tenn. • Bridgestone Arena)

* = Conference game

ATTENDANCE SUMMARY	GAMES	TOTALS	AVG/GAME
HOME	17	106375	6257
AWAY	11	107855	9805
NEUTRAL	4	27114	6778
TOTAL	32	241344	7542



**2012-13 Game-By-Game Stats
Individual Stats
(Points-Rebounds-Assists)**

<u>Opponent</u>	<u>Score</u>	<u>WL</u>	<u>Dixon-Tatum</u>	<u>Payne</u>	<u>Denson</u>	<u>Spencer</u>	<u>Johnson, S</u>	<u>Price</u>	<u>Wallace</u>	<u>Pellar</u>	<u>Adamu</u>
vs Murray State	59-79	L	12-8-1	6-4-1	DNP	DNP	7-9-3	9-1-1	2-1-0	DNP	2-2-1
at Coll. of Charleston	55-51	W	0-0-0	0-4-0	DNP	DNP	0-0-1	4-1-1	0-1-2	DNP	11-3-0
vs Dayton	63-73	L	2-0-0	9-4-1	DNP	DNP	5-2-0	0-3-0	3-1-1	DNP	0-5-1
at Boston College	49-50	L	0-1-0	7-6-1	DNP	DNP	2-1-0	0-0-0	0-0-1	DNP	2-1-1
RHODE ISLAND	72-78	LOT	4-3-0	9-5-0	DNP	DNP	4-2-2	19-1-2	2-7-7	DNP	0-0-0
DEPAUL	76-80	L	9-5-0	8-3-0	DNP	DNP	0-3-3	2-1-3	0-2-2	DNP	DNP
GRAMBLING STATE	92-42	W	4-4-0	9-7-2	13-0-1	0-1-0	7-4-0	14-2-3	2-2-6	3-1-0	DNP
FURMAN	64-50	W	6-9-0	5-0-0	17-6-2	DNP	4-3-2	14-1-0	0-0-4	DNP	DNP
TENNESSEE TECH	81-62	W	5-8-0	5-6-4	20-5-1	0-0-0	9-2-1	12-2-1	11-2-7	0-0-0	DNP
WINTHROP	67-74	L	6-4-0	6-5-2	18-5-3	DNP	5-1-1	2-3-0	0-3-0	DNP	DNP
vs Illinois	79-81	L	5-2-2	10-10-1	8-4-4	DNP	5-3-3	DNP	8-3-4	DNP	DNP
FLORIDA STATE	78-72	W	4-8-0	17-7-3	DNP	DNP	8-2-1	DNP	6-5-6	DNP	DNP
LSU	68-63	W	6-3-1	15-4-4	DNP	DNP	11-9-3	DNP	7-4-2	DNP	DNP
at South Carolina	74-71	W	4-0-0	8-3-1	DNP	DNP	5-1-0	DNP	1-1-7	DNP	DNP
at Arkansas	80-88	LOT	6-3-0	9-4-1	DNP	DNP	6-3-2	DNP	6-5-9	DNP	DNP
KENTUCKY	53-75	L	10-3-0	11-4-0	0-3-3	DNP	0-0-3	0-0-1	4-1-2	DNP	DNP
at Vanderbilt	61-73	L	2-3-0	3-5-2	1-1-1	DNP	5-5-4	3-0-0	5-0-2	DNP	DNP
OLE MISS	61-63	L	0-0-0	6-1-1	18-1-0	DNP	9-8-2	0-2-1	9-0-2	DNP	DNP
at Georgia	49-57	L	0-1-0	13-4-0	12-3-0	DNP	0-4-0	5-4-0	0-2-1	DNP	DNP
at Missouri	77-91	L	8-3-1	6-4-0	10-3-1	DNP	8-2-0	5-5-1	2-0-1	DNP	DNP
ALABAMA	49-37	W	0-5-0	11-6-1	9-2-0	DNP	2-0-0	0-1-1	11-2-2	DNP	DNP
at Kentucky	62-72	L	2-2-0	5-1-0	15-4-1	DNP	10-5-1	0-1-0	3-3-4	DNP	DNP
ARKANSAS	75-83	L	5-3-0	8-5-1	18-2-5	DNP	9-2-1	5-3-1	7-3-2	DNP	DNP
FLORIDA	52-83	L	0-3-0	3-7-1	13-1-1	DNP	8-4-3	12-2-0	0-1-1	DNP	DNP
TEXAS A&M	56-65	L	2-4-0	11-2-0	9-1-1	DNP	7-6-1	9-1-0	2-3-2	DNP	DNP
at Ole Miss	55-88	L	0-1-0	9-7-2	0-0-0	DNP	18-4-2	2-2-2	0-0-1	DNP	DNP
at Alabama	43-61	L	5-2-0	2-6-4	2-4-1	DNP	6-1-1	2-3-0	0-1-0	DNP	DNP
VANDERBILT	55-62	L	2-3-0	6-6-1	16-4-2	DNP	4-4-0	7-2-2	8-3-1	DNP	DNP
TENNESSEE	75-82	L	5-3-0	3-2-2	DNP	3-0-0	0-2-1	9-4-1	14-1-4	DNP	DNP
at Mississippi State	71-74	LOT	0-4-0	9-8-1	24-9-3	DNP	4-2-0	2-2-1	2-3-2	DNP	DNP
vs Texas A&M	62-71	L	5-6-0	5-1-1	15-1-1	DNP	0-3-0	5-1-1	8-4-4	DNP	DNP

<u>Opponent</u>	<u>Score</u>	<u>WL</u>	<u>Holmes</u>	<u>Sullivan</u>	<u>Greene, Jr.</u>	<u>Granger</u>	<u>Johnson, N</u>	<u>Chubb</u>
IPFW	61-50	W	DNP	26-4-0	0-1-3	0-0-0	2-6-0	10-15-2
vs Murray State	59-79	L	DNP	7-5-0	2-0-2	0-2-0	0-0-1	12-7-0
at Coll. of Charleston	55-51	W	DNP	24-5-2	0-0-0	DNP	12-2-0	4-5-1
vs Dayton	63-73	L	0-0-0	23-0-5	0-2-1	DNP	10-2-2	11-5-1
at Boston College	49-50	L	DNP	23-8-1	0-1-2	DNP	3-2-1	12-5-0
RHODE ISLAND	72-78	LOT	DNP	7-3-6	8-0-2	DNP	13-3-1	6-9-1
DEPAUL	76-80	L	DNP	28-4-5	2-0-0	0-0-1	10-4-0	17-13-1
GRAMBLING STATE	92-42	W	0-0-0	10-4-5	0-1-5	6-2-0	14-4-1	10-3-0
FURMAN	64-50	W	DNP	11-5-7	DNP	0-0-0	3-5-0	4-8-0
TENNESSEE TECH	81-62	W	0-0-0	5-2-4	0-0-0	4-3-0	3-2-0	7-6-0
WINTHROP	67-74	L	DNP	22-6-5	DNP	0-0-0	0-0-1	8-5-0
vs Illinois	79-81	L	DNP	21-3-4	3-0-0	DNP	6-5-0	13-5-0
FLORIDA STATE	78-72	W	DNP	24-4-0	2-1-0	0-0-0	9-3-0	8-10-0
LSU	68-63	W	DNP	10-5-2	5-0-2	DNP	6-2-0	8-8-1
at South Carolina	74-71	W	DNP	17-4-5	14-1-1	0-0-0	9-0-0	16-10-0
at Arkansas	80-88	LOT	DNP	26-9-1	6-1-2	0-0-0	9-3-1	12-11-3
KENTUCKY	53-75	L	DNP	12-4-2	2-2-1	DNP	0-0-1	14-7-0
at Vanderbilt	61-73	L	DNP	14-4-1	11-0-1	0-0-0	3-0-1	14-8-1
OLE MISS	61-63	L	DNP	12-7-1	3-1-0	DNP	3-4-0	1-10-3
at Georgia	49-57	L	DNP	13-2-4	0-0-0	1-2-0	0-0-0	5-6-2
at Missouri	77-91	L	DNP	12-1-1	9-2-3	4-4-0	3-0-0	10-2-1
ALABAMA	49-37	W	DNP	7-4-2	0-0-0	0-2-0	3-3-0	6-7-1
at Kentucky	62-72	L	DNP	8-7-3	DNP	0-0-0	12-3-0	7-1-0
ARKANSAS	75-83	L	DNP	11-4-1	DNP	5-1-0	3-2-1	4-8-0
FLORIDA	52-83	L	DNP	8-1-2	2-1-0	2-2-0	3-1-0	1-2-1
TEXAS A&M	56-65	L	DNP	7-3-6	0-0-0	0-2-0	0-2-0	9-3-1
at Ole Miss	55-88	L	DNP	9-1-3	8-1-0	2-0-0	0-0-0	7-4-1
at Alabama	43-61	L	DNP	6-5-1	3-0-2	0-1-0	4-2-1	13-4-1
VANDERBILT	55-62	L	DNP	7-3-3	0-2-0	DNP	0-0-0	5-6-1
TENNESSEE	75-82	L	DNP	24-3-2	2-2-1	DNP	9-2-2	6-7-1
at Mississippi State	71-74	LOT	DNP	12-3-4	0-2-2	DNP	0-1-0	18-7-0
vs Texas A&M	62-71	L	DNP	19-1-2	0-0-0	DNP	3-1-1	2-3-1



Opponent	Score	FG	FGA	Pct	3FG	3FGA	Pct	FT	FTA	Pct	Rebounds				PF	A	TO	Blk	Stl
											Off	Def	Tot	Avg					
IPFW	50	15	52	.288	4	20	.200	16	23	.696	10	25	35	35.0	18	10	17	2	10
at Auburn	61	22	54	.407	3	11	.273	14	21	.667	12	30	42	42.0	17	10	16	3	10
Auburn	59	20	60	.333	2	10	.200	17	30	.567	22	21	43	42.5	17	10	20	5	7
vs Murray State	79	27	51	.529	11	23	.478	14	16	.875	5	23	28	31.5	24	9	17	7	9
Auburn	55	19	53	.358	6	17	.353	11	14	.786	5	21	26	37.0	16	7	9	4	12
at Coll. of Charleston	51	18	47	.383	5	15	.333	10	18	.556	11	31	42	35.0	18	5	19	7	5
Auburn	63	23	55	.418	4	16	.250	13	17	.765	8	19	27	34.5	24	12	14	7	7
vs Dayton	73	21	45	.467	4	13	.308	27	36	.750	9	24	33	34.5	19	10	17	3	7
Auburn	49	19	45	.422	4	13	.308	7	13	.538	5	23	28	33.2	17	7	13	4	6
at Boston College	50	17	47	.362	8	22	.364	8	15	.533	11	24	35	34.6	17	10	12	3	7
Rhode Island	78	26	65	.400	13	26	.500	13	21	.619	13	26	39	35.3	13	14	15	3	11
at Auburn	72	28	62	.452	11	27	.407	5	7	.714	10	27	37	33.8	18	21	19	3	8
DePaul	80	26	54	.481	9	17	.529	19	34	.559	9	23	32	34.9	21	18	13	4	10
at Auburn	76	28	64	.438	6	16	.375	14	21	.667	16	27	43	35.1	24	15	14	4	8
Grambling State	42	16	51	.314	4	18	.222	6	8	.750	10	18	28	34.0	16	8	24	3	5
at Auburn	92	34	63	.540	11	24	.458	13	18	.722	13	26	39	35.6	12	23	12	7	13
Furman	50	16	52	.308	5	22	.227	13	17	.765	11	18	29	33.4	14	9	8	4	4
at Auburn	64	25	58	.431	8	17	.471	6	8	.750	15	27	42	36.3	19	15	12	6	3
Tennessee Tech	62	25	67	.373	1	18	.056	11	17	.647	18	20	38	33.9	26	14	17	4	11
at Auburn	81	22	51	.431	7	18	.389	30	40	.750	14	28	42	36.9	18	18	17	5	12
Winthrop	74	24	49	.490	7	25	.280	19	25	.760	11	18	29	33.5	21	13	19	2	4
at Auburn	67	23	60	.383	3	23	.130	18	21	.857	19	15	34	36.6	22	12	13	2	6
Auburn	79	29	60	.483	11	23	.478	10	16	.625	14	25	39	36.8	25	18	20	4	9
vs Illinois	81	25	52	.481	4	15	.267	27	40	.675	9	22	31	33.2	15	14	11	5	11
Florida State	72	28	58	.483	9	26	.346	7	15	.467	9	31	40	33.8	27	16	20	5	5
at Auburn	78	22	63	.349	6	20	.300	28	41	.683	16	26	42	37.2	17	10	9	2	11
LSU	63	25	67	.373	9	27	.333	4	10	.400	14	26	40	34.2	20	15	12	3	7
at Auburn	68	25	54	.463	6	18	.333	12	22	.545	7	31	38	37.3	15	15	12	4	6
Auburn	74	24	41	.585	8	18	.444	18	28	.643	9	15	24	36.4	23	14	17	3	9
at South Carolina	71	26	57	.456	8	20	.400	11	16	.688	17	14	31	34.0	24	20	15	3	4
Auburn	80	31	62	.500	11	25	.440	7	17	.412	8	31	39	36.6	24	19	19	4	3
at Arkansas	88	30	66	.455	8	24	.333	20	33	.606	9	27	36	34.1	15	18	8	3	8
Kentucky	75	30	55	.545	5	15	.333	10	16	.625	11	32	43	34.6	14	17	15	8	6
at Auburn	53	23	66	.348	0	15	.000	7	10	.700	12	18	30	36.2	17	13	9	1	9
Auburn	61	22	53	.415	9	24	.375	8	9	.889	6	23	29	35.8	26	13	15	4	7
at Vanderbilt	73	20	49	.408	9	24	.375	24	30	.800	11	26	37	34.8	14	14	13	2	4
Ole Miss	63	24	56	.429	11	25	.440	4	17	.235	13	23	36	34.8	17	15	8	5	1
at Auburn	61	20	54	.370	6	23	.261	15	19	.789	11	26	37	35.8	21	10	6	6	3
Auburn	49	15	53	.283	4	20	.200	15	27	.556	10	23	33	35.7	25	7	11	1	9
at Georgia	57	19	43	.442	4	17	.235	15	26	.577	7	31	38	35.0	21	11	16	3	4
Auburn	77	19	53	.358	7	22	.318	32	36	.889	9	22	31	35.5	26	9	12	1	5
at Missouri	91	30	55	.545	6	16	.375	25	33	.758	8	25	33	34.9	23	17	11	3	8
Alabama	37	14	49	.286	2	19	.105	7	9	.778	11	19	30	34.7	22	7	16	0	9
at Auburn	49	15	44	.341	2	9	.222	17	23	.739	10	25	35	35.5	10	7	14	4	7
Auburn	62	22	51	.431	7	13	.538	11	17	.647	9	20	29	35.2	29	9	9	2	3
at Kentucky	72	20	46	.435	6	21	.286	26	38	.684	11	24	35	34.7	21	12	10	4	4
Arkansas	83	27	58	.466	9	21	.429	20	29	.690	7	24	31	34.5	24	16	8	3	5
at Auburn	75	23	53	.434	6	13	.462	23	32	.719	10	28	38	35.3	24	12	16	5	4
Florida	83	31	54	.574	15	30	.500	6	10	.600	4	26	30	34.4	11	25	9	3	9
at Auburn	52	19	54	.352	4	16	.250	10	14	.714	11	19	30	35.1	15	9	14	2	4
Texas A&M	65	22	50	.440	5	19	.263	16	20	.800	9	25	34	34.3	13	13	11	2	7
at Auburn	56	21	56	.375	5	23	.217	9	14	.643	11	21	32	35.0	19	11	10	4	2
Auburn	55	22	56	.393	3	18	.167	8	12	.667	4	18	22	34.5	20	11	11	0	8
at Ole Miss	88	27	50	.540	13	25	.520	21	26	.808	8	30	38	34.5	12	18	14	4	9
Auburn	43	15	50	.300	2	15	.133	11	14	.786	8	23	31	34.4	19	11	15	5	6
at Alabama	61	22	56	.393	5	24	.208	12	16	.750	12	29	41	34.7	16	13	11	4	8
Vanderbilt	62	16	49	.327	10	26	.385	20	31	.645	7	32	39	34.9	20	12	9	2	2
at Auburn	55	20	56	.357	3	18	.167	12	19	.632	7	29	36	34.4	27	10	8	5	4
Tennessee	82	24	56	.429	7	20	.350	27	38	.711	13	20	33	34.8	16	13	8	2	7
at Auburn	75	28	55	.509	9	26	.346	10	12	.833	8	22	30	34.3	27	14	16	6	5
Auburn	71	28	68	.412	3	17	.176	12	15	.800	6	36	42	34.5	22	13	14	3	11
at Mississippi State	74	25	62	.403	8	17	.471	16	29	.552	10	36	46	35.2	18	13	17	7	8
Auburn	62	20	50	.400	6	21	.286	16	20	.800	4	20	24	34.2	22	11	11	8	5
vs Texas A&M	71	22	49	.449	6	16	.375	21	26	.808	9	27	36	35.2	18	12	10	4	2



**• Exhibition Game 1 •
Auburn 108, Victory University 57
October 30, 2012
Auburn Arena • Auburn, Ala.**

Rob Chubb had a double-double with 21 points and 13 rebounds to lead six Tigers in double figures as Auburn defeated Victory University 108-57 in its exhibition opener in Auburn Arena. Auburn's freshman quartet of Shaq Johnson (15), Jordan Price (13), Jordon Granger (13) and Brian Greene Jr. (2 pts and 12 assists) combined for 43 points and 19 assists. Five-straight points by Price gave Auburn a 28-11 lead, and the Tigers stretched the run into a 20-4 burst following a layup by Chubb. Frankie Sullivan, who had 11 points, sandwiched a Shaq Johnson dunk with a trey and then a layup to give Auburn a 41-13 lead with 6:29 remaining in the first half. Price hit his second 3-pointer with just under four minutes left in the first half and the Tigers led 51-15. Auburn closed the half on an 18-5 run. Ten of the 11 Tigers that played in the first half scored as Auburn led 61-20. Auburn shot 56.6 percent (43-of-76) from the floor, including hitting 9-of-22 3-pointers (40.9 percent). Noel Johnson and Sullivan both made three 3-pointers. A pair of dunks by Shaq Johnson and a Price layup gave the Tigers a 50-point lead at 94-44 with 6:12 to go. Two free throws by Granger put the Tigers over the century mark at 101-44 with four minutes remaining. Noel Johnson added 11 points. Eleven Tigers scored in the game. Jordan Miles led Victory with 16 points and eight rebounds. The 108 points were the most Auburn has scored since Dec. 20, 1999, and the first time the Tigers scored 100 points since Nov. 29, 2003, 10 seasons ago.

Victory University	FG	3FG	FT	R	F	T	P	A	T	B	S	M
Kristaps Bernans,F	2-2	1-1	4-11	2	3	9	0	2	0	2	2	24
Jordan Miles,C	6-11	1-1	3-3	8	3	16	0	3	0	1	1	29
Srdjan Stamenkovic,G	0-5	0-1	0-0	2	1	0	6	5	0	1	0	19
Mario Jones,G	1-3	0-1	0-0	0	0	2	1	2	0	1	1	8
Nathan Guess,G	2-3	2-3	0-0	3	6	0	0	0	0	0	0	13
Khaleel Headley	1-9	0-4	2-2	3	4	4	1	3	0	0	0	25
Michael Morelli	0-1	0-1	0-0	1	0	0	0	1	0	0	0	6
Travis Gibson	2-7	1-6	2-2	3	0	7	4	4	0	0	0	28
Jon Sexton	2-8	2-6	0-0	1	2	6	1	2	0	0	0	26
Jaron Caston	0-0	0-0	0-0	0	0	0	0	0	0	0	0	2
Tevin Hill	2-6	1-3	2-5	1	1	7	1	2	0	1	1	19
Team	2											
Totals	18-55	8-27	13-23	23	17	57	14	24	0	6	200	

FG%: 1st Half 7-24 .292, 2nd Half 11-31 .355, Game 18-55 .327;
3FG%: 1st Half 1-9 .111, 2nd Half 7-18 .389, Game 8-27 .296;
FT%: 1st Half 5-9 .556, 2nd Half 8-14 .571, Game 13-23 .565;
Deadball Rebounds: 9.

Auburn	FG	3FG	FT	R	F	T	P	A	T	B	S	M
Allen Payne, F	3-8	0-1	2-2	5	0	8	0	1	1	2	18	
Shareif Adamu, F	1-3	0-2	0-0	3	5	2	0	1	0	0	10	
Rob Chubb, C	9-13	0-1	3-3	13	3	21	1	2	0	0	20	
Josh Wallace, G	1-2	0-0	2-2	2	2	4	4	4	0	1	13	
Frankie Sullivan, G	4-8	3-5	0-0	2	1	11	2	0	0	1	18	
Asaunh Dixon-Tatum	3-3	0-0	2-4	6	5	8	0	2	1	0	14	
Dylan Spencer	0-1	0-1	0-0	1	1	0	0	1	0	0	4	
Shaquille Johnson	7-7	1-1	0-1	2	2	15	3	1	0	1	14	
Jordan Price	5-9	2-4	1-2	2	3	13	3	0	0	3	20	
Nick Pellar	0-0	0-0	1	0	0	0	0	0	0	0	2	
C.J. Holmes	0-1	0-0	0-0	1	0	0	0	0	0	0	2	
Brian Greene Jr.	1-9	0-2	0-0	3	2	12	3	0	4	26		
Jordon Granger	5-6	0-0	3-4	4	0	13	1	0	2	3	21	
Noel Johnson	4-6	3-5	0-0	5	0	11	0	0	0	1	18	
Team	3											
Totals	43-76	9-22	13-19	52	24	108	26	15	4	16	200	

FG%: 1st Half 24-42 .571, 2nd Half 19-34 .559, Game 43-76 .566;
3FG%: 1st Half 6-16 .375, 2nd Half 3-6 .500, Game 9-22 .409;
FT%: 1st Half 7-9 .778, 2nd Half 6-10 .600, Game 13-19 .684;
Deadball Rebounds: 3

SCORE BY PERIODS

	1	2	F
Victory University	20	37	--
Auburn	61	47	--

OFFICIALS--Antinio Petty, Earnie Pheal, Tony Henderson
TECHNICAL FOULS--None
ATTENDANCE--2,500

**• Exhibition Game 2 •
Auburn 66, Georgia Southwestern State 50
November 5, 2012
Auburn Arena • Auburn, Ala.**

Noel Johnson recorded a double-double with 10 points and 10 rebounds while Asaunh Dixon-Tatum added 11 points, four rebounds and four blocks as Auburn used a 12-0 second half run to take a commanding lead in a 66-50 win over Georgia Southwestern State in Auburn Arena in the exhibition finale. Frankie Sullivan's steal and dunk capped the 12-0 run that pushed the Tigers firmly in front with 7:42 left in the game. The dunk followed consecutive 3-pointers from the senior guard and Noel Johnson. Josh Wallace had a pair of free throws and Shareif Adamu added a dunk in the run that left the Tigers in front 56-41. Back-to-back 3-pointers by Allen Payne ended a scoring drought of nearly five minutes for the Tigers with 10:13 to go in the first half. Jordon Granger's dunk in transition briefly tied the game at 22 with 5:20 left as Auburn erased an eight-point deficit. Dixon-Tatum converted a hook shot in the paint for Auburn's first lead of the night at 26-24 with 4:12 to go before halftime. The Tigers' largest lead of the first half came at 32-27 with 1:53 left. Jordan Price knocked down his lone 3-pointer of the night with 1:03 remaining to give the Tigers an 18-point lead, 66-48, their largest of the game. All 11 Tigers who played scored in the game, and Wallace scored eight points and added five assists and four steals. Michael Tankersley and Matt Shaw both scored 10 points to lead Georgia Southwestern.

Ga. Southwestern	FG	3FG	FT	R	F	T	P	A	T	B	S	M
Michael Tankersley,F	3-4	0-0	4-8	3	2	10	0	3	0	1	21	
Milos Kleut, F	2-4	0-0	0-1	2	3	4	0	2	0	0	19	
Matt Shaw, F	5-8	0-1	0-1	5	4	10	1	1	0	0	31	
Derrick Dawkins,G	4-10	1-3	0-3	4	1	9	5	3	0	1	32	
Alan Arnett, G	0-2	0-1	1-2	4	2	1	2	2	0	1	31	
Daryl Davis	1-5	0-0	6-8	2	4	8	0	1	1	1	16	
Colby Czerepinski	0-0	0-0	0-0	0	0	0	0	0	0	0	0+	
Tyler Gunnett	0-1	0-1	1-2	1	0	1	1	2	0	1	9	
Jamon Hawkins	2-6	1-4	0-0	0	5	1	2	0	1	2	21	
Austin Kelly	1-4	0-1	0-0	4	4	2	1	2	1	0	20	
Adrian Knight	0-0	0-0	0-0	0	0	0	0	0	0	0	0+	
Team	6											
Totals	18-44	2-11	12-25	31	20	50	11	18	2	6	200	

FG%: 1st Half 11-27 .407, 2nd Half 7-17 .412, Game 18-44 .409;
3FG%: 1st Half 1-5 .200, 2nd Half 1-6 .167, Game 2-11 .182;
FT%: 1st Half 6-12 .500, 2nd Half 6-13 .462, Game 12-25 .480;
Deadball Rebounds: 8

Auburn	FG	3FG	FT	R	F	T	P	A	T	B	S	M
Allen Payne, F	2-4	2-2	1-2	3	4	7	0	1	2	0	14	
Rob Chubb, C	1-4	0-0	0-0	0	4	2	0	0	1	0	12	
Josh Wallace, G	2-4	1-1	3-4	1	2	8	5	0	0	4	26	
Frankie Sullivan, G	3-7	1-3	2-3	4	3	9	2	1	0	1	23	
Noel Johnson, G	4-7	2-4	0-0	10	0	10	1	3	0	1	27	
Asaunh Dixon-Tatum	4-8	0-0	3-5	4	4	11	1	0	4	0	27	
Dylan Spencer	0-0	0-0	0-0	0	0	0	0	0	0	0	0+	
Shaquille Johnson	2-5	0-1	0-0	4	2	4	0	1	0	1	18	
Jordan Price	2-7	1-4	2-2	1	2	7	2	4	0	2	18	
Shareif Adamu	1-5	0-1	0-1	5	3	2	0	0	0	0	12	
C.J. Holmes	0-0	0-0	0-0	0	0	0	0	0	0	0	0+	
Brian Greene Jr.	1-2	0-0	0-0	0	2	2	2	1	0	0	13	
Jordon Granger	2-3	0-0	0-0	1	0	4	0	1	0	0	10	
Team	4											
Totals	24-56	7-16	11-17	37	26	66	13	12	7	8	200	

FG%: 1st Half 10-28 .357, 2nd Half 14-28 .500, Game 24-56 .429;
3FG%: 1st Half 4-8 .500, 2nd Half 3-8 .375, Game 7-16 .438;
FT%: 1st Half 8-10 .800, 2nd Half 3-7 .429, Game 11-17 .647;
Deadball Rebounds: 1.

SCORE BY PERIODS

	1	2	F
Georgia Southwestern State	29	21	--
Auburn	32	34	--

OFFICIALS--Jamie Luckie, Ed Corbett, Tracy Woodson
TECHNICAL FOULS--None
ATTENDANCE--2,500

**• Game 1 •
Auburn 61, IPFW 50
November 9, 2012
Auburn Arena • Auburn, Ala.**

Frankie Sullivan scored 26 points and Rob Chubb had a double-double with 10 points and a career-high 15 rebounds as Auburn used a big second-half run to defeat IPFW 61-50 in Auburn Arena in the season opener for both teams. Sullivan's putback dunk capped an 18-4 run over 9:22 and gave Auburn a 55-46 lead with 1:24 left. The run saw the Tigers erase a five-point deficit as Sullivan scored nine points during the run. Payne added 12 points, seven rebounds, three assists and three steals. Sullivan drilled a 3-pointer and scored a fast-break layup to tie the game at 28 with Auburn trailing since it was 4-3. IPFW led 27-23 at the half. Sullivan connected on his second 3-pointer with less than 10 minutes to go to tie the game at 42 to get Auburn's 18-4 run going, and then Chubb scored a baby hook in the lane to give the Tigers the lead for good with 7:04 to play. The lead was the first for the Tigers since leading 4-3. IPFW went almost nine minutes without a field goal until a 3-pointer by Joe Edwards with 4:37 left. Josh Wallace converted a three-point play after coming up with a steal for a 53-46 lead with 2:41 remaining in the game. Frank Gaines, who was ranked ninth in the NCAA in scoring last year, led IPFW with a career-high 32 points and was the team's only double-figure scorer. Auburn trailed by as many as nine in the first half, and the Tigers had 11 first half turnovers that IPFW converted into 11 points.

IPFW	FG	3FG	FT	R	F	T	P	A	T	B	S	M
Luis Jacobo, F	0-6	0-4	1-2	3	2	1	0	3	0	0	29	
Mario Hines, F	0-3	0-0	1-2	2	4	1	0	0	0	0	18	
Pierre Bland, G	2-7	0-0	0-0	5	1	4	3	6	0	3	24	
Frank Gaines, G	10-18	3-8	9-11	3	3	32	1	4	0	2	36	
Kevin Harden, G	0-2	0-3	1-2	6	0	1	1	3	0	0	27	
Issaiah McCray	0-1	0-1	3-4	1	4	3	1	0	0	1	18	
Joe Reed	0-3	0-1	1-2	10	2	1	3	0	2	2	32	
Joe Edwards	3-6	1-3	0-0	2	2	7	1	1	0	1	16	
Team	3											
Totals	15-52	4-20	16-23	35	18	50	10	17	2	10	200	

FG%: 1st Half 9-26 .346, 2nd Half 6-26 .231, Game 15-52 .288;
3FG%: 1st Half 2-9 .222, 2nd Half 2-11 .182, Game 4-20 .200;
FT%: 1st Half 7-12 .583, 2nd Half 9-11 .818, Game 16-23 .696;
Deadball Rebounds: 4

Auburn	FG	3FG	FT	R	F	T	P	A	T	B	S	M
Allen Payne, F	4-7	0-0	4-6	7	2	12	3	2	0	3	37	
Noel Johnson, F	0-6	0-2	2-2	6	3	2	0	1	0	2	24	
Rob Chubb, C	4-11	0-0	2-4	15	2	10	2	2	2	1	32	
Josh Wallace, G	2-3	0-0	3-4	3	4	7	2	3	0	2	28	
Frankie Sullivan, G	11-20	2-7	2-3	4	1	26	0	0	0	2	35	
Asaunh Dixon-Tatum	0-3	0-0	0-0	2	1	0	0	1	1	0	8	
Shaquille Johnson	0-0	0-0	0-0	0	1	0	0	0	0	0	2	
Jordan Price	1-2	1-2	0-0	1	3	0	2	0	0	0	13	
Shareif Adamu	0-2	0-0	1-2	1	1	1	0	1	0	0	7	
Brian Greene Jr.	0-0	0-0	0-0	1	0	0	3	3	0	0	10	
Jordon Granger	0-0	0-0	0-0	0	1	0	0	1	0	0	4	
Team	3											
Totals	22-54	3-11	14-21	42	17	61	10	16	3	10	200	

FG%: 1st Half 10-29 .345, 2nd Half 12-25 .480, Game 22-54 .407;
3FG%: 1st Half 0-1 .000, 2nd Half 3-10 .300, Game 3-11 .273;
FT%: 1st Half 3-4 .750, 2nd Half 11-17 .647, Game 14-21 .667;
Deadball Rebounds: 2.

SCORE BY PERIODS

	1	2	F
IPFW (0-1)	27	23	--
Auburn (1-0)	23	38	--



• Game 2 •
Murray State 79, Auburn 59
November 15, 2012
TD Arena • Charleston, S.C.

All-American Isaiah Canaan scored 26 points, including 20 in the first half, to go along with 6 assists and 3-of-5 three-point shooting to lead Murray State to a 79-59 victory over Auburn in the Charleston Classic first round in TD Arena. Murray State, which finished last season with a 31-2 record, jumped out to a 7-0 lead and led 11-2 at the first media time out just over four minutes in. The Racers went up 27-10 on their fifth made three in nine attempts, this one by Stacy Wilson for is third of the game, with 8:42 left in the first. The Racers increased it to 36-11 behind 16 points from Canaan with 4:27 left in the half and led by as much as 45-15 with a minute to go before Auburn ended the half down 45-19. Canaan scored his 20 first-half points by going 6-of-9 from the field, 3-of-5 from 3-point range and made all five free throws. Auburn had 15 first half turnovers that led to 20 points for Murray State. Frankie Sullivan went flying into the scorer's table for a loose ball and went to the locker room with 15:13 to play in the game and did not return. Murray State led by as much as 72-34 with 8:51 left before Auburn outscored the Racers 25-7 the rest of the way. Asauhn Dixon-Tatum led Auburn with 12 points and 8 rebounds while Rob Chubb had 12 points and 7 boards. The Tigers were held to 33.3 percent shooting from the field, including 26.7 percent (8-of-30) in the first half. Auburn missed its first eight 3-point attempts before Jordan Price made two in a row to finish with 9 points. Auburn outrebounded Murray State 43-28. Stacy Wilson chipped in 18 points on 4-of-5 three-point shooting for Murray State, which shot 52.9 percent from the floor and 11-of-23 (.478) from 3-point range.

Murray State	FG	3FG	FT	R	F	T P	A	T	B	S	M
Stacy Wilson, F	6-10	4-5	2-2	1	2	18	1	3	0	1	21
Ed Daniel, F	2-3	0-0	4-6	5	3	8	0	1	3	4	21
Brandon Garrett, F	2-2	0-0	0-0	5	3	4	1	2	0	1	18
Isaiah Canaan, G	9-12	3-5	5-5	4	1	26	6	3	0	0	26
Dexter Fields, G	2-6	2-6	0-0	1	1	6	0	2	1	2	24
CJ Ford	1-3	0-2	0-0	1	3	2	0	2	1	0	12
Tyler Rambo	0-0	0-0	3-3	0	0	3	0	0	0	0	7
Erik McCree	0-4	0-1	0-0	1	4	0	0	1	0	1	15
Jeffery Moss	3-7	2-4	0-0	2	4	8	1	2	0	0	28
Jordan Burge	0-0	0-0	0-0	0	0	0	0	0	0	0	1
Terron Gilmore	1-1	0-0	0-0	2	1	2	0	1	2	0	16
Zay Henderson	1-3	0-0	0-0	4	2	2	0	0	0	0	11
Team							2				
Totals	27-51	11-23	14-16	28	24	79	9	17	7	9	200

FG%: 1st Half 15-26 .577, 2nd Half 12-25 .480, Game 27-51 .529;
3FG%: 1st Half 8-13 .615, 2nd Half 3-10 .300, Game 11-23 .478;
FT%: 1st Half 7-9 .778, 2nd Half 7-7 1.000, Game 14-16 .875;
Deadball Rebounds: 0.

Auburn	FG	3FG	FT	R	F	T P	A	T	B	S	M
Allen Payne, F	0-5	0-1	6-8	4	2	6	1	3	0	1	17
Shareif Adamu, F	1-3	0-0	0-0	2	2	2	1	3	0	0	13
Rob Chubb, C	6-9	0-0	0-0	7	4	12	0	1	0	0	15
Josh Wallace, G	1-3	0-0	0-0	1	1	2	0	4	0	2	22
Frankie Sullivan, G	2-13	0-3	3-7	5	1	7	0	3	1	0	24
Asauhn Dixon-Tatum	6-8	0-0	0-0	8	2	12	1	2	1	1	28
Shaquille Johnson	0-1	0-0	7-10	9	2	7	3	2	0	1	26
Jordan Price	3-10	2-4	1-1	1	1	9	1	2	0	2	19
Brian Greene Jr.	1-3	0-1	0-4	0	1	2	0	0	0	0	11
Jordan Granger	0-1	0-0	0-0	2	1	0	0	0	0	0	9
Noel Johnson	0-4	0-1	0-0	0	0	0	1	0	1	0	16
Team							4				
Totals	20-60	2-10	17-30	43	17	59	10	20	3	7	200

FG%: 1st Half 8-30 .267, 2nd Half 12-30 .400, Game 20-60 .333;
3FG%: 1st Half 0-5 .000, 2nd Half 2-5 .400, Game 2-10 .200;
FT%: 1st Half 3-7 .429, 2nd Half 14-23 .609, Game 17-30 .567;
Deadball Rebounds: 8

SCORE BY PERIODS	1	2	F
Murray State (2-0)	45	34	-- 79
Auburn (1-1)	19	40	-- 59

OFFICIALS--John Higgins, Kelly Self, Rick Randall
TECHNICAL FOULS--Auburn Bench (9:43, 2nd)
ATTENDANCE--4,716

• Game 3 •
Auburn 55, College of Charleston 51
November 16, 2012
TD Arena • Charleston, S.C.

Frankie Sullivan totaled a game-high 24 points, including 20 in the second half, to go along with five rebounds, two assists and two steals with 20 stitches in his shooting arm leading Auburn to a 55-51 victory over the College of Charleston in the Charleston Classic second round in TD Arena. Sullivan, who left the previous night's game with 15 minutes to play after crashing into the scorer's table, scored Auburn's first 14 points of the second half, including a pair of 3-pointers, to give the Tigers a 36-31 lead with 11:36 remaining. Jordan Price followed with four straight to give Auburn a 40-32 lead with 11 minutes to go. A 7-0 Charleston run closed the Cougars to within 40-39 less than a minute later, but the Tigers stretched it out to a 50-44 lead after back-to-back great moves for buckets down low by Shareif Adamu with 3:39 remaining. Adamu then made two huge free throws with 36 seconds left for a 52-47 lead to score six straight for the Tigers. An Adjehe Baru tip-in for the Cougars made it 52-49 Auburn with 18 seconds left before Sullivan drained a pair of foul shots for a 54-49 lead a half second later. After another Baru layup, Noel Johnson split two foul shots for a 55-51 lead with 7.6 seconds left to ice it. Three-straight Noel Johnson 3-pointers gave Auburn a 13-10 lead with 9:54 left in the first. Johnson entered the game missing all 10 of his field goal attempts this season. The Tigers used a 16-6 run to take a 20-15 lead with 4:18 to play before the Cougars closed the half with an 8-2 run to regain the lead 23-22 at the half. Auburn shot 35.8 percent from the field, but 50 percent in the second half as the Tigers held College of Charleston to 38.3 percent shooting. Charleston outrebounded Auburn 42-26 but Auburn forced 19 turnovers. Noel Johnson had 12 points, with 11 of them coming in the first half on 3-of-4 shooting from 3-point range. Adamu added 11 points. Charleston was led by Anthony Stitt's 11 points.

Auburn	FG	3FG	FT	R	F	T P	A	T	B	S	M
Allen Payne, F	0-7	0-1	0-0	4	3	0	0	1	0	2	28
Rob Chubb, C	2-6	0-0	0-0	5	2	4	1	0	1	1	29
Shaq Johnson, G	0-2	0-1	0-0	0	0	0	1	0	0	2	12
Jordan Price, G	1-5	0-2	2-2	1	2	4	1	1	0	1	19
Frankie Sullivan, G	9-18	2-5	4-4	5	1	24	2	3	0	2	36
Asauhn Dixon-Tatum	0-1	0-0	0-0	0	0	0	0	1	1	0	7
Josh Wallace	0-2	0-1	0-0	1	1	0	2	0	0	2	23
Brian Greene Jr.	0-0	0-0	0-0	0	0	0	0	0	0	0	1
Noel Johnson	4-7	3-4	1-2	2	1	12	0	1	0	1	18
Team							5				
Totals	19-53	6-17	11-14	26	16	55	7	9	4	12	200

FG%: 1st Half 8-31 .258, 2nd Half 11-22 .500, Game 19-53 .358;
3FG%: 1st Half 4-13 .308, 2nd Half 2-4 .500, Game 6-17 .353;
FT%: 1st Half 2-4 .500, 2nd Half 9-10 .900, Game 11-14 .786;
Deadball Rebounds: 1

Auburn	FG	3FG	FT	R	F	T P	A	T	B	S	M
Adjehe Baru, F	2-3	0-0	1-2	11	1	5	0	2	2	0	29
Anthony Thomas, F	2-10	1-2	1-2	7	3	6	1	4	1	1	29
Trent Wiedeman, F	4-11	0-0	0-2	3	2	8	1	1	0	1	31
Nori Johnson, G	2-5	1-4	2-3	4	3	7	2	2	0	0	33
Anthony Stitt, G	3-9	2-6	3-4	5	1	11	0	6	1	0	35
Matt Sundberg	3-5	1-2	1-1	3	3	8	0	0	0	1	10
Theo Johnson	2-4	0-1	2-4	5	3	6	0	3	3	2	26
Trevonte Dixon	0-0	0-0	0-0	0	0	0	0	0	0	0	1
Willis Hall	0-0	0-0	0-0	2	0	1	0	0	0	0	6
Team							4				
Totals	18-47	5-15	10-18	42	18	51	5	19	7	5	200

FG%: 1st Half 9-21 .429, 2nd Half 9-26 .346, Game 18-47 .383;
3FG%: 1st Half 2-6 .333, 2nd Half 3-9 .333, Game 5-15 .333;
FT%: 1st Half 3-6 .500, 2nd Half 7-12 .583, Game 10-18 .556;
Deadball Rebounds: 5

SCORE BY PERIODS	1	2	F
Auburn (2-1)	22	33	-- 55
College of Charleston (1-2)	23	28	-- 51

OFFICIALS--Mike Stuart, Ted Hillary, John Gaffrey
TECHNICAL FOULS--None
ATTENDANCE--4,780

• Game 4 •
Dayton 73, Auburn 63
November 18, 2012
TD Arena • Charleston, S.C.

Kevin Dillard scored 20 points to lead Dayton to a 73-63 victory over Auburn in the Charleston Classic third round in TD Arena. Frankie Sullivan had a game-high 23 points and five assists while Rob Chubb scored 11 points and Noel Johnson 10 to lead the Tigers. Dayton ended the half on a 13-2 run to break open a tight game to lead 35-25 at halftime. Frankie Sullivan nailed a 3-pointer to give Auburn a 23-22 lead with 6:02 left, but the Tigers only scored on a Shaquille Johnson layup the rest of the half. Auburn scored the first four points of the second half to close to within six, but Dayton used an 11-1 run to extend its lead to 49-33 with 14:53 left. The Tigers closed it to 10 several times but couldn't get any closer. The game got off to a quick start with both teams shooting over 63 percent from the field as Auburn held a 12-11 lead just over four minutes in. Dayton outshot Auburn from the foul line, 27-of-36 to 13-of-17 and outrebounded the Tigers 33-27. Auburn shot 41.8 percent from the field to Dayton's 46.7 percent while both teams struggled from 3 as Auburn was 4-of-16 and Dayton 4-of-13.

Dayton	FG	3FG	FT	R	F	T P	A	T	B	S	M
Devin Oliver, F	3-4	1-1	5-8	6	4	12	0	3	0	1	22
Dyshawn Pierre, F	3-6	0-3	1-2	6	0	7	0	3	1	0	18
Josh Benson, C	1-4	0-0	2-4	1	4	4	0	2	0	1	20
Kevin Dillard, G	3-6	2-3	12-14	1	0	20	3	2	0	2	32
Vee Sanford, G	1-5	0-1	3-4	5	4	5	2	2	0	2	27
Khari Price	0-1	0-1	2-2	1	1	2	3	1	0	0	21
Jalen Robinson	6-10	0-0	0-0	7	0	12	0	3	1	0	25
Matt Derenbecker	1-4	1-4	0-0	3	2	3	1	1	0	1	23
Alex Gavrilovic	1-2	0-0	0-0	2	2	0	0	1	0	1	5
Devon Scott	2-3	0-0	2-2	1	2	6	1	0	0	0	7
Team							2				
Totals	21-45	4-13	27-36	33	19	73	10	17	3	7	200

FG%: 1st Half 10-28 .357, 2nd Half 11-17 .647, Game 21-45 .467;
3FG%: 1st Half 2-8 .250, 2nd Half 2-5 .400, Game 4-13 .308;
FT%: 1st Half 13-16 .813, 2nd Half 14-20 .700, Game 27-36 .750;
Deadball Rebounds: 5

Auburn	FG	3FG	FT	R	F	T P	A	T	B	S	M
Allen Payne, F	4-8	1-2	0-0	4	3	9	1	2	0	0	33
Rob Chubb, C	5-10	0-0	1-2	5	3	11	1	1	1	0	28
Shaq Johnson, G	2-4	0-2	1-2	2	1	5	0	1	1	1	14
Jordan Price, G	0-4	0-2	0-0	3	1	0	0	0	0	0	10
Frankie Sullivan, G	6-15	1-6	10-11	0	4	23	5	2	0	0	35
Asauhn Dixon-Tatum	1-1	0-0	0-0	2	2	0	2	1	1	1	8
Josh Wallace	1-2	0-0	1-2	1	5	3	1	3	0	1	16
Shareif Adamu	0-1	0-1	0-0	5	2	0	1	2	3	1	15
Brian Greene Jr.	0-3	0-0	0-0	2	2	0	1	1	0	2	15
Noel Johnson	4-7	2-3	0-0	2	1	10	2	1	1	1	26
Team							3				
Totals	23-55	4-16	13-17	27	24	63	12	14	7	7	200

FG%: 1st Half 11-26 .423, 2nd Half 12-29 .414, Game 23-55 .418;
3FG%: 1st Half 2-8 .250, 2nd Half 2-8 .250, Game 4-16 .250;
FT%: 1st Half 1-2 .500, 2nd Half 12-15 .800, Game 13-17 .765;
Deadball Rebounds: 4

SCORE BY PERIODS	1	2	F
Dayton (3-1)	35	38	-- 73
Auburn (2-2)	25	38	-- 63

OFFICIALS--John Cahill, Kelly Self, Jeb Hartness
TECHNICAL FOULS--None
ATTENDANCE--4,262



• Game 5 •
Boston College 50, Auburn 49
November 21, 2012
Conte Forum • Chestnut Hill, Mass.

Frankie Sullivan's long 3-pointer front-rimmed as Boston College held on for a 50-49 victory after a furious Auburn rally in the Conte Forum in the non-bracketed Charleston Classic Finale. Sullivan, who had a team-high 23 points and eight rebounds, brought the Tigers back from a seven-point deficit with just over three minutes to play. He had a huge four-point play on a 3-pointer from downtown Boston to tie the game at 49 with 46.1 seconds to go. Olivier Hanlan, who scored a career-high 19 points on 3-of-5 threes to lead Boston College, split a pair of free throws with 19.1 seconds left to give the Eagles the game-deciding point. After Sullivan scored the first bucket of the second half, Boston College went on an 10-0 run to take a 35-28 lead four minutes after the half. Two straight 3s by the Eagles gave them a 41-33 lead with 9:22 left. Sullivan scored the Tigers' first 11 points of the second half to bring them to within 41-37 with 6:54 to play before Allen Payne's conventional 3-point play brought the Tigers to within 43-40 with 6:31 left. BC went ahead 47-40 on Hanlan's bucket with 3:56 left, but a Noel Johnson 3 from the corner closed the Tigers to within four with 3:07 left followed by a pair of Rob Chubb free throws to bring Auburn to within 47-45 with 1:52 remaining. Joe Rahon's reverse layup in traffic with a minute left put the Eagles back up by four. Sullivan's four-point play then tied it. Auburn made six of its first nine shots to open the game while Boston College scored its first nine points all on 3-pointers and neither team led by more than four points in a closely contested first half. The Eagles took the first half's largest lead at 25-21 with 2:48 to go, but Auburn closed on a 5-0 run to take a 26-25 lead after Sullivan drained a 3-pointer just before the shot clock expired with 1.2 seconds left. It marked the Tigers' first halftime lead of the season and the play came after a called time out by Barbee with 35.7 seconds on the clock.

Auburn	FG	3FG	FT	R	FT P	A	T	B	S	M	
Shareif Adamu, F	1-2	0-0	0-0	1	3	2	1	2	0	1	8
Rob Chubb, C	5-10	0-0	2-4	5	4	12	0	2	3	0	31
Shaq Johnson, G	1-1	0-0	0-0	1	1	2	0	0	0	0	17
Frankie Sullivan, G	8-14	3-7	4-4	8	2	23	1	5	0	1	38
Brian Greene Jr.	0-2	0-0	0-0	1	0	2	0	0	0	1	15
Asauhn Dixon-Tatum	0-2	0-0	0-1	2	2	0	0	0	0	0	8
Allen Payne	3-7	0-1	1-3	6	3	7	1	1	1	2	29
Jordan Price	0-2	0-2	0-0	0	0	0	0	1	0	0	8
Josh Wallace	0-2	0-0	0-0	0	0	0	1	2	0	1	22
Noel Johnson	1-3	1-3	0-2	2	2	3	1	0	0	0	24
Team	3										
Totals	19-45	4-13	7-13	28	17	49	7	13	4	6	200

FG%: 1st Half 12-26 .462, 2nd Half 7-19 .368, Game 19-45 .422;
3FG%: 1st Half 2-7 .286, 2nd Half 2-6 .333, Game 4-13 .308;
FT%: 1st Half 0-2 .000, 2nd Half 7-11 .636, Game 7-13 .538;
Deadball Rebounds: 5.

Boston College	FG	3FG	FT	R	FT P	A	T	B	S	M	
Ryan Anderson, F	0-5	0-0	3-6	7	5	3	0	3	1	1	19
Dennis Clifford, C	2-5	0-0	1-2	5	3	5	1	1	2	1	31
Lonnie Jackson, G	0-6	0-5	0-0	4	2	0	3	2	0	0	28
Olivier Hanlan, G	7-11	3-5	2-4	6	0	19	0	3	0	2	35
Joe Rahon, G	5-11	3-6	2-2	2	2	15	2	1	0	1	36
Eddi Odio	0-1	0-0	0-0	2	2	0	0	0	0	0	22
Andrew Van Nest	1-2	1-1	0-0	4	2	3	1	1	0	0	8
Patrick Heckmann	2-6	1-5	0-1	1	1	5	3	1	0	1	21
Team	4										
Totals	17-47	8-22	8-15	35	17	50	10	12	3	7	200

FG%: 1st Half 9-28 .321, 2nd Half 8-19 .500, Game 17-47 .362;
3FG%: 1st Half 5-12 .417, 2nd Half 3-10 .300, Game 8-22 .364;
FT%: 1st Half 2-6 .333, 2nd Half 6-9 .667, Game 8-15 .533;
Deadball Rebounds: 3.

SCORE BY PERIODS	1	2	F
Auburn (2-3)	26	23	49
Boston College (2-3)	25	25	50

OFFICIALS--Karl Hess, Les Jones, Ron Groover
TECHNICAL FOULS--None
ATTENDANCE--3,102

• Game 6 •
Rhode Island 78, Auburn 72 (2ot)
November 25, 2012
Auburn Arena • Auburn, Ala.

Xavier Munford sent the game into double overtime with a 3-pointer at the buzzer and scored a career-high 33 points on eight treys to lead Rhode Island to a 78-72 win over Auburn for the Rams first win of the season in Auburn Arena. Freshman Jordan Price scored a career-high 19 points on 5-of-8 treys to lead Auburn. The Tigers had a 65-61 lead with 24 seconds to play in the first overtime, but Munford's jumper brought the Rams to within 2 and Noel Johnson had a chance to ice the game with two foul shots with 11 seconds left, but he split the pair. Auburn failed to foul and Munford sank a contested 3-pointer at the buzzer to silence the building. Nikola Malesevic, who had 19 points, 6 rebounds and 3 steals, for Rhode Island, opened the second overtime with a layup, but Frankie Sullivan's 3-pointer seconds later regained the lead for Auburn at 69-68 with 4:21 to play. Back-to-back 3-pointers by Malesevic and Munford then sealed it for Rhode Island as the Rams took a 74-69 lead with 59 seconds left. Allen Payne's 3 brought the Tigers to within 74-72 with 41 seconds to play, but Munford and Malesevic iced it at the foul line by making all four free throws. Auburn jumped out to a 22-11 lead just over eight minutes into the game by making seven of its first 10 shots, and the Tigers led 37-32 at the half. The Tigers were in control the whole way until the Rams tied it for the first time at 53 with 7:20 remaining in regulation. Rhode Island took its first lead of the game on a Malesevic layup with 4:31 to go. Johnson added 13 points on 4-of-6 three-pointers for the Tigers. Former Auburn guard, Andre Malone, added 13 points, eight rebounds and three assists on 3-of-5 three-pointers for Rhode Island. Auburn, which shot 63.6 percent in the first half, finished 45.2 percent from the floor for the game while Rhode Island shot 40.0 percent. The Tigers went 11-of-27 (.407) from 3-point range while the Rams were 13-of-26. Rhode Island outscored Auburn 30-13 in points off turnovers as the Tigers committed 19 turnovers to the Rams' 1.

Rhode Island	FG	3FG	FT	R	FT P	A	T	B	S	M	
AJordan Hare, F	1-2	0-0	3-6	9	0	5	1	2	3	1	32
Ryan Brooks, G	0-2	0-0	0-0	2	1	0	1	2	0	0	12
Mike Powell, G	2-9	0-1	1-2	3	2	5	6	6	0	2	47
Xavier Munford, G	11-24	8-15	3-5	5	2	33	1	2	0	2	44
Andre Malone, G	4-9	3-5	2-2	8	4	13	0	0	0	1	42
Always Bigby	0-0	0-0	0-0	1	0	1	0	1	0	1	3
T.J. Buchanan	0-0	0-0	0-0	1	0	1	0	0	0	0	13
Nikola Malesevic	7-15	2-5	3-4	6	1	19	1	2	0	3	44
Mike Aaman	1-4	0-0	1-2	3	1	3	0	0	0	1	13
Team	3										
Totals	26-65	13-26	13-21	39	13	78	14	15	3	11	250

FG%: 1st Half 11-26 .423, 2nd Half 9-29 .310, OT 6-10 .600, Game 26-65 .400;
3FG%: 1st Half 5-10 .500, 2nd Half 4-10 .400, OT 4-6 .667, Game 13-26 .500;
FT%: 1st Half 5-8 .625, 2nd Half 4-6 .667, OT 4-7 .571, Game 13-21 .619;
Deadball Rebounds: 6

Auburn	FG	3FG	FT	R	FT P	A	T	B	S	M	
Allen Payne, F	4-11	1-4	0-0	5	4	9	0	3	1	2	36
Noel Johnson, F	4-6	4-6	1-2	3	3	13	1	2	0	0	39
Rob Chubb, C	3-8	0-0	0-0	9	4	6	1	3	0	0	28
Frankie Sullivan, G	3-14	1-9	0-0	3	3	7	6	6	1	1	45
Brian Greene Jr., G	3-3	0-0	2-2	0	0	8	2	1	0	2	13
Asauhn Dixon-Tatum	2-3	0-0	0-0	3	1	4	0	1	0	0	17
Shaquille Johnson	1-2	0-0	2-2	0	4	2	0	4	2	0	12
Jordan Price	7-11	5-8	0-1	1	1	9	2	1	0	0	21
Josh Wallace	1-3	0-0	0-0	7	2	7	0	1	2	3	35
Shareif Adamu	0-1	0-0	0-0	0	0	0	0	0	0	0	4
Team	4										
Totals	28-62	11-27	5-7	37	18	72	21	19	3	8	250

FG%: 1st Half 14-22 .636, 2nd Half 9-25 .360, OT 5-15 .333, Game 28-62 .452;
3FG%: 1st Half 5-10 .500, 2nd Half 3-8 .375, OT 3-9 .333, Game 11-27 .407;
FT%: 1st Half 4-5 .800, 2nd Half 0-0 .000, OT 1-2 .500, Game 5-7 .714;
Deadball Rebounds: 1.

SCORE BY PERIODS	1	2	OT	O2	F
Rhode Island (1-5)	32	26	8	12	78
Auburn (2-4)	37	21	8	6	72

OFFICIALS--Ted Valentine, Roger Ayers, Tim Gattis
TECHNICAL FOULS--None
ATTENDANCE--4,557

• Game 7 •
DePaul 80, Auburn 76
November 30, 2012
Auburn Arena • Auburn, Ala.

Frankie Sullivan scored 20 of his career-high 28 points in the first half while Rob Chubb added a season-high 17 points and 13 rebounds as Auburn fell 80-76 to DePaul in the SEC-Big East Challenge in Auburn Arena. Auburn battled back from a 6 point second half deficit, and Noel Johnson's second 3-pointer tied the game at 72 with 3:30 left. Sullivan's layup with a minute to go closed the Tigers to within 78-76. Auburn made a defensive stop on the next possession, setting the stage for a shot at a game winner. The Tigers couldn't get a good look and Noel Johnson lost the ball at the top of the key while the Blue Demons' Cleveland Melvin was fouled and converted two free throws for an 80-76 lead with 13.1 seconds remaining to seal the win. Melvin led DePaul with 21 points and 10 rebounds while Brandon Young added 19 points. Sullivan's third 3-pointer in as many tries gave Auburn a 22-18 lead with 12:37 remaining. He had previously left the game with a sprained left wrist following a hard foul, but returned with it taped and promptly connected on a pair of treys. A back-and-forth game continued with five ties and six lead changes in the first half, but the Tigers held a 46-42 lead at the break. DePaul opened the second half with a 7-0 run and then had a 9-0 run to take their largest lead at 58-52 with 13:26 on the clock. A 3-point play by Donnavan Kirk widened DePaul's advantage to 67-62 with nine minutes to go, but a pair of Noel Johnson treys tied it at 72 with 3:35 to go. There were a total of seven ties and nine lead changes on the night and the largest lead by either team was seven points by Auburn over a minute to go in the half.

DePaul	FG	3FG	FT	R	FT P	A	T	B	S	M	
Cleveland Melvin, F	6-10	0-0	9-13	10	2	21	2	5	1	2	34
Donnavan Kirk, F	2-3	1-2	2-3	3	4	7	1	1	1	0	25
Brandon Young, G	5-13	4-6	5-7	3	2	19	5	1	0	2	35
Durrell McDonald, G	2-5	1-2	0-2	2	3	5	1	4	1	1	23
Charles McKinney, G	3-8	0-0	0-2	5	3	6	3	0	1	3	25
Worrel Clahar	4-7	2-4	1-2	3	2	11	3	2	0	0	22
Derrell Robertson	2-4	0-0	0-0	3	4	4	0	0	0	0	15
Moses Morgan	2-4	1-3	2-5	1	1	7	3	0	0	2	21
Montray Clemons	0-0	0-0	0-0	0	0	0	0	0	0	0	0+
Team	2										
Totals	26-54	9-17	19-34	32	21	80	18	13	4	10	200

FG%: 1st Half 14-30 .467, 2nd Half 12-24 .500, Game 26-54 .481;
3FG%: 1st Half 6-10 .600, 2nd Half 3-7 .429, Game 9-17 .529;
FT%: 1st Half 8-16 .500, 2nd Half 11-18 .611, Game 19-34 .559;
Deadball Rebounds: 7.

Auburn	FG	3FG	FT	R	FT P	A	T	B	S	M	
Allen Payne, F	4-6	0-0	0-0	3	2	8	0	4	0	4	22
Noel Johnson, F	4-11	2-5	0-0	4	3	10	0	2	0	0	32
Rob Chubb, C	8-12	0-0	1-4	13	4	17	1	2	0	1	25
Jordan Price, G	1-7	0-3	0-1	1	2	2	3	1	0	0	23
Frankie Sullivan, G	9-17	4-7	6-6	4	3	28	5	4	0	2	38
Asauhn Dixon-Tatum	1-2	0-0	7-8	5	0	9	0	3	0	0	15
Shaquille Johnson	0-1	0-0	0-2	3	1	0	3	0	1	0	12
Josh Wallace	0-3	0-0	0-0	2	4	0	2	1	0	0	14
Brian Greene Jr.	1-5	0-1	0-0	0	4	2	0	0	0	0	14
Jordan Clanger	0-0	0-0	0-0	0	1	0	0	0	0	0	5
Team	8										
Totals	28-64	6-16	14-21	43	24	76	15	14	4	8	200

FG%: 1st Half 16-33 .485, 2nd Half 12-31 .387, Game 28-64 .438;
3FG%: 1st Half 4-10 .400, 2nd Half 2-6 .333, Game 6-16 .375;
FT%: 1st Half 10-14 .714, 2nd Half 4-7 .571, Game 14-21 .667;
Deadball Rebounds: 4.

SCORE BY PERIODS	1	2	F
DePaul (4-3)	42	38	80
Auburn (2-5)	46	30	76

OFFICIALS--Joe Lindsay, Roger Ayers, Ed Corbett
TECHNICAL FOULS--Brandon Young, DePaul (1:00, 1st)
ATTENDANCE--5,827



• Game 8 •

Auburn 92, Grambling State 42
December 11, 2012
Auburn Arena • Auburn, Ala.

Auburn scored 65 second half points as five players scored in double figures en route to a 92-42 win over Grambling State in Auburn Arena. Noel Johnson and Jordan Price each had 14 points and combined for 8-of-10 three-point shooting, Chris Denson added 13 points while Frankie Sullivan and Rob Chubb scored 10 apiece for the Tigers. Auburn's 65 second half points were the most since scoring 73 vs. Troy State on Dec. 9, 1993, in a 113-86 Tigers win. It was the Tigers' largest margin of victory since No. 4 Auburn defeated Stony Brook 100-45 on Jan. 2, 2000. Leading 27-15 after a sluggish first half following a 10-day layoff for final exams, Auburn scored 25 points in the first five minutes of the second half to take a 52-22 lead on a Shaquille Johnson slam dunk, one of six dunks by the Tigers. The Tigers led 87-42 with just over three minutes left when Barbee emptied the bench as all 14 Tigers played. Freshman walk-on Nick Pellar capped off the game with a 3-pointer with 40 seconds to play as the Auburn bench alone outscored Grambling 43-42. Auburn shot 67.6 percent from the field and 9-of-14 (.643) in the second half alone as the Tigers had assists on 20 of their 25 baskets. Auburn used a 12-3 run to take a 13-6 lead with 10:55 left that was started by an Allen Payne dunk to give the Tigers the lead for good at 5-3 five minutes into the game. Auburn held Grambling's leading scorer, Terry Rose, who came in averaging 16.5 points per game, to only eight points on 3-of-12 shooting.

Grambling State	FG	3FG	FT	R	F	T P	A	T	B	S	M
Peter Roberson, C	1-6	0-0	0-0	10	4	2	1	4	2	1	24
Derron Hobbs, G	3-11	1-5	4-4	0	2	11	2	2	0	2	33
David Copeland, G	1-3	0-0	0-0	4	2	3	2	0	0	0	22
Terry Rose, G	3-12	1-6	1-2	0	1	8	0	2	0	0	24
Roman Higgins, G	2-7	0-2	1-2	2	2	5	0	1	0	0	26
Eric Garcia	2-6	2-5	0-0	1	1	6	0	4	0	1	26
Carl Cobbins	0-0	0-0	0-0	0	0	0	0	0	0	0	1
Brandon Dorsett	0-0	0-0	0-0	1	0	0	0	2	0	0	6
Brauhn'ye' Turner	0-0	0-0	0-0	0	0	0	0	1	0	0	2
Demetri Wheeler	2-3	0-0	0-0	8	2	4	2	3	0	1	19
Steven Dandridge	2-3	0-0	0-0	1	2	4	0	3	1	0	17
Team	1										
Totals	16-51	4-18	6-8	28	16	42	8	24	3	5	200

FG%: 1st Half 6-22 .273, 2nd Half 10-29 .345, Game 16-51 .314;

3FG%: 1st Half 2-8 .250, 2nd Half 2-10 .200, Game 4-18 .222;

FT%: 1st Half 1-2 .500, 2nd Half 5-6 .833, Game 6-8 .750;

Deadball Rebounds: 2.

Auburn	FG	3FG	FT	R	F	T P	A	T	B	S	M
Allen Payne, F	4-7	0-3	1-2	7	0	9	2	0	0	1	18
Rob Chubb, C	3-6	0-0	4-4	3	3	10	0	3	1	0	20
Chris Denson, G	5-6	0-1	3-6	0	0	13	1	1	0	0	20
Shaq Johnson, G	3-7	1-4	0-0	4	0	7	0	2	0	1	17
Frankie Sullivan, G	4-8	1-3	1-2	4	3	10	5	2	0	3	23
Asauhn Dixon-Tatum	2-4	0-0	0-0	4	3	4	0	0	3	0	21
Dylan Spencer	0-1	0-1	0-0	1	0	0	0	0	0	0	3
Jordan Price	5-6	4-4	0-0	2	1	14	3	1	0	2	17
Josh Wallace	1-3	0-0	0-0	2	1	2	6	0	1	3	17
Nick Pellar	1-2	1-1	0-0	1	0	3	0	0	0	0	3
C.J. Holmes	0-0	0-0	0-0	0	0	0	0	0	0	0	3
Brian Greene Jr.	0-3	0-1	0-0	1	0	5	2	0	2	1	14
Jordan Granger	2-4	0-0	2-2	2	0	6	0	0	0	0	9
Noel Johnson	4-6	4-6	2-2	4	1	14	1	1	2	1	15
Team	4										
Totals	34-63	11-24	13-18	39	12	92	23	12	7	13	200

FG%: 1st Half 9-26 .346, 2nd Half 25-37 .676, Game 34-63 .540;

3FG%: 1st Half 2-10 .200, 2nd Half 9-14 .643, Game 11-24 .458;

FT%: 1st Half 7-11 .636, 2nd Half 6-7 .857, Game 13-18 .722;

Deadball Rebounds: 2.

SCORE BY PERIODS	1	2	F	
Grambling State (0-7)	15	27	--	42
Auburn (3-5)	27	65	--	92

OFFICIALS--Antinio Petty, Pat Adams, Glenn Tuitt
TECHNICAL FOULS--None
ATTENDANCE--4,314

• Game 9 •

Auburn 64, Furman 50
December 15, 2012
Auburn Arena • Auburn, Ala.

Chris Denson scored a season-high 17 points with a career-best six rebounds and Jordan Price added 14 points, making all four 3-point attempts, as Auburn defeated Furman 64-50 in Auburn Arena. After falling behind 7-2 early, Auburn scored nine straight points to take an 11-7 lead. The Tigers widened their lead to its largest of the first half on a tip-in by Sullivan at the halftime buzzer and held a 35-20 advantage at the break. Furman was unable to close Auburn's lead to single digits in the second half, getting as close as 44-33 with 12 minutes left. Price was a perfect 8-of-8 from 3-point range going an identical 5-of-6 from the field for 14 points in back-to-back games vs. Furman and Grambling. Sullivan, the SEC's leading scorer, added 11 points, five rebounds and a career-high seven assists. Asauhn Dixon-Tatum set a new career high with nine rebounds. Colin Reddick led Furman with 14 points while Kendrick Ferrara added 10. Auburn went 8-of-17 from 3-point range while the Tigers held the Paladins to only 30.8 percent shooting from the floor and 5-of-22 from behind the arc.

Furman	FG	3FG	FT	R	F	T P	A	T	B	S	M
Kendrick Ferrara, F	4-8	0-2	2-4	7	0	10	1	2	1	0	36
Colin Reddick, F	5-9	0-0	4-5	5	4	14	3	0	2	1	27
Charlie Reddick, G	1-7	0-4	4-4	4	2	6	1	0	0	0	25
Stephen Croone, G	1-8	0-2	1-2	3	0	3	2	2	0	0	31
Bobby Austin, G	3-7	3-6	0-0	3	3	9	1	2	0	0	35
David Brown	0-2	0-1	0-0	1	1	0	1	1	0	2	9
Larry Wideman	2-10	2-7	2-2	2	1	8	0	1	0	0	26
Kevin Chuisseau	0-1	0-0	0-0	2	3	0	0	1	1	1	11
Team	2										
Totals	16-52	5-22	13-17	29	14	50	9	8	4	4	200

FG%: 1st Half 6-29 .207, 2nd Half 10-23 .435, Game 16-52 .308;

3FG%: 1st Half 1-11 .091, 2nd Half 4-11 .364, Game 5-22 .227;

FT%: 1st Half 7-9 .778, 2nd Half 6-8 .750, Game 13-17 .765;

Deadball Rebounds: 3.

Auburn	FG	3FG	FT	R	F	T P	A	T	B	S	M
Allen Payne, F	2-3	1-1	0-0	0	4	5	0	3	0	2	19
Rob Chubb, C	2-8	0-0	0-0	8	4	4	0	2	1	0	21
Chris Denson, G	7-10	0-0	3-4	6	3	17	2	2	0	0	30
Shaq Johnson, G	1-4	1-1	1-2	3	1	4	2	0	2	0	26
Frankie Sullivan, G	4-11	1-6	2-2	5	2	11	7	3	0	0	30
Asauhn Dixon-Tatum	3-10	0-0	0-0	9	1	6	0	0	3	0	21
Jordan Price	5-6	4-4	0-0	1	2	14	0	0	0	0	18
Josh Wallace	0-1	0-0	0-0	0	0	4	1	0	1	0	16
Jordan Granger	0-0	0-0	0-0	0	0	0	0	0	0	0	3
Noel Johnson	1-5	1-5	0-0	5	2	3	0	1	0	0	16
Team	5										
Totals	25-58	8-17	6-8	42	19	64	15	12	6	3	200

FG%: 1st Half 13-33 .394, 2nd Half 12-25 .480, Game 25-58 .431;

3FG%: 1st Half 5-11 .455, 2nd Half 3-6 .500, Game 8-17 .471;

FT%: 1st Half 4-5 .800, 2nd Half 2-3 .667, Game 6-8 .750;

Deadball Rebounds: 1.

SCORE BY PERIODS	1	2	F	
Furman (3-6, 0-1)	20	30	--	50
Auburn (4-5)	35	29	--	64

OFFICIALS--Mike Nance, Ron Groover, Jeff Smith

TECHNICAL FOULS--None

ATTENDANCE--4,820

• Game 10 •

Auburn 81, Tennessee Tech 62
December 18, 2012
Auburn Arena • Auburn, Ala.

Chris Denson scored a season-high 20 points and had a highlight reel dunk, while Josh Wallace added a season-best 11 points with seven assists and three steals as Auburn defeated Tennessee Tech 81-62 in Auburn Arena for its third-straight victory. Jordan Price scored 12 points off the bench and made all 3 three-point attempts to extend his streak to 11-straight 3-pointers made to tie the SEC mark set by Vanderbilt's Kevin Anglin in 1992. The NCAA record for consecutive made 3-pointers is 15 by Northwestern's Todd Leslie in 1990. Price scored 12 straight points for Auburn in 2:35 as the Tigers used a 12-2 run to take an 18-6 lead with 12:33 remaining in the first half. Denson's highlight play came with 6:38 remaining in the first half. The 6-foot-2 junior guard took the feed from Allen Payne on the poster-worthy dunk that stretched Auburn's lead to 29-18. The dunk was ESPN SportsCenter's No. 1 Play of the Day. The Columbus, Ga., native followed up with an acrobatic spinning 360-degree layup for a 38-21 advantage at the break to cap a 12-3 run. Two free throws by Asauhn Dixon-Tatum gave Auburn a 20-point lead at 55-35 with 10:35 left in the game. Two free throws by Denson widened the Tiger lead out to its largest at 68-40 with less than seven minutes remaining as he capped a 13-0 run.

Tennessee Tech	FG	3FG	FT	R	F	T P	A	T	B	S	M
Terrell Barnes, F	0-2	0-0	0-0	5	4	0	0	2	0	0	19
Dennis Ogbe, F	6-9	0-1	2-4	7	2	14	0	0	0	0	25
Jer.Sammarrippas, G	1-7	0-2	0-0	2	4	2	6	3	0	3	27
Javon McKay, G	0-3	0-2	1-2	3	3	1	2	1	0	1	20
Jud Dillard, G	8-16	0-2	6-6	7	3	22	1	3	0	2	23
Matt Marseille	2-5	0-1	0-1	2	1	4	0	1	0	0	10
Deondre Haynes	1-5	0-1	2-3	0	2	4	0	1	0	2	14
Lanerryl Johnson	1-9	0-6	0-0	1	0	2	2	3	0	0	22
Mitchell Hill	0-0	0-0	0-0	0	0	0	0	0	1	1	4
Ammanuel Diressa	2-4	1-3	0-0	2	2	5	1	0	0	0	12
Ryon Riggins	0-1	0-0	0-0	0	2	0	1	1	1	0	5
Anthony Morse	4-6	0-0	0-1	7	3	8	1	2	3	2	19
Team	2										
Totals	25-67	1-18	11-17	38	26	62	14	17	4	11	200

FG%: 1st Half 9-32 .281, 2nd Half 16-35 .457, Game 25-67 .373;

3FG%: 1st Half 0-10 .000, 2nd Half 1-8 .125, Game 1-18 .056;

FT%: 1st Half 3-5 .600, 2nd Half 8-12 .667, Game 11-17 .647;

Deadball Rebounds: 3.

Auburn	FG	3FG	FT	R	F	T P	A	T	B	S	M
Allen Payne, F	2-3	1-2	0-0	6	2	5	4	1	0	1	24
Rob Chubb, C	3-7	0-0	1-2	6	1	7	0	0	1	1	23
Chris Denson, G	5-11	1-3	9-10	5	1	20	1	2	0	2	23
Shaq Johnson, G	3-7	1-4	2-3	2	2	9	1	3	1	2	19
Frankie Sullivan, G	0-5	0-3	5-6	2	3	5	4	3	1	0	22
Asauhn Dixon-Tatum	1-5	0-0	3-6	8	2	5	0	2	0	0	17
Dylan Spencer	0-0	0-0	0-0	1	0	0	0	0	0	0	1
Jordan Price	3-3	3-3	3-4	2	2	12	1	2	1	1	17
Josh Wallace	2-4	0-1	7-9	2	1	11	7	1	0	3	24
Nick Pellar	0-0	0-0	0-0	0	0	0	0	0	0	0	1
C.J. Holmes	0-0	0-0	0-0	0	0	0	0	0	0	0	1
Jordan Granger	2-3	0-0	0-0	3	2	4	0	2	1	1	10
Noel Johnson	1-3	1-2	0-0	2	0	3	0	1	0	1	12
Team	4										
Totals	22-51	7-18	30-40	42	18	81	18	17	5	12	200

FG%: 1st Half 11-29 .379, 2nd Half 11-22 .500, Game 22-51 .431;

3FG%: 1st Half 4-10 .400, 2nd Half 3-8 .375, Game 7-18 .389;

FT%: 1st Half 12-19 .632, 2nd Half 18-21 .857, Game 30-40 .750;

Deadball Rebounds: 4.

SCORE BY PERIODS	1	2	F	
Tennessee Tech (6-5)	21	41	--	62</



• Game 11 •
Winthrop 74, Auburn 67
December 22, 2012
Auburn Arena • Auburn, Ala.

Frankie Sullivan and Chris Denson combined for 40 points with Sullivan scoring 22 and Denson 18, but Auburn was upset by Winthrop 74-67 in Auburn Arena. Auburn trailed by 16 points at 59-43 with 9:54 to play, but the Tigers refused to go away. Following a Sullivan 3-pointer, the Tigers stole an inbound pass, and Sullivan, who went 12-of-12 from the foul line to go with six rebounds and five assists, sank two free throws to make it 70-65 with 50 seconds to go. The Uniontown, Ala., native has hit 17 straight free throws dating back to the Tennessee Tech win. After a Winthrop time out, Shaq Johnson forced a jump ball that resulted in an Auburn possession with 41.3 seconds remaining. Allen Payne scored on a put-back to make it 70-67 with 30 seconds remaining. Andre Smith made two free throws to seal the win. Winthrop made five straight shots as it took a 19-11 lead in the opening eight minutes. The Tigers used a 10-3 run to close the gap and tie it at 26 with 4:17 remaining. Auburn took its first lead since 2-0 on a 3-point play by Shaquille Johnson to make it 29-28 at 2:21. The game was tied 33-33 at the half. Back-to-back Christian Farmer treys jumpstarted a 20-4 Winthrop run as the Eagles enjoyed their largest lead at 59-43. Farmer sandwiched a free throw between another two of his 3-pointers to end the run. Auburn followed with eight straight points to get the deficit into single digits with 8:05 remaining. Joab Jerome had a team-high 16 points for Winthrop while Farmer scored 15 points off the bench.

Winthrop	FG	3FG	FT	R	F	TP	A	T	B	S	M.
James Bourne, F	2-2	0-0	1-2	7	3	5	0	2	0	0	21
Larry Brown, F	2-5	0-0	2-3	5	3	6	0	0	1	1	15
Gideon Gamble, G	5-11	2-8	1-2	2	2	13	5	5	0	0	32
Andre Smith, G	2-6	1-4	4-6	1	4	9	7	2	0	0	35
Joab Jerome, G	5-6	0-0	6-7	6	3	16	0	4	1	3	36
Reggie King	0-1	0-1	0-0	1	0	0	1	0	1	0	3
Shola Diop	0-0	0-0	0-0	1	3	0	0	1	0	0	6
Derrick Henry	3-7	0-3	4-4	1	2	10	0	4	0	0	25
Steve Johnson	0-2	0-1	0-0	3	0	0	1	0	0	0	14
Christian Farmer	5-9	4-8	1-1	1	1	15	0	0	0	0	13
Team				1							
Totals	24-49	7-25	19-25	29	21	74	13	19	2	4	200

FG%: 1st Half 12-26 .462, 2nd Half 12-23 .522, Game 24-49 .490;
 3FG%: 1st Half 2-12 .167, 2nd Half 5-13 .385, Game 7-25 .280;
 FT%: 1st Half 7-10 .700, 2nd Half 12-15 .800, Game 19-25 .760;
 Deadball Rebounds: 6.

Auburn	FG	3FG	FT	R	F	TP	A	T	B	S	M.
Allen Payne, F	3-9	0-4	0-0	5	3	6	2	1	0	0	29
Rob Chubb, C	4-6	0-0	0-0	5	4	8	0	5	2	0	27
Chris Denson, G	6-13	1-3	5-7	5	0	18	3	0	0	2	36
Shaq Johnson, G	2-4	0-2	1-1	1	2	5	1	1	0	2	19
Frankie Sullivan, G	4-17	2-11	12-12	6	2	22	5	3	0	2	33
Asaun Dixon-Tatum	3-4	0-0	0-1	4	3	6	0	1	0	0	13
Jordan Price	1-3	0-2	0-0	3	2	2	0	2	0	0	14
Josh Wallace	0-2	0-0	0-0	3	2	0	0	0	0	0	18
Jordan Granger	0-0	0-0	0-0	0	1	0	0	0	0	0	1
Noel Johnson	0-2	0-1	0-0	2	0	1	0	0	0	0	10
Team				2	1						
Totals	23-60	3-23	18-21	34	22	67	12	13	2	6	200

FG%: 1st Half 13-30 .433, 2nd Half 10-30 .333, Game 23-60 .383;
 3FG%: 1st Half 1-11 .091, 2nd Half 2-12 .167, Game 3-23 .130;
 FT%: 1st Half 6-9 .667, 2nd Half 12-12 1.000, Game 18-21 .857;
 Deadball Rebounds: 2.

SCORE BY PERIODS	1	2	F	
Winthrop (5-5)	33	41	--	74
Auburn (5-6)	33	34	--	67

OFFICIALS--Anthony Jordan, Steven Anderson, Nathan Quick
 TECHNICAL FOULS--AU Bench (1:57, 1st)
 ATTENDANCE--5,156

• Game 12 •
#12 Illinois 81, Auburn 79
December 29, 2012
United Center • Chicago, Ill.

Tracy Abrams scored a career-high 27 points to lead #12 Illinois to an 81-79 victory over Auburn in the United Center. Frankie Sullivan led the Tigers with 21 points on 5-of-12 3-pointers while Allen Payne notched his first career double-double with 10 points and 10 rebounds. Illinois opened with a 10-4 run in the second half for a 57-46 lead with 13:17 remaining as the Tigers missed seven of their first nine shots. A Noel Johnson 3-pointer and a Chris Denson fast break layup brought the Tigers to within 59-53 with 10:48 to play. A Sullivan corner 3 cut the Illini lead to 66-61 and then an Allen Payne conventional 3-point play brought the Tigers to within 68-64 with 5:36 to go. Another Sullivan long range 3 in front of Auburn's bench cut the lead to 68-67 with 4:29 remaining. Auburn had a chance to take the lead, but Sullivan missed a highly-contested shot in the lane while Asaun Dixon-Tatum was called for a foul on the other end with 3:47 left. Illinois outshot Auburn from the foul line, 27-of-40 to 10-of-16 while Abrams was 13-of-15 from the stripe. Both teams shot an identical 16-of-30 (.533) from the floor in the first half that saw 9 ties and 8 lead changes with Illinois holding a 47-42 edge. Illinois, which had a 14-2 edge in points off turnovers in the opening period, scored six straight points to take its largest first half lead at 45-39 with 2:55 left. Auburn held Wooden Award candidate Brandon Paul to 13 points on 3-of-12 shooting, including missing all five 3-point attempts. Paul came into the game ranked second in the Big Ten averaging 19.2 points per game. Both teams shot 48 percent from the floor while Auburn was a season-high 11-of-23 (.478) from 3 while Illinois went 4-of-15. The Tigers outrebounded the Illini 39-27 and had a 24-7 advantage in 2nd chance points. Auburn had 20 turnovers, 11 from guards Sullivan (5) and Denson (6), while Illinois only had 11. The Illini outscored the Tigers 19-6 in points off turnovers. Rob Chubb added 13 points and five rebounds for the Tigers. Freshman Jordan Price, who had tied an SEC record with 11 consecutive made 3-pointers, missed the game with a stress fracture in his foot.

Auburn	FG	3FG	FT	R	F	TP	A	T	B	S	M.
Allen Payne, F	4-8	0-2	2-3	10	4	10	1	0	0	1	27
Rob Chubb, C	5-7	0-0	3-4	5	3	13	0	4	0	1	23
Chris Denson, G	2-8	1-1	3-6	4	2	8	4	6	1	1	25
Shaq Johnson, G	2-3	1-2	0-0	3	5	3	1	1	0	0	19
Frankie Sullivan, G	8-17	5-12	0-0	3	4	21	4	5	0	2	35
Asaun Dixon-Tatum	2-3	0-1	1-2	2	4	5	2	0	1	2	17
Josh Wallace	3-6	1-1	1-1	3	2	8	4	1	1	1	23
Brian Greene Jr.	1-3	1-2	0-0	0	0	3	0	2	0	1	14
Noel Johnson	2-5	2-3	0-0	5	1	6	0	1	0	0	17
Team				4							
Totals	29-60	11-23	10-16	39	25	79	18	20	4	9	200

FG%: 1st Half 16-30 .533, 2nd Half 13-30 .433, Game 29-60 .483;
 3FG%: 1st Half 5-10 .500, 2nd Half 6-13 .462, Game 11-23 .478;
 FT%: 1st Half 5-9 .556, 2nd Half 5-7 .714, Game 10-16 .625;
 Deadball Rebounds: 1.

Illinois	FG	3FG	FT	R	F	TP	A	T	B	S	M.
Tyler Griffey, F	4-6	0-1	0-2	4	2	8	1	0	0	1	23
Nnanna Egwu, C	3-7	0-0	0-0	2	3	6	1	2	0	1	23
D.J. Richardson, G	2-7	1-4	3-5	5	3	8	2	1	0	2	23
Tracy Abrams, G	6-11	2-3	13-15	8	2	27	5	1	0	4	35
Brandon Paul, G	3-12	0-5	7-10	3	1	13	6	2	1	3	21
Sam McLaurin	2-2	0-0	2-4	3	4	6	1	0	1	1	25
Mike Latulip	0-0	0-0	0-0	0	0	0	0	0	0	0	1
Joseph Bertrand	3-3	1-1	0-0	3	0	7	0	1	0	1	21
Myke Henry	1-3	0-1	1-2	2	0	3	0	0	0	1	10
Devin Langford	1-1	0-0	1-2	0	0	3	1	0	1	0	8
Team				1							
Totals	25-52	4-15	27-40	31	15	81	14	11	5	11	200

FG%: 1st Half 16-30 .533, 2nd Half 9-22 .409, Game 25-52 .481;
 3FG%: 1st Half 3-10 .300, 2nd Half 1-5 .200, Game 4-15 .267;
 FT%: 1st Half 12-14 .857, 2nd Half 15-26 .577, Game 27-40 .675;
 Deadball Rebounds: 6.

SCORE BY PERIODS	1	2	F	
Auburn (5-7)	42	37	--	79
Illinois (13-1)	47	34	--	81

OFFICIALS--Terry Wymer, Lamont Simpson, Mike Sanzale
 TECHNICAL FOULS--None
 ATTENDANCE--18,136

• Game 13 •
Auburn 78, Florida State 72
January 2, 2013
Auburn Arena • Auburn, Ala.

Frankie Sullivan scored 24 points and Allen Payne had a career-high 17 points and seven rebounds to lead Auburn to a 78-72 upset over Florida State in Auburn Arena. A 14-2 run by the Seminoles gave them a 21-10 lead with 12 minutes left in the first half. Florida State hit eight of its first 10 field goal attempts to start the game and led by as much as 26-14 with 8:55 left. Sullivan's fast-break layup capped an 8-0 run as the Tigers closed to within 26-22. The Tigers closed the half with a 10-3 run that was punctuated by a Shaq Johnson dunk as time expired to cut the Auburn deficit to 36-35. A dunk and two foul shots by Chubb gave Auburn the lead for good at 42-40 with 18:05 left, marking the Tigers' first lead since 8-7. Auburn continued a 9-0 run to extend it to 47-40. Noel Johnson's second 3-pointer widened Auburn's lead to 62-51 with 7:27 to go. Two Josh Wallace free throws gave Auburn its largest lead of 71-59 with 1:22 to go but the Tigers made only 12-of-20 foul shots in the final two minutes to keep the Seminoles in it. Wallace had a career-best five steals to go with six points, six assists and five rebounds in his first start since Murray State on Nov. 15. Michael Snaer led the Seminoles with 18 points and 12 rebounds while Terry Whisnant added 16 points. The win comes after FSU defeated the Tigers 86-56 last season in Tallahassee. Rob Chubb had eight points and 10 rebounds. Sullivan had his streak of consecutive made free throws end at 21 with a miss late in the second half. Auburn forced 20 turnovers while Auburn had nine. Jordan Price missed the Illinois game and Denson was ruled out prior to the matchup with Florida State, both with stress fractures in their foot.

Florida State	FG	3FG	FT	R	F	TP	A	T	B	S	M.
Okaro White, F	3-7	0-2	2-2	7	5	8	0	1	1	0	23
Kiel Turpin, C	1-3	0-0	0-0	4	1	2	0	2	2	0	19
Montay Brandon, G	3-4	0-0	0-2	0	3	6	1	4	0	0	9
Michael Snaer, G	6-13	3-7	3-4	12	4	18	4	6	1	0	39
Terry Whisnant, G	6-13	4-8	0-0	4	3	16	0	0	0	2	22
Devon Bookert	3-8	2-7	0-0	0	3	8	6	2	0	0	31
Terrance Shannon	3-5	0-0	1-1	6	4	7	2	2	1	0	18
Robert Gilchrist	0-0	0-0	0-4	0	0	0	0	0	0	0	9
Boris Bojanovsky	0-0	0-0	0-1	2	0	1	0	0	0	0	8
Aaron Thomas	2-2	0-0	1-2	3	1	5	1	2	0	2	12
Ian Miller	1-3	0-2	0-0	2	1	2	1	1	0	1	10
Team				1							
Totals	28-58	9-26	7-15	40	27	72	16	20	5	5	200

FG%: 1st Half 13-25 .520, 2nd Half 15-33 .455, Game 28-58 .483;
 3FG%: 1st Half 7-13 .538, 2nd Half 2-13 .154, Game 9-26 .346;
 FT%: 1st Half 3-11 .273, 2nd Half 4-4 1.000, Game 7-15 .467;
 Deadball Rebounds: 6.

Auburn	FG	3FG	FT	R	F	TP	A	T	B	S	M.
Allen Payne, F	4-8	0-0	9-13	7	3	17	3	3	0	1	33
Rob Chubb, C	3-5	0-0	2-4	10	4	8	0	1	0	1	22
Shaq Johnson, G	3-12	1-5	1-2	2	2	8	1	1	0	1	26
Josh Wallace, G	0-4	0-0	6-8	5	0	6	6	1	0	5	34
Frankie Sullivan, G	6-15	3-7	9-11	4	4	24	0	1	0	1	30
Asaun Dixon-Tatum	2-3	0-0	0-1	8	3	4	0	1	1	1	17
Jordan Granger	0-0	0-0	0-0	0	0	0	0	0	0	0	2
Noel Johnson	3-10	2-6	1-2	3	0	9	0	1	1	0	23
Team				2							
Totals	22-63	6-20	28-41	42	17	78	10	9	2	11	200

FG%: 1st Half 13-38 .342, 2nd Half 9-25 .360, Game 22-63 .349;
 3FG%: 1st Half 3-11 .273, 2nd Half 3-9 .333, Game 6-20 .300;
 FT%: 1st Half 6-8 .750, 2nd Half 22-33 .667, Game 28-41 .683;
 Deadball Rebounds: 4.

SCORE BY PERIODS	1	2	F	
Florida State (8-5)	36	36	--	72
Auburn (6-7)	35	43	--	78

OFFICIALS--Tony Greene, Mike Nance, Pat Adams
 TECHNICAL FOULS--None
 ATTENDANCE--6,496



• Game 14 •
Auburn 68, LSU 63
 January 9, 2013

Auburn Arena • Auburn, Ala.

Allen Payne scored 15 points and Shaq Johnson added a career high 11 points and nine rebounds as Auburn defeated LSU 68-63 in Auburn Arena in the SEC opener for both teams. The win breaks a streak of five consecutive losses in league openers for Auburn. Payne scored the first seven points as the Tigers opened up a 7-0 lead just over two minutes into the game. A dunk by Asaahn Dixon-Tatum off a feed from Payne to give Auburn a 21-14 lead with 8:13 left in the half. Auburn went without a field goal for more than seven minutes as LSU turned a three-point deficit into a three-point lead thanks to a 12-2 run. The drought was finally ended on a Payne jumper with 1:04 remaining. Another Payne basket gave Auburn the lead, but Anthony Hickey put LSU ahead 28-27 at the half, closing a 17-6 run. Auburn used a 16-3 run to take a 51-40 lead with 8:16 remaining. Frankie Sullivan converted an acrobatic layup for a 60-48 lead with 3:48 to go. Sullivan, who finished with 10 points, hit a pair of free throws with 1:06 remaining for a 14-point advantage and Auburn's largest lead, 64-50. LSU's Charles Carmouche hit three 3-pointers in the final minute, including one at the buzzer but it was too little too late. After both teams struggled from the floor in the first half, Auburn bounced back to shoot 53.8 percent (14-of-26) from the floor after halftime. Auburn also held LSU to a season-low points. Carmouche led LSU with 15 points, while Hickey and Andre Stringer added 13 points apiece.

LSU	FG	3FG	FT	R	F	A	T	B	S	M	
Johnny O'Bryant,F	3-8	0-1	0-0	7	4	6	0	4	1	0	25
Andrew Del Piero,C	2-4	0-0	0-0	6	1	4	1	0	2	0	13
Charles Carmouche,G	5-16	4-11	1-3	6	3	15	7	3	0	1	32
Anthony Hickey,G	6-13	1-4	0-1	5	4	13	4	1	0	3	37
Andre Stringer,G	5-11	3-6	0-0	1	2	13	0	0	0	1	33
Jalen Courtney	1-2	0-0	1-2	2	1	3	0	1	0	0	11
Shavon Coleman	2-9	0-2	0-2	9	2	4	3	3	0	2	33
Shane Hammink	0-2	0-2	2-2	3	3	2	0	0	0	0	10
Malik Morgan	1-2	1-1	0-0	1	0	3	0	0	0	0	6
Team	0										
Totals	25-67	9-27	4-10	40	20	63	15	12	3	7	200

FG%: 1st Half 12-31 .387, 2nd Half 13-36 .361, Game 25-67 .373;
 3FG%: 1st Half 3-9 .333, 2nd Half 6-18 .333, Game 9-27 .333;
 FT%: 1st Half 1-4 .250, 2nd Half 3-6 .500, Game 4-10 .400;
 Deadball Rebounds: 2.

Auburn	FG	3FG	FT	R	F	A	T	B	S	M	
Allen Payne, F	7-12	1-3	0-0	4	2	15	4	1	0	0	29
Rob Chubb, C	3-5	0-0	2-6	8	1	8	1	0	0	1	27
Shaq Johnson, G	3-8	1-3	4-4	9	3	11	3	3	1	0	30
Josh Wallace, G	2-5	0-0	3-6	4	1	7	2	2	0	2	29
Frankie Sullivan,G	3-10	2-5	2-4	5	5	10	2	2	2	1	34
Asaahn Dixon-Tatum	3-5	0-0	0-0	3	0	6	1	0	1	0	14
Brian Greene Jr.	2-2	1-1	0-0	0	2	5	2	0	0	2	15
Noel Johnson	2-7	1-6	1-2	2	1	6	0	4	0	0	22
Team	3										
Totals	25-54	6-18	12-22	38	15	68	15	12	4	6	200

FG%: 1st Half 11-28 .393, 2nd Half 14-26 .538, Game 25-54 .463;
 3FG%: 1st Half 3-11 .273, 2nd Half 3-7 .423, Game 6-18 .300;
 FT%: 1st Half 2-4 .500, 2nd Half 10-18 .556, Game 12-22 .545;
 Deadball Rebounds: 7.

SCORE BY PERIODS

	1	2	F
LSU (9-3, 0-1)	28	35	--
Auburn (7-7, 1-0)	27	41	--

OFFICIALS--Antinio Petty, Lee Cassell, Tracy Woodson
 TECHNICAL FOULS--None
 ATTENDANCE--6,355

• Game 15 •
Auburn 74, South Carolina 71
 January 12, 2013

Colonial Life Arena • Columbia, S.C.

Auburn went to 2-0 in SEC play for the first time in 10 years behind Frankie Sullivan's 17 points and 5 assists, Rob Chubb's 16 points, 10 rebounds and 3 steals and Brian Greene Jr.'s career-high 14 points to win at South Carolina 74-71 in Colonial Life Arena. Greene Jr. made all 6 field goal attempts, including two 3-pointers. Trailing 39-38 at the half, Sullivan drained back-to-back 3-pointers to give Auburn a 46-42 lead and then made two foul shots after a Carolina turnover for an 8-0 run by himself. The Gamecocks answered with a 7-2 run to regain the lead at 49-48 with 12:47, and then a conventional 3-point play by Rob Chubb gave the Tigers a 55-52 lead with 10:52 left. Greene Jr.'s 3-pointer pulled Auburn ahead again 62-61 with 6:44 to go, and his 3-pointer from 26 feet gave the Tigers a 67-65 lead with 5 minutes remaining. Two Sullivan free throws put the Tigers ahead to stay at 73-71 with 2:41 to go. Chubb grabbed a huge offensive rebound and split a pair of foul shots for a 74-71 lead with 35 seconds. The Tigers defense held strong as the Gamecocks missed a pair of 3-pointers by Brian Richardson with 10 seconds left and by Bruce Ellington, who was double teamed and forced a 3-pointer that fell way short. After Carolina took the largest lead by either team at 20-14, Auburn scored 7 straight points to take a 21-20 lead on Noel Johnson's second 3-pointer with 9:42 left. Johnson followed with another trey for a 24-23 Auburn lead. Carolina had a 39-38 halftime lead as the Tigers won for the third consecutive time after trailing at halftime by one point each in wins over Florida State and LSU. The game featured 27 lead changes and 13 ties. Ellington scored a game-high 18 points, including 12 in the first half. Damien Leonard scored a career-high 17 points and nine rebounds on 5-of-8 three-point shooting. Auburn shot a season-high 58.5 percent from the floor and made 8-of-18 (.444) 3-pointers and 18-of-28 from the foul line. Auburn had only four second half turnovers after having 13 in the opening half. There were 47 fouls in the game. The Tigers have won nine of the last 12 games in Columbia and are 5-1 in Colonial Life Aren.

Auburn	FG	3FG	FT	R	F	A	T	B	S	M	
Allen Payne, F	4-7	0-1	0-2	3	4	8	1	3	0	2	34
Rob Chubb, C	4-5	0-0	8-9	10	2	16	0	6	1	3	31
Shaq Johnson, G	1-2	1-2	2-4	1	4	5	0	1	0	1	14
Josh Wallace, G	0-1	0-0	1-2	1	2	1	7	2	0	1	29
Frankie Sullivan,G	5-13	2-7	5-9	4	2	17	5	1	0	2	40-
Asaahn Dixon-Tatum	1-1	0-0	2-2	0	3	4	0	1	1	0	94
Brian Greene Jr.	6-6	2-2	0-0	1	14	1	1	1	0	2	28
Jordan Granger	0-0	0-0	0-0	0	0	0	0	0	0	0	6
Noel Johnson	3-6	3-6	0-0	5	9	0	0	0	0	0	9
Team	4										
Totals	24-41	8-18	18-28	24	23	74	14	17	3	9	200

FG%: 1st Half 12-20 .600, 2nd Half 12-21 .571, Game 24-41 .585;
 3FG%: 1st Half 4-10 .400, 2nd Half 4-8 .500, Game 8-18 .444;
 FT%: 1st Half 10-16 .625, 2nd Half 8-12 .667, Game 18-28 .643;
 Deadball Rebounds: 6.

South Carolina	FG	3FG	FT	R	F	A	T	B	S	M	
Mindaugas Kacinas,F	2-3	0-0	2-2	4	3	6	0	2	1	0	17
Lakeem Jackson,F	4-7	0-0	2-4	2	3	10	3	0	0	1	28
Brian Richardson,G	0-4	0-2	0-0	1	3	0	1	1	0	1	14
Eric Smith, G	3-6	2-4	2-4	0	1	10	2	3	0	0	31
Bruce Ellington,G	8-15	1-4	1-1	1	3	18	5	2	0	2	36
Brenton Williams	0-3	0-1	0-0	0	0	0	0	1	0	0	6
Laimon.Chatkevicius	0-0	0-0	0-0	0	0	0	1	0	0	0	2
Michael Carrera	1-5	0-0	4-4	7	5	6	4	2	0	2	24
Damien Leonard	6-9	5-8	0-1	9	2	17	2	1	0	0	33
RJ Slawson	2-5	0-1	0-0	5	4	4	1	1	0	0	9
Team	2										
Totals	26-57	8-20	11-16	31	24	71	20	15	3	4	200

FG%: 1st Half 15-31 .484, 2nd Half 11-26 .423, Game 26-57 .456;
 3FG%: 1st Half 4-10 .400, 2nd Half 4-10 .400, Game 8-20 .400;
 FT%: 1st Half 5-6 .833, 2nd Half 6-10 .600, Game 11-16 .688;
 Deadball Rebounds: 2.

SCORE BY PERIODS

	1	2	F
Auburn (8-7, 2-0)	38	36	--
South Carolina (10-5, 0-2)	39	32	--

OFFICIALS--Joe Lindsay, Ron Groover, Chuck Jones
 TECHNICAL FOULS--None
 ATTENDANCE--9,117

• Game 16 •
Arkansas 88, Auburn 80 (2ot)
 January 16, 2013

Bud Walton Arena • Fayetteville, Ark.

Frankie Sullivan scored 23 of his 26 points after halftime and had a career-high 9 rebounds but Auburn lost an 88-80 double overtime heartbreaker to Arkansas in Bud Walton Arena. Rob Chubb had his second straight double-double with 12 points and 11 rebounds. Allen Payne drained a 3-pointer with :05 left in regulation to send the game into overtime after Auburn hadn't scored since the 6:26 mark. The game was tied at 75 after the first OT as Sullivan's layup with :41 left tied it. BJ Young's 3 with :26.7 left gave the Hogs an 84-78 lead, sealing the win. A 7-0 run with a dunk and layup by Rob Chubb and a long 3 by Sullivan tied it at 39 three minutes after the half as the Tigers made their first six shots. Sullivan (14) and Chubb (8) combined for 22 of Auburn's first 27 points after the half as Auburn erased an 11-point first half deficit, pulling out to a 54-51 lead on Sullivan's fourth trey in the first nine minutes. The Tigers led 61-55 on a Wallace rebound and long pass to Chubb for a dunk with 8:20 to go. Auburn made 14 of its first 18 second half shots, including 6-of-8 from 3-point range. Marshawn Powell, who had a game-high 28 points and 11 rebounds, drained a corner 3 for a 66-64 Arkansas lead with 2:42 left and went up 67-64, capping an 8-0 run. After two missed free throws by Mardracus Wade with :25 left, Allen Payne sent the game into overtime with a huge 3 with :05 to play for the Tigers' first points since Sullivan's 3 with 6:26 left. Down 74-70 after a Powell layup with 1:40 left in overtime, Noel Johnson hit a corner 3 to bring Auburn to within 74-73 with 1:24 to go. Auburn had a big stop on defense and got the ball and called its last time out with :52.3 left, setting up Sullivan's layup with :41 left and a 75-74 Tigers lead. Wade split a pair of foul shots with 35 seconds left as the game went to a second OT tied at 75. Missing 5 of its first 7 shots of the game, Auburn hit 4 of its next 5 behind a pair of Shaq Johnson 3-pointers and two Asaahn Dixon-Tatum buckets as the Tigers took a 14-8 lead with 14:20 left. Arkansas answered with a 17-0 run to take the game's largest lead at 25-14 as Auburn went scoreless for six minutes. The Tigers answered with eight straight points to trail 28-25 with 3:38 left. The Razorbacks closed the half with a 6-2 run for a 34-27 halftime lead. Auburn was hurt by going 7-of-17 from the foul line for the game and finished with 19 turnovers to Arkansas' 20-of-33 free throws and eight turnovers.

Auburn	FG	3FG	FT	R	F	A	T	B	S	M	
Allen Payne, F	4-6	1-2	0-0	4	5	9	1	3	0	0	36
Rob Chubb, C	6-11	0-0	0-3	11	5	12	3	5	1	1	37
Shaq Johnson, G	2-6	2-4	0-0	3	6	2	2	0	0	2	22
Josh Wallace, G	2-5	0-0	2-2	5	1	6	9	2	0	1	47
Frankie Sullivan,G	9-20	5-11	3-7	9	4	26	1	4	1	1	48
Asaahn Dixon-Tatum	3-3	0-0	0-2	3	1	6	0	0	1	0	13
Brian Greene Jr.	2-4	0-1	2-3	1	2	6	2	1	0	0	15
Jordan Granger	0-0	0-0	0-0	0	0	0	0	0	0	0	0+
Noel Johnson	3-7	3-7	0-0	3	3	9	1	1	1	0	32
Team	0										
Totals	31-62	11-25	7-17	39	24	80	19	19	4	3	250

FG%: 1st Half 11-25 .440, 2nd Half 16-27 .593, OT 4-10 .400, Game 31-62 .500; 3FG%: 1st Half 2-9 .222, 2nd Half 8-12 .667, OT 1-4 .250, Game 11-25 .440; FT%: 1st Half 3-4 .750, 2nd Half 0-5 .000, OT 4-8 .500, Game 7-17 .412; Deadball Rebounds: 4.

Arkansas	FG	3FG	FT	R	F	A	T	B	S	M	
Hunter Mickelson,F	1-5	0-0	0-0	2	2	2	0	0	0	0	12
Marshawn Powell,F,11-20	2-4	4-6	11	12	2	3	1	3	4	4	44
Rickey Scott, G	1-2	0-1	0-0	1	0	2	1	0	0	0	10
BJ Young, G	8-16	2-6	4-7	6	12	5	4	0	0	4	47
Fred Gulley, G	1-3	1-3	1-2	3	3	4	1	0	0	0	31
Rashad Madden	0-2	0-1	1-2	0	0	1	1	0	0	0	10
Mardracus Wade	3-6	1-4	5-8	1	5	12	1	0	0	3	35
Coty Clarke	3-5	0-0	3-4	8	1	9	4	1	2	0	38
Kikko Haydar	2-5	2-5	2-4	1	1	8	2	0	0	1	17
Michael Qualls	0-2	0-0	0-0	1	1	0	1	0	0	1	6
Team	2										
Totals	30-66	8-24	20-33	36	15	88	18	3	8	250	

FG%: 1st Half 14-33 .424, 2nd Half 12-24 .500, OT 4-9 .444, Game 30-66 .455; 3FG%: 1st Half 3-11 .273, 2nd Half 3-9 .333, OT 2-4 .500, Game 8-24 .333; FT%: 1st Half 3-6 .500, 2nd Half 6-11 .545, OT 11-16 .688, Game 20-33 .606; Deadball Rebounds: 1.

SCORE BY PERIODS

	1	2	OT	OT2	F
uburn (8-8, 2-1)	27	40	8	5	--
Arkansas (11-5, 2-1)	34	33	8	13	--

OFFICIALS--Doug Shows, Mark Whitehead, Michael Roberts
 TECHNICAL FOULS--None
 ATTENDANCE--13,404 (estimated actual: 10,056)



• Game 17 •
Kentucky 75, Auburn 53
January 19, 2013
Auburn Arena • Auburn, Ala.

Kyle Wiltjer had 17 points and Nerlens Noel added 10 points, nine rebounds and seven blocks as Kentucky shot 67 percent from the floor in the second half to defeat Auburn 75-53 in sold out Auburn Arena. Rob Chubb scored 14 points with seven rebounds and Frankie Sullivan added 12 points to lead Auburn. With Auburn trailing 35-30 at halftime, the Kentucky opened the second half with a 7-2 run to take a 37-27 just three minutes in. A 9-2 Wildcat run widened the Auburn deficit to 55-39. Kentucky led by as much as 72-45 with 3:41 to play. The Wildcats shot 67 percent from the field in the second half and 55 percent overall, compared to just 35 percent shooting overall by the Tigers. Auburn was 0-of-15 from 3-point range and did not make a 3-pointer for the first time since March 1, 1997, against Ole Miss and just the third time in program history. Both teams struggled from the field early and Auburn led 6-4 just under nine minutes into the game as both teams were shooting a combined 5-of-30 (17 percent) from the floor. After connecting on two of its first 10 field goal attempts, Kentucky responded by knocking down five of its next nine from the floor to take a 16-11 lead over the Tigers with 7:01 left in the first half. Sullivan converted a circus shot for two with 48.6 left as the Tigers trailed 27-23. Guards Chris Denson and Jordan Price both returned from injury against Kentucky but both were scoreless as Denson played 13 minutes and Price six. Denson missed the previous four games, while Price had missed the last five contests.

Kentucky	FG	3FG	FT	R	F	T	A	T	B	S	M
Nerlens Noel, F	5-8	0-0	0-0	9	4	10	0	2	7	0	25
Alex Poythress, F	3-7	0-0	6-8	7	1	12	0	3	0	1	29
Archie Goodwin, G	5-7	0-2	2-4	7	4	12	1	2	0	3	35
Ryan Harrow, G	6-12	0-3	0-1	5	2	12	8	5	0	1	34
Julius Mays, G	2-5	2-4	0-1	3	0	6	3	0	0	0	34
Jon Hood	0-0	0-0	0-0	1	0	0	0	0	0	0	4
Jarrod Polson	3-3	0-0	0-0	3	2	6	0	1	1	0	10
Kyle Wiltjer	6-13	3-6	2-2	4	1	17	5	2	0	1	29
Team	4										
Totals	30-55	5-15	10-16	43	14	75	17	15	8	6	200

FG%: 1st Half 12-28 .429, 2nd Half 18-27 .667, Game 30-55 .545;
3FG%: 1st Half 1-10 .333, 2nd Half 4-5 .800, Game 5-15 .333;
FT%: 1st Half 3-6 .625, 2nd Half 5-8 .625, Game 10-16 .625;
Deadball Rebounds: 2.

Auburn	FG	3FG	FT	R	F	T	A	T	B	S	M
Noel Johnson, F	0-5	0-4	0-0	0	4	0	1	1	0	0	13
Rob Chubb, C	7-13	0-0	0-0	7	2	14	0	3	0	0	25
Josh Wallace, G	2-7	0-0	0-1	1	2	4	2	1	0	1	30
Frankie Sullivan, G	5-16	0-6	2-3	4	2	12	2	2	0	1	34
Asaahn Dixon-Tatum	4-4	0-0	2-2	3	1	10	0	0	1	1	15
Chris Denson	0-4	0-0	0-0	3	1	0	3	0	0	0	13
Shaquille Johnson	0-1	0-0	0-0	0	2	0	3	1	0	1	14
Jordan Price	0-2	0-1	0-0	0	0	0	1	0	0	0	6
Brian Greene Jr.	1-6	0-2	0-0	2	2	2	1	0	0	3	15
Team	6										
Totals	23-66	0-15	7-10	30	17	53	13	9	1	9	200

FG%: 1st Half 11-34 .324, 2nd Half 12-32 .375, Game 23-66 .348;
3FG%: 1st Half 0-11 .000, 2nd Half 0-4 .000, Game 0-15 .000;
FT%: 1st Half 3-6 .500, 2nd Half 4-4 1.000, Game 7-10 .700;
Deadball Rebounds: 2.

SCORE BY PERIODS

	1	2	F
Kentucky (12-5, 3-1)	30	45	--
Auburn (8-9, 2-2)	25	28	--

OFFICIALS--Anthony Jordan, Lee Cassell, Willi CJ Washington
TECHNICAL FOULS--None
ATTENDANCE--9,121 (c)

• Game 18 •
Vanderbilt 73, Auburn 61
January 23, 2013
Memorial Gymnasium • Nashville, Tenn.

Rob Chubb had 14 points and eight rebounds while Frankie Sullivan added 14 points and Brian Greene Jr. 11 points as Auburn lost to Vanderbilt 73-61 in Memorial Gymnasium. Both teams were 9-of-24 from 3-point range, but Vanderbilt made all of its treys while pulling out to a 16-point lead with 11 minutes to play. Auburn made its first five shots, including a pair of 3-pointers by Shaquille Johnson and Jordan Price, to take a 12-4 lead five minutes into the game. Vanderbilt answered with a 10-1 run to regain the lead at 14-13. The Commodores scored six straight points, but Josh Wallace and Brian Greene Jr. made back-to-back 3-pointers to tie it at 27-27 with 3:17 left. Vandy scored the final seven points of the half to take a 34-27 lead at intermission. Of Vanderbilt's first six second half field goals, four were 3-pointers as the Commodores took a 50-37 lead with 13:14 left after back-to-back treys from Sheldon Jeter and Kevin Bright. Vandy extended it to 52-37, capping a 13-3 run with a Rod Odom dunk. Auburn outshot Vanderbilt 22-of-53 (.415) to 20-of-49 (.408), but the Commodores went 24-of-30 from the foul line while the Tigers were 8-of-9. Vandy outrebounded Auburn 37-29 and had an 11-4 edge in second chance points. Kedren Johnson led a balanced Vanderbilt scoring attack with 15 points, seven rebounds and four assists while Kyle Fuller added 14 points, Bright 12 points on 4-of-7 three-pointers and Sheldon Jeter 10 points.

Auburn	FG	3FG	FT	R	F	T	A	T	B	S	M
Allen Payne, F	1-1	0-0	1-1	5	2	3	2	2	0	2	33
Rob Chubb, C	6-10	0-0	2-2	8	3	14	1	3	1	0	30
Shaq Johnson, G	2-6	1-3	0-0	5	3	5	4	1	1	1	27
Josh Wallace, G	1-5	1-2	2-2	0	4	5	2	2	0	0	32
Frankie Sullivan, G	5-12	2-7	2-2	4	4	14	1	2	1	1	28
Asaahn Dixon-Tatum	1-2	0-0	0-0	3	2	2	0	2	1	2	10
Chris Denson	0-4	0-3	1-2	1	3	1	1	2	0	0	18
Jordan Price	1-2	1-2	0-0	0	0	3	0	0	0	0	2
Brian Greene Jr.	4-6	3-4	0-0	0	2	11	1	0	0	0	8
Jordan Granger	0-1	0-0	0-0	1	0	0	1	0	0	0	2
Noel Johnson	1-4	1-3	0-0	0	2	3	1	0	0	1	10
Team	3										
Totals	22-53	9-24	8-9	29	26	61	13	15	4	7	200

FG%: 1st Half 11-22 .500, 2nd Half 11-31 .355, Game 22-53 .415;
3FG%: 1st Half 4-7 .571, 2nd Half 5-17 .294, Game 9-24 .375;
FT%: 1st Half 1-2 .500, 2nd Half 7-7 1.000, Game 8-9 .889;
Deadball Rebounds: 0.

Vanderbilt	FG	3FG	FT	R	F	T	A	T	B	S	M
Rod Odom, F	1-8	0-3	6-6	6	0	8	0	2	0	0	29
Sheldon Jeter, F	4-8	2-4	0-0	3	2	10	1	1	0	1	20
Shelby Moats, F	2-3	0-0	1-1	3	3	4	0	2	0	0	20
Kedren Johnson, G	3-9	1-3	8-10	7	1	15	4	2	1	1	33
Dai-Jon Parker, G	1-3	0-1	4-5	2	4	6	4	1	0	0	21
Kyle Fuller	3-7	2-6	6-7	5	0	14	3	0	0	0	26
Kevin Bright	4-7	4-7	0-0	3	2	12	1	1	1	1	33
Josh Henderson	2-4	0-0	1-1	4	2	4	1	3	0	1	18
Team	4										
Totals	20-49	9-24	24-30	37	14	73	14	13	2	4	200

FG%: 1st Half 10-28 .357, 2nd Half 10-21 .476, Game 20-49 .408;
3FG%: 1st Half 4-14 .286, 2nd Half 5-10 .500, Game 9-24 .375;
FT%: 1st Half 10-12 .833, 2nd Half 14-18 .778, Game 24-30 .800;
Deadball Rebounds: 1.

SCORE BY PERIODS

	1	2	F
Auburn (8-10, 2-3)	27	34	--
Vanderbilt (8-9, 2-3)	34	39	--

OFFICIALS--Doug Shows, Joe Lindsay, Michael Stephens
TECHNICAL FOULS--None
ATTENDANCE--9,996

• Game 19 •
Ole Miss 63, Auburn 61
January 26, 2013
Auburn Arena • Auburn, Ala.

Chris Denson scored a game-high 18 points off the bench and Marshall Henderson made two foul shots with 6.4 seconds left as Auburn lost a 63-61 heartbreaker to No. 23 Ole Miss in Auburn Arena. The Rebels went 11-of-24 from 3-point range. Frankie Sullivan made two free throws with 1:20 remaining, and the Tigers came up with a steal before Denson split two foul shots to tie game at 61 with a minute to go. Auburn got the ball back with :34.9 remaining after a defensive stop and took its final timeout. Blocked shots on both ends of the floor, the latter by Shaquille Johnson, set the stage for an Ole Miss inbound play under its own basket with 6.4 seconds remaining. Before the ball was inbounded, Shaquille Johnson was called for a foul on Henderson, who made two free throws 6.4 seconds left. Sullivan's heavily contested desperation 3-point attempt was short. Auburn scored the first nine points of the game, but Ole Miss scored nine straight points to tie it at 11 with 13:19 left with three straight Henderson treys. A Noel Johnson 3 capped another 9-0 run to give Auburn a 29-20 lead with 5:21 to go. Denson's putback of a Wallace layup gave Auburn its largest lead at 33-23 with 3:16 left. The Rebels closed the first half on an 8-0 run as Aaron Jones banked in a 3-pointer, his first of the season in two attempts, as time expired to cut the Tigers' lead to 33-31. Ole Miss took its first lead since 16-15 on a 3-pointer by LaDarius White for a 40-38 lead with 15:31 left, and a Henderson 3 made it 43-38 Ole Miss. Auburn's 11-4 run, capped by two foul shots and a layup by Denson made it 49-47 Tigers with 8:40 to go. White, who came in averaging 3.9 points, led the Rebels with 17 points on 3-of-4 3-pointers. Henderson, who came in leading the SEC with 19.4 ppg, added 15 points on 4-of-15 shooting from the floor.

Ole Miss	FG	3FG	FT	R	F	T	A	T	B	S	M
Reginald Buckner, F	1-3	0-0	0-0	4	4	2	1	1	2	1	23
Murphy Holloway, F	2-4	0-0	1-6	11	1	5	1	3	2	0	33
LaDarius White, G	7-10	3-4	0-2	5	3	17	2	0	0	0	31
Marshall Henderson, G	4-15	4-13	3-4	2	4	15	2	0	0	0	29
Jarvis Summers, G	6-13	2-2	0-4	3	1	14	3	2	0	0	34
Derrick Millinghaus	0-2	0-1	0-0	1	1	0	3	0	0	0	6
Cade Peep	0-0	0-0	0-0	1	0	0	0	0	0	0	0
Anthony Perez	0-2	0-1	0-0	1	0	0	1	0	0	0	2
Nick Williams	1-3	1-3	0-0	4	2	3	0	0	0	0	18
Terry Brutus	0-0	0-0	0-1	0	0	0	0	0	0	0	3
Aaron Jones	3-4	1-1	0-0	3	1	7	0	1	1	0	21
Team	2										
Totals	24-56	11-25	4-17	36	17	63	15	8	5	1	200

FG%: 1st Half 12-31 .387, 2nd Half 12-25 .480, Game 24-56 .429;
3FG%: 1st Half 7-16 .438, 2nd Half 4-9 .444, Game 11-25 .440;
FT%: 1st Half 0-4 .000, 2nd Half 4-13 .308, Game 4-17 .235;
Deadball Rebounds: 7.

Auburn	FG	3FG	FT	R	F	T	A	T	B	S	M
Allen Payne, F	3-8	0-3	0-0	1	4	6	1	0	0	0	27
Rob Chubb, C	0-3	0-0	1-2	10	3	1	3	0	4	0	32
Shaq Johnson, G	2-4	2-3	3-4	7	2	9	2	2	1	0	23
Josh Wallace, G	4-7	0-1	1-1	0	0	9	2	0	0	1	25
Frankie Sullivan, G	3-11	2-9	4-4	7	3	12	1	2	0	0	25
Asaahn Dixon-Tatum	0-2	0-0	0-0	1	0	0	0	0	0	0	8
Chris Denson	6-9	0-0	6-8	1	3	18	0	1	1	26	
Jordan Price	0-3	0-2	0-0	2	2	0	1	2	0	0	7
Brian Greene Jr.	1-3	1-1	0-0	1	3	0	0	0	0	1	14
Noel Johnson	1-5	1-5	0-0	4	2	3	0	0	0	0	13
Team	3										
Totals	20-54	6-23	15-19	37	21	61	10	6	6	3	200

FG%: 1st Half 13-30 .433, 2nd Half 7-24 .292, Game 20-54 .370;
3FG%: 1st Half 3-10 .300, 2nd Half 3-13 .231, Game 6-23 .261;
FT%: 1st Half 4-6 .667, 2nd Half 11-13 .846, Game 15-19 .789;
Deadball Rebounds: 4.

SCORE BY PERIODS

	1	2	F
Ole Miss (17-2, 6-0)	31	32	--
Auburn (8-11, 2-4)	33	28	--

OFFICIALS--Mike Nance, Brian Shey, Steven Anderson
TECHNICAL FOULS--None
ATTENDANCE--8,740



• Game 20 •
Georgia 57, Auburn 49
January 30, 2013

Stegeman Coliseum • Athens, Ga.

Kentavious Caldwell-Pope recorded game-highs of 20 points and 10 rebounds to lead Georgia to a 57-49 victory over Auburn in Stegeman Coliseum. The Tigers shot a season-low 28 percent from the floor, 4-of-20 from 3-point range and 15-of-27 from the foul line. Allen Payne and Frankie Sullivan led Auburn with 13 points each but went a combined 7-of-20 from the floor and 3-of-10 from 3. Chris Denson scored six of Auburn's first nine points and ended with 12 points in his first start since Dec. 29 vs. No. 12 Illinois. Auburn raced out to a 9-4 lead four minutes in, but Georgia used a 9-1 run to take a 16-13 lead with 8:52 left. After Payne hit his second 3-pointer for Auburn's final lead of the game at 20-18 with 4:05 to go, Georgia scored eight straight points to take a 26-20 lead, capped by a Sherrard Brantley 3 with 1:36 left in the half. Sullivan made 2-of-3 foul shots with :00.4 left as the Tigers trailed 26-22 at halftime. Auburn missed 12 straight shots in the second half but only trailed 34-31 with 11:14 left. Sullivan made 1-of-3 free throws to tie the game at 43 with 4:52 to play. Georgia scored five straight points for a 48-43 lead with 2:59 to go on a Charles Mann layup and Donte' Williams layup and free throw. The game was close the entire way with neither team leading by more than six points until Georgia pulled away with free throws in the final minute. Georgia shot 44.2 percent from the floor, 4-of-17 from 3-point range and 15-of-26 from the foul line.

Auburn	FG	3FG	FT	R	F	T	A	T	B	S	M
Allen Payne, F	3-8	2-4	5-6	4	4	13	0	3	0	2	26
Rob Chubb, C	2-7	0-0	1-2	6	4	5	2	4	1	1	30
Chris Denson, G	4-12	0-2	4-9	3	2	12	0	0	0	0	28
Shaq Johnson, G	0-2	0-1	0-0	4	3	0	0	0	0	1	13
Frankie Sullivan, G	4-12	1-6	4-8	2	2	13	4	3	0	2	35
Asaunh Dixon-Tatum	0-2	0-0	0-0	1	2	0	0	0	0	0	10
Jordan Price	2-7	1-6	0-0	4	2	5	0	0	0	0	36
Josh Wallace	0-1	0-0	0-0	2	2	0	1	1	0	0	16
Brian Greene Jr.	0-0	0-0	0-0	1	0	0	0	0	0	0	2
Jordan Granger	0-1	0-0	1-2	2	2	1	0	0	0	0	6
Noel Johnson	0-1	0-1	0-0	0	1	0	0	0	0	0	8
Team	5										
Totals	15-53	4-20	15-27	33	25	49	7	11	1	9	200

FG%: 1st Half 8-25 .320, 2nd Half 7-28 .250, Game 15-53 .283;
3FG%: 1st Half 3-12 .250, 2nd Half 1-8 .125, Game 4-20 .200;
FT%: 1st Half 3-8 .375, 2nd Half 12-19 .632, Game 15-27 .556;
Deadball Rebounds: 8.

Georgia	FG	3FG	FT	R	F	T	A	T	B	S	M
Donte' Williams, F	2-3	0-0	2-3	4	5	6	1	2	1	1	28
Brandon Morris, F	1-3	0-0	3-6	3	3	5	1	2	0	1	18
John Florveus, C	0-1	0-0	0-2	3	3	0	0	1	1	0	22
Kent Caldwell-Pope, G	7-11	2-5	4-4	10	3	20	0	3	0	1	31
Vincent Williams	1-3	0-2	2-2	3	1	4	0	1	0	0	12
Charles Mann	4-8	0-3	2-4	3	1	10	6	3	0	0	28
Tim Dixon	1-1	0-0	0-0	1	2	0	0	0	0	0	5
Kenny Gaines	1-2	1-2	0-0	2	2	3	0	0	1	0	9
Sherrard Brantley	1-7	1-4	1-2	4	1	4	1	0	0	1	22
John Cannon	0-1	0-0	0-0	1	1	0	0	1	0	0	4
Nemanja Djuricic	1-3	0-1	1-3	3	1	3	2	3	0	0	21
Team	1										
Totals	19-43	4-17	15-26	38	21	57	11	16	3	4	200

FG%: 1st Half 10-23 .435, 2nd Half 9-20 .450, Game 19-43 .442;
3FG%: 1st Half 4-12 .333, 2nd Half 0-5 .000, Game 4-17 .235;
FT%: 1st Half 2-5 .400, 2nd Half 13-21 .619, Game 15-26 .577;
Deadball Rebounds: 6.

SCORE BY PERIODS	1	2	F
Auburn (8-12, 2-5)	22	27	-- 49
Georgia (9-11, 3-4)	26	31	-- 57

OFFICIALS--Antinio Petty, Mike Nance, Roger Ayers
TECHNICAL FOULS--None
ATTENDANCE--4,767

• Game 21 •
#17 Missouri 91, Auburn 77
February 2, 2013
Mizzou Arena • Columbia, Mo.

Keion Bell scored a game-high 24 points as No. 17 Missouri defeated Auburn 91-77 in Mizzou Arena. Frankie Sullivan scored 12 points to lead 11 different players to score for Auburn. Chris Denson and Rob Chubb both scored 10 points. Auburn held SEC Preseason Player of the Year Phil Pressey to just four points, but the senior added 10 assists. Five Missouri players scored in double figures. Auburn made a season-high 32 free throws on 36 attempts and tied its percentage mark at 88.9 percent. Missouri had back-to-back Earnest Ross 3-pointers to take a 13-7 lead, and a steal and a dunk by Chris Denson closed the Tigers to 18-15 with 9:42 left in the half. Auburn cut the deficit to a point two more times in the half. A fast break dunk by Bell widened Missouri's lead to 34-24 with 5:07 left. A Brian Greene Jr. trey cut the lead to 41-35, but Bell scored in transition to give Mizzou a 45-35 lead at the break. Sullivan came up with a steal and a slam to cut it to 49-41, but Missouri responded with a 13-1 run to take a 62-42 lead with 13:43 left. Mizzou led by as much as 82-60 with six minutes to play. Missouri outshot Auburn 54.5 percent to 35.8 percent.

Auburn	FG	3FG	FT	R	F	T	A	T	B	S	M
Allen Payne, F	1-3	0-0	4-4	4	2	6	0	3	0	0	21
Rob Chubb, C	2-3	0-0	6-6	2	4	10	1	0	0	0	19
Chris Denson, G	3-8	1-2	3-6	3	2	10	1	1	0	2	25
Shaq Johnson, G	2-7	0-2	4-4	2	3	8	0	1	0	1	24
Frankie Sullivan, G	4-9	2-5	2-2	1	2	12	1	3	0	2	16
Asaunh Dixon-Tatum	2-5	0-0	4-4	3	5	8	1	0	1	0	21
Jordan Price	1-6	1-5	2-2	5	0	5	1	1	0	0	17
Josh Wallace	1-2	0-1	0-0	0	3	2	1	0	0	0	14
Brian Greene Jr.	2-5	2-3	3-4	2	3	9	3	2	0	0	24
Jordan Granger	0-2	0-1	4-4	4	2	4	0	1	0	0	14
Noel Johnson	1-3	1-3	0-0	0	3	0	0	0	0	0	5
Team	5										
Totals	19-53	7-22	32-36	31	26	77	9	12	1	5	200

FG%: 1st Half 9-28 .321, 2nd Half 10-25 .400, Game 19-53 .358;
3FG%: 1st Half 2-8 .250, 2nd Half 5-14 .357, Game 7-22 .318;
FT%: 1st Half 15-16 .938, 2nd Half 17-20 .850, Game 32-36 .889;
Deadball Rebounds: 4.

Missouri	FG	3FG	FT	R	F	T	A	T	B	S	M
Laurence Bowers, F	5-9	0-1	2-3	3	3	12	0	1	1	0	20
Alex Oriakhi, F	3-6	0-0	5-7	6	2	11	0	0	0	0	24
Phil Pressey, G	1-2	1-2	1-2	3	3	4	10	3	0	1	28
Keion Bell, G	9-13	0-1	6-8	5	2	24	2	2	1	3	34
Jabari Brown, G	2-8	0-5	7-7	4	2	11	2	1	0	1	29
Tony Criswell	2-3	0-0	0-0	3	4	4	0	0	0	0	14
Corey Haith	0-0	0-0	0-2	0	0	0	0	0	0	0	1
Negus Webster-Chan	0-0	0-0	0-0	0	2	0	0	0	0	0	6
Danny Feldmann	0-0	0-0	0-0	0	0	0	0	1	0	0	1
Earnest Ross	8-12	5-6	2-2	2	2	23	1	2	0	3	30
Stefan Jankovic	0-1	0-1	0-0	0	0	0	0	0	0	0	3
Ryan Rosburg	0-1	0-0	2-2	2	3	2	2	1	1	0	10
Team	5										
Totals	30-55	6-16	25-33	33	23	91	17	11	3	8	200

FG%: 1st Half 15-29 .517, 2nd Half 15-26 .577, Game 30-55 .545;
3FG%: 1st Half 3-7 .429, 2nd Half 3-9 .333, Game 6-16 .375;
FT%: 1st Half 12-15 .800, 2nd Half 13-18 .722, Game 25-33 .758;
Deadball Rebounds: 3.

SCORE BY PERIODS	1	2	F
Auburn (8-13, 2-6)	35	42	-- 77
Missouri (16-5, 5-3)	45	46	-- 91

OFFICIALS--Mike Nance, Tracy Woodson, John Heatly
TECHNICAL FOULS--Shaquille Johnson, AU & Earnest Ross, MO (12:55, 2nd)
ATTENDANCE--12,313

• Game 22 •
Auburn 49, Alabama 37
February 6, 2013
Auburn Arena • Auburn, Ala.

Josh Wallace and Allen Payne each scored 11 points and Auburn held Alabama to its fewest points in the 146-game series history in a 49-37 win in Auburn Arena. The Tigers turned a 13-point deficit into a 13-point lead. After hitting just three field goals in the first half, Auburn shot 57.1 percent in the second half as it outscored Alabama, 36-14. Trailing 23-13, Auburn opened the second half on a 20-3 run and held the Crimson Tide scoreless for 9:19. Josh Wallace gave the Tigers their first lead at 27-26 with a steal off an inbounds pass followed by a layup with 13:38 remaining. Alabama's 37 points were the fewest by an SEC opponent since Arkansas scored 37 on Jan. 11, 2003. With Heisman Trophy winner Cam Newton leading cheers in the student section, Auburn stretched its lead to 38-28 on a Chris Denson layup with 6:28 left. Wallace widened the lead to its largest on two free throws with 2:10 to go, 44-31. The Tigers missed their first nine shots as Alabama built a 9-0 lead. Auburn broke the scoreless drought on a Shaq Johnson layup seven minutes into the game. Auburn's second basket didn't come until the 8:59 mark when Jordan Price found Rob Chubb for an alley-oop layup. Two free throws by Payne closed the Tigers to 15-7 by 6:30 remaining before the break. Denson connected on a 3-pointer from the corner, then Frankie Sullivan hit two free throws to make it a 10-0 run for Auburn as it climbed to within 15-12 with under four minutes to play. The Crimson Tide closed with an 8-1 run to take a 23-13 halftime lead. Chubb totaled six points, seven rebounds and three blocks. Auburn had a 21-7 edge in points off turnovers. Rodney Cooper and Trevor Lacey both scored 11 points to lead Alabama.

Alabama	FG	3FG	FT	R	F	T	A	T	B	S	M
Moussa Gueye, C	0-0	0-0	0-0	6	4	0	0	2	0	0	12
Trevor Lacey, G	3-8	0-3	0-0	0	5	6	1	2	0	1	26
Trevor Releford, G	4-12	0-6	3-3	1	3	11	1	4	0	2	39
Levi Randolph, G	0-7	0-1	2-2	7	0	2	3	2	0	1	24
Rodney Cooper, G	4-10	2-5	1-2	7	4	11	1	3	0	0	35
Nick Jacobs	3-7	0-0	1-2	2	7	0	1	0	1	0	28
Andrew Steele	0-4	0-0	1-3	0	1	3	0	1	2	0	21
Devonta Pollard	0-1	0-0	0-0	4	1	0	0	0	0	0	14
Retin Obasohan	0-0	0-0	0-0	0	0	0	0	0	0	0	1
Team	2										
Totals	14-49	2-19	7-9	30	22	37	7	16	0	9	200

FG%: 1st Half 8-24 .333, 2nd Half 6-25 .240, Game 14-49 .286;
3FG%: 1st Half 1-7 .143, 2nd Half 1-12 .083, Game 2-19 .105;
FT%: 1st Half 6-7 .857, 2nd Half 1-2 .500, Game 7-9 .778;
Deadball Rebounds: 1.

Auburn	FG	3FG	FT	R	F	T	A	T	B	S	M
Allen Payne, F	4-5	0-1	3-3	6	1	11	1	1	0	2	30
Jordan Granger, F	0-2	0-0	0-0	2	0	0	0	0	0	0	7
Rob Chubb, C	2-5	0-0	2-4	7	0	6	1	3	3	0	26
Josh Wallace, G	3-5	0-0	5-6	2	3	11	2	0	0	1	29
Frankie Sullivan, G	1-13	0-3	5-6	4	2	7	2	4	0	2	32
Asaunh Dixon-Tatum	0-1	0-0	0-0	5	3	0	0	2	0	1	14
Chris Denson	3-7	1-1	2-4	2	0	9	0	1	1	1	28
Shaquille Johnson	1-2	0-0	0-0	0	2	0	0	0	0	0	5
Jordan Price	0-1	0-1	0-0	1	0	1	0	1	0	0	9
Brian Greene Jr.	0-0	0-0	0-0	0	0	0	0	0	0	0	1
Jordan Granger	0-2	0-1	4-4	4	2	4	0	1	0	0	14
Noel Johnson	1-3	1-3	0-0	3	1	3	0	1	0	0	19
Team	3										
Totals	15-44	2-9	17-23	35	10	49	7	14	4	7	200

FG%: 1st Half 3-23 .130, 2nd Half 12-21 .571, Game 15-44 .341;
3FG%: 1st Half 1-6 .167, 2nd Half 1-3 .333, Game 2-9 .222;
FT%: 1st Half 6-8 .750, 2nd Half 11-15 .733, Game 17-23 .739;
Deadball Rebounds: 6.

SCORE BY PERIODS	1	2	F
Alabama (14-8, 6-3)	23	14	-- 37
Auburn (9-13, 3-6)	13	36	-- 49

OFFICIALS--Antinio Petty, Michael Roberts, Roger Ayers
TECHNICAL FOULS--None
ATTENDANCE--7,502



• Game 23 •
 Kentucky 72, Auburn 62
 February 9, 2013
 Rupp Arena • Lexington, Ky.

Chris Denson scored 15 points, Noel Johnson 12 on four 3-pointers and Shaquille Johnson 10 points for Auburn in a 72-62 loss at Kentucky in Rupp Arena. Kyle Wiltjer had 14 points for the Wildcats while Nerlens Noel added 10 points, 12 rebounds and one block. Auburn got off to a quick start with a pair of 3-pointers by Allen Payne and Noel Johnson and a Rob Chubb layup gave the Tigers a 10-6 lead 3:30 into the game. Kentucky answered with an 11-2 run to take a 20-14 lead with 10:31 left. A pair of Noel Johnson treys sandwiched between a Chubb free throw regained the lead for Auburn at 21-20 with 9:13. The Wildcats came right back with seven straight to go up 27-21. Sullivan's second 3-pointer with 26 seconds left closed the Tigers to within 37-31 at the half with 6-of-9 shooting from 3-point range after going 0-of-15 from 3 in the Jan. 19 loss to Kentucky in Auburn. The Tigers closed to within 41-38 on a Denson layup, but the Wildcats scored six straight for a 47-38 edge with 13:13 to play. The Cats extended it to 54-42 on a Wiltjer 3 at 10:30. Kentucky increased its lead to as much as 66-50 with 4:07 left, but the Tigers closed to within 10 but not any closer. The two teams shot nearly identical from the field, Auburn 22-of-51 (.431) and Kentucky 20-of-46 (.435). The Tigers went 7-of-13 from 3-point range while the Wildcats were 6-of-21 (.286). Kentucky had the edge at the foul line 26-of-38 to 11-of-17. The Wildcats out-rebounded the Tigers 35-29.

Auburn	FG	3FG	FT	R	F	TP	A	T	B	S	M
Allen Payne, F	2-5	1-1	0-1	1	2	5	0	0	0	0	17
Jordan Granger, F	0-0	0-0	0-0	0	1	0	0	0	0	0	4
Rob Chubb, C	3-5	0-0	1-2	1	5	7	0	0	0	0	17
Josh Wallace, G	1-6	0-0	1-2	3	4	3	0	3	0	1	34
Frankie Sullivan, G	3-9	2-3	0-0	7	3	8	3	2	0	1	24
Asaunn Dixon-Tatum	0-1	0-0	2-2	2	5	2	0	2	2	1	16
Chris Denson	7-10	0-0	1-2	4	0	15	1	0	0	0	29
Shaquille Johnson	2-5	0-1	6-8	5	2	10	1	1	0	0	23
Jordan Price	0-2	0-1	0-0	1	3	0	0	0	0	0	8
Noel Johnson	4-8	4-7	0-0	3	4	12	0	1	0	0	28
Team	2										
Totals	22-51	7-13	11-17	29	29	62	9	9	2	3	200

FG%: 1st Half 11-29 .379, 2nd Half 11-22 .500, Game 22-51 .431;
 3FG%: 1st Half 6-9 .667, 2nd Half 1-4 .250, Game 7-13 .538;
 FT%: 1st Half 3-5 .600, 2nd Half 8-12 .667, Game 11-17 .647;
 Deadball Rebounds: 2.

Kentucky	FG	3FG	FT	R	F	TP	A	T	B	S	M
Nerlens Noel, F	1-2	0-0	8-13	12	2	10	1	2	1	1	32
Alex Poythress, F	3-5	0-1	2-2	2	4	8	2	2	0	1	27
Archie Goodwin, G	1-6	0-1	1-4	2	4	3	1	2	1	0	17
Ryan Harrow, G	3-6	1-3	5-6	1	3	12	1	0	2	0	26
Julius Mays, G	2-8	2-8	4-4	6	3	10	2	0	0	0	37
Jarrod Polson	1-3	1-2	0-0	3	1	3	2	1	0	1	20
Willie Cauley-Stein	5-5	0-0	2-5	4	3	12	1	0	0	0	19
Kyle Wiltjer	4-11	2-6	4-4	3	1	14	2	2	0	1	22
Team	2										
Totals	20-46	6-21	26-38	35	21	72	12	10	4	4	200

FG%: 1st Half 12-29 .414, 2nd Half 8-17 .471, Game 20-46 .435;
 3FG%: 1st Half 4-14 .286, 2nd Half 2-7 .286, Game 6-21 .286;
 FT%: 1st Half 9-14 .643, 2nd Half 17-24 .708, Game 26-38 .684;
 Deadball Rebounds: 7.

SCORE BY PERIODS	1	2	F	
Auburn (9-14, 3-7)	31	31	--	62
Kentucky (17-6, 8-2)	37	35	--	72

OFFICIALS--Tony Greene, Mark Whitehead, Steven Anderson
 TECHNICAL FOULS--Jordan Granger, AU (ejected) & Archie Goodwin, UK (1:12, 1st)
 ATTENDANCE--24,253 (c)

• Game 24 •
 Arkansas 83, Auburn 75
 February 13, 2013
 Auburn Arena • Auburn, Ala.

BJ Young scored 25 points and Marshawn Powell added 20 points and nine rebounds to lead Arkansas to an 83-75 victory over Auburn in Auburn Arena. Chris Denson scored 18 points with five assists to lead 10 Auburn scorers. Auburn took a 43-42 lead five minutes into the second half, but Arkansas used a 17-4 run fueled by 3-pointers on three consecutive possessions by Young, Powell and Mardracus Wade to take a 59-47 lead with 9:20 to go. The Tigers cut it to 61-56 on two free throws by Jordan Granger with seven minutes left. The Razorbacks widened their lead to 72-62 with 2:30 left. Shaq Johnson's 3-pointer cut the lead to 78-73 with 37.3 seconds left, but that is as close as Auburn would get. Arkansas went on an 11-4 run to take a 19-10 advantage with 12:30 remaining in the first half. The Razorbacks then went 6:38 without a field goal as Auburn moved to within 22-19 on a 9-2 run with 6:22 left. Noel Johnson sank a 3-pointer and Frankie Sullivan connected on two free throws as the Tigers tied the game at 24 with five minutes remaining. Josh Wallace tied the game again at 31 on a 3 with 2:25 to go, just his third trey of the season. Asaunn Dixon-Tatum followed up an Allen Payne miss with four seconds left to give Auburn a 35-33 halftime lead, the Tigers' first lead since it was 2-0. Arkansas had a 21-6 edge in points off turnovers as Auburn had 16 turnovers to Arkansas' 8. Sullivan finished with 11 points as Auburn's other double-digit scorer. Wade and Rickey Scott each scored 11 points for the Razorbacks.

Arkansas	FG	3FG	FT	R	F	TP	A	T	B	S	M
Coty Clarke, F	0-1	0-0	3-4	4	3	3	0	1	0	1	21
Marshawn Powell, F	7-11	2-2	4-6	9	4	20	3	0	2	1	23
Mardracus Wade, G	4-10	1-5	2-2	4	11	4	3	0	1	3	33
Rickey Scott, G	4-7	3-4	0-1	4	2	11	1	0	0	1	23
BJ Young, G	8-16	2-5	7-10	1	4	25	2	1	1	0	33
Rashad Madden	0-1	0-1	2-4	1	2	6	0	0	1	0	20
Anthlon Bell	0-1	0-1	0-0	1	0	0	0	0	0	0	2
Kikko Haydar	0-2	0-2	0-0	1	0	0	0	0	0	0	6
Hunter Mickelson	1-2	0-0	0-1	3	2	0	1	0	1	0	13
Jacorey Williams	2-4	1-1	0-0	0	5	0	0	0	0	0	7
Dee Wagner	0-0	0-0	0-0	0	0	0	0	1	0	0	3
Michael Qualls	1-3	0-0	2-2	3	2	4	0	1	0	0	16
Team	2										
Totals	27-58	9-21	20-29	31	24	83	16	8	3	5	200

FG%: 1st Half 11-29 .379, 2nd Half 16-29 .552, Game 27-58 .466;
 3FG%: 1st Half 4-12 .333, 2nd Half 5-9 .556, Game 9-21 .429;
 FT%: 1st Half 7-9 .778, 2nd Half 13-20 .650, Game 20-29 .690;
 Deadball Rebounds: 5.

Auburn	FG	3FG	FT	R	F	TP	A	T	B	S	M
Allen Payne, F	3-10	1-3	1-2	5	4	8	1	2	0	1	30
Jordan Granger, F	1-1	0-0	3-4	1	2	5	0	0	0	1	11
Rob Chubb, C	2-8	0-0	0-0	8	4	0	5	1	0	0	17
Chris Denson, G	6-9	1-1	5-8	2	3	18	5	2	0	0	28
Josh Wallace, G	2-5	1-1	2-2	3	5	7	2	0	0	0	27
Asaunn Dixon-Tatum	2-3	0-0	1-2	3	1	5	0	1	3	1	15
Shaquille Johnson	3-3	2-2	1-2	2	2	9	1	1	0	0	17
Jordan Price	0-4	0-2	5-6	3	0	5	1	0	1	0	12
Frankie Sullivan	3-7	0-2	5-6	4	1	11	1	5	0	0	31
Noel Johnson	1-3	1-2	0-0	2	2	3	1	0	0	1	12
Team	5										
Totals	23-53	6-13	23-32	38	24	75	12	16	5	4	200

FG%: 1st Half 11-26 .423, 2nd Half 12-27 .444, Game 23-53 .434;
 3FG%: 1st Half 2-6 .333, 2nd Half 4-7 .571, Game 6-13 .462;
 FT%: 1st Half 11-12 .917, 2nd Half 12-20 .600, Game 23-32 .719;
 Deadball Rebounds: 5.

SCORE BY PERIODS	1	2	F	
Arkansas (15-9, 6-5)	33	50	--	83
Auburn (9-15, 3-8)	35	40	--	75

OFFICIALS--Pat Adams, Jim Burr, Mike Kitts
 TECHNICAL FOULS--None
 ATTENDANCE--5,783

• Game 25 •
 #7 Florida 83, Auburn 52
 February 16, 2013
 Auburn Arena • Auburn, Ala.

Mike Rosario scored 22 points and Michael Frazier added 18 points off the bench as seventh-ranked Florida defeated Auburn 83-52 in Auburn Arena. Florida used a 9-1 run to take a 13-3 lead over the first five minutes of play as the Tigers missed six of its first seven field goal attempts. Another 6-1 run by the Gators was capped with a three-point play for Mike Rosario and Florida led 25-10 with 9:34 remaining. Frankie Sullivan found a cutting Jordan Price for a layup, but Auburn still trailed 28-14 with seven minutes left. Florida then used a 10-3 rally to widen the Tigers' deficit to 43-22 with less than three minutes remaining before halftime. The Gators closed the half on a 17-5 run to take a 47-22 halftime lead. Florida picked up the second half where it left off in the first as it shot 54 percent from 3-point range (8-of-15) after halftime. The Gators led by as many as 36 in the second half. The Tigers shot 35.2 percent (19-of-54) for the game. Florida finished the game shooting 57.4 percent (31-of-54), including 15-of-30 from 3-point range. Chris Denson scored 13 points to lead Auburn while Price added 12 points off the bench.

Florida	FG	3FG	FT	R	F	TP	A	T	B	S	M
Erik Murphy, F	4-6	3-4	0-0	6	1	11	3	1	1	1	28
Patric Young, C	1-3	0-0	0-0	3	1	2	0	1	1	1	24
Kenny Boynton, G	5-11	4-9	2-2	5	1	16	4	0	0	1	33
Mike Rosario, G	9-14	2-6	2-3	2	1	22	5	2	0	2	32
Scottie Wilbekin, G	3-7	0-3	0-0	4	0	6	10	3	0	3	28
Jacob Kurtz	0-0	0-0	0-0	1	0	0	0	0	0	0	3
Braxton Ogbueze	0-1	0-0	2-4	2	1	2	0	0	0	0	8
Dillon Graham	0-2	0-1	0-0	0	0	0	0	1	0	0	4
Michael Frazier	6-7	6-7	0-0	3	1	18	0	0	0	0	22
Casey Prather	3-3	0-0	0-1	2	4	6	2	1	1	0	14
DeVon Walker	0-0	0-0	0-0	0	1	0	1	0	0	0	4
Team	2										
Totals	31-54	15-30	6-10	30	11	83	25	9	3	9	200

FG%: 1st Half 18-30 .600, 2nd Half 13-24 .542, Game 31-54 .574;
 3FG%: 1st Half 7-15 .467, 2nd Half 8-15 .533, Game 15-30 .500;
 FT%: 1st Half 4-6 .667, 2nd Half 2-4 .500, Game 6-10 .600;
 Deadball Rebounds: 3.

Auburn	FG	3FG	FT	R	F	TP	A	T	B	S	M
Allen Payne, F	1-6	0-1	1-2	7	3	3	1	1	0	1	24
Rob Chubb, C	0-4	0-0	1-2	2	1	1	1	4	0	0	12
Chris Denson, G	5-8	0-0	3-4	1	1	13	1	0	1	0	25
Shaq Johnson, G	2-5	0-3	4-4	4	2	8	3	2	0	0	25
Josh Wallace, G	0-3	0-1	0-0	1	2	0	1	1	0	0	18
Asaunn Dixon-Tatum	0-2	0-0	0-0	3	0	0	0	0	2	0	13
Jordan Price	5-10	1-3	1-2	2	1	12	0	1	0	0	24
Frankie Sullivan	3-6	2-3	0-0	1	8	2	3	0	0	0	19
Brian Greene Jr.	1-4	0-2	0-0	1	1	2	0	0	0	0	13
Jordan Granger	1-3	0-0	0-0	2	1	2	0	1	0	1	15
Noel Johnson	1-3	1-3	0-0	1	3	0	0	0	0	1	12
Team	5										
Totals	19-54	4-16	10-14	30	15	52	9	14	2	4	200

FG%: 1st Half 8-23 .348, 2nd Half 11-31 .355, Game 19-54 .352;
 3FG%: 1st Half 3-8 .375, 2nd Half 1-8 .125, Game 4-16 .250;
 FT%: 1st Half 3-6 .500, 2nd Half 7-8 .875, Game 10-14 .714;
 Deadball Rebounds: 3.

SCORE BY PERIODS	1	2	F	
Florida (21-3, 11-1)	47	36	--	83
Auburn (9-16, 3-9)	22	30	--	52

OFFICIALS--Antonio Petty, Patrick Evans, Tim Gattis
 TECHNICAL FOULS--Coach Tony Barbee, AU (6:05, 2nd)
 ATTENDANCE--8,953



• Game 26 •
Texas A&M 65, Auburn 56
February 20, 2013
Auburn Arena • Auburn, Ala.

Elston Turner scored 21 points on 4-of-9 shooting from 3-point range as Texas A&M defeated Auburn 65-56 in Auburn Arena. Auburn led 42-41 with 12:19 remaining, but Turner's 7-0 solo run gave the Aggies the lead for good. The Tigers closed to within two on three different occasions in the final six minutes, but each time Texas A&M answered with a basket. The Aggies shot 55 percent after halftime as Auburn hit just 26.7 percent of its attempts. The Tigers shot 50 percent in the first half and finished the night shooting 37.5 percent from the floor and 5-of-23 from 3. The Tigers jumped out to a 12-0 lead in the first six minutes as Texas A&M missed its first 13 field goal attempts. The Aggies finally got on the board with a three-point play by Turner with 13:51 left. A 10-2 run by Texas A&M cut Auburn's lead to 17-15. Texas A&M took its first lead on a layup by Alex Caruso, but Rob Chubb answered with a jumper and a 24-23 Auburn advantage with 2:12 to go. After losing the lead for the first time, Auburn responded with a 6-0 run to lead 28-23. The Aggies then sandwiched a Frankie Sullivan 3-pointer with a pair of treys of their own and Auburn led 31-29 at the break. Texas A&M opened the second half on a 6-0 run to take a 35-31 lead with 17 minutes remaining. The back and forth game continued with Auburn engineering a 7-2 run for a 38-37 lead with 13:39 to go. Turner went on a solo 7-0 run as the Aggies moved back on top 48-42 with 10 minutes left in the game. Allen Payne closed the gap to two on a pair of free throws with 3:16 left, but Texas A&M responded with a 6-1 run to stretch the Tigers' deficit back to its largest at 61-54 with only 27 seconds remaining. Payne scored 11 points to lead Auburn. Sullivan added seven points and six assists. Caruso added 14 points, eight assists and three steals for the Aggies.

Texas A&M	FG	3FG	FT	R	F	T	P	A	T	B	S	M
Kourtney Roberson,F	2-5	0-0	2-3	10	0	6	0	2	0	0	26	
Ray Turner, F	2-7	0-0	1-2	6	3	5	0	3	0	1	18	
J'Mychal Reese,G	2-6	1-3	2-2	1	1	7	2	2	0	2	32	
Alex Caruso, G	6-11	0-3	2-4	4	3	14	8	1	1	3	37	
Elston Turner, G	6-12	4-9	5-5	1	22	1	0	1	0	1	34	
Andrew Young	3-4	0-0	0-0	1	0	6	1	0	0	0	13	
Blake McDonald	0-0	0-0	0-0	0	0	1	0	0	0	0	8	
Jordan Green	0-3	0-3	0-0	2	1	0	0	1	0	0	11	
Jarod Jahns	1-2	0-1	4-4	4	3	6	1	1	1	0	21	
Team	5											
Totals	22-50	5-19	16-20	34	13	65	13	11	2	7	200	

FG%: 1st Half 11-30 .367, 2nd Half 11-20 .550, Game 22-50 .440;
 3FG%: 1st Half 4-13 .308, 2nd Half 1-6 .167, Game 5-19 .263;
 FT%: 1st Half 3-6 .500, 2nd Half 13-14 .929, Game 16-20 .800;
 Deadball Rebounds: 2.

Auburn	FG	3FG	FT	R	F	T	P	A	T	B	S	M
Allen Payne, F	4-7	1-3	2-2	2	3	11	0	3	0	0	26	
Rob Chubb, C	3-8	0-0	3-4	3	2	9	1	0	3	0	27	
Shaq Johnson, G	3-8	1-3	0-2	6	3	7	1	0	0	0	25	
Josh Wallace, G	1-3	0-1	0-0	3	1	2	2	2	0	0	23	
Frankie Sullivan,G	2-9	1-8	2-2	3	2	7	6	3	0	0	28	
Asaunh Dixon-Tatum	1-3	0-0	0-0	4	2	2	0	0	1	0	15	
Chris Denson	4-7	0-1	1-2	1	3	9	1	1	0	1	23	
Jordan Price	3-6	2-5	1-2	1	2	9	0	0	0	0	15	
Brian Greene Jr.	0-5	0-2	0-0	0	1	0	0	0	0	1	6	
Jordan Granger	0-0	0-0	0-0	2	0	0	0	0	0	0	6	
Noel Johnson	0-0	0-0	0-0	2	0	0	0	1	0	0	6	
Team	5											
Totals	21-56	5-23	9-14	32	19	56	11	10	4	2	200	

FG%: 1st Half 13-26 .500, 2nd Half 8-30 .267, Game 21-56 .375;
 3FG%: 1st Half 3-10 .300, 2nd Half 2-13 .154, Game 5-23 .217;
 FT%: 1st Half 2-6 .333, 2nd Half 7-8 .875, Game 9-14 .643;
 Deadball Rebounds: 4.

SCORE BY PERIODS	1	2	F	
Texas A&M (16-10, 6-7)	29	36	--	65
Auburn (9-17, 3-10)	31	25	--	56

OFFICIALS--Joe Lindsay, Ted Valentine, James Barker
 TECHNICAL FOULS--None
 ATTENDANCE--5,322

• Game 27 •
Ole Miss 88, Auburn 55
February 23, 2013
C.M. "Tad" Smith Coliseum • Oxford, Miss.

Marshall Henderson came off the bench for the first time this season and scored 19 of his game-high 28 points in the first half with a school record-tying eight 3-pointers to lead Ole Miss to an 88-55 victory over Auburn in Tad Smith Coliseum. Shaquille Johnson scored a career-high 18 points to lead the Tigers. Henderson hit his first two 3-pointers to spark Ole Miss to a 15-6 lead just over five minutes into the game. The Tigers used a 6-1 run to get to within 16-12 after an Allen Payne steal and layin with 10:22 left. The Rebels scored 12 straight points to extend the lead to 28-15 on a Henderson's third trey at 6:14 and Henderson's fourth trey helped extend the lead to 35-18. Henderson's fifth trey of the half put Ole Miss up 44-25 as he finished with 19 first half points. The Rebels led 44-27 at the half. Ole Miss extended its lead to 60-36 just over 13 minutes to go and coasted from there. The lead grew to 68-38 with 9:40 left and then 84-52 on Henderson's school record tying eighth trey with 3:35 to go. Allen Payne added nine points, seven rebounds, two assists and two steals for the Tigers while Frankie Sullivan had nine points and three assists. Ole Miss outshot Auburn 54 percent to 39.3 percent from the floor and 13-of-25 (.520) to 3-of-18 (.167) from 3-point range. The Rebels were 21-of-26 from the foul line while the Tigers were 8-of-12 and outrebounded Auburn 38-22.

Auburn	FG	3FG	FT	R	F	T	P	A	T	B	S	M
Allen Payne, F	4-8	0-2	1-1	7	2	9	2	2	0	2	27	
A. Dixon-Tatum,C	0-3	0-0	0-0	1	3	0	0	0	0	0	27	
Shaq Johnson, G	7-11	0-3	4-6	4	18	2	0	0	1	33		
Josh Wallace, G	0-1	0-1	0-2	0	5	0	1	2	0	20		
Frankie Sullivan,G	4-9	1-3	0-0	1	0	9	3	3	0	0	30	
Chris Denson	0-1	0-0	0-0	0	0	0	0	0	0	0	3	
Jordan Price	0-5	0-3	2-2	2	1	2	2	1	0	1	16	
Brian Greene Jr.	3-7	2-4	0-0	1	2	8	0	1	0	1	17	
Jordan Granger	1-1	0-0	0-0	0	2	0	0	0	0	0	4	
Noel Johnson	0-4	0-2	0-0	0	3	0	0	1	0	0	13	
Rob Chubb	3-6	0-0	1-1	4	3	7	1	1	0	1	28	
Team	2											
Totals	22-56	3-18	8-12	22	20	55	11	11	0	8	200	

FG%: 1st Half 11-26 .423, 2nd Half 11-30 .367, Game 22-56 .393;
 3FG%: 1st Half 1-11 .091, 2nd Half 2-7 .286, Game 3-18 .167;
 FT%: 1st Half 4-7 .571, 2nd Half 4-5 .800, Game 8-12 .667;
 Deadball Rebounds: 3.

Ole Miss	FG	3FG	FT	R	F	T	P	A	T	B	S	M
Reginald Buckner,F	3-4	0-0	2-4	4	1	8	1	1	2	1	32	
Murphy Holloway,F	4-9	0-0	2-2	10	2	10	1	2	1	0	20	
LaDarius White,G	5-10	1-5	2-2	6	13	3	1	1	3	22		
Nick Williams, G	1-3	0-2	0-0	2	1	2	1	0	0	0	21	
Jarvis Summers,G	2-3	2-3	3-4	1	2	9	6	3	0	0	25	
Martavious Newby	0-1	0-0	1-2	1	0	1	0	1	0	1	9	
Derrick Millinghaus	3-5	2-2	6-6	3	24	2	0	0	0	15		
Cade Peepor	0-0	0-0	0-0	0	0	0	0	0	1	0	1	
Anthony Perez	0-1	0-1	0-0	2	2	0	0	3	0	1	12	
Marshall Henderson	8-13	8-12	4-4	3	18	2	1	0	2	26		
Will Norman	0-0	0-0	0-0	0	0	0	0	0	0	0	2	
Terry Brutus	1-1	0-0	1-2	6	0	3	2	1	0	1	15	
Team	0											
Totals	27-50	13-25	21-26	38	12	88	18	14	4	9	200	

FG%: 1st Half 12-24 .500, 2nd Half 15-26 .577, Game 27-50 .540;
 3FG%: 1st Half 7-14 .500, 2nd Half 6-11 .545, Game 13-25 .520;
 FT%: 1st Half 13-16 .813, 2nd Half 8-10 .800, Game 21-26 .808;
 Deadball Rebounds: 3.

SCORE BY PERIODS	1	2	F	
Auburn (9-18, 3-11)	27	28	--	55
Ole Miss (20-7, 9-5)	44	44	--	88

OFFICIALS--Karl Hess, Lee Cassell, John Heatly
 TECHNICAL FOULS--None
 ATTENDANCE--7,275

• Game 28 •
Alabama 61, Auburn 43
February 26, 2013
Coleman Coliseum • Tuscaloosa, Ala.

Trevor Releford scored a game-high 21 points on 4-of-9 three-pointers and Nick Jacobs added 10 points and 10 rebounds to lead Alabama to a 61-43 victory over Auburn in Coleman Coliseum. Rob Chubb scored 13 points to lead the Tigers. Alabama bridged both halves with a 17-6 run to take a 32-19 lead with 16:35 remaining, and the Crimson Tide extended it to 48-27 on Releford's fourth trey of the game with 10:50 left. Chubb scored the game's first basket and then Alabama reeled off nine straight points to take a 9-2 lead four minutes into the game. The Tigers answered with a 9-2 run to cut the lead to 15-13 with 6:20 left. Auburn held Alabama scoreless for 7:29 to stay in the game before Releford's 3-pointer with 2:37 left in the half. The Tide scored six straight points and led 23-16 at the half as Chubb scored nine points on 4-of-6 field goals while the rest of the Tigers combined for seven points on 2-of-22 shots from the floor. Alabama outshot Auburn 39.3 percent to 30.0 percent from the floor. The Crimson Tide was 5-of-24 (.208) from 3-point range while the Tigers were 2-of-15 (.133). Alabama outrebounded Auburn 41-31. Chubb was 6-of-11 from the floor while the rest of the Tigers were 9-of-39 (.231).

Auburn	FG	3FG	FT	R	F	T	P	A	T	B	S	M
Allen Payne, F	1-5	0-1	0-0	6	3	2	4	2	0	1	24	
Rob Chubb, C	6-11	0-0	1-1	4	1	13	1	0	2	0	26	
Shaq Johnson, G	2-5	0-2	2-3	1	2	6	1	3	0	0	26	
Josh Wallace, G	0-2	0-0	0-0	1	3	0	0	0	0	0	18	
Frankie Sullivan,G	1-9	1-7	3-4	5	2	6	1	3	0	2	27	
Asaunh Dixon-Tatum	1-2	0-0	3-4	2	1	5	0	0	3	1	12	
Chris Denson	0-5	0-0	2-2	4	0	2	1	2	0	2	26	
Jordan Price	1-3	0-1	0-0	3	2	0	2	3	0	0	11	
Brian Greene Jr.	1-3	1-1	0-0	0	1	3	2	0	0	0	14	
Jordan Granger	0-0	0-0	0-0	1	0	0	0	1	0	0	4	
Noel Johnson	2-5	0-3	0-0	2	3	4	1	1	0	0	12	
Team	7											
Totals	15-50	2-15	11-14	31	19	43	11	15	5	6	200	

FG%: 1st Half 6-28 .214, 2nd Half 9-22 .409, Game 15-50 .300;
 3FG%: 1st Half 1-10 .100, 2nd Half 1-5 .200, Game 2-15 .133;
 FT%: 1st Half 3-3 1.000, 2nd Half 8-11 .727, Game 11-14 .786;
 Deadball Rebounds: 1.

Alabama	FG	3FG	FT	R	F	T	P	A	T	B	S	M
Moussa Gueye, C	0-0	0-0	0-0	3	2	0	1	0	0	0	14	
Trevor Lacey, G	3-11	1-7	5-6	3	3	12	2	0	1	3	25	
Trevor Releford,G	7-13	4-9	3-4	3	0	21	2	2	0	2	32	
Levi Randolph, G	3-7	0-3	0-0	4	1	6	2	1	0	0	28	
Rodney Cooper, G	1-5	0-0	0-1	6	2	2	1	1	0	1	27	
Julian Goode	0-0	0-0	0-0	1	0	0	0	0	0	0	1	
Nick Jacobs	5-7	0-0	0-0	10	4	10	0	1	2	1	25	
Andrew Steele	0-1	0-1	0-0	1	1	0	2	1	0	0	11	
Devonta Pollard	0-3	0-0	0-0	2	1	0	1	1	1	0	13	
Keon Blackledge	0-1	0-1	0-0	0	0	0	0	0	0	0	1	
Retin Obasohan	3-8	0-3	4-5	4	10	2	1	0	1	1	21	
Isiah Wilson	0-0	0-0	0-0	0	0	0	0	0	0	0	1	
Dakota Slaughter	0-0	0-0	0-0	0	0	0	0	0	0	0	1	
Team	3											
Totals	22-56	5-24	12-16	41	16	61	13	11	4	8	200	

FG%: 1st Half 9-28 .321, 2nd Half 13-28 .464, Game 22-56 .393;
 3FG%: 1st Half 2-12 .167, 2nd Half 3-12 .250, Game 5-24 .208;
 FT%: 1st Half 3-5 .600, 2nd Half 9-11 .818, Game 12-16 .750;
 Deadball



• Game 29 •

Vanderbilt 62, Auburn 55
March 2, 2013
Auburn Arena • Auburn, Ala.

Kedren Johnson scored 16 points to lead Vanderbilt to a 62-55 victory over Auburn in Auburn Arena. Chris Denson led the Tigers with 16 points. Auburn shot 35.7 percent from the field, including 25.9 percent in the first half. Vanderbilt used a 20-1 run over both halves as Auburn went 13:34 without a basket to take a 31-17 lead with 16:39 remaining. Auburn used a 14-4 run to close to within 35-31 with 11:55 left and got it to four two other times but never could get closer. The Commodores, who ranked last in the SEC in free throw percentage at 62.3 percent, hit 11-of-13 free throws in the final 3:47 to keep the Tigers at bay. Auburn got off to a quick start and led 12-5 almost eight minutes into the game and had a 16-11 edge with 9:52 left, but that is when the long scoring drought began. Vanderbilt took its first lead at 17-16 and took the lead for good at 20-17 on a Kevin Bright 3-pointer. Vanderbilt closed the half on a 15-1 run over the last 9:52 to take a 26-17 halftime lead. The Commodores only shot 32.7 percent from the floor, but were 10-of-26 (.385) from 3-point range.

Vanderbilt	FG	3FG	FT	R	F TP	A	T	B	S	M	
Rod Odum, F	3-11	1-6	0-0	7	4	7	0	2	2	1	33
Josh Henderson, F	3-4	0-1	5-7	4	3	11	0	2	0	1	32
Kedren Johnson, G	2-11	2-4	10-15	5	2	16	8	1	0	0	35
Kevin Bright, G	4-5	4-5	2-6	8	3	14	0	2	0	0	33
Dai-Jon Parker, G	2-8	2-4	2-2	4	3	8	1	2	0	0	31
Kyle Fuller	1-5	0-2	1-1	2	2	3	2	0	0	0	17
Sheldon Jeter	0-3	0-2	0-0	2	1	0	0	0	0	0	11
Shelby Moats	1-2	1-2	0-0	3	2	3	1	0	0	0	8
Team	4										
Totals	16-49	10-26	20-31	39	20	62	12	9	2	2	200

FG%: 1st Half 8-24 .333, 2nd Half 8-25 .320, Game 16-49 .327;
3FG%: 1st Half 5-14 .357, 2nd Half 5-12 .417, Game 10-26 .385;
FT%: 1st Half 5-12 .417, 2nd Half 15-19 .789, Game 20-31 .645;
Deadball Rebounds: 6.

Auburn	FG	3FG	FT	R	F TP	A	T	B	S	M	
Allen Payne, F	2-6	0-2	2-4	6	3	6	1	2	0	1	27
Rob Chubb, C	2-8	0-0	1-1	6	4	5	1	1	3	1	28
Shaq Johnson, G	2-2	0-0	0-0	4	3	4	0	1	0	0	17
Josh Wallace, G	4-7	0-0	0-2	3	5	8	1	0	0	0	24
Frankie Sullivan, G	2-9	1-6	2-2	3	4	7	3	3	0	0	26
Asaahn Dixon-Tatum	1-3	0-0	0-1	3	0	2	0	0	2	0	11
Chris Denson	5-12	1-4	5-7	4	3	16	2	0	0	2	30
Jordan Price	2-6	1-3	2-2	2	3	7	2	0	0	0	16
Brian Greene Jr.	0-1	0-1	0-0	2	0	0	0	0	0	0	9
Noel Johnson	0-2	0-2	0-0	2	0	0	0	1	0	0	12
Team	3										
Totals	20-56	3-18	12-19	36	27	55	10	8	5	4	200

FG%: 1st Half 7-27 .259, 2nd Half 13-29 .448, Game 20-56 .357;
3FG%: 1st Half 1-9 .111, 2nd Half 2-9 .222, Game 3-18 .167;
FT%: 1st Half 2-4 .500, 2nd Half 10-15 .667, Game 12-19 .632;
Deadball Rebounds: 6.

SCORE BY PERIODS	1	2	F	
Vanderbilt (13-15, 7-9)	26	36	--	62
Auburn (9-20, 3-13)	17	38	--	55

OFFICIALS--Joe Lindsay, Pat Adams, Chuck Jones
TECHNICAL FOULS--Allen Payne, AU (7:52, 2nd)
ATTENDANCE--7,295

• Game 30 •

Tennessee 82, Auburn 75
March 6, 2013
Auburn Arena • Auburn, Ala.

Frankie Sullivan scored 24 points on Senior Night, including 17 in the second half, but Auburn fell to Tennessee 82-75 in Auburn Arena. Senior Josh Wallace added a season-high 14 points with four assists. With Auburn leading 60-59 with 9:31 left, Tennessee used a 14-2 run to take a 73-62 lead, capped by a Jordan McRae trey with less than five minutes left. Tennessee led by as much as 77-64 with 3:27 to go. Auburn drew to within 78-72 with 90 seconds to go on back-to-back 3s by Noel Johnson after Sullivan fouled out with 2:22 left. Noel Johnson hit his third trey in less than two minutes to make it 80-75 with six seconds left. Senior walk-on Dylan Spencer scored the first points for Auburn, sinking his first 3-point attempt for the first points of his career. Jordan Price's second 3-pointer of the night cut the UT lead to 19-15 at 10:46, and Sullivan sliced the deficit to 22-20 on his first 3. The Tigers took their first lead at 27-26, and Brian Greene, Jr. stretched Auburn's 8-0 run with a fast break layup and a 35-30 lead before Auburn held a 35-32 halftime lead. Tennessee used a 12-3 run to take a 50-47 lead with 14:13 to go. Sullivan went on a personal 8-2 run with back-to-back three-point plays to give the Tigers a 55-52 lead with 12:23 left. Auburn committed 16 turnovers as the Vols had 22 points off turnovers. Trae Golden and McRae each scored 21 points to lead the Volunteers. Jarnell Stokes added a double-double with 11 points and 12 rebounds. Auburn outshot Tennessee 50.9 percent to 42.9 percent but the Vols went 27-of-38 from the foul line to the Tigers' 10-of-12.

Tennessee	FG	3FG	FT	R	F TP	A	T	B	S	M	
Jarnell Stokes, F	5-10	0-0	1-10	12	1	11	0	0	0	1	24
Josh Richardson, G	2-5	1-1	4-4	3	3	9	3	0	0	2	27
Armani Moore, G	2-4	1-2	2-2	3	2	7	0	1	0	1	19
Trae Golden, G	6-12	2-5	7-7	2	2	21	6	1	0	0	36
Jordan McRae, G	5-16	2-6	9-11	7	3	21	3	3	2	0	38
Skyler McRae	1-6	1-6	2-2	0	1	5	0	3	0	2	28
Kenny Hall	3-3	0-0	2-2	5	3	8	0	0	0	1	24
Brandon Lopez	0-0	0-0	0-0	1	0	0	0	0	0	0	0+
Quinton Chievous	0-0	0-0	0-0	0	0	0	1	0	0	0	4
Team	1										
Totals	24-56	7-20	27-38	33	16	82	13	8	2	7	200

FG%: 1st Half 11-29 .379, 2nd Half 13-27 .481, Game 24-56 .429;
3FG%: 1st Half 4-10 .400, 2nd Half 3-10 .300, Game 7-20 .350;
FT%: 1st Half 6-14 .429, 2nd Half 21-24 .875, Game 27-38 .711;
Deadball Rebounds: 6.

Auburn	FG	3FG	FT	R	F TP	A	T	B	S	M	
Noel Johnson, F	3-8	3-8	0-0	2	2	9	2	1	0	1	27
Rob Chubb, C	3-5	0-0	0-0	7	3	6	1	0	2	0	25
Dylan Spencer, G	1-2	1-2	0-0	0	0	3	0	1	0	0	4
Josh Wallace, G	5-7	0-0	4-4	1	5	14	4	2	0	1	33
Frankie Sullivan, G	9-20	2-9	4-4	3	5	24	2	7	2	0	33
Asaahn Dixon-Tatum	2-2	0-0	1-2	3	2	5	0	1	2	0	16
Allen Payne	1-3	0-2	1-2	2	4	3	2	1	0	0	17
Shaquille Johnson	0-2	0-2	0-0	2	3	0	1	2	0	2	19
Jordan Price	3-3	3-3	0-0	4	3	9	1	1	0	1	18
Brian Greene Jr.	1-3	0-0	0-0	2	0	2	1	0	0	0	8
Team	4										
Totals	28-55	9-26	10-12	30	27	75	14	16	6	5	200

FG%: 1st Half 13-28 .464, 2nd Half 15-27 .556, Game 28-55 .309;
3FG%: 1st Half 4-13 .308, 2nd Half 5-13 .385, Game 9-26 .346;
FT%: 1st Half 5-6 .833, 2nd Half 5-6 .833, Game 10-12 .833;
Deadball Rebounds: 3.

SCORE BY PERIODS	1	2	F	
Tennessee (18-11, 10-7)	32	50	--	82
Auburn (9-21, 3-14)	35	40	--	75

OFFICIALS--Antinio Petty, Mike Kitts, Patrick Evans
TECHNICAL FOULS--None
ATTENDANCE--5,420

• Game 31 •

Mississippi State 74, Auburn 71 (ot)
March 9, 2013
Humphrey Coliseum • Starkville, Miss.

Chris Denson had career-highs of both 24 points and nine rebounds while Rob Chubb added a season-high 18 points with 7 boards as Auburn lost a 74-71 overtime heartbreaker in Humphrey Coliseum. Denson missed a runner from the right baseline for the win in regulation, and Frankie Sullivan's game-tying 3-point attempt in overtime missed with :06 remaining. Fred Thomas' 3-pointer gave the Bulldogs a 71-69 lead with 2:14 left in the extra period. Payne's layup tied it at 71 with an assist from Denson on the back door play with 53.9 seconds to go. Chubb fouled out with :34 left, and Craig Sword gave State the lead for good at 73-71 on a pair of foul shots. Denson's runner on the other end missed from the left baseline, and then Roquez Johnson split a pair of foul shots with :20 left for the final margin. After an Auburn time out with 11.8 seconds left, Sullivan's 3-point attempt missed with :06 to go to seal it for State. Allen Payne, who finished with 9 points and a season-high 8 rebounds, drilled a 3-pointer to open the scoring, but State scored nine straight points and had a 12-2 run to take a 12-5 lead on Colin Borchert's second trey in the early going. Shaquille Johnson's alley-oop slam and then a Chubb hook ended a 10-2 Auburn run as the Tigers regained the lead at 15-14 with 8:46 left. The Tigers extended their 17-4 run over seven minutes to lead 22-16 with 4:50 to go, but the Bulldogs ended the half on an 8-2 run to tie it at 24. Auburn opened the second half by scoring the first four points, but State answered with a 13-6 run to take a 37-34 lead four minutes in. The Tigers scored 5 points in a second span with Denson's conventional 3-point play, State throwing away the in-bounds pass and then Chubb's layup regained the lead for Auburn at 41-40 with 13:59 remaining. Sullivan's 3-pointer and Denson's circus and-one gave Auburn a 54-51 lead with 8:58 left. The game continued to go back and forth as it finished with 17 lead changes and 14 ties. Another Denson conventional 3-point play gave Auburn a 63-62 lead with 2:13 to play as he scored 14 of the Tigers' 19 points. Sullivan gave Auburn a 65-62 lead with :28 left, but Borchert drained a 25-foot 3-pointer to tie it at 65 with 17.5 seconds left. Denson's runner from the right baseline fell just short on the final possession of regulation. Borchert's double-double with 20 points and 13 rebounds led State.

Auburn	FG	3FG	FT	R	F TP	A	T	B	S	M	
Allen Payne, F	4-8	1-3	0-0	8	2	9	1	3	1	2	33
Rob Chubb, C	7-12	0-0	4-4	7	5	18	0	2	0	1	34
Jordan Price, G	1-4	0-2	0-0	2	3	2	1	0	0	0	19
Josh Wallace, G	1-4	0-0	0-0	3	3	2	2	2	0	1	37
Frankie Sullivan, G	4-14	2-8	2-3	3	12	4	3	0	2	30	
Asaahn Dixon-Tatum	0-3	0-0	0-0	4	2	0	1	2	1	11	
Chris Denson	9-18	0-1	6-8	9	2	24	3	1	0	2	35
Shaquille Johnson	2-3	0-1	0-0	2	4	0	0	0	0	0	9
Brian Greene Jr.	0-0	0-0	0-0	2	1	0	2	1	0	0	68
Noel Johnson	0-2	0-2	0-0	1	1	0	0	1	0	2	11
Team	1										
Totals	28-68	3-17	12-15	42	22	71	13	14	3	11	225

FG%: 1st Half 11-30 .367, 2nd Half 15-29 .517, OT 2-9 .222, Game 28-68 .412;
3FG%: 1st Half 1-9 .111, 2nd Half 2-6 .333, OT 0-2 .000, Game 3-17 .176;
FT%: 1st Half 1-2 .500, 2nd Half 9-11 .818, OT 2-2 1.000, Game 12-15 .800;
Deadball Rebounds: 0.

Mississippi State	FG	3FG	FT	R	F TP	A	T	B	S	M	
Colin Borchert, F	7-11	4-6	2-4	13	4	20	0	1	2	0	36
Gavin Ware, F	1-6	0-0	1-2	7	4	3	0	1	0	0	26
Fred Thomas, G	3-8	2-5	2-2	4	3	10	1	0	0	1	35
Trivante Bloodman, G	2-6	0-1	2-4	3	3	6	2	3	0	1	39
Craig Sword, G	7-17	0-1	5-9	5	1	19	6	3	2	2	37
Baxter Price	0-0	0-0	0-0	0	0	0	0	2	0	0	2
Tyson Cunningham	2-4	2-4	0-0	4	1	6	3	3	0	2	21
Roquez Johnson	3-10	0-0	4-8	5	2	10	1	2	3	2	28
Team	5										
Totals	25-62	8-17	16-29	46	18	74	13	17	7	8	225

FG%: 1st Half 10-27 .370, 2nd Half 13-32 .406, OT 2-3 .667, Game 25-62 .403;
3FG%: 1st Half 2-7 .286, 2nd Half 5-9 .556, OT 1-1 1.000, Game 8-17 .471;
FT%: 1st Half 2-6 .333, 2nd Half 10-17 .588, OT 4-6 .667, Game 16-29 .552;
Deadball Rebounds: 5.

SCORE BY PERIODS	1	2	OT	F	
Auburn (9-22, 3-15)	24	41	6	--	71
Mississippi St. (9-21, 4-14)	24	41	9	--	74

OFFICIALS--Mike Thibodeaux, John Hampton, Brian Shey
TECHNICAL FOULS--None
ATTENDANCE--6,250 (paid); 3,784 (actual)



• Game 32 •
Texas A&M 71, Auburn 62
March 13, 2013 • SEC Tournament
Bridgestone Arena • Nashville, Tenn.

Down by 3 with seven minutes left, Texas A&M bounced Auburn out of the SEC Tournament with a 71-62 first-round victory late into a Wednesday night in Bridgestone Arena. Auburn ended its season with a 9-23 record after a game of hot streaks, cold stretches and a comeback that saw the Tigers tied with 11 minutes remaining, within 3 four minutes later and still within striking range down 58-53 with 2 minutes left and again at 62-57 with 54 seconds remaining. It was a 4-point deficit with 33 seconds left. Frankie Sullivan finished his Auburn career with a team-high 19 points and finishing eighth on the Tigers' all-time scoring list with 1,556 points. Texas A&M improved to 18-14 and advanced to a Thursday tournament game against Missouri, which received a first-round bye. The Tigers headed home, finishing the regular season with an overtime loss -- their third in the season -- and following that with the loss to A&M. Texas A&M outrebounded Auburn 18-9 in the first half and 36-24 for the game. The Tigers had only four offensive rebounds. The game started with promise for the Tigers. Auburn scored 13 points in the first four minutes. But Texas A&M was with the Tigers every step of the way, tying the score within a minute and scoring 14 straight as Auburn lost its outside shot. A late Auburn surge cut A&M's halftime advantage to 34-27. The Tigers opened the second half with another nice run, stretching their hot streak into a 13-2 run to cut A&M's lead to 36-34. A minute later, the Aggies were up 41-34.

Auburn	FG	3FG	FT	R	F	T	P	A	T	B	S	M
Payne, Allen, F	2-4	1-2	0-0	1	3	5	1	1	1	0	0	17
Chubb, Rob, F	1-5	0-0	0-0	3	3	2	1	3	3	3	0	21
Price, Jordan, G	2-4	1-2	0-0	1	1	5	1	1	0	1	15	
Wallace, Josh, G	4-5	0-1	0-0	4	3	8	4	1	0	2	33	
Sullivan, Frankie, G	4-11	3-8	8-9	1	3	19	2	3	0	0	34	
Dixon-Tatum, Asauhn	2-4	0-0	1-2	6	2	5	0	1	4	0	19	
Denson, Chris	4-9	0-2	7-9	1	4	15	1	0	0	2	27	
Johnson, Shaquille	0-1	0-0	0-0	3	2	0	0	1	0	0	7	
Greene Jr., Brian	0-0	0-0	0-0	0	0	0	0	0	0	0	3	
Johnson, Noel	1-7	1-6	0-0	1	1	3	1	0	1	0	24	
TEAM	3											
Totals	20-50	6-21	16-20	24	22	62	11	11	8	5	200	

FG%: 1st Half 10-22 .455, 2nd Half 10-28 .357, Game 20-50 .400;
 3FG%: 1st Half 3-10 .300, 2nd Half 3-11 .273, Game 6-21 .286;
 FT%: 1st Half 4-6 .667, 2nd Half 12-14 .857, Game 16-20 .800;
 Deadball Rebounds: 3.

Texas A&M	FG	3FG	FT	R	F	T	P	A	T	B	S	M
Roberson, Kourtney, F5-7	0-0	1-2	7	2	11	1	3	2	0	29		
Turner, Ray, F	2-5	0-0	1-1	2	3	5	0	1	2	0	15	
Harris, Fabyon, G	2-6	2-3	5-6	6	2	11	1	0	0	0	33	
Caruso, Alex, G	4-8	2-4	4-6	4	3	14	6	3	0	0	30	
Turner, Elston, G	6-15	2-7	8-8	2	2	22	1	2	0	0	35	
Young, Andrew	2-5	0-0	0-1	5	1	4	1	0	0	0	13	
Reese, J'Mychal	0-1	0-1	0-0	2	2	0	0	0	0	0	8	
Green, Jordan	1-2	0-1	2-2	1	0	4	1	1	0	1	13	
Jahns, Jarod	0-0	0-0	0-0	2	3	0	1	0	0	1	24	
TEAM	5											
Totals	22-49	6-16	21-26	36	18	71	12	10	4	2	200	

FG%: 1st Half 12-26 .462, 2nd Half 10-23 .435, Game 22-49 .449;
 3FG%: 1st Half 4-9 .444, 2nd Half 2-7 .286, Game 6-16 .375;
 FT%: 1st Half 6-8 .750, 2nd Half 15-18 .833, Game 21-26 .808;
 Deadball Rebounds: 3.

SCORE BY PERIODS	1	2	F
Auburn (9-23)	27	35	62
Texas A&M (18-14)	34	37	71

OFFICIALS--Tony Greene, Joe Lindsay, Anthony Jordan
 TECHNICAL FOULS--None
 ATTENDANCE--7,879

2012-13 STARTING LINEUPS

Date	Opponent	W-L	Forward	Forward/Guard	Center	Guard	Guard
11-9	IPFW	W	Payne	N. Johnson	Chubb	Wallace	Sullivan
11-15	(1) Murray State	L	Payne	Adamu	Chubb	Wallace	Sullivan
11-16	(1)at Col. of Chas.	W	Payne	S. Johnson (g)	Chubb	Price	Sullivan
11-18	(1) Dayton	L	Payne	S. Johnson (g)	Chubb	Price	Sullivan
11-21	(2) at Boston College	L	Adamu	S. Johnson (g)	Chubb	Greene Jr.	Sullivan
11-25	Rhode Island	L	Payne	N. Johnson	Chubb	Greene Jr.	Sullivan
11-30	(3) DePaul	L	Payne	N. Johnson	Chubb	Price	Sullivan
12-11	Grambling State	W	Payne	S. Johnson (g)	Chubb	Denson	Sullivan
12-15	Furman	W	Payne	S. Johnson (g)	Chubb	Denson	Sullivan
12-18	Tennessee Tech	W	Payne	S. Johnson (g)	Chubb	Denson	Sullivan
12-22	Winthrop	L	Payne	S. Johnson (g)	Chubb	Denson	Sullivan
12-29	(4) Illinois (#12)	L	Payne	S. Johnson (g)	Chubb	Denson	Sullivan
1-2	Florida State	W	Payne	S. Johnson (g)	Chubb	Wallace	Sullivan
1-9	LSU	W	Payne	S. Johnson (g)	Chubb	Wallace	Sullivan
1-12	at South Carolina	W	Payne	S. Johnson (g)	Chubb	Wallace	Sullivan
1-16	at Arkansas (2ot)	L	Payne	S. Johnson (g)	Chubb	Wallace	Sullivan
1-19	Kentucky	L	Payne	N. Johnson	Chubb	Wallace	Sullivan
1-23	at Vanderbilt	L	Payne	S. Johnson (g)	Chubb	Wallace	Sullivan
1-26	Ole Miss (#23)	L	Payne	S. Johnson (g)	Chubb	Wallace	Sullivan
1-30	at Georgia	L	Payne	S. Johnson (g)	Chubb	Denson	Sullivan
2-2	at Missouri (#17)	L	Payne	S. Johnson (g)	Chubb	Denson	Sullivan
2-6	Alabama	W	Payne	Granger	Chubb	Wallace	Sullivan
2-9	at Kentucky	L	Payne	Granger	Chubb	Wallace	Sullivan
2-13	Arkansas	L	Payne	Granger	Chubb	Denson	Wallace
2-16	Florida (#7)	L	Payne	S. Johnson (g)	Chubb	Denson	Wallace
2-20	Texas A&M	L	Payne	S. Johnson (g)	Chubb	Wallace	Sullivan
2-23	at Ole Miss	L	Payne	S. Johnson (g)	Dixon-Tatum	Wallace	Sullivan
2-26	at Alabama	L	Payne	S. Johnson (g)	Chubb	Wallace	Sullivan
3-2	Vanderbilt	L	Payne	S. Johnson (g)	Chubb	Wallace	Sullivan
3-6	Tennessee	L	N. Johnson	Spencer (g)	Chubb	Wallace	Sullivan
3-9	at Miss. State	L	Payne	Price (g)	Chubb	Wallace	Sullivan
3-13	(5) Texas A&M	L	Payne	Price (g)	Chubb	Wallace	Sullivan

(1) Charleston Classic (Charleston, SC • TD Arena); (2) Charleston Classic Finale (Chesnut Hill, MA • Conte Forum); (3) SEC-Big East Challenge (Auburn, AL • Auburn Arena); (4) Chicago, IL (United Center); (5) SEC Tournament (Nashville, TN • Bridgestone Arena)

STARTING LINEUPS

(Payne, Granger, Chubb, Wallace, Sullivan)	1-1 (.500)
(Payne, N. Johnson, Chubb, Wallace, Sullivan)	1-1 (.500)
(Payne, S. Johnson, Chubb, Price, Sullivan)	1-1 (.500)
(Payne, Chubb, Denson, S. Johnson, Sullivan)	3-4 (.429)
(Payne, Chubb, S. Johnson, Wallace, Sullivan)	3-6 (.333)
(Payne, Chubb, Price, Wallace, Sullivan)	0-2 (.000)
(Payne, Dixon-Tatum, S. Johnson, Wallace, Sullivan)	0-1 (.000)
(Payne, Chubb, S. Johnson, Denson, Wallace)	0-1 (.000)
(Payne, Granger, Chubb, Denson, Wallace)	0-1 (.000)
(Payne, N. Johnson, Chubb, Price, Sullivan)	0-1 (.000)
(Payne, N. Johnson, Chubb, Greene Jr., Sullivan)	0-1 (.000)
(Payne, Adamu, Chubb, Wallace, Sullivan)	0-1 (.000)
(Adamu, Chubb, S. Johnson, Greene Jr., Sullivan)	0-1 (.000)
(N. Johnson, Chubb, Spencer, Wallace, Sullivan)	0-1 (.000)

AUBURN'S RECORD WHEN STARTS

Shaquille Johnson	7-14 (.333)
Chris Denson	3-6 (.333)
Jordan Granger	1-2 (.333)
Frankie Sullivan	9-21 (.300)
Allen Payne	9-21 (.300)
Rob Chubb	9-22 (.290)
Josh Wallace	5-15 (.250)
Jordan Price	1-4 (.200)
Noel Johnson	1-4 (.200)
Asauhn Dixon-Tatum	0-1 (.000)
Dylan Spencer	0-1 (.000)
Shareif Adamu	0-2 (.000)
Brian Greene Jr.	0-2 (.000)

MARGIN OF VICTORY/DEFEAT

	1	2	3	4	5	6	7	8	9	10-15	16-19	20-24	25-29	30+
Wins			1	1	1	1				3	1			1
Losses	1	3	1	1		1	3	3	2	4	1	2		2



FINAL 2012-13 SEC STANDINGS

	SEC	PCT.	ALL	PCT.	POSTSEASON		SEC	PCT.	ALL	PCT.	POSTSEASON
Florida^	14-4	.778	29-8	.780	NCAA	Georgia	9-9	.500	15-17	.469	
Kentucky	12-6	.667	21-12	.636	NIT	LSU	9-9	.500	19-12	.613	
Ole Miss%	12-6	.667	27-9	.750	NCAA	Vanderbilt	8-10	.444	16-17	.485	
Alabama	12-6	.667	23-13	.639	NIT	Texas A&M	7-11	.389	18-15	.545	
Tennessee	11-7	.611	20-13	.606	NIT	South Carolina	4-14	.222	14-18	.438	
Missouri	11-7	.611	23-11	.676	NCAA	Mississippi State	4-14	.222	10-22	.313	
Arkansas	10-8	.556	19-13	.594		Auburn	3-15	.167	9-23	.281	

^-SEC Champion; %-SEC Tournament Champion

Team Statistics

SCORING OFFENSE

TEAM	G	PTS	AVG
1. Ole Miss	36	2779	77.2
2. Missouri	34	2588	76.1
3. Arkansas	32	2358	73.7
4. Kentucky	33	2396	72.6
5. Florida	37	2642	71.4
6. LSU	31	2194	70.8
7. Tennessee	33	2189	66.3
8. South Carolina	32	2115	66.1
9. Auburn	32	2074	64.8
10. Texas A&M	33	2103	63.7
11. Alabama	36	2268	63.0
12. Georgia	32	1946	60.8
13. Mississippi State	32	1940	60.6
14. Vanderbilt	33	1991	60.3

3-POINT FG PERCENTAGE

TEAM	3FGM	3FGA	PCT
1. Florida	300	794	.378
2. Georgia	188	526	.357
3. Texas A&M	165	463	.356
4. LSU	234	658	.356
5. Vanderbilt	257	734	.350
6. Kentucky	184	532	.346
7. Missouri	215	635	.339
8. Alabama	197	588	.335
9. Ole Miss	238	735	.324
10. South Carolina	192	598	.321
11. Tennessee	173	548	.316
12. Auburn	183	589	.311
13. Arkansas	192	639	.300
14. Mississippi State	151	531	.284

BLOCKS

TEAM	G	NO	AVG
1. Kentucky	33	217	6.6
2. Ole Miss	36	185	5.1
3. Arkansas	32	159	5.0
4. Alabama	36	160	4.4
5. Georgia	32	133	4.2
6. Tennessee	33	130	3.9
7. Mississippi State	32	124	3.9
Auburn	32	124	3.9
9. LSU	31	119	3.8
10. Vanderbilt	33	120	3.6
11. Missouri	34	119	3.5
12. South Carolina	32	111	3.5
13. Florida	37	120	3.2
14. Texas A&M	33	98	3.0

SCORING DEFENSE

TEAM	G	PTS	AVG.
1. Florida	37	2012	54.4
2. Alabama	36	2102	58.4
3. Vanderbilt	33	1984	60.1
4. Georgia	32	1971	61.6
5. Texas A&M	33	2049	62.1
6. Tennessee	33	2091	63.4
7. Kentucky	33	2127	64.5
8. Missouri	34	2268	66.7
9. Ole Miss	36	2409	66.9
10. Auburn	32	2201	68.8
11. Arkansas	32	2203	68.8
12. South Carolina	32	2205	68.9
13. LSU	31	2138	69.0
14. Mississippi State	32	2224	69.5

3-POINT FG PERCENTAGE DEFENSE

TEAM	3FGM	3FGA	PCT
1. Alabama	184	597	.308
2. Florida	193	623	.310
3. Vanderbilt	183	588	.311
4. Ole Miss	241	771	.313
5. LSU	173	549	.315
6. Tennessee	158	495	.319
7. Kentucky	179	552	.324
8. Georgia	210	639	.329
9. Mississippi State	229	689	.332
10. Missouri	234	704	.332
11. Texas A&M	206	615	.335
12. South Carolina	179	530	.338
13. Auburn	230	666	.345
14. Arkansas	203	566	.359

STEALS

TEAM	G	NO	AVG
1. Arkansas	32	295	9.2
2. LSU	31	282	9.1
3. Ole Miss	36	297	8.3
4. Alabama	36	294	8.2
5. Mississippi State	32	257	8.0
6. Florida	37	265	7.2
7. Auburn	32	222	6.9
8. Missouri	34	229	6.7
9. Texas A&M	33	213	6.5
10. Georgia	32	180	5.6
11. Kentucky	33	185	5.6
12. South Carolina	32	164	5.1
13. Vanderbilt	33	160	4.8
14. Tennessee	33	140	4.2

FIELD GOAL PERCENTAGE

TEAM	FGM	FGA	PCT
1. Florida	960	2010	.478
2. Kentucky	863	1815	.475
3. Missouri	924	2015	.459
4. Texas A&M	767	1742	.440
5. Ole Miss	977	2230	.438
6. Arkansas	852	1960	.435
7. Tennessee	753	1751	.430
8. LSU	788	1839	.428
9. Alabama	808	1887	.428
10. South Carolina	743	1802	.412
11. Auburn	726	1777	.409
12. Georgia	636	1557	.408
13. Vanderbilt	681	1671	.408
14. Mississippi State	670	1672	.401

3-POINT FIELD GOALS PER GAME

TEAM	G	NO	AVG
1. Florida	37	300	8.1
2. Vanderbilt	33	257	7.8
3. LSU	31	234	7.5
4. Ole Miss	36	238	6.6
5. Missouri	34	215	6.3
6. South Carolina	32	192	6.0
Arkansas	32	192	6.0
8. Georgia	32	188	5.9
9. Auburn	32	183	5.7
10. Kentucky	33	184	5.6
11. Alabama	36	197	5.5
12. Tennessee	33	173	5.2
13. Texas A&M	33	165	5.0
14. Mississippi State	32	151	4.7

TURNOVER MARGIN

TEAM	TO	Caused	Margin
1. Arkansas	11.6	17.5	+5.9
2. Ole Miss	11.4	15.3	+4.0
3. Florida	11.2	14.1	+2.9
4. Alabama	12.5	14.5	+1.9
5. LSU	14.34	15.2	+0.8
6. Texas A&M	13.3	13.8	+0.5
7. Auburn	13.3	13.4	+0.1
8. Vanderbilt	12.1	11.5	-0.6
9. Missouri	13.0	12.1	-0.9
10. South Carolina	15.3	14.2	-1.2
11. Kentucky	13.0	11.8	-1.2
12. Mississippi State	17.0	15.3	-1.7
13. Tennessee	12.9	11.2	-1.7
14. Georgia	14.6	11.8	-2.8

FIELD GOAL PERCENTAGE DEFENSE

TEAM	FGM	FGA	PCT
1. Florida	725	1897	.382
2. Georgia	661	1704	.388
3. Kentucky	763	1944	.392
4. Missouri	812	2015	.403
5. Alabama	750	1853	.405
6. Vanderbilt	701	1721	.407
7. Ole Miss	865	2122	.408
8. Texas A&M	707	1705	.415
9. Tennessee	744	1780	.418
10. LSU	751	1782	.421
11. Auburn	738	1717	.430
12. Arkansas	747	1726	.433
13. Mississippi State	829	1890	.439
14. South Carolina	759	1681	.452

FREE THROW PERCENTAGE

TEAM	FTM	FTA	PCT
1. Missouri	525	706	.744
2. Texas A&M	404	573	.705
3. Alabama	455	648	.702
4. Auburn	439	627	.700
5. Georgia	486	700	.694
6. Tennessee	510	739	.690
7. South Carolina	437	635	.688
8. Ole Miss	587	866	.678
9. Florida	422	623	.677
10. Arkansas	462	687	.672
11. Mississippi State	449	683	.657
12. Kentucky	486	757	.642
13. Vanderbilt	372	586	.635
14. LSU	384	614	.625

REBOUND MARGIN

TEAM	REB	AVG	OPP	AVG	Mar.
1. Missouri	1386	40.8	1093	32.1	+8.6
2. Tennessee	1219	36.9	1039	31.5	+5.5
3. Florida	1297	35.1	1117	30.2	+4.9
4. Kentucky	1249	37.8	1107	33.5	+4.3
5. South Carolina	1138	35.6	1045	32.7	+2.9
6. Georgia	1132	35.4	1054	32.9	+2.4
7. Ole Miss	1400	38.9	1351	37.5	+1.4
8. Texas A&M	1100	33.3	1063	32.2	+1.1
9. LSU	1150	37.1	1166	37.6	-0.5
10. Alabama	1178	32.7	1202	33.4	-0.7
11. Vanderbilt	1090	33.0	1121	34.0	-0.9
12. Auburn	1094	34.2	1126	35.2	-1.0
13. Arkansas	1120	35.0	1201	37.5	-2.5
14. Mississippi State	1065	33.3	1191	37.2	-3.9



Team Statistics

SCORING						
PLAYER, TEAM	G	FG	3FG	FT	PTS	AVG
1. Marshall Henderson-UM	36	209	138	166	722	20.1
2. Ken. Caldwell-Pope-UG	32	186	84	135	591	18.5
3. Elston Turner-AM	32	199	74	89	561	17.5
4. Jordan McRae-UT	33	170	60	118	518	15.7
5. BJ Young-AR	31	180	25	85	470	15.2
6. Trevor Releford-UA	34	167	48	126	508	14.9
7. Frankie Sullivan-AU	32	148	56	113	465	14.5
8. Murphy Holloway-UM	36	214	1	93	522	14.5
9. Marshawn Powell-AR	32	175	27	86	463	14.5
10. Laurence Bowers-MO	29	173	21	43	410	14.1
11. Archie Goodwin-UK	33	157	17	135	466	14.1
12. Johnny O'Bryant III-LS	29	153	3	84	393	13.6
13. Kedren Johnson-VU	33	145	55	99	444	13.5
14. Mike Rosario-UF	36	160	61	69	450	12.5
15. Jarnell Stokes-UT	33	149	0	110	408	12.4

REBOUNDING					
PLAYER, TEAM	G	OFF	DEF	TOT	AVG.
1. Murphy Holloway-UM	36	126	224	350	9.7
2. Jarnell Stokes-UT	33	138	180	318	9.6
3. Johnny O'Bryant III-LS	29	89	164	253	8.7
4. Alex Oriakhi-MO	34	106	180	286	8.4
5. Reginald Buckner-UM	36	111	160	271	7.5
6. Michael Carrera-SC	27	80	115	195	7.2
7. Ken. Caldwell-Pope-UG	32	37	189	226	7.1
8. Kourtney Roberson-AM	33	83	136	219	6.6
9. Rob Chubb-AU	32	75	135	210	6.6
10. Gavin Ware-MS	32	69	137	206	6.4
11. Patric Young-UF	37	96	136	232	6.3
12. Ray Turner-AM	33	73	133	206	6.2
13. Willie Cauley-Stein-UK	29	67	112	179	6.2
14. Laurence Bowers-MO	29	63	115	178	6.1
15. Alex Poythress-UK	33	62	137	199	6.0

FIELD GOAL PERCENTAGE				
PLAYER, TEAM	G	FGM	FGA	PCT
1. Murphy Holloway-UM	36	214	385	.556
2. Laurence Bowers-MO	29	173	317	.546
3. Marshawn Powell-AR	32	175	359	.487
4. Johnny O'Bryant III-LS	29	153	319	.480
5. BJ Young-AR	31	180	401	.449
6. Ken. Caldwell-Pope-UG	32	186	430	.433
7. Elston Turner-AM	32	199	467	.426
8. Jordan McRae-UT	33	170	402	.423
9. Marshall Henderson-UM	36	209	549	.381

3-POINT FIELD GOAL PERCENTAGE				
PLAYER, TEAM	G	FGM	FGA	PCT
1. Erik Murphy-UF	36	72	159	.453
2. Andre Stringer-LS	31	67	164	.409
3. Ken. Caldwell-Pope-UG	32	84	225	.373
4. Elston Turner-AM	32	74	205	.361
5. Marshall Henderson-UM	36	138	394	.350
6. Anthony Hickey-LS	29	60	183	.328

3-POINT FIELD GOALS PER GAME			
PLAYER, TEAM	G	3FGM	AVG
1. Marshall Henderson-UM	36	138	3.8
2. Ken. Caldwell-Pope-UG	32	84	2.6
3. Elston Turner-AM	32	74	2.3
4. Andre Stringer-LS	31	67	2.2
5. Anthony Hickey-LS	29	60	2.1
6. Erik Murphy-UF	36	72	2.0
7. Julius Mays-UK	33	65	2.0
8. Kenny Boynton-UF	37	71	1.9
9. Jordan McRae-UT	33	60	1.8
10. Frankie Sullivan-AU	32	56	1.8

FREE THROW PERCENTAGE				
PLAYER, TEAM	G	FTM	FTA	PCT
1. Marshall Henderson-UM	36	166	188	.883
2. Keion Bell-MO	32	84	97	.866
3. Elston Turner-AM	32	89	105	.848

4. Brenton Williams-SC	31	80	95	.842
5. Trevor Releford-UA	34	126	153	.824
6. Ken. Caldwell-Pope-UG	32	135	169	.799
7. Frankie Sullivan-AU	32	113	143	.790
8. Trae Golden-UT	31	126	162	.778
9. Jordan McRae-UT	33	118	153	.771
10. Alex Oriakhi-MO	34	106	142	.746

ASSISTS			
PLAYER, TEAM	G	AST	AVG
1. Phil Pressey-MO	34	240	7.1
2. Scottie Wilbekin-UF	35	174	5.0
3. Trae Golden-UT	31	121	3.9
4. Jarvis Summers-UM	34	128	3.8
5. Anthony Hickey-LS	29	109	3.8
6. Kedren Johnson-VU	33	119	3.6
7. Charles Carmouche-LS	30	107	3.6
8. Alex Caruso-AM	33	112	3.4
9. BJ Young-AR	31	105	3.4
10. Trevor Lacey-UA	36	115	3.2

BLOCKS			
PLAYER, TEAM	G	BLK	AVG
1. Reginald Buckner-UM	36	98	2.7
2. Willie Cauley-Stein-UK	29	60	2.1
3. Alex Oriakhi-MO	34	54	1.6
4. Patric Young-UF	37	58	1.6
5. Moussa Gueye-UA	36	52	1.4
6. Asaun Dixon-Tatum-AU	32	44	1.4
7. Colin Borchert-MS	29	36	1.2
8. Hunter Mickelson-AR	32	39	1.2
9. Donte' Williams-UG	29	35	1.2
10. Laurence Bowers-MO	29	34	1.2

STEALS			
PLAYER, TEAM	G	STL	AVG
1. Anthony Hickey-LS	29	85	2.9
2. Trevor Releford-UA	34	70	2.1
3. Ken. Caldwell-Pope-UG	32	65	2.0
4. Charles Carmouche-LS	30	57	1.9
5. Alex Caruso-AM	33	61	1.8
6. Phil Pressey-MO	34	61	1.8
7. Fred Thomas-MS	32	56	1.8
8. Craig Sword-MS	32	55	1.7
9. Mardracus Wade-AR	32	54	1.7
10. Murphy Holloway-UM	36	58	1.6



COACHES' ALL-SEC TEAMS

First Team

Trevor Releford	Alabama	G	6-1	195	Jr.	Kansas City, Mo.
Erik Murphy	Florida	F/C	6-10	238	Sr.	South Kingstown, R.I.
Kentavious Caldwell-Pope	Georgia	G	6-5	205	So.	Greenville, Ga.
Nerlens Noel	Kentucky	F	6-10	228	Fr.	Everett, Mass.
Johnny O'Bryant III	LSU	F	6-9	256	So.	Cleveland, Miss.
Phil Pressey	Missouri	G	5-11	175	Jr.	Dallas, Texas
Jordan McRae	Tennessee	G	6-5	178	Jr.	Midway, Ga.
Elston Turner	Texas A&M	G	6-5	209	Sr.	Sacramento, Calif.

Second Team

Marshawn Powell	Arkansas	F	6-7	240	Jr.	Newport News, Va.
BJ Young	Arkansas	G	6-3	180	So.	St. Louis, Mo.
Kenny Boynton	Florida	G	6-2	190	Sr.	Pompano Beach, Fla.
^Mike Rosario	Florida	G	6-3	183	Sr.	Jersey City, N.J.
^Patric Young	Florida	C	6-9	249	Jr.	Jacksonville, Fla.
Marshall Henderson	Ole Miss	G	6-2	175	Jr.	Hurst, Texas
Murphy Holloway	Ole Miss	F	6-7	240	Sr.	Irmo, S.C.
Laurence Bowers	Missouri	F	6-8	227	Sr.	Memphis, Tenn.
Jarnell Stokes	Tennessee	F	6-8	270	So.	Memphis, Tenn.

SEC All-Freshman Team

Michael Frazier II	Florida	G	6-4	200	Fr.	Tampa, Fla.
Charles Mann	Georgia	G	6-4	205	Fr.	Alpharetta, Ga.
^Willie Cauley-Stein	Kentucky	F	7-0	244	Fr.	Olathe, Kan.
Archie Goodwin	Kentucky	G	6-4	198	Fr.	Little Rock, Ark.
Nerlens Noel	Kentucky	F	6-10	228	Fr.	Everett, Mass.
^Alex Poythress	Kentucky	F	6-7	239	Fr.	Clarksville, Tenn.
Craig Sword	Mississippi State	G	6-3	189	Fr.	Montgomery, Ala.
^Gavin Ware	Mississippi State	F	6-9	270	Fr.	Starkville, Miss.
Michael Carrera	South Carolina	F	6-5	212	Fr.	Anzoategui, Vanezuela

SEC All-Defensive Team

^Trevor Releford	Alabama	G	6-1	185	Jr.	Kansas City, Mo.
Scottie Wilbekin	Florida	G	6-2	176	Jr.	Gainesville, Fla.
^Patric Young	Florida	C	6-9	249	Jr.	Jacksonville, Fla.
Nerlens Noel	Kentucky	F	6-10	228	Fr.	Everett, Mass.
Anthony Hickey	LSU	G	5-11	178	So.	Hopkinsville, Ky.
Reginald Buckner	Ole Miss	F	6-9	235	Sr.	Memphis, Tenn.

^Ties are not broken

SEC Player of the Year

Kentavious Caldwell-Pope, Georgia

SEC Freshman of the Year

Nerlens Noel, Kentucky

SEC Coach of the Year

Billy Donovan, Florida

SEC Sixth-Man of the Year

Kyle Wiltjer, Kentucky

SEC Defensive Player of the Year

Nerlens Noel, Kentucky

SEC Scholar-Athlete of the Year

Patric Young, Florida

ASSOCIATED PRESS ALL-SEC TEAMS

First Team

u-Kentavious Caldwell-Pope, Georgia
 Erik Murphy, Florida
 Trevor Releford, Alabama
 Jordan McRae, Tennessee
 Nerlens Noel, Kentucky

Second Team

Marshall Henderson, Mississippi
 Elston Turner, Texas A&M
 Jarnell Stokes, Tennessee
 Johnny O'Bryant III, LSU
 Murphy Holloway, Mississippi
 Phil Pressey, Missouri

Honorable Mention

Laurence Bowers, Missouri; Kenny Boynton, Florida; Alex Oriakhi, Missouri; Marshawn Powell, Arkansas; Mike Rosario, Florida; Scottie Wilkekin, Florida; BJ Young, Arkansas; Patric Young, Florida.

Player of the Year - Kentavious Caldwell-Pope, Georgia

Coach of the Year - Billy Donovan, Florida

Newcomer of the Year - Marshall Henderson, Mississippi

SEC PLAYERS OF THE WEEK

Nov. 12 Kyle Wiltjer, Kentucky
 Nov. 19 Trevor Releford, Alabama
 Nov. 26 Murphy Holloway, Mississippi
 Dec. 3 Shavon Coleman, LSU
 Dec. 10 Kyle Fuller, Vanderbilt
 Dec. 17 Trae Golden, Tennessee
 Dec. 24 Laurence Bowers, Missouri
 Dec. 31 BJ Young, Arkansas
 Jan. 7 Phil Pressey, Missouri
 Jan. 14 Elston Turner, Texas A&M
 Jan. 21 Marshall Henderson, Mississippi
 Jan. 28 Scottie Wilbekin, Florida
 Feb. 4 Kentavious Caldwell-Pope, Georgia
 Feb. 12 Jarnell Stokes, Tennessee
 Feb. 18 Marshawn Powell, Arkansas
 Feb. 25 Trae Golden, Tennessee
 Mar. 4 Alex Oriakhi, Missouri
 March 11 Jarnell Stokes, Tennessee

SEC FFRESHMEN OF THE WEEK

Nov. 12 Michael Carrera, South Carolina
 Nov. 19 Alex Poythress, Kentucky
 Nov. 26 ARchie Goodwin, Kentucky
 Dec. 3 Michael Frazier II, Florida
 Dec. 10 Kevin Bright, Vanderbilt
Dec. 17 Jordan Price, Auburn
 Dec. 24 Gavin Ware, Mississippi State
 Dec. 31 Mindaugas Kacinas, South Carolina
 Jan. 7 Willie Cauley-Stein, Kentucky
 Jan. 14 Craig Sword, Mississippi State
 Jan. 21 Nerlens Noel, Kentucky
 Jan. 28 Nerlens Noel, Kentucky
 Feb. 4 Nerlens Noel, Kentucky
 Feb. 12 Nerlens Noel, Kentucky
 Feb. 18 Michael Frazier II, Florida
 Feb. 25 Willie Cauley-Stein, Kentucky
 Mar. 4 Kevin Bright, Vanderbilt
 Mar. 11 Craig Sword, Mississippi State