

AUBURN TIGERS

B A S K E T B A L L

AUBURN (10-9, 1-3) at VANDERBILT (14-3, 3-0)

January 23, 2010 • 12:47 pm (CST)
Memorial Gymnasium (14,316)
Nashville, Tenn.

GAME 20

| PROBABLE AUBURN STARTERS | | PTS | REB | AST | NOTES |
|------------------------------------------------------------------------------------|-----------------------------------------------------------------------------|------|-----|------|-------------------------------------|
| F 4 | Lucas Hargrove 6-6 218 Sr. Pontiac, SC (Richland Northeast) | 12.9 | 7.1 | 2.5 | 9th in SEC 50.0% fgs this year |
| F 34 | Johnnie Lett 6-8 210 Sr. Mobile, AL (Okaloosa-Walton College) | 2.3 | 3.2 | 0.5 | 4.0 ppg, 3.5 rpg last 3 games |
| G 12 | DeWayne Reed 6-1 175 Sr. Houston, TX (Wheatley) | 16.5 | 2.8 | 4.5 | 19.0 ppg, 5.0 apg last 6 gms |
| G 20 | Frankie Sullivan 6-1 195 So. Uniontown, AL (R.C. Hatch) | 13.8 | 3.8 | 2.4 | 48.5% 3fgs (16-33) last 6 gms |
| G 24 | Tay Waller 6-2 193 Sr. Manchester, GA (Okaloosa-Walton) | 11.7 | 2.9 | 1.0 | 14 pts (3-8 3s) at LSU J20 |
| Sub G33 | Earnest Ross 6-5 215 Fr. Cary, NC (Panther Creek) | 3.5 | 3.1 | 0.8 | huge off. reb. at LSU w/:30 left |
| Sub C30 | Brendon Knox 6-10 238 Sr. Georgetown, SC (Spartanburg Methodist) | 8.8 | 4.1 | 0.8* | 10 pts, 6 reb, 3 ast at LSU |
| Sub G 1 | Andre Malone 6-5 210 Fr. Atlanta, GA (South Atlanta) | 3.7 | 2.6 | 0.3 | 6 pts, 9 reb vs. #2 Kentucky |
| PROBABLE VANDERBILT STARTERS | | PTS | REB | AST | NOTES |
| F 24 | Andre Walker 6-7 220 So. Flossmoor, IL (Brewster Academy) | 6.5 | 5.4 | 2.6 | 4 pts, 9 reb, 6 ast at So. Carolina |
| C 4 | A.J. Ogilvy 6-11 250 Jr. Sydney, Australia (Australian Inst. of Sport) | 13.8 | 6.1 | 1.6* | 22 pts, 9 reb at So. Carolina |
| G 0 | Jermaine Beal 6-3 205 Sr. DeSoto, TX (DeSoto) | 13.0 | 2.8 | 3.1 | 22 pts, 5 ast vs. Florida J9 |
| G 1 | Brad Tinsley 6-3 210 So. Oregon City, OR (Oregon City) | 6.4 | 2.7 | 3.0 | 13 pts, 4 ast at AU last yr. |
| G 44 | Jeffery Taylor 6-7 210 So. Norrkoping, Sweden (Hobbs, NM) | 14.1 | 5.5 | 1.8 | 14 pts, 9 reb, 5 ast at AU last yr |
| Sub G23 | John Jenkins 6-4 215 Fr. Gallatin, TN (Station Camp) | 10.9 | 2.3 | 1.1 | 48.3% 3fgs this year |
| Sub C 3 | Festus Ezeli 6-11 255 So. Benin City, Nigeria (Igbinedion Education Center) | 4.8 | 3.1 | 1.8* | 57.1% fgs this year |
| | | | | | ^ steals * blocks |

AUBURN TIGERS 2009-10 Schedule/Scores

RECORD: 10-9
HOME: 7-4 **NEUTRAL:** 1-2
AWAY: 2-3 **SEC:** 1-3

| | |
|--------------------------------------------------------------|----------|
| Nov. 13 (1) NIAGARA | W 69-65 |
| Nov. 16 at Missouri State | L 62-73 |
| Nov. 20 (2) UCF | L 74-84 |
| Nov. 21 (2) IUPUI | W 80-65 |
| Nov. 22 (2) North Carolina State | L 58-60 |
| Nov. 25 HIGH POINT | W 75-54 |
| Dec. 1 at Alabama A&M | W 87-52 |
| Dec. 4 TROY | L 77-81 |
| Dec. 7 VIRGINIA <small>CSS</small> | W 68-67 |
| Dec. 17 at Florida State <small>FSN</small> FL | L 72-76 |
| Dec. 20 SAM HOUSTON STATE <small>CSS</small> | L 89-107 |
| Dec. 22 ALABAMA STATE | W 94-78 |
| Dec. 29 CHARLESTON SOUTHERN | W 77-62 |
| Jan. 2 GEORGIA SOUTHERN | W 95-75 |
| Jan. 5 WEST GEORGIA | W 96-72 |
| Jan. 9 SOUTH CAROLINA <small>SEC NETWORK</small> | L 71-80 |
| Jan. 14 at Tennessee (#9) <small>ESPN 2</small> | L 55-81 |
| Jan. 16 KENTUCKY (#2) <small>SEC NETWORK</small> | L 67-72 |
| Jan. 20 at LSU <small>SEC NETWORK</small> | W 84-80 |
| Jan. 23 at Vanderbilt <small>SEC NETWORK</small> | 12:30 pm |
| Jan. 28 OLE MISS <small>SEC</small> | 8 pm |
| Jan. 30 ALABAMA <small>SEC NETWORK</small> | 3 pm |
| Feb. 6 at Arkansas <small>SEC NETWORK</small> | 12:30 pm |
| Feb. 10 GEORGIA <small>CSS</small> | 8 pm |
| Feb. 13 at Mississippi State <small>FSN</small> | 6 pm |
| Feb. 18 at Florida <small>ESPN/ESPN 2, ESPN360.com</small> | 6 pm |
| Feb. 20 ARKANSAS <small>FSN</small> | 6 pm |
| Feb. 24 at Ole Miss <small>SEC NETWORK</small> | 7 pm |
| Feb. 27 LSU <small>FSN</small> | 6 pm |
| Mar. 3 MISSISSIPPI STATE <small>SEC NETWORK</small> | 7 pm |
| Mar. 6 at Alabama <small>SEC NETWORK</small> | 12:30 pm |
| Mar. 11- (3) SEC Tournament <small>SEC NETWORK / CBS</small> | TBA |

- (1) Glenn Wilkes Classic (Auburn, AL)
(2) Glenn Wilkes Classic (Daytona Beach, FL)
(3) Nashville, TN (Sommet Center)
All Times Central Standard

OFFICIALS

Tony Greene (Atlanta, Ga.), John Hampton (Lexington, Ky.), Terry Moore (Spartanburg, S.C.)

SCOUTING VANDERBILT

The Commodores are on a roll as they have won eight consecutive games, including SEC wins over Florida (95-87), at Alabama (65-64) and at South Carolina (89-79) ... Vanderbilt has had a week off since winning at South Carolina on Jan. 16 after shooting 61.1 percent from the field and 46.2 percent (6-of-13) from 3-point range ... the Gamecocks were led by A.J. Ogilvy's 22 points and nine rebounds and 16 points from Jeffery Taylor ... Taylor averages 14.1 points and 5.5 rebounds to lead Vanderbilt while Ogilvy averages 13.8 points, a team-high 6.1 rebounds and 1.6 blocks ... Jermaine Beal chips in 13.0 points and 3.1 assists and John Jenkins 10.9 points while shooting 48.3 percent from 3-point range ... Vanderbilt owns non-conference wins over Missouri (89-83), Arizona (84-72) and at Saint Mary's (Calif.) (72-70). The Commodores three losses have come to Cincinnati (67-58), at Illinois (79-68)

Auburn-Vanderbilt Game Facts

Auburn Head Coach: Jeff Lebo
(North Carolina '89)
at Auburn: 91-85, .517 (6th year)
Overall: 206-148, .582 (12th year)

Vanderbilt Head Coach:
Kevin Stallings (Purdue '82)
at Vanderbilt: 203-131, .608 (11th Year)
Overall: 326-194, .627 (17th year)

Tigers on the Air

Network: Auburn ISP Sports Network
Air Time: Noon CT
Play-by-Play: Rod Bramblett
Color: Paul Ellen
Studio Host: Brad Law
XM Radio: Ch. 199
Internet Broadcast: auburntigers.com

Series Notes

Series Record: Vandy leads 79-51
at Auburn: Vandy leads 32-29
at Beard-Eaves: Vandy leads 18-15
at Nashville: Vandy leads 45-17
at Memorial Gym: Vandy leads 32-13
Neutral Sites: Auburn leads 5-2
Current Streak: 3 by Vanderbilt
Last Meeting: Vandy 82, Auburn 75
(1-31-09 in Auburn)
First Meeting: Auburn 27, Vandy 7
(1-28-1921 in Nashville)


Tigers on TV

Network: SEC Network
Air Time: 12:30 pm CT
Play-by-Play: Dave Baker
Color: Charles Davis



COMPARING STATS

(All games)

| |  |  |
|-----------------------------|-----------------------------------------------------------------------------------|-----------------------------------------------------------------------------------|
| Scoring Offense | 76.3 | 79.0 |
| Scoring Defense | 72.8 | 66.0 |
| Scoring Margin..... | +3.5 | +13.0 |
| FG Pct..... | .452 | .495 |
| FG Pct. Defense | .447 | .399 |
| 3-pt. FG Pct. | .328 | .365 |
| 3-pt. FG Pct. Defense | .370 | .335 |
| Free Throw Pct. | .640 | .683 |
| Rebound Avg. | 35.8 | 37.7 |
| Opp. Rebound Avg..... | 35.2 | 34.9 |
| Rebound Margin | +0.6 | +2.8 |
| Turnovers Per Game | 14.8 | 14.3 |
| Opp. Turnovers | 16.7 | 14.2 |
| Turnover Margin..... | +1.8 | -0.1 |

and to Western Kentucky (76-69).

AUBURN-VANDERBILT SERIES

This is the 131st meeting between the Tigers and Commodores with Vanderbilt holding a 79-51 series lead.

The most recent history between the two has been almost even with the Commodores holding an 8-6 record in the last 14 games in the series.

The Commodores, who have defeated Auburn four straight times in Memorial Gym, lead 45-17 in Nashville and 32-13 in Memorial Gymnasium.

Vandy leads 32-29 in Auburn and 18-15 in Beard-Eaves-Memorial Coliseum, although the Tigers have won four of the last six games between the two in Auburn.

Auburn is 5-2 vs. Vanderbilt at neutral sites, all SEC Tournament games.

JEFF LEBO-VANDERBILT TIES



Auburn head coach Jeff Lebo spent one season (1992-93) as an assistant coach on Eddie Fogler's staff at Vanderbilt, and it was a year to remember. The Commodores went 28-6 (14-2 SEC) en route to the 1993 SEC Championship and a Sweet 16 appearance.

Lebo is 2-6 against Vanderbilt as a head coach, all at Auburn. He is 10-11 all-time against the Commodores. He went 1-1 as a player at North Carolina and 7-4 as an assistant.

As a player, his eighth-ranked Tar Heels won 89-77 in Chapel Hill as a senior in 1988-89, but as a junior, No. 1 North Carolina lost at Vanderbilt 78-76 the year before.

COMPARING STATS

( games only)

| |  |  |
|-----------------------------|-----------------------------------------------------------------------------------|------------------------------------------------------------------------------------|
| Scoring Offense | 69.2 | 83.0 |
| Scoring Defense | 78.2 | 76.7 |
| Scoring Margin..... | -9.0 | +6.3 |
| FG Pct..... | .420 | .512 |
| FG Pct. Defense | .498 | .474 |
| 3-pt. FG Pct. | .340 | .409 |
| 3-pt. FG Pct. Defense | .373 | .431 |
| Free Throw Pct. | .600 | .663 |
| Rebound Avg. | 33.5 | 36.3 |
| Opp. Rebound Avg..... | 36.2 | 30.0 |
| Rebound Margin | -2.7 | +6.3 |
| Turnovers Per Game | 14.5 | 11.7 |
| Opp. Turnovers | 14.8 | 13.0 |
| Turnover Margin..... | +0.3 | +1.3 |

JEFF LEBO-VANDERBILT TIES II

Auburn head coach Jeff Lebo and Vanderbilt assistant coach King Rice were teammates at North Carolina for one year in 1988-89 when Lebo was a senior and Rice a freshman.

The Tar Heels went 29-8 and advanced to the NCAA Tournament Sweet 16 while finishing second in the ACC with a 9-5 record.

JEFF LEBO vs. KEVIN STALLINGS

Auburn's Jeff Lebo is 2-6 against Vanderbilt's Kevin Stallings as a head coach. Lebo is 2-6 against the Commodores while Stallings is 8-5 vs. the Tigers.

LAST 2 SEC GAMES vs. 1st 2

There are stark differences between Auburn's last two SEC games in an 84-80 win at LSU and a 72-67 loss to No. 2 Kentucky and the opening two league games, an 80-71 loss to South Carolina and an 81-55 loss at No. 9 Tennessee.

Here is the comparison:

| | Last 2 | 1st 2 |
|--------------------|---------------|--------------|
| Record | 1-1 | 0-2 |
| PPG | 75.5 | 63.0 |
| Opp. PPG | 76.0 | 80.5 |
| Scoring Margin | -0.5 | -17.5 |
| FG% | .464 | .380 |
| Opp. FG% | .380 | .522 |
| 3FG% | .413 | .271 |
| Opp. 3FG% | .313 | .419 |
| Turnover Margin | +2.0 | -1.5 |
| Turnovers per Game | 11.5 | 17.5 |

REED IN LAST 6

DeWayne Reed has averaged 19.0 points and 5.0 assists in Auburn's last six games. He scored 21 points in only 27 minutes on 3-of-5 3-point shooting at LSU

LEBO'S LEDGER ...

- 23-year coaching and playing record of 488-254 (.658)
- 12-year head coaching record: 206-148 (.582)
- Dist. VII NABC Coach of the Year (2002)
- Three-time  Coach of the Year (2000, 2001, 2002)
- 2002 Tennessee Coach of the Year, Tennessee Sports Writers Assoc.
- Two  Quarterfinals (2002, 2009)
- Nine  Tournament appearances (5 as a coach, 4 as a player)
- Two  Championships (2001, 2002)
- Two SEC Championships (1993, 1997)
- Two  So-Con Championships (1991, 1992)
- Played with NBA's San Antonio Spurs (1989-90)
- All- 2nd-team (1988)
- All- Tournament (1987, 1989)
- Four-year record of 116-25 (.823) at North Carolina from 1985-89
- Two  Championships at North Carolina (1987, 1988)
- Two  Tournament Elite 8 appearances
- Two  Tournament Sweet 16 appearances
- Patterson Award recipient for the top student-athlete at North Carolina
- Member, 1987 U.S. Pan-Am team
- First-team All-American at Carlisle (Pa.) High School

after scoring 19 points in three consecutive SEC games vs. South Carolina, at No. 9 Tennessee and vs. No. 2 Kentucky.

For the season, Reed ranks seventh in the SEC averaging 16.5 points per game, fifth with 4.5 assists and 10th with 1.6 steals.

REED CLIMBING AUBURN SCORING CHART

Auburn senior DeWayne Reed has 1,223 career points to currently rank 20th all-time at Auburn. He needs 14 points to pass Darrell Lockhart and move into 19th and 20 points to pass Frank Tolbert for 18th.

Here is a listing of those directly in front of Reed:

- 15. Gary Redding (1972-76)..... 1334 pts
- 16. Doc Robinson (1996-2000) 1332 pts
- 17. Stan Pietkiewicz (1974-78)..... 1265 pts



- 18. Frank Tolbert (2004-08) 1242 pts
- 19. Darrell Lockhart (1979-83) 1236 pts
- 20. DeWayne Reed (2006-10) 1223 pts**
- 21. Wes Flanigan (1993-97) 1208 pts
- 22. Charles Barkley (1981-84) 1183 pts

LAST TIME OUT

Auburn 84, LSU 80

(Jan. 20, 2010, in Baton Rouge, La.)

DeWayne Reed scored 21 points while Frankie Sullivan added 15 and the go-ahead 3-pointer with 1:10 to go to give Auburn an 84-80 victory over LSU in the Maravich Assembly Center. Auburn held LSU scoreless for all but nine seconds in the final 3:29. After LSU took a 76-72 lead with 3:29 to play, Auburn scored 10 straight points to put the game away. LSU wouldn't score again until Dennis Harris' put-back with :09 left. With LSU up 76-75, Sullivan nailed the big trey from the right corner to give Auburn the lead for good at 78-76 with 1:10 left. Tasmin Mitchell, who totaled 38 points and 10 rebounds, pushed off on LSU's next possession for an offensive foul. Reed was then fouled by Bo Spencer and sank one free throw and missed the second, but freshman Earnest Ross came up with the biggest rebound of the game as Auburn then called time out with 30 seconds to go. Sullivan sank a pair of foul shots to put Auburn up 81-76 and to seal the win. After LSU scored the first six points to open the game, Auburn went on a 16-4 run to take a 16-10 lead on a Lucas

2009-10 SEC STANDINGS

| Western Division | | | SEC | ALL | Eastern Division | | | SEC | ALL |
|-------------------|-----|------|-----|-----|------------------|-----|------|-----|-----|
| Mississippi State | 3-0 | 15-3 | | | Kentucky | 3-0 | 18-0 | | |
| Ole Miss | 2-2 | 14-4 | | | Vanderbilt | 3-0 | 14-3 | | |
| Arkansas | 1-1 | 8-9 | | | Tennessee | 3-0 | 15-2 | | |
| Auburn | 1-3 | 10-9 | | | South Carolina | 2-2 | 11-7 | | |
| Alabama | 1-3 | 11-7 | | | Florida | 1-2 | 12-5 | | |
| LSU | 0-4 | 9-9 | | | Georgia | 0-3 | 8-8 | | |

-- through Jan. 20, 2010

TUESDAY'S GAMES-(Jan. 19)

Tennessee 63, Alabama 56 (Tuscaloosa)

WEDNESDAY'S GAMES-(Jan. 20)

Auburn 84, LSU 80 (Baton Rouge)

Ole Miss 66, South Carolina 57 (Oxford)

THURSDAY'S GAMES-(Jan. 21)

Florida at Arkansas (ESPN)

SATURDAY'S GAMES-(Jan. 23)

Auburn at Vanderbilt (SEC Network)

Mississippi State at Alabama (CBS)

Ole Miss at LSU (SEC Network)

Arkansas at Kentucky (SEC Network)

Tennessee at Georgia (FSN)

South Carolina at Florida (ESPN)

Hargrove 3-pointer with 13:38 left. Reed picked up his second foul 40 seconds later and went to the bench for the rest of the half. Freshman walk-on Josh Wallace played the remaining 13 minutes of the half and scored 4 points. Wallace had only played 6 total minutes in Auburn's previous three SEC games. Auburn led by as many as nine points at 27-18 with 8:42 left in the half on a pair of Hargrove free throws. Tasmin Mitchell scored 23 points in the first half alone on 9-of-12 shooting as LSU came back to take a 47-45 halftime lead. LSU stretched its halftime lead to 60-53 but Auburn scored 10 straight points, six on back-to-back 23-

Auburn in Beard-Eaves-Memorial Coliseum. Rasheem Barrett scored a career-high 29 points for Auburn, who only had the services of leading scorer DeWayne Reed for three minutes. Reed who led the Tigers with 14.0 points, 3.9 assists and was third in the SEC with 2.1 steals per game coming into the game, had arrived late to the Coliseum pregame and was held out of the starting lineup. He checked into the game with 10:58 to go in the first half before being pulled three minutes later. Both teams shot better from the field than the free throw line as Vanderbilt outshot Auburn 60.9 percent to 50 percent from the field, 58.8 percent to 42.9 percent from 3-point range and 51.6 percent to 46.7 percent from the foul line. The Commodores were shooting 25 percent from 3-point range in SEC play entering the game. Back-to-back Lucas Hargrove 3-pointers enabled Auburn to tie the score at 70 with 3:15 to play but two-straight 3-pointers by Jermaine Beal put Vanderbilt up for good at 76-70 with 1:51 remaining. The Tigers closed to 77-75 on another Hargrove trey with 1:09 left but Auburn wouldn't score again. Hargrove missed a jumper, Barrett missed a 3-pointer and Quantez Robertson missed all four free throw attempts. Vanderbilt raced out to a 16-5 lead almost six minutes in and stretched it to 13 points twice, the last at 38-25 with 3:44 left in the half. Auburn outscored Vanderbilt 11-3 to trail only 41-36 at the half despite allowing the Commodores to shoot 57.7 percent (15-of-26) from the field and 50 percent (5-of-10) from 3-point range. After Auburn closed to within two, Brad Tinsley answered with a 3-pointer to put Vandy up 80-75 with 36

AUBURN TIGERS ROSTER

- 1 Andre Malone G 6-5 210 Fr. Atlanta, GA (South Atlanta)
- 4 Lucas Hargrove F 6-6 218 Sr. Pontiac, SC (Richland Northeast)
- 5 Ty Armstrong F 6-9 220 Fr. Melbourne, FL (Florida Air Academy)
- 10 Larry Williams Jr.* G 6-3 168 Jr. Birmingham, AL (Altamont)
- 11 Josh Wallace* G 5-10 160 Fr. Pensacola, FL (Booker T. Washington)
- 12 DeWayne Reed G 6-1 175 Sr. Houston, TX (Wheatley)
- 15 Tony Neysmith G 6-5 205 So. Norcross, GA (Oklahoma)
- 20 Frankie Sullivan G 6-1 195 So. Uniontown, AL (R.C. Hatch)
- 22 Kenny Gabriel F 6-8 190 So. Charlotte, NC (Paris, TX, JC)
- 24 Tay Waller G 6-2 193 Sr. Manchester, GA (Okaloosa-Walton)
- 25 Jake Drum* F 6-5 215 So. Hoover, AL (Spain Park)
- 30 Brendon Knox C 6-10 238 Sr. Georgetown, SC (Spartanburg Meth.)
- 33 Earnest Ross G 6-5 215 Fr. Cary, NC (Panther Creek)
- 34 Johnnie Lett F 6-8 210 Sr. Mobile, AL (Okaloosa-Walton Coll.)
- 41 Rob Chubb C 6-10 222 Fr. Peachtree City, GA (Montverde Acad., FL)
- 44 Dylan Spencer* G 6-4 190 Fr. Birmingham, AL (Vestavia Hills)

Head Coach: Jeff Lebo (North Carolina '89) * walk-on

Asst. Coaches: Ken Potosnak (Randolph-Macon '90), Bryan Bartley (Upsala College '89), Tim Craft (Florida '00)

Senior Asst. to the Head Coach: Dave Lebo (Elizabethtown College '66)

Dir. of Basketball Operations: Randall Malone (Tennessee Tech '01)

Athletic Trainer: Jarod Grace (Auburn '99)

PRONUNCIATION CHART

- Jeff and Dave Lebo Lee - bo
- Tony Neysmith Nay - smith
- Ken Potosnak POE - Toz - Nack

foot 3-pointers from Reed, to regain the lead at 63-60 with 11:42 left. LSU answered with eight straight points for a 68-63 edge with nine minutes remaining.

LAST TIME vs. VANDERBILT Vanderbilt 82, Auburn 75 (Jan. 31, 2009, in Auburn, Ala.)

Jermaine Beal scored a career-high 21 points by making a career-high seven 3-pointers in eight attempts to lead Vanderbilt to an 82-75 victory over



seconds to go in the game. Storm Warren added 17 points and 11 rebounds for LSU.

LAST TIME OUT

#18 Vanderbilt 78, Auburn 71 (Feb. 2, 2008, in Nashville, Tenn.)

Nursing a tender right ankle, Frank Tolbert scored a career-high 32 points, including 26 in the second half, as Auburn rallied but fell short in a 78-71 loss to No. 18 Vanderbilt in Memorial Gymnasium. The Tigers fell behind by 14 points at 26-12 with 4:56 left in the first half. Jermaine Beal beat the buzzer with a heave just inside of midcourt to give the Commodores a 37-25 halftime lead. Auburn shot 23 percent in the first half before shooting 56 percent in the second half. Tolbert scored 11 of Auburn's first 13 points of the second half as the Tigers closed to within 42-40 on a Quan Prowell reverse layup with 14:23 to play. Tolbert made a pair of free throws that brought Auburn to within 63-62 with 6:34 left. A Beal 3-pointer, a Beal steal and layup and another Beal steal and jumper pushed the lead back to

MISCELLANEOUS STATS

AUBURN'S RECORD WHEN: STARTING LINEUPS

(Hargrove, Lett, Reed, Sullivan, Ross) 3-1
 (Hargrove, Lett, Reed, Sullivan, Waller)..... 6-6
 (Hargrove, Knox, Reed, Sullivan, Ross) 1-2

AUBURN'S RECORD WHEN ... STARTS:

Johnnie Lett 9-7 (.563)
 Earnest Ross 4-3 (.571)
 Lucas Hargrove 10-9 (.526)
 DeWayne Reed 10-9 (.526)
 Frankie Sullivan 10-9 (.526)
 Tay Waller 6-6 (.500)
 Brendon Knox 1-2 (.333)

When Auburn leads at the half 7-0
 When opponent leads at the half 2-9
 When it is tied at the half 1-0
 When Auburn leads with 5 minutes left 8-1
 When opp. leads with 5 minutes left 2-8
 When Auburn leads with 1 minute left 9-1
 When opp. leads with 1 minute left 1-8
 When Auburn leads with 15 seconds left 8-0
 When opp. leads with 15 seconds left 2-8
 When tied with 15 seconds left 0-1
 When Auburn outrebounds opponent 7-1
 When opponent outrebounds Auburn 3-8
 When rebounds are the same 0-0
 When AU shoots 50% or better from floor 6-2
 When AU shoots less than 50% from floor 4-7
 When opp. shoots 50% or better from floor 0-5
 When opp. shoots less than 50% from floor 10-4
 When AU fg% higher than opponents 8-1
 When AU fg% less than opponents 2-8
 When AU 3fg% higher than opponents 4-2
 When AU 3fg% less than opponents 6-7

2009-10 INDIVIDUAL HIGHS

POINTS

AU: 24, Reed v. Niagara, IUPUI/Hargrove at Mo. St.
 Opp.: 38, Tasmin Mitchell, at LSU

FIELD GOALS MADE

AU: 10, Lucas Hargrove at Alabama A&M
 Opp.: 15, Tasmin Mitchell, at LSU

FIELD GOALS ATTEMPTED

AU: 25, DeWayne Reed vs. #2 Kentucky
 Opp.: 23, Devan Downey, South Carolina

3-POINTERS MADE

AU: 6, Frankie Sullivan vs. NC State
 Opp.: 7, Brandon Hazzard, Troy

3-POINTERS ATTEMPTED

AU: 12, Tay Waller at Florida State
 Opp.: 13, Corey Allmond, Sam Houston St.

FREE THROWS MADE

AU: 10, Frankie Sullivan vs. UCF
 Opp.: 9, Storm Warren, at LSU

FREE THROWS ATTEMPTED

AU: 14, Frankie Sullivan vs. UCF
 Opp.: 11, Storm Warren, at LSU

REBOUNDS

AU: 13, Hargrove at Ala. A&M/Chas. So.
 Opp.: 15, Tracy Smith, vs. NC State

ASSISTS

AU: 8, DeWayne Reed vs. South Carolina
 Opp.: 10, Ashton Mitchell, Sam Houston St.

TURNOVERS

AU: 7, DeWayne Reed at Missouri State
 Opp.: 9, Willie Powers, Georgia Southern

BLOCKS

AU: 3, Knox vs. NC State/Hargrove v. Ala. St.
 Opp.: 4, S. Muldrow, So. Carolina/D. Cousins, UK

STEALS

AU: 6, Reed at Ala. A&M/Sullivan v. Chas. So.
 Opp.: 6, Wayne Chism, at #9 Tennessee

2009-10 AUBURN INDIVIDUAL SEASON HIGHS

| | Points | Rebounds | Assists/ *Blocks/ ^Steals |
|--------------------|----------------------|------------------------------|-------------------------------|
| Ty Armstrong | 8 at Alabama A&M | 12 at Alabama A&M | 2 vs. Georgia Southern |
| Rob Chubb | 4 vs. High Point | 8 vs. High Point | 2^ vs. Georgia Southern |
| Jake Drum | 3 at Alabama A&M | 1 v. High Point/at Ala. A&M | .0 |
| Kenny Gabriel | 8 vs. Alabama State | 6 VS. West Georgia | 1^ vs. Niagara |
| Lucas Hargrove | 24 at Missouri State | 13 at Ala. A&M/Chas. So. | 6 vs. IUPUI |
| Brendon Knox | 22 vs. So. Carolina | 11 vs. Georgia Southern | 3* vs. NC State |
| Johnnie Lett | 7 vs. West Georgia | 6 vs. NC State/Troy/Ala. St. | 2 vs. #2 Kentucky |
| Andre Malone | 10 at Alabama A&M | 9 vs. #2 Kentucky | 2 vs. Niagara |
| Tony Neysmith | 2 at Florida State | 2 vs. IUPUI/at Alabama A&M | 3 vs. Alabama State |
| DeWayne Reed | 24 v. Niagara/IUPUI | 8 vs. NC State | 7 v. Troy, UVa/6^ at Ala. A&M |
| Frankie Sullivan | 22 vs. UCF | 9 at Florida State | 6 vs. West Georgia |
| Josh Wallace | 5 vs. Sam Houston | 2 vs. High Point | 4 at Alabama A&M |
| Tay Waller | 18 vs. Sam Houston | 7 at #9 Tennessee | 3 vs. Alabama State |
| Larry Williams Jr. | 3, four times | 1, three games | 0 |

* Bold if career-high

70-62 with five minutes remaining. A.J. Ogilvy led Vanderbilt with 19 points, Alex Gordon added 17 and Shan Foster 16.

QUOTING JEFF LEBO (On Vanderbilt being one of the best teams in the SEC)

"They didn't get the hype maybe from the media, but from the coaches in the league, we all knew that they were going to be a very good basketball team. They had them all back from last year, and had a kid sitting out, Walker, who is a good player. They have a great shooter in Jenkins, who they signed. If you talk to the coaches, we all knew they were going to be pretty good and one of the top teams in the league.

"They have a little bit of everything. They have size. They have good guard play. They can shoot the ball from the perimeter. They can defend. They have depth. They are well-coached. It is not

hard for us as coaches. We knew. They are sitting there at 14-3 right now and undefeated in the league."

(On Auburn's confidence after the road win at LSU)

"It was good to see them with some smiles on their faces. It was good that we made plays at the end of the game to get over the hump to win a game on the road. It is always nice to do that on the road. I don't care who you are playing on the road, let alone a league game. I thought we got nice contributions from everybody, and everybody felt good after the game because they all felt like they had something to do with the win."

(Does it help when you have people scoring from multiple positions?)

"Our balance was good. We spread our shot attempts well. Offensively, really the last three halves, we have been really solid



and really efficient offensively. I have been very pleased the last three halves with the last half against Kentucky and the entire game (at LSU). Offensively, we got good looks. We got the court spread. We shot the ball well and passed the ball well. We didn't turn the ball over. Offensively, I was very pleased. I have been very pleased the last three halves. It is very hard to guard when you have good balance.

"I think Vanderbilt is a team that has that kind of balance also. They can score from a lot of different areas. They have four guys averaging between 14 and 11 points a game. To me, they are the hardest teams to prepare for when you have that kind of balance. They can score inside. They can score on the perimeter. They have drivers. They have shooters. They have back to the basket guys. From their standpoint, they are very tough to prepare for. I like what we are doing here offensively, at least the last three halves in getting nice production from just about everybody on the floor."

(On Earnest Ross' defense on LSU's Tasmin Mitchell)

"Earnest is physical. He can move his feet. Earnest was just physical and wrestled with him better than anybody else and not let him get position and not let him catch the basketball the last seven minutes of the game pretty easy. He is a good defensive guy. He gambles a little too much and reaches a little bit too much, but defensively, I think that is his best asset and rebounding."

(On Auburn's maturation)

"We shot the ball well. We scored from a lot of different positions. I thought Josh Wallace did a very nice job coming in. Your looking at a redshirt freshman walk-on playing on the road in the SEC, and he scored a couple of baskets and ran our team very well. He didn't get hurt defensively too much. When the ball goes in the basket, you look like a great offensive coach. When you miss those same shots, you look like you don't know what you are doing. That is just the way it is."

(On being friends with Vanderbilt assistant coach and former North Carolina teammate King Rice)

"King is one of my good friends and obviously one of my former teammates. I can't tell you any of the good stories. I don't know if he has an edge, but he

certainly knows me and knows some of the North Carolina things that we do. We don't do all those things. He is going to be a fine head coach when he gets that opportunity. He is working for a great coach in Kevin Stallings. He is a hard worker. It is nice to see him doing well there at Vanderbilt. He is a great guy. You hate playing against your buddies. I took care of him for a couple of years when I was at Carolina. He should have fond memories of me."

PLAYER NOTES

SPEED REED

Senior DeWayne Reed ranks seventh in the SEC averaging 16.5 points, ranks fifth with 4.5 assists and 10th with 1.6 steals.

Reed is averaging 19.0 points and 5.0 assists in Auburn's last six games.

He scored 21 points in only 27 minutes in the win at LSU after scoring 19 points each in his first three SEC games vs. South Carolina, at No. 9 Tennessee and vs. No. 2 Kentucky.

He scored a career-high 24 points in the comeback win vs. Niagara and scored eight straight points to begin Auburn's amazing 11-0 game-ending run.

He also tied his career-high with 24 points in the 80-65 win over IUPUI while also making 7-of-8 free throws.

Reed scored a team-high 18 points in the 68-67 win over Virginia and scored all 17 of his points in the final 20:01 in the loss to Florida State after playing only nine first half minutes after being saddled with foul trouble.

FORT KNOX

Brendon Knox totaled 10 points, six rebounds and three assists in 27 minutes off the bench in the win at LSU on Jan. 20.

The Georgetown, S.C., native had back-to-back career-high games with 22 points on 9-of-11 shooting vs. South Carolina. He recorded the first double-double of his career with a then career-high tying 18 points and a career-high 11 rebounds vs. Georgia Southern on Jan. 2. He went 7-of-9 from the field.

He scored a career-high 18 points on 7-of-9 shooting from the field in 25 minutes vs. Alabama State and 11 points on 4-of-5 shooting from the field vs. Charleston Southern.

He made the first game-winning shot

2009-10 TIGER STAT LEADERS

Double-figure scoring games (69)

DeWayne Reed 16
Frankie Sullivan 16
Lucas Hargrove 15
Tay Waller 10
Brendon Knox 8
Earnest Ross 2
Andre Malone 2
Opponents 63

30-point scoring games (0)

Opponents 3

20-point scoring games (11)

Frankie Sullivan 3
Lucas Hargrove 3
DeWayne Reed 4
Brendon Knox 1
Opponents 20

Double-figure rebounding games (6)

Lucas Hargrove 4
Ty Armstrong 1, Brendon Knox 1
Opponents 8

Double-Doubles (5)

Lucas Hargrove 4
Brendon Knox 1
Opponents 8

Games leading AU in scoring

DeWayne Reed 9
Lucas Hargrove 5
Frankie Sullivan 4
Brendon Knox 3

Games leading AU in rebounding

Lucas Hargrove 10
Frankie Sullivan 3
Brendon Knox 3
DeWayne Reed 2, Earnest Ross 2
Johnnie Lett 1, Kenny Gabriel 1, Andre Malone 1

Charges Taken (15)

Johnnie Lett 4, Tay Waller 3
Frankie Sullivan 1, DeWayne Reed 1
Lucas Hargrove 1, Tony Neysmith 1,
Earnest Ross 1, Brendon Knox 1, Larry Williams 1, Josh Wallace 1

Floor Burns (69)

Frankie Sullivan 16
DeWayne Reed 7
Earnest Ross 7
Lucas Hargrove 6
Brendon Knox 5, Tay Waller 5,
Johnnie Lett 5, Kenny Gabriel 4
Andre Malone 4, Tony Neysmith 3,
Ty Armstrong 2, Josh Wallace 1,
Rob Chubb 1, Larry Williams 1

Dunks (43)

Brendon Knox 17
Lucas Hargrove 11
DeWayne Reed 7
Ty Armstrong 3
Frankie Sullivan 2
Tay Waller 1
Kenny Gabriel 1, Earnest Ross 1
Andre Malone 1



of his lifetime as he put back a DeWayne Reed missed shot with 1.4 seconds left to give Auburn a thrilling 68-67 victory over Virginia on Dec. 7. Knox totaled 11 points and six rebounds vs. the Cavaliers.

T(R)AY WALLER

Tay Waller is averaging 11.7 points and shooting 38.4 percent (33-of-86) from 3-point range this year.

Waller scored 14 points on 3-of-8 3-point shooting in the win at LSU on Jan. 20.

After missing Auburn's first six games with an injured quad, Tay Waller scored 13 points in 17 minutes in his first game of the season at Alabama A&M on Dec. 1. He went 3-of-4 from 3-point range.

Waller made his first start of the season in the Tigers' next game vs. Troy.

Last season, he ranked second in the SEC making 100 three-pointers and was third in the league shooting 36.8 percent from 3-point range.

FRANKIE GOES HOLLYWOOD

Frankie Sullivan has averaged 14.3 points and 2.2 steals in Auburn's last six games while shooting 48.5 percent (16-of-33) from 3-point range.

For the season, he ranks third in the SEC averaging 2.0 steals per game and is fourth in the league shooting 84.7 percent from the free throw line.

He has had 15 points in each of Auburn's last two games vs. No. 2 Kentucky and at LSU while shooting 67 percent (6-of-9) from 3-point range.

The Uniontown, Ala., native totaled 17 points and a career-high nine rebounds in Auburn's 76-72 loss at Florida State. He went 3-of-6 from 3-point range.

FREE THROW FRANKIE

Auburn sophomore Frankie Sullivan made 27 straight free throws to open the season, the longest such recorded streak at Auburn.

His streak came to an end at Alabama A&M as he missed the first of a pair of technical free throws in Auburn's seventh game of the season on Dec. 1.

Sullivan ranks fourth in the SEC in free throw shooting at 84.7 percent (50-of-59). He has missed three straight free throws.

E PLAYS D

Auburn freshman Earnest Ross grabbed a huge offensive rebound off a DeWayne

Reed missed free throw with :30 to play and Auburn holding a 79-76 lead at LSU to give Auburn another possession.

Ross became a defensive specialist as he came in to slow down LSU's Tasmin Mitchell, who had 31 points in the first 24 plus minutes of the game. Mitchell finished with only seven points in the final 16 minutes of the contest as Auburn pulled out an 84-80 win on Jan. 20.

DR. DRE

Auburn freshman Andre Malone totaled six points, a career-high nine rebounds and a career-high three steals vs. No. 2 Kentucky. He had combined for only three points and four rebounds in Auburn's three games prior.

MOST EXPERIENCED STARTER

Senior DeWayne Reed is Auburn's most experienced starter with 87 starts in three years. Senior Tay Waller is second on the list, and he is in just his second year for the Tigers.

Here is a list of starts for the current Tigers heading into the 2009-10 season:

- 1. DeWayne Reed..... 87
- 2. Tay Waller 47
- 3. Lucas Hargrove 38
- 4. Johnnie Lett 24
- 5. Frankie Sullivan 20
- 6. Earnest Ross 7
- 7. Brendon Knox 3

SEASON NOTES

GRADUATING TIGERS

Former Tigers Rasheem Barrett and Quantez Robertson graduated from Auburn University on Dec. 18. Their classmate, Korvotney Barber, graduated this past August. Both Barrett and Robertson are playing professionally in Germany while Barber is playing pro in Belgium.

Barrett earned his degree in public administration while Robertson earned his in sociology.

This continues a trend of all Auburn players who stayed four years under coach Jeff Lebo having graduated.

Seniors Lucas Hargrove and DeWayne Reed and junior Larry Williams are each on track to graduate following the upcoming spring semester.

CLOSE CALLS

Seven of Auburn's games this season

have been decided by five points or less and the Tigers are 3-4 in those. The Tigers defeated Niagara 69-65, Virginia 68-67 and won at LSU 84-80 while losing at Florida State 76-72, to NC State 60-58, Troy 81-77 and to No. 2 Kentucky 72-67.

When trailing with 15 seconds remaining, Auburn defeated Niagara and Virginia. When tied with 15 seconds remaining, Auburn lost to NC State.

The Tigers took the lead on Virginia with 1.4 seconds left and Niagara with 12 seconds left. NC State broke the tie with Auburn with 1.3 seconds to go.

11-0 IN FINAL 89 SECONDS

Trailing 65-58 to Niagara with 1:30 to play in its season opener, Auburn closed with an incredible 11-0 run in the final 89 seconds for a 69-65 victory.

During the span, Reed made a conventional 3-point play with 1:29 left, stole a pass and dunked it on the other end with 52 seconds to go and then had another conventional 3-point play to close out the run.

Lucas Hargrove set up the go ahead basket with a huge game-saving block of Rob Garrison's layup with two seconds remaining.

"EASY E" 1ST FROSH TO START SEASON OPENER SINCE 2005

Earnest Ross became the first Auburn freshman to start a season opener since Quantez Robertson, Josh Dollard and Joey Cameron started the 2005-06 season opener vs. Lipscomb.

Ross started Auburn's first seven games in place of then injured senior guard Tay Waller.

REED PRESEASON ALL-SEC 2nd TEAM SELECTION

Senior DeWayne Reed was a pre-season All-SEC second team selection by both the SEC Coaches and by the media panel at SEC Basketball Media Day.

Reed averaged 13.2 points and 3.7 assists, 2.6 rebounds and 1.9 steals as a junior last year helping lead the Tigers to a 24-12 record (10-6 SEC). The Houston, Texas, native ranked third in the SEC in steals, sixth in assists and 17th in scoring. He averaged 16.0 points in three NIT games, helping Auburn advance to the quarterfinals.



**LIVE NEW ARENA CONSTRUCTION
WEB CAM**

mms://athwms.auburn.edu/arenacam

**NEW AUBURN ARENA OPENS NEXT
SEASON**

The official groundbreaking of the new \$92.5 million Auburn basketball arena and practice facility was on Aug. 29, 2008, and the arena is ahead of schedule and is on track to be finished this July prior to the start of the 2010-11 season.

The Auburn Arena, with an approximate capacity near 9,000, will include over 29,000 square feet of student-athlete space, a two-court practice facility, coaches offices, the Auburn University Athletic Ticket Office, an AU Team Store, the relocated Lovelace Museum, two food courts along with many other amenities.

360 Architecture of Kansas City, Mo., has been working with Davis Architects of Birmingham on the design of the arena. The firm of Robins & Morton of Birmingham will serve as construction manager. The 243,792 square foot facility will be built on campus north and west of the existing Beard-Eaves-Memorial Coliseum on Roosevelt Drive, across the street from the Student Activities Center parking lot.

The new arena will feature chair back seats along with bleacher seating for students. The building also will provide improved facilities for the student-athletes, including men's and women's locker room suites with sports medicine facilities, lounges and team meeting rooms. Along with a strength and conditioning center, a two-court practice facility will enable the men's and women's teams to practice simultaneously and while the arena is in use for other purposes.

The arena will have 12 luxury suites on the arena level that will not only open inside the facility, but will also open on the outside of the arena for multiple entertaining opportunities throughout the year. Loge box seating will also be available as well as on-site food preparation.

The seating configuration will offer better sight lines and will move fans closer to the court. The furthest seat will be just 43 feet in elevation from courtside, compared to 60 feet in elevation at Beard-Eaves, with two-thirds of the seats in the new facility being less than 27 feet in elevation from courtside.

The scoreboard will feature a high-definition video board with full mes-

sage/information center technology. For the student fan amenities, there will be a private entrance, a private courtside commons and food court and courtside seating that permits standing with unobstructed views.

The new facility will serve as more than a sports complex. With over 12,000 square feet of banquet/entertainment space, its design affords ready adaptation into a site for concerts, other cultural events, convocations and other community gatherings. On-campus student housing is being constructed adjacent to the new arena creating a unique "student village" experience.

Beard-Eaves-Memorial Coliseum is entering its 41st year of service to the University, while the new arena will be Auburn's fifth home arena in the 104 years of basketball. The Tigers other arenas have been The Gymnasium (1906-16), Alumni Gym (1916-48) and the Sports Arena (1948-69).

360 Architecture has been selected to design the new Oakland A's stadium and has designed the Miami Heat's American Airlines Arena, NHL's Columbus Blue Jackets' Nationwide Arena, the University of Missouri's Mizzou Arena and the Sprint Center in Kansas City, Mo.

2009 FALL SIGNEES

- **Shawn Kemp, 6-10, 215, C
Canton, Ga. (Hargrave Military Academy)**

Kemp attends Hargrave Military Academy this year where he scored 21 points, making 9-of-12 shots from the field in a recent scrimmage against prep school power Oak Hill Academy. Playing his high school basketball at Cherokee County High in Powder Springs, Ga., he is the son of former NBA All-Star Shawn Kemp. He averaged 12 points and 8 rebounds and had 78 blocks as a senior for Cherokee County in 2008-09.

- **Heath Houston, 6-7, 225, F
Powder Springs, Ga. (Hillgrove)**

Houston is a four-year starter at Hillgrove High and is a face-up power forward with 20-foot range. He plans to major in aerospace engineering.

- **Jalen Steele, 6-2, 180, G
Knoxville, Tenn. (Fulton)**

Steele averaged 21 points, 7 rebounds and almost 5 assists per game as a junior last year in leading Knoxville Fulton High to back-to-back state championships as

he was named the Class 2A State Tournament MVP in 2009. Steele, who made 100 three-pointers last season, has led Fulton to a 58-8 record as a sophomore and a junior.

- **Anthony Salter, 5-11, G
Tallahassee, Fla. (Iowa Western CC)**

Salter was ranked as the No. 3 overall junior college player in the country by Rivals' JUCO Junction on Nov. 12. He was an All-Region selection last year as a freshman at Iowa Western CC in Council Bluffs, Iowa, where he averaged 15.4 points and 3.8 assists while shooting 48 percent from the field. He was a Class 4A All-State selection at Tallahassee (Fla.) Rickards High after averaging 19 points, 6 assists and 4 rebounds per game as a senior in 2007-08.

- **Allen Payne, 6-6, 205, F
Cincinnati, Ohio (Winton Woods)**

Payne averaged 15 points and 8 rebounds at Cincinnati's Winton Woods High School as a junior last year.

- **Adrian Forbes, 6-8, 230, F
Spanish Town, Jamaica (Trinity Valley CC)**

Forbes, who was ranked as the No. 10 overall junior college player in the country by Rivals' JUCO Junction on Nov. 12, averaged 6.3 points and 5.4 rebounds last season as a freshman at Trinity Valley CC in Athens, Texas. He also played for the Jamaican National Team over the summer.

TIGERS IN BEMC

In its 42nd and final year of play in Beard-Eaves-Memorial Coliseum, Auburn boasts a 301-119 record (.717) over the past 27 seasons.

Overall, the Tigers are 388-181 (.682) since their first season in the Coliseum in 1968-69. Only five times in the 42-year history of the arena has Auburn experienced a losing record at home. The Tigers are 7-4 at home this season.

AUBURN TRIPLE-DOUBLES?

Never in the 103 seasons and 2,265 games of Auburn Basketball (1213-1051-1) (.536) has a Tiger recorded a coveted triple-double.

OVERTIME RECORD

Auburn has a 44-43 (.506) record in overtime games in its history. The Tigers last overtime game was a 60-59 loss to



Dayton in the Chicago Invitational on Nov. 28, 2008. Auburn has not played an overtime game this year.

WHAT'S NEXT? 

Auburn comes home to play host to No. 22 Ole Miss (14-4, 2-2) on Thursday at 8 pm Central in Beard-Eaves-Memorial Coliseum. The game will be televised on ESPNU. The Rebels, who defeated South Carolina 66-57 on Wednesday in Oxford, play at LSU Saturday at 12:47 pm Central. The Rebels have one of the top backcourts in the country with Chris Warren and Terrico White averaging a combined 32.5 points. Warren ranks sixth in the SEC averaging 16.6 points per game, is third shooting 40.0 percent from 3-point range and is ninth in the league with 3.5 assists. White ranks ninth in the SEC averaging 15.9 points. Ole Miss is second in the SEC with 8.7 3-pointers made per game while Auburn is third at 8.2. The Rebels rank third in the SEC with a +3.3 turnover margin.



AUBURN TIGERS BIO SKETCHES

1 ANDRE MALONE

| PPG | RPG | FG% | 3FG% | FT% |
|-----|-----|------|------|------|
| 3.7 | 2.6 | .342 | .217 | .538 |

- 6 pts, car-hi 9 reb, 3 stl, 24 min v. #2 UK
- 11 pts (3-3 3fgs), 4 reb vs. Georgia So.
- 10 pts, 3 reb at Alabama A&M
- 8 pts, 2 reb in 24 min vs. Niagara
- 8 pts, 3 reb, 1 ast, 19 min vs. Alabama St.
- 7 pts, 4 reb in 10 min vs. Troy
- 1st team Class AAA All-State 3 straight yrs
- 19th best shooting guard in USA bv Rivals

Career/Season-Highs

- pts:** 11 vs. Georgia Southern (1-2-10)
reb: 9 vs. #2 Kentucky (1-16-10)
ast: 2 vs. Sam Houston State (12-20-09)

4 LUCAS HARGROVE

| PPG | RPG | FG% | 3FG% | FT% |
|------|-----|------|------|------|
| 12.9 | 7.1 | .500 | .254 | .696 |

- ranked 9th in SEC shooting 50.0% fgs
- 24 pts (3-8 3s), 6 rb, 4 ast, 2 stl at Missouri St.
- 22 pts (10-12 fgs), car-hi 13 reb at Ala. A&M
- 20 pts, 13 reb, 4 ast vs. Charleston So.
- 17 pts, car-hi 12 reb, 3 stl vs. High Point
- 14 pts (5-10 fgs), 6 reb at LSU
- 14 pts, 4 reb, 3 blk, 3 stl, 3 ast v. Ala. State
- 13 pts, 6 reb, 2 ast, 23 min at Florida State
- 12 pts, 9 reb, 4 ast, 2 stl vs. Troy
- 13 pts, 9 reb vs. Virginia
- 12 pts, 12 reb, 4 ast vs. South Carolina
- Game-saving blk with :02 left in Niagara win

Career-Highs

- pts:** 28 vs. Alabama (2-24-08)
reb: 13 at Alabama A&M (12-1-09)
ast: 6 vs. IUPUI (11-21-09)

Season-Highs

- pts:** 24 at Missouri State (11-16-09)
reb: 13 at Ala. A&M (12-1-09)/Chas. So. (12-29-09)
stl: 6 vs. IUPUI (11-21-09)

5 TY ARMSTRONG

| PPG | RPG | APG | FG% | FT% |
|-----|-----|-----|------|------|
| 2.1 | 1.7 | 0.2 | .484 | .438 |

- 8 pts, 12 reb (10 offensive) at Ala. A&M
- 7 pts, 2 reb, 1 blk in 7 min vs. Chas. So.
- 6 pts, 2 reb in 11 min vs. West Georgia
- 4 pts, 3 reb in 7 min vs. Niagara

Career/Season-Highs

- pts:** 8 at Alabama A&M (12-1-09)
reb: 12 at Alabama A&M (12-1-09)
ast: 2 vs. Georgia Southern (1-2-10)

10 LARRY WILLIAMS JR

| PPG | RPG | FG% | 3FG% | FT% |
|-----|-----|------|------|------|
| 2.1 | 0.4 | .455 | .400 | .200 |

- 3 pts vs. UCF, Sam Houston State, AL A&M

11 JOSH WALLACE

| PPG | APG | FG% | 3FG% | FT% |
|-----|-----|------|------|------|
| 1.6 | 1.2 | .429 | .000 | .600 |

- 4 pts, 1 reb, 13 min at LSU
- 5 pts, 2 ast, 1 stl vs. Sam Houston State
- 2 pts, 4 ast at Ala. A&M/5 pts vs. Ala. State

12 DeWAYNE REED

| PPG | APG | FG% | 3FG% | FT% |
|------|-----|------|------|------|
| 16.5 | 4.5 | .401 | .341 | .656 |

- 5th SEC 4.5 apg; 7th, 16.5 ppg; 10th, 1.7 spg
- avg. 19.0 ppg, 5.0 apg last 6 games
- car-hi 24 pts, 8-0 run at end of gm in come-from-behind win vs. Niagara
- car-hi 24 pts, 4 ast vs. IUPUI

- 21 pts (3-5 3s), 27 min at LSU
- 19 pts, 6 ast, 2 stl, 40 min vs. #2 Kentucky
- 20 pts (4-6 3s), 6 ast vs. West Georgia
- 19 pts, 8 ast vs. South Carolina; 19 pts at UT
- 18 pts (3-5 3s), 7 ast, 5 reb vs. Virginia
- 17 pts (3-7 3s), 5 ast, 29 min at Florida St.
- 19 pts, 5 ast vs. Sam Houston State
- 18 pts, 7 ast, 4 reb vs. Troy
- Preseason All-SEC 2nd team selection

Career-Highs

- pts:** 24 v. Niagara (11-13-09)/IUPUI (11-21-09)
reb: 8 vs. NC State (11-22-09)
ast: 9 v. Vandy (3-13-08)/Nicholls St. (11-28-06)
stl: 6 at Alabama A&M (12-1-09)

Season-Highs

- pts:** 24 vs. Niagara (11-13-09)
reb: 8 vs. NC State (11-22-09)
ast: 8 vs. South Carolina (1-9-10)

15 TONY NEYSMITH

| PPG | RPG | FG% | 3FG% | FT% |
|-----|-----|------|------|------|
| 0.2 | 0.9 | .200 | .000 | .250 |

- 2 pts, 1 reb, 1 ast in 6 min at Florida State
- 1 pt, 1 reb, 3 stl vs. High Point
- sat out last year as a redshirt transfer from Oklahoma

20 FRANKIE SULLIVAN

| PPG | RPG | FG% | 3FG% | FT% |
|------|-----|------|------|------|
| 13.8 | 3.8 | .462 | .415 | .847 |

- made 1st 27 free throws att. this yr, longest record Auburn consecutive made record
- 4th SEC in free throw pct. (50-of-59, .847)
- 22 pts (10-10 fts) vs. UCF
- 21 pts (6-11 3fgs), 4 ast, 2 blk vs. NC State
- 20 pts (4-5 3fgs) vs. IUPUI
- 17 pts (3-6 3s), car-hi 9 reb at Florida State
- 17 pts, car-hi 6 ast vs. West Georgia
- 16 pts (4-9 3s), 4 ast, 3 stl vs. Troy
- 15 pts (4-5 3s) v. Ga. Southern/14 at #9 UT
- 15 pts v. #2 UK & at LSU (6-9 3s combined)
- 12 pts (4-9 3s), 5 reb vs. Virginia

Career-Highs

- pts:** 23 at Xavier (12-3-08)
reb: 9 at Florida State (12-17-09)
stl: 6 at #14 Xavier (12-3-08)/Chas. So. (12-29-09)
ast: 6 vs. West Georgia (1-2-10)
3FGs made: 6 vs. NC State (11-22-09)
FTs made straight: 27 to start 2009-10

Season-Highs

- pts:** 22 vs. UCF (11-20-09)
reb: 9 at Florida State (12-17-09)
ast: 6 vs. West Georgia (1-2-10)

22 KENNY GABRIEL

| PPG | RPG | FG% | 3FG% | FT% |
|-----|-----|------|------|------|
| 2.8 | 1.5 | .382 | .304 | .667 |

- sprain ankle in 3 min v. UK, missed LSU gm
- 8 pts (2-3 3s), 12 min vs. Alabama State
- missed 5 games with injury Nov. 20-Dec. 1
- 6 pts, 6 reb in 13 min vs. West Georgia
- 5 pts, 2 reb, 1 stl in 13 min vs. Niagara
- 3 pts (1-1 3s), 3 min, sprain ankle v. #2 UK

Career/Season-Highs

- pts:** 6 vs. West Georgia (1-2-10)
reb: 6 vs. West Georgia (1-2-10)
stl: 1 vs. Alabama State (12-22-09)

24 TAY WALLER

| PPG | RPG | FG% | 3FG% | FT% |
|------|-----|------|------|------|
| 11.7 | 2.9 | .460 | .384 | .750 |

- 18 pts, 3 reb vs. Sam Houston State
- 16 pts (4-9 3s) vs. West Georgia
- 15 pts (4-12 3s), 4 reb, 3 stl at Florida State
- 14 pts (3-8 3s), 2 stl at LSU

- 13 pts (3-4 3s) at Ala. A&M D1 in 1st game
- DNP 1st 6 games because of quad injury
- 2nd in SEC w/100 made 3-pointers last yr

Career-Highs

- pts:** 32 vs. Mississippi State (2-14-09)
reb: 9 vs. Mississippi State (2-14-09)
ast: 4 vs. George Washington (11-22-08)
stl: 5 vs. George Washington (11-22-08)
3FGs made: 8 vs. Miss. State (2-14-09)

Season-Highs

- pts:** 18 vs. Sam Houston State (12-20-09)
reb: 7 at #9 Tennessee (1-14-10)
stl: 3 at Florida State (12-17-09)
3FGs made: 4 at Florida State (12-17-09)

30 BRENDON KNOX

| PPG | RPG | BPG | FG% | FT% |
|-----|-----|-----|------|------|
| 8.8 | 4.1 | 0.7 | .699 | .567 |

- car-hi 22 pts (9-11 fgs), 7 reb v. So. Carolina
- 1st car. dble-dble 18 pts (7-9 fgs), 11 reb v. Ga. So.
- 18 pts (7-9 fgs) vs. Alabama State
- 10 pts, 6 reb, 3 ast at LSU
- 12 pts, 4 reb, 15 min vs. High Point
- 11 pts (5-5 fgs), 6 reb, 31 min vs. Virginia
- 11 pts (4-5 fgs) vs. Charleston Southern
- 10 pts, 3 reb, 2 blk, 16 min vs. IUPUI

Career-Highs

- pts:** 22 vs. South Carolina (1-9-10)
reb: 11 v. Beth-Cook. (11-25-08)/Ga. So. (1-2-10)
blk: 3 vs. NC State (11-22-09)

Season-Highs

- pts:** 22 vs. South Carolina (1-9-10)
reb: 11 v. Beth-Cook. (11-25-08)/Ga. So. (1-2-10)
blk: 3 vs. NC State (11-22-09)

33 EARNEST ROSS

| PPG | RPG | FG% | 3FG% | FT% |
|-----|-----|------|------|------|
| 3.5 | 3.1 | .303 | .222 | .733 |

- 16 pts (3-4 3s), 4 reb, 3 stl vs. IUPUI
- 12 pts (2-3 3s), 1 blk vs. High Point
- 9 pts, 6 reb, 3 ast, 3 stl vs. UCF
- huge off reb. :30 left at LSU; put in & slowed down Tasmin Mitchell allowing him 7 pts in 16 min after he had 31 pts in 1st 24 minutes
- started 1st 7 gms of season w/Waller hurt
- 7 pts, 5 reb, 5 stl at Missouri State
- 2-time All-Class 4A All-State selection

Career/Season-Highs

- pts:** 16 vs. IUPUI (11-21-09)
reb: 6 vs. UCF (11-20-09)/West Ga. (1-2-10)
stl: 5 at Missouri State (11-16-09)

34 JOHNNIE LETT

| PPG | RPG | BPG | FG% | FT% |
|-----|-----|-----|------|------|
| 2.3 | 3.2 | 0.2 | .422 | .333 |

- 4 pts, 4 reb, 2 ast, 21 min vs. #2 Kentucky
- 4 pts, 3 reb, 15 min at LSU
- 7 pts, 2 reb, 1 ast, 1 stl in 16 min v. West Ga.
- 6 pts, 6 reb in 21 min vs. NC State
- 4 pts, 5 reb vs. UCF; 4 pts, 2 reb v. Chas. So.
- 3 pts, 6 reb, 1 stl in 15 min vs. Troy
- left ankle sprain in prac. F2 last yr, DNP 13 gms
- JC teammate of Tav Waller at Okaloosa-W.

Career-Highs

- pts:** 8 vs. Alabama A&M (12-29-08)
reb: 10 vs. Tuskegee (12-17-08)
blk: 4 vs. Tuskegee (12-17-08)

Season-Highs

- pts:** 7 vs. West Georgia (1-5-10)
reb: 6, three times
blk: 1, twice

41 ROB CHUBB

| PPG | RPG | SPG | FG% | FT% |
|-----|-----|-----|------|------|
| 1.8 | 2.2 | 0.4 | .667 | .250 |

AUBURN BASKETBALL





2009-10 Auburn Tigers Basketball
Auburn Combined Team Statistics (as of Jan 20, 2010)
All games

Overall record: 10-9 Conf: 1-3 Home: 7-4 Away: 2-3 Neutral: 1-2

| # | Player | gp-gs | min | avg | Total | | 3-Point | | F-Throw | | Rebounds | | | | pf | dq | a | to | blk | stl | pts | avg |
|----------------|-------------------|-------|------|------|----------|------|---------|------|---------|------|----------|-----|-----|------|-----|----|-----|-----|-----|-----|------|------|
| | | | | | fg-fga | fg% | 3fg-fga | 3fg% | ft-fga | ft% | off | def | tot | avg | | | | | | | | |
| 12 | Reed, DeWayne | 19-19 | 612 | 32.2 | 101-252 | .401 | 31-91 | .341 | 80-122 | .656 | 12 | 42 | 54 | 2.8 | 46 | 2 | 85 | 60 | 6 | 30 | 313 | 16.5 |
| 20 | Sullivan, Frankie | 19-19 | 576 | 30.3 | 84-182 | .462 | 44-106 | .415 | 50-59 | .847 | 17 | 56 | 73 | 3.8 | 60 | 4 | 46 | 32 | 3 | 38 | 262 | 13.8 |
| 04 | Hargrove, Lucas | 19-19 | 601 | 31.6 | 96-192 | .500 | 15-59 | .254 | 39-56 | .696 | 37 | 98 | 135 | 7.1 | 53 | 1 | 48 | 55 | 9 | 28 | 246 | 12.9 |
| 24 | Waller, Tay | 13-12 | 353 | 27.2 | 52-113 | .460 | 33-86 | .384 | 15-20 | .750 | 11 | 27 | 38 | 2.9 | 29 | 0 | 13 | 17 | 1 | 13 | 152 | 11.7 |
| 30 | Knox, Brendon | 19-3 | 387 | 20.4 | 65-93 | .699 | 0-0 | .000 | 38-67 | .567 | 38 | 39 | 77 | 4.1 | 48 | 2 | 6 | 29 | 13 | 7 | 168 | 8.8 |
| 01 | Malone, Andre | 19-0 | 260 | 13.7 | 27-79 | .342 | 10-46 | .217 | 7-13 | .538 | 10 | 39 | 49 | 2.6 | 17 | 0 | 6 | 7 | 1 | 12 | 71 | 3.7 |
| 33 | Ross, Earnest | 19-7 | 291 | 15.3 | 23-76 | .303 | 10-45 | .222 | 11-15 | .733 | 27 | 32 | 59 | 3.1 | 30 | 0 | 16 | 19 | 4 | 20 | 67 | 3.5 |
| 22 | Gabriel, Kenny | 13-0 | 110 | 8.5 | 13-34 | .382 | 7-23 | .304 | 4-6 | .667 | 3 | 16 | 19 | 1.5 | 13 | 0 | 0 | 7 | 3 | 2 | 37 | 2.8 |
| 34 | Lett, Johnnie | 19-16 | 266 | 14.0 | 19-45 | .422 | 0-1 | .000 | 6-18 | .333 | 24 | 37 | 61 | 3.2 | 39 | 2 | 9 | 11 | 3 | 5 | 44 | 2.3 |
| 10 | Williams, Larry | 7-0 | 32 | 4.6 | 5-11 | .455 | 4-10 | .400 | 1-5 | .200 | 0 | 3 | 3 | 0.4 | 5 | 0 | 0 | 2 | 0 | 2 | 15 | 2.1 |
| 05 | Armstrong, Ty | 18-0 | 99 | 5.5 | 15-31 | .484 | 0-0 | .000 | 7-16 | .438 | 18 | 12 | 30 | 1.7 | 16 | 0 | 3 | 10 | 2 | 2 | 37 | 2.1 |
| 41 | Chubb, Rob | 5-0 | 23 | 4.6 | 4-6 | .667 | 0-0 | .000 | 1-4 | .250 | 2 | 9 | 11 | 2.2 | 6 | 0 | 1 | 4 | 0 | 2 | 9 | 1.8 |
| 11 | Wallace, Josh | 13-0 | 105 | 8.1 | 6-14 | .429 | 0-3 | .000 | 9-15 | .600 | 1 | 6 | 7 | 0.5 | 9 | 0 | 16 | 7 | 0 | 4 | 21 | 1.6 |
| 25 | Drum, Jake | 4-0 | 13 | 3.3 | 2-3 | .667 | 1-2 | .500 | 0-0 | .000 | 2 | 1 | 3 | 0.8 | 3 | 0 | 1 | 4 | 0 | 0 | 5 | 1.3 |
| 15 | Neysmith, Tony | 13-0 | 72 | 5.5 | 1-5 | .200 | 0-1 | .000 | 1-4 | .250 | 2 | 10 | 12 | 0.9 | 11 | 0 | 8 | 16 | 0 | 3 | 3 | 0.2 |
| 44 | Spencer, Dylan | 1-0 | 0 | 0.0 | 0-0 | .000 | 0-0 | .000 | 0-0 | .000 | 0 | 0 | 0 | 0.0 | 0 | 0 | 0 | 0 | 0 | 0 | 0 | 0.0 |
| Team | | | | | | | | | | | 32 | 17 | 49 | | | | 2 | | | | | |
| Total..... | | 19 | 3800 | | 513-1136 | .452 | 155-473 | .328 | 269-420 | .640 | 236 | 444 | 680 | 35.8 | 385 | 11 | 258 | 282 | 45 | 168 | 1450 | 76.3 |
| Opponents..... | | 19 | 3800 | | 481-1076 | .447 | 143-387 | .370 | 279-403 | .692 | 208 | 461 | 669 | 35.2 | 359 | - | 267 | 317 | 68 | 138 | 1384 | 72.8 |

| TEAM STATISTICS | AU | OPP | Date | Opponent | Score | Att. |
|------------------------|----------|----------|------|----------|-------------------------|---------------|
| SCORING | 1450 | 1384 | ^ | 11/13/09 | NIAGARA | w 69-65 4613 |
| Points per game | 76.3 | 72.8 | | 11-16-09 | at Missouri State | L 62-73 7213 |
| Scoring margin | +3.5 | - | & | 11/20/09 | vs UCF | L 74-84 1106 |
| FIELD GOALS-ATT | 513-1136 | 481-1076 | & | 11/21/09 | vs IUPUI | w 80-65 360 |
| Field goal pct | .452 | .447 | & | 11/22/09 | vs North Carolina State | L 58-60 616 |
| 3 POINT FG-ATT | 155-473 | 143-387 | | 11/25/09 | HIGH POINT | w 75-54 3971 |
| 3-point FG pct | .328 | .370 | | 12/01/09 | at Alabama A&M | w 87-52 2883 |
| 3-pt FG made per game | 8.2 | 7.5 | | 12/04/09 | TROY | L 77-81 4906 |
| FREE THROWS-ATT | 269-420 | 279-403 | | 12/07/09 | VIRGINIA | w 68-67 5493 |
| Free throw pct | .640 | .692 | | 12/17/09 | at Florida State | L 72-76 6063 |
| F-Throws made per game | 14.2 | 14.7 | | 12-20-09 | SAM HOUSTON STATE | L 89-107 4221 |
| REBOUNDS | 680 | 669 | | 12-22-09 | ALABAMA STATE | w 94-78 3693 |
| Rebounds per game | 35.8 | 35.2 | | 12/29/09 | CHARLESTON SOUTHERN | w 77-62 4472 |
| Rebounding margin | +0.6 | - | | 01/02/10 | GEORGIA SOUTHERN | w 95-75 4506 |
| ASSISTS | 258 | 267 | | 01/05/10 | WEST GEORGIA | w 96-72 3208 |
| Assists per game | 13.6 | 14.1 | * | 01/09/10 | SOUTH CAROLINA | L 71-80 5638 |
| TURNOVERS | 282 | 317 | * | 1/14/10 | at Tennessee | L 55-81 20368 |
| Turnovers per game | 14.8 | 16.7 | * | 01/16/10 | KENTUCKY | L 67-72 11669 |
| Turnover margin | +1.8 | - | * | 01/20/10 | at LSU | w 84-80 9445 |
| Assist/turnover ratio | 0.9 | 0.8 | | | | |
| STEALS | 168 | 138 | | | | |
| Steals per game | 8.8 | 7.3 | | | | |
| BLOCKS | 45 | 68 | | | | |
| Blocks per game | 2.4 | 3.6 | | | | |
| ATTENDANCE | 56390 | 48054 | | | | |
| Home games-Avg/Game | 11-5126 | 5-9194 | | | | |
| Neutral site-Avg/Game | - | 3-694 | | | | |

^ = Glenn Wilkes Classic (Auburn, AL)
 & = Glenn Wilkes Classic (Daytona Beach, FL)
 * = Conference game

| Score by Periods | 1st | 2nd | Totals |
|------------------|-----|-----|--------|
| Auburn | 675 | 775 | 1450 |
| Opponents | 666 | 718 | 1384 |



2009-10 Auburn Tigers Basketball
Auburn Season Schedule/Results & Leaders (as of Jan 20, 2010)
All games

| RECORD: | OVERALL | HOME | AWAY | NEUTRAL |
|----------------|----------------|-------------|-------------|----------------|
| ALL GAMES | 10-9 | 7-4 | 2-3 | 1-2 |
| CONFERENCE | 1-3 | 0-2 | 1-1 | 0-0 |
| NON-CONFERENCE | 9-6 | 7-2 | 1-2 | 1-2 |

| Date | Opponent | Score | Att. | High Points | High Rebounds |
|-------------|--------------------------|--------------|-------------|--------------------------------------------|------------------------------------------|
| 11/13/09 | ^NIAGARA | W 69-65 | 4613 | (24)Reed, DeWayne | (7)Sullivan, Frankie |
| 11-16-09 | at Missouri State | L 62-73 | 7213 | (24)Hargrove, Lucas | (6)Knox, Brendon (6)Hargrove, Lucas |
| 11/20/09 | &vs UCF | L 74-84 | 1106 | (22)Sullivan, Frankie | (6)Sullivan, Frankie (6)Ross, Earnest |
| 11/21/09 | &vs IUPUI | W 80-65 | 360 | (24)Reed, DeWayne | (8)Hargrove, Lucas |
| 11/22/09 | &vs North Carolina State | L 58-60 | 616 | (21)Sullivan, Frankie | (8)Reed, DeWayne |
| 11/25/09 | HIGH POINT | W 75-54 | 3971 | (17)Hargrove, Lucas | (12)Hargrove, Lucas |
| 12/01/09 | at Alabama A&M | W 87-52 | 2883 | (22)Hargrove, Lucas | (13)Hargrove, Lucas |
| 12/04/09 | TROY | L 77-81 | 4906 | (18)Reed, DeWayne | (9)Hargrove, Lucas |
| 12/07/09 | VIRGINIA | W 68-67 | 5493 | (18)Reed, DeWayne | (9)Hargrove, Lucas |
| 12/17/09 | at Florida State | L 72-76 | 6063 | (17)Reed, DeWayne (17)Sullivan, Frankie | (9)Sullivan, Frankie |
| 12-20-09 | SAM HOUSTON STATE | L 89-107 | 4221 | (19)Reed, DeWayne | (5)Lett, Johnnie |
| 12-22-09 | ALABAMA STATE | W 94-78 | 3693 | (18)Knox, Brendon | (6)Sullivan, Frankie (6)Lett, Johnnie |
| 12/29/09 | CHARLESTON SOUTHERN | W 77-62 | 4472 | (20)Hargrove, Lucas | (13)Hargrove, Lucas |
| 01/02/10 | GEORGIA SOUTHERN | W 95-75 | 4506 | (18)Knox, Brendon | (11)Knox, Brendon |
| 01/05/10 | WEST GEORGIA | W 96-72 | 3208 | (20)Reed, DeWayne | (6)Gabriel, Kenny (6)Ross, Earnest |
| 01/09/10 | *SOUTH CAROLINA | L 71-80 | 5638 | (22)Knox, Brendon | (12)Hargrove, Lucas |
| 1/14/10 | *at Tennessee | L 55-81 | 20368 | (19)Reed, DeWayne | (8)Hargrove, Lucas |
| 01/16/10 | *KENTUCKY | L 67-72 | 11669 | (19)Reed, DeWayne | (9)Malone, Andre |
| 01/20/10 | *at LSU | W 84-80 | 9445 | (21)Reed, DeWayne | (6)Hargrove, Lucas (6)Knox, Brendon |

^ = Glenn Wilkes Classic (Auburn, AL)

& = Glenn Wilkes Classic (Daytona Beach, FL)

* = Conference game

| Attendance Summary | Games | Attend | Avg/Game |
|---------------------------|--------------|---------------|-----------------|
| Home | 11 | 56390 | 5126 |
| Away | 5 | 45972 | 9194 |
| Neutral | 3 | 2082 | 694 |
| Total | 19 | 104444 | 5497 |



2009-10 Auburn Tigers Basketball
Auburn Combined Team Statistics (as of Jan 20, 2010)
Conference games

| RECORD: | OVERALL | HOME | AWAY | NEUTRAL |
|----------------|----------------|-------------|-------------|----------------|
| ALL GAMES | 1-3 | 0-2 | 1-1 | 0-0 |
| CONFERENCE | 1-3 | 0-2 | 1-1 | 0-0 |
| NON-CONFERENCE | 0-0 | 0-0 | 0-0 | 0-0 |

| # | Player | gp-gs | min | avg | Total | | 3-Point | | F-Throw | | Rebounds | | | pf | dq | a | to | blk | stl | pts | avg | |
|----------------|-------------------|-------|-----|------|---------|------|---------|------|---------|-------|----------|-----|-----|------|----|---|----|-----|-----|-----|-----|------|
| | | | | | fg-fga | fg% | 3fg-fga | 3fg% | ft-fa | ft% | off | def | tot | | | | | | | | | |
| 12 | Reed, DeWayne | 4-4 | 141 | 35.2 | 25-69 | .362 | 8-24 | .333 | 20-31 | .645 | 3 | 7 | 10 | 2.5 | 11 | 0 | 18 | 20 | 1 | 4 | 78 | 19.5 |
| 20 | Sullivan, Frankie | 4-4 | 115 | 28.8 | 20-38 | .526 | 10-20 | .500 | 4-8 | .500 | 6 | 9 | 15 | 3.8 | 16 | 1 | 7 | 2 | 0 | 10 | 54 | 13.5 |
| 04 | Hargrove, Lucas | 4-4 | 138 | 34.5 | 17-41 | .415 | 4-14 | .286 | 8-15 | .533 | 10 | 20 | 30 | 7.5 | 12 | 0 | 11 | 13 | 0 | 5 | 46 | 11.5 |
| 30 | Knox, Brendon | 4-0 | 92 | 23.0 | 15-24 | .625 | 0-0 | .000 | 11-17 | .647 | 6 | 12 | 18 | 4.5 | 11 | 0 | 3 | 8 | 1 | 1 | 41 | 10.3 |
| 24 | Waller, Tay | 4-4 | 119 | 29.8 | 9-27 | .333 | 8-24 | .333 | 6-9 | .667 | 5 | 10 | 15 | 3.8 | 11 | 0 | 3 | 3 | 0 | 3 | 32 | 8.0 |
| 34 | Lett, Johnnie | 4-4 | 56 | 14.0 | 4-10 | .400 | 0-0 | .000 | 0-1 | .000 | 6 | 5 | 11 | 2.8 | 8 | 0 | 2 | 3 | 1 | 0 | 8 | 2.0 |
| 01 | Malone, Andre | 4-0 | 50 | 12.5 | 2-7 | .286 | 0-4 | .000 | 2-2 | 1.000 | 1 | 11 | 12 | 3.0 | 4 | 0 | 0 | 2 | 0 | 4 | 6 | 1.5 |
| 11 | Wallace, Josh | 3-0 | 19 | 6.3 | 2-4 | .500 | 0-0 | .000 | 0-0 | .000 | 0 | 3 | 3 | 1.0 | 2 | 0 | 0 | 2 | 0 | 1 | 4 | 1.3 |
| 33 | Ross, Earnest | 4-0 | 39 | 9.8 | 2-7 | .286 | 1-5 | .200 | 0-0 | .000 | 2 | 3 | 5 | 1.3 | 5 | 0 | 0 | 3 | 0 | 2 | 5 | 1.3 |
| 22 | Gabriel, Kenny | 3-0 | 17 | 5.7 | 1-3 | .333 | 1-3 | .333 | 0-0 | .000 | 0 | 0 | 0 | 0.0 | 2 | 0 | 0 | 2 | 0 | 0 | 3 | 1.0 |
| 05 | Armstrong, Ty | 4-0 | 14 | 3.5 | 0-1 | .000 | 0-0 | .000 | 0-2 | .000 | 0 | 1 | 1 | 0.3 | 3 | 0 | 0 | 0 | 1 | 0 | 0 | 0.0 |
| Team | | | | | | | | | | | 9 | 5 | 14 | | | | | | | | | |
| Total..... | | 4 | 800 | | 97-231 | .420 | 32-94 | .340 | 51-85 | .600 | 48 | 86 | 134 | 33.5 | 85 | 1 | 44 | 58 | 4 | 30 | 277 | 69.2 |
| Opponents..... | | 4 | 800 | | 109-219 | .498 | 28-75 | .373 | 67-95 | .705 | 41 | 104 | 145 | 36.2 | 67 | - | 51 | 59 | 21 | 29 | 313 | 78.2 |

| TEAM STATISTICS | AU | OPP | Date | Opponent | Score | Att. |
|------------------------|-----------|------------|----------------------------------------------|-----------------|--------------|-------------|
| SCORING | 277 | 313 | * 01/09/10 | SOUTH CAROLINA | L 71-80 | 5638 |
| Points per game | 69.2 | 78.2 | * 1/14/10 | at Tennessee | L 55-81 | 20368 |
| Scoring margin | -9.0 | - | * 01/16/10 | KENTUCKY | L 67-72 | 11669 |
| FIELD GOALS-ATT | 97-231 | 109-219 | * 01/20/10 | at LSU | W 84-80 | 9445 |
| Field goal pct | .420 | .498 | ^ = Glenn Wilkes Classic (Auburn, AL) | | | |
| 3 POINT FG-ATT | 32-94 | 28-75 | & = Glenn Wilkes Classic (Daytona Beach, FL) | | | |
| 3-point FG pct | .340 | .373 | * = Conference game | | | |
| 3-pt FG made per game | 8.0 | 7.0 | | | | |
| FREE THROWS-ATT | 51-85 | 67-95 | | | | |
| Free throw pct | .600 | .705 | | | | |
| F-Throws made per game | 12.8 | 16.8 | | | | |
| REBOUNDS | 134 | 145 | | | | |
| Rebounds per game | 33.5 | 36.2 | | | | |
| Rebounding margin | -2.7 | - | | | | |
| ASSISTS | 44 | 51 | | | | |
| Assists per game | 11.0 | 12.8 | | | | |
| TURNOVERS | 58 | 59 | | | | |
| Turnovers per game | 14.5 | 14.8 | | | | |
| Turnover margin | +0.3 | - | | | | |
| Assist/turnover ratio | 0.8 | 0.9 | | | | |
| STEALS | 30 | 29 | | | | |
| Steals per game | 7.5 | 7.3 | | | | |
| BLOCKS | 4 | 21 | | | | |
| Blocks per game | 1.0 | 5.3 | | | | |
| ATTENDANCE | 17307 | 29813 | | | | |
| Home games-Avg/Game | 2-8654 | 2-14906 | | | | |
| Neutral site-Avg/Game | - | 0-0 | | | | |

| Score by Periods | 1st | 2nd | Totals |
|-------------------------|------------|------------|---------------|
| Auburn | 137 | 140 | 277 |
| Opponents | 156 | 157 | 313 |



2009-10 Auburn Tigers Basketball
Auburn Extended Season Box Score (as of Jan 20, 2010)
All games

| RECORD: | OVERALL | HOME | AWAY | NEUTRAL |
|----------------|----------------|-------------|-------------|----------------|
| ALL GAMES | 10-9 | 7-4 | 2-3 | 1-2 |
| CONFERENCE | 1-3 | 0-2 | 1-1 | 0-0 |
| NON-CONFERENCE | 9-6 | 7-2 | 1-2 | 1-2 |

| ## | Player | gp-gs | min | avg | Total | | 3-Point | | F-Throw | | Rebounds | | | | pf | dq | a | a/g | to | to/g | a/to | blk | blk/g | stl | stl/g | pts | avg |
|----------------|-------------------|-------|------|------|----------|------|---------|------|---------|------|----------|-----|-----|------|-----|----|-----|-------|-----|-------|------|-----|-------|-----|-------|------|------|
| | | | | | fg-fga | fg% | 3fg-fga | 3fg% | ft-fa | ft% | off | def | tot | avg | | | | | | | | | | | | | |
| 12 | Reed, DeWayne | 19-19 | 612 | 32.2 | 101-252 | .401 | 31-91 | .341 | 80-122 | .656 | 12 | 42 | 54 | 2.8 | 46 | 2 | 85 | 4.47 | 60 | 3.16 | 1.42 | 6 | 0.32 | 30 | 1.58 | 313 | 16.5 |
| 20 | Sullivan, Frankie | 19-19 | 576 | 30.3 | 84-182 | .462 | 44-106 | .415 | 50-59 | .847 | 17 | 56 | 73 | 3.8 | 60 | 4 | 46 | 2.42 | 32 | 1.68 | 1.44 | 3 | 0.16 | 38 | 2.00 | 262 | 13.8 |
| 04 | Hargrove, Lucas | 19-19 | 601 | 31.6 | 96-192 | .500 | 15-59 | .254 | 39-56 | .696 | 37 | 98 | 135 | 7.1 | 53 | 1 | 48 | 2.53 | 55 | 2.89 | 0.87 | 9 | 0.47 | 28 | 1.47 | 246 | 12.9 |
| 24 | Waller, Tay | 13-12 | 353 | 27.2 | 52-113 | .460 | 33-86 | .384 | 15-20 | .750 | 11 | 27 | 38 | 2.9 | 29 | 0 | 13 | 1.00 | 17 | 1.31 | 0.76 | 1 | 0.08 | 13 | 1.00 | 152 | 11.7 |
| 30 | Knox, Brendon | 19-3 | 387 | 20.4 | 65-93 | .699 | 0-0 | .000 | 38-67 | .567 | 38 | 39 | 77 | 4.1 | 48 | 2 | 6 | 0.32 | 29 | 1.53 | 0.21 | 13 | 0.68 | 7 | 0.37 | 168 | 8.8 |
| 01 | Malone, Andre | 19-0 | 260 | 13.7 | 27-79 | .342 | 10-46 | .217 | 7-13 | .538 | 10 | 39 | 49 | 2.6 | 17 | 0 | 6 | 0.32 | 7 | 0.37 | 0.86 | 1 | 0.05 | 12 | 0.63 | 71 | 3.7 |
| 33 | Ross, Earnest | 19-7 | 291 | 15.3 | 23-76 | .303 | 10-45 | .222 | 11-15 | .733 | 27 | 32 | 59 | 3.1 | 30 | 0 | 16 | 0.84 | 19 | 1.00 | 0.84 | 4 | 0.21 | 20 | 1.05 | 67 | 3.5 |
| 22 | Gabriel, Kenny | 13-0 | 110 | 8.5 | 13-34 | .382 | 7-23 | .304 | 4-6 | .667 | 3 | 16 | 19 | 1.5 | 13 | 0 | 0 | 0.00 | 7 | 0.54 | 0.00 | 3 | 0.23 | 2 | 0.15 | 37 | 2.8 |
| 34 | Lett, Johnnie | 19-16 | 266 | 14.0 | 19-45 | .422 | 0-1 | .000 | 6-18 | .333 | 24 | 37 | 61 | 3.2 | 39 | 2 | 9 | 0.47 | 11 | 0.58 | 0.82 | 3 | 0.16 | 5 | 0.26 | 44 | 2.3 |
| 10 | Williams, Larry | 7-0 | 32 | 4.6 | 5-11 | .455 | 4-10 | .400 | 1-5 | .200 | 0 | 3 | 3 | 0.4 | 5 | 0 | 0 | 0.00 | 2 | 0.29 | 0.00 | 0 | 0.00 | 2 | 0.29 | 15 | 2.1 |
| 05 | Armstrong, Ty | 18-0 | 99 | 5.5 | 15-31 | .484 | 0-0 | .000 | 7-16 | .438 | 18 | 12 | 30 | 1.7 | 16 | 0 | 3 | 0.17 | 10 | 0.56 | 0.30 | 2 | 0.11 | 2 | 0.11 | 37 | 2.1 |
| 41 | Chubb, Rob | 5-0 | 23 | 4.6 | 4-6 | .667 | 0-0 | .000 | 1-4 | .250 | 2 | 9 | 11 | 2.2 | 6 | 0 | 1 | 0.20 | 4 | 0.80 | 0.25 | 0 | 0.00 | 2 | 0.40 | 9 | 1.8 |
| 11 | Wallace, Josh | 13-0 | 105 | 8.1 | 6-14 | .429 | 0-3 | .000 | 9-15 | .600 | 1 | 6 | 7 | 0.5 | 9 | 0 | 16 | 1.23 | 7 | 0.54 | 2.29 | 0 | 0.00 | 4 | 0.31 | 21 | 1.6 |
| 25 | Drum, Jake | 4-0 | 13 | 3.3 | 2-3 | .667 | 1-2 | .500 | 0-0 | .000 | 2 | 1 | 3 | 0.8 | 3 | 0 | 1 | 0.25 | 4 | 1.00 | 0.25 | 0 | 0.00 | 0 | 0.00 | 5 | 1.3 |
| 15 | Neysmith, Tony | 13-0 | 72 | 5.5 | 1-5 | .200 | 0-1 | .000 | 1-4 | .250 | 2 | 10 | 12 | 0.9 | 11 | 0 | 8 | 0.62 | 16 | 1.23 | 0.50 | 0 | 0.00 | 3 | 0.23 | 3 | 0.2 |
| 44 | Spencer, Dylan | 1-0 | 0 | 0.0 | 0-0 | .000 | 0-0 | .000 | 0-0 | .000 | 0 | 0 | 0 | 0.0 | 0 | 0 | 0 | 0.00 | 0 | 0.00 | 0.00 | 0 | 0.00 | 0 | 0.00 | 0 | 0.0 |
| Total..... | | 19 | 3800 | | 513-1136 | .452 | 155-473 | .328 | 269-420 | .640 | 236 | 444 | 680 | 35.8 | 385 | 11 | 258 | 13.58 | 282 | 14.84 | 0.91 | 45 | 2.37 | 168 | 8.84 | 1450 | 76.3 |
| Opponents..... | | 19 | 3800 | | 481-1076 | .447 | 143-387 | .370 | 279-403 | .692 | 208 | 461 | 669 | 35.2 | 359 | - | 267 | 14.05 | 317 | 16.68 | 0.84 | 68 | 3.58 | 138 | 7.26 | 1384 | 72.8 |

| Score by Periods | 1st | 2nd | Totals |
|-------------------------|------------|------------|---------------|
| Auburn | 675 | 775 | 1450 |
| Opponents | 666 | 718 | 1384 |



2009-10 Auburn Tigers Basketball
Auburn Points-Rebounds-Assists (as of Jan 20, 2010)
All games

| Opponent | Date | Score | | 01 | 04 | 05 | 10 | 11 | 12 | 15 |
|-------------------------|----------|--------|---|------------|------------|------------|------------|------------|------------|------------|
| | | | | MALONE,AND | HARGROVE,L | ARMSTRONG, | WILLIAMS,L | WALLACE,JO | REED,DEWAY | NEYSMITH,T |
| NIAGARA | 11/13/09 | 69-65 | w | 8-2-0 | 5-4-0 | 4-3-0 | DNP | DNP | 24-5-3 | 0-1-0 |
| at Missouri State | 11-16-09 | 62-73 | L | 0-3-0 | 24-6-4 | 1-0-0 | DNP | 0-0-0 | 12-1-3 | 0-0-0 |
| vs UCF | 11/20/09 | 74-84 | L | 7-3-1 | 12-4-1 | 2-1-0 | 3-1-0 | 0-0-0 | 15-3-5 | 0-1-1 |
| vs IUPUI | 11/21/09 | 80-65 | w | 0-2-1 | 6-8-6 | 0-0-0 | 0-0-0 | DNP | 24-1-4 | 0-2-0 |
| vs North Carolina State | 11/22/09 | 58-60 | L | 4-2-0 | 9-7-2 | 0-0-0 | DNP | DNP | 9-8-4 | 0-0-0 |
| HIGH POINT | 11/25/09 | 75-54 | w | 0-3-0 | 17-12-2 | 0-1-1 | 1-0-0 | 2-2-2 | 13-3-4 | 1-1-0 |
| at Alabama A&M | 12/01/09 | 87-52 | w | 10-3-0 | 22-13-3 | 8-12-0 | 3-1-0 | 2-0-4 | 8-3-3 | 0-2-3 |
| TROY | 12/04/09 | 77-81 | L | 7-4-1 | 12-9-4 | DNP | DNP | 0-0-2 | 18-4-7 | DNP |
| VIRGINIA | 12/07/09 | 68-67 | w | 0-0-0 | 13-9-1 | 0-0-0 | DNP | DNP | 18-5-7 | 0-2-0 |
| at Florida State | 12/17/09 | 72-76 | L | 0-0-0 | 13-6-2 | 1-1-0 | DNP | DNP | 17-3-5 | 2-1-1 |
| SAM HOUSTON STATE | 12-20-09 | 89-107 | L | 4-4-2 | 11-3-1 | 3-2-0 | 3-0-0 | 5-0-2 | 19-2-5 | DNP |
| ALABAMA STATE | 12-22-09 | 94-78 | w | 8-3-1 | 14-4-3 | 4-2-0 | DNP | 5-0-1 | 15-2-3 | 0-0-3 |
| CHARLESTON SOUTHERN | 12/29/09 | 77-62 | w | 3-2-0 | 20-13-4 | 7-2-0 | DNP | 3-1-1 | 7-2-2 | 0-1-0 |
| GEORGIA SOUTHERN | 01/02/10 | 95-75 | w | 11-4-0 | 14-3-2 | 1-3-2 | 2-1-0 | 0-1-3 | 16-1-6 | 0-1-0 |
| WEST GEORGIA | 01/05/10 | 96-72 | w | 3-2-0 | 8-4-2 | 6-2-0 | 3-0-0 | 0-0-1 | 20-1-6 | 0-0-0 |
| SOUTH CAROLINA | 01/09/10 | 71-80 | L | 0-2-0 | 12-12-4 | 0-0-0 | DNP | 0-0-0 | 19-2-8 | DNP |
| at Tennessee | 1/14/10 | 55-81 | L | 0-0-0 | 10-8-5 | 0-1-0 | DNP | 0-2-0 | 19-3-2 | DNP |
| KENTUCKY | 01/16/10 | 67-72 | L | 6-9-0 | 10-4-2 | 0-0-0 | DNP | DNP | 19-2-6 | DNP |
| at LSU | 01/20/10 | 84-80 | w | 0-1-0 | 14-6-0 | 0-0-0 | DNP | 4-1-0 | 21-3-2 | DNP |

| Opponent | Date | Score | | 20 | 22 | 24 | 25 | 30 | 33 | 34 |
|-------------------------|----------|--------|---|------------|------------|------------|-----------|------------|------------|------------|
| | | | | SULLIVAN,F | GABRIEL,KE | WALLER,TAY | DRUM,JAKE | KNOX,BREND | ROSS,EARNE | LETT,JOHNN |
| NIAGARA | 11/13/09 | 69-65 | w | 10-7-2 | 5-2-0 | DNP | DNP | 7-5-0 | 6-5-2 | 0-3-0 |
| at Missouri State | 11-16-09 | 62-73 | L | 9-2-0 | 4-3-0 | DNP | DNP | 5-6-0 | 7-5-1 | 0-3-0 |
| vs UCF | 11/20/09 | 74-84 | L | 22-6-3 | DNP | DNP | DNP | 0-0-0 | 9-6-3 | 4-5-1 |
| vs IUPUI | 11/21/09 | 80-65 | w | 20-2-4 | DNP | DNP | DNP | 10-3-0 | 16-4-1 | 4-4-0 |
| vs North Carolina State | 11/22/09 | 58-60 | L | 21-4-4 | DNP | DNP | DNP | 7-2-0 | 2-6-1 | 6-6-1 |
| HIGH POINT | 11/25/09 | 75-54 | w | 11-3-1 | DNP | DNP | 2-1-0 | 12-4-0 | 12-3-0 | 0-1-1 |
| at Alabama A&M | 12/01/09 | 87-52 | w | 4-4-1 | DNP | 13-1-1 | 3-2-1 | 2-1-0 | 5-5-2 | 5-3-0 |
| TROY | 12/04/09 | 77-81 | L | 16-2-4 | 0-0-0 | 12-1-0 | DNP | 9-5-1 | 0-1-0 | 3-6-0 |
| VIRGINIA | 12/07/09 | 68-67 | w | 12-5-2 | 2-1-0 | 10-0-1 | DNP | 11-6-0 | 2-4-1 | 0-1-0 |
| at Florida State | 12/17/09 | 72-76 | L | 17-9-2 | 3-1-0 | 15-4-1 | DNP | 4-2-0 | 0-2-1 | 0-0-0 |
| SAM HOUSTON STATE | 12-20-09 | 89-107 | L | 15-3-2 | 3-2-0 | 18-3-0 | DNP | 4-2-1 | 1-3-0 | 3-5-2 |
| ALABAMA STATE | 12-22-09 | 94-78 | w | 9-6-4 | 8-1-0 | 13-0-3 | DNP | 18-4-0 | 0-1-0 | 0-6-1 |
| CHARLESTON SOUTHERN | 12/29/09 | 77-62 | w | 10-3-2 | 0-0-0 | 10-6-2 | DNP | 11-3-0 | 2-1-0 | 4-2-0 |
| GEORGIA SOUTHERN | 01/02/10 | 95-75 | w | 15-1-2 | 3-3-0 | 13-4-1 | 0-0-0 | 18-11-1 | 0-2-2 | 0-3-0 |
| WEST GEORGIA | 01/05/10 | 96-72 | w | 17-1-6 | 6-6-0 | 16-4-1 | 0-0-0 | 9-5-0 | 0-6-2 | 7-2-1 |
| SOUTH CAROLINA | 01/09/10 | 71-80 | L | 10-5-2 | 0-0-0 | 8-3-1 | DNP | 22-7-0 | 0-1-0 | 0-2-0 |
| at Tennessee | 1/14/10 | 55-81 | L | 14-3-2 | 0-0-0 | 7-7-1 | DNP | 2-5-0 | 3-1-0 | 0-2-0 |
| KENTUCKY | 01/16/10 | 67-72 | L | 15-3-0 | 3-0-0 | 3-3-1 | DNP | 7-0-0 | 0-1-0 | 4-4-2 |
| at LSU | 01/20/10 | 84-80 | w | 15-4-3 | DNP | 14-2-0 | DNP | 10-6-3 | 2-2-0 | 4-3-0 |



2009-10 Auburn Tigers Basketball
Auburn Individual Game-by-Game (as of Jan 20, 2010)
All games

#01 Malone, Andre

| Opponent | Date | gs | min | Total | | 3-Pointers | | Free throws | | Rebounds | | | | pf | a | t/o | blk | stl | pts | avg |
|-------------------------|----------|----|-----|--------|------|------------|-------|-------------|-------|----------|-----|-----|-----|----|---|-----|-----|-----|-----|-----|
| | | | | fg-fga | pct | 3fg-fga | pct | ft-fa | pct | off | def | tot | avg | | | | | | | |
| NIAGARA | 11/13/09 | | 24 | 3-7 | .429 | 2-6 | .333 | 0-0 | .000 | 0 | 2 | 2 | 2.0 | 2 | 0 | 0 | 0 | 0 | 8 | 8.0 |
| at Missouri State | 11-16-09 | | 13 | 0-1 | .000 | 0-1 | .000 | 0-0 | .000 | 0 | 3 | 3 | 2.5 | 1 | 0 | 1 | 0 | 1 | 0 | 4.0 |
| vs UCF | 11/20/09 | | 16 | 3-7 | .429 | 1-4 | .250 | 0-0 | .000 | 2 | 1 | 3 | 2.7 | 1 | 1 | 0 | 0 | 1 | 7 | 5.0 |
| vs IUPUI | 11/21/09 | | 7 | 0-3 | .000 | 0-1 | .000 | 0-0 | .000 | 1 | 1 | 2 | 2.5 | 1 | 1 | 1 | 0 | 1 | 0 | 3.8 |
| vs North Carolina State | 11/22/09 | | 23 | 1-7 | .143 | 1-3 | .333 | 1-2 | .500 | 0 | 2 | 2 | 2.4 | 1 | 0 | 1 | 0 | 0 | 4 | 3.8 |
| HIGH POINT | 11/25/09 | | 14 | 0-3 | .000 | 0-3 | .000 | 0-0 | .000 | 0 | 3 | 3 | 2.5 | 3 | 0 | 1 | 0 | 0 | 0 | 3.2 |
| at Alabama A&M | 12/01/09 | | 18 | 5-11 | .455 | 0-6 | .000 | 0-1 | .000 | 1 | 2 | 3 | 2.6 | 3 | 0 | 0 | 0 | 2 | 10 | 4.1 |
| TROY | 12/04/09 | | 10 | 3-6 | .500 | 1-3 | .333 | 0-0 | .000 | 2 | 2 | 4 | 2.8 | 0 | 1 | 0 | 0 | 1 | 7 | 4.5 |
| VIRGINIA | 12/07/09 | | 3 | 0-1 | .000 | 0-1 | .000 | 0-0 | .000 | 0 | 0 | 0 | 2.4 | 0 | 0 | 0 | 0 | 0 | 0 | 4.0 |
| at Florida State | 12/17/09 | | 7 | 0-2 | .000 | 0-1 | .000 | 0-0 | .000 | 0 | 0 | 0 | 2.2 | 0 | 0 | 0 | 0 | 0 | 0 | 3.6 |
| SAM HOUSTON STATE | 12-20-09 | | 9 | 2-3 | .667 | 0-1 | .000 | 0-0 | .000 | 2 | 2 | 4 | 2.4 | 0 | 2 | 0 | 0 | 0 | 4 | 3.6 |
| ALABAMA STATE | 12-22-09 | | 19 | 3-6 | .500 | 1-3 | .333 | 1-2 | .500 | 0 | 3 | 3 | 2.4 | 0 | 1 | 0 | 0 | 0 | 8 | 4.0 |
| CHARLESTON SOUTHER | 12/29/09 | | 8 | 1-5 | .200 | 1-3 | .333 | 0-0 | .000 | 1 | 1 | 2 | 2.4 | 0 | 0 | 0 | 0 | 0 | 3 | 3.9 |
| GEORGIA SOUTHERN | 01/02/10 | | 22 | 3-4 | .750 | 3-3 | 1.000 | 2-4 | .500 | 0 | 4 | 4 | 2.5 | 0 | 0 | 1 | 1 | 0 | 11 | 4.4 |
| WEST GEORGIA | 01/05/10 | | 17 | 1-6 | .167 | 0-3 | .000 | 1-2 | .500 | 0 | 2 | 2 | 2.5 | 1 | 0 | 0 | 0 | 2 | 3 | 4.3 |
| SOUTH CAROLINA | 01/09/10 | | 11 | 0-1 | .000 | 0-0 | .000 | 0-0 | .000 | 0 | 2 | 2 | 2.4 | 1 | 0 | 1 | 0 | 0 | 0 | 4.1 |
| at Tennessee | 1/14/10 | | 5 | 0-1 | .000 | 0-1 | .000 | 0-0 | .000 | 0 | 0 | 0 | 2.3 | 0 | 0 | 0 | 0 | 0 | 0 | 3.8 |
| KENTUCKY | 01/16/10 | | 24 | 2-3 | .667 | 0-1 | .000 | 2-2 | 1.000 | 1 | 8 | 9 | 2.7 | 2 | 0 | 0 | 0 | 3 | 6 | 3.9 |
| at LSU | 01/20/10 | | 10 | 0-2 | .000 | 0-2 | .000 | 0-0 | .000 | 0 | 1 | 1 | 2.6 | 1 | 0 | 1 | 0 | 1 | 0 | 3.7 |
| Totals | | 0 | 260 | 27-79 | .342 | 10-46 | .217 | 7-13 | .538 | 10 | 39 | 49 | 2.6 | 17 | 6 | 7 | 1 | 12 | 71 | 3.7 |

Games played: 19
 Minutes/game: 13.7
 Points/game: 3.7
 FG Pct: 34.2
 3FG Pct: 21.7
 FT Pct: 53.8

Rebounds/game: 2.6
 Assists/game: 0.3
 Turnovers/game: 0.4
 Assist/turnover ratio: 0.9
 Steals/game: 0.6
 Blocks/game: 0.1

#04 Hargrove, Lucas

| Opponent | Date | gs | min | Total | | 3-Pointers | | Free throws | | Rebounds | | | | pf | a | t/o | blk | stl | pts | avg |
|-------------------------|----------|----|-----|--------|------|------------|-------|-------------|-------|----------|-----|-----|-----|----|----|-----|-----|-----|-----|------|
| | | | | fg-fga | pct | 3fg-fga | pct | ft-fa | pct | off | def | tot | avg | | | | | | | |
| NIAGARA | 11/13/09 | * | 24 | 1-6 | .167 | 0-1 | .000 | 3-4 | .750 | 1 | 3 | 4 | 4.0 | 3 | 0 | 4 | 1 | 3 | 5 | 5.0 |
| at Missouri State | 11-16-09 | * | 36 | 9-15 | .600 | 3-8 | .375 | 3-5 | .600 | 4 | 2 | 6 | 5.0 | 5 | 4 | 2 | 0 | 2 | 24 | 14.5 |
| vs UCF | 11/20/09 | * | 31 | 5-13 | .385 | 2-9 | .222 | 0-0 | .000 | 1 | 3 | 4 | 4.7 | 4 | 1 | 4 | 0 | 3 | 12 | 13.7 |
| vs IUPUI | 11/21/09 | * | 39 | 3-6 | .500 | 0-3 | .000 | 0-0 | .000 | 3 | 5 | 8 | 5.5 | 3 | 6 | 2 | 1 | 1 | 6 | 11.8 |
| vs North Carolina State | 11/22/09 | * | 36 | 4-6 | .667 | 0-2 | .000 | 1-1 | 1.000 | 2 | 5 | 7 | 5.8 | 4 | 2 | 3 | 0 | 0 | 9 | 11.2 |
| HIGH POINT | 11/25/09 | * | 32 | 6-10 | .600 | 0-0 | .000 | 5-6 | .833 | 1 | 11 | 12 | 6.8 | 2 | 2 | 6 | 1 | 3 | 17 | 12.2 |
| at Alabama A&M | 12/01/09 | * | 29 | 10-12 | .833 | 0-0 | .000 | 2-3 | .667 | 4 | 9 | 13 | 7.7 | 2 | 3 | 1 | 1 | 2 | 22 | 13.6 |
| TROY | 12/04/09 | * | 36 | 4-16 | .250 | 1-8 | .125 | 3-4 | .750 | 3 | 6 | 9 | 7.9 | 3 | 4 | 0 | 1 | 2 | 12 | 13.4 |
| VIRGINIA | 12/07/09 | * | 35 | 6-11 | .545 | 1-2 | .500 | 0-0 | .000 | 1 | 8 | 9 | 8.0 | 3 | 1 | 4 | 1 | 1 | 13 | 13.3 |
| at Florida State | 12/17/09 | * | 23 | 5-11 | .455 | 2-5 | .400 | 1-2 | .500 | 2 | 4 | 6 | 7.8 | 4 | 2 | 3 | 0 | 0 | 13 | 13.3 |
| SAM HOUSTON STATE | 12-20-09 | * | 27 | 5-10 | .500 | 0-2 | .000 | 1-2 | .500 | 0 | 3 | 3 | 7.4 | 4 | 1 | 3 | 0 | 1 | 11 | 13.1 |
| ALABAMA STATE | 12-22-09 | * | 28 | 4-7 | .571 | 0-0 | .000 | 6-6 | 1.000 | 0 | 4 | 4 | 7.1 | 2 | 3 | 4 | 3 | 3 | 14 | 13.2 |
| CHARLESTON SOUTHER | 12/29/09 | * | 35 | 8-15 | .533 | 1-3 | .333 | 3-4 | .750 | 5 | 8 | 13 | 7.5 | 0 | 4 | 4 | 0 | 1 | 20 | 13.7 |
| GEORGIA SOUTHERN | 01/02/10 | * | 26 | 6-9 | .667 | 0-1 | .000 | 2-2 | 1.000 | 0 | 3 | 3 | 7.2 | 0 | 2 | 2 | 0 | 0 | 14 | 13.7 |
| WEST GEORGIA | 01/05/10 | * | 26 | 3-4 | .750 | 1-1 | 1.000 | 1-2 | .500 | 0 | 4 | 4 | 7.0 | 2 | 2 | 0 | 0 | 1 | 8 | 13.3 |
| SOUTH CAROLINA | 01/09/10 | * | 36 | 4-14 | .286 | 0-2 | .000 | 4-6 | .667 | 5 | 7 | 12 | 7.3 | 3 | 4 | 5 | 0 | 2 | 12 | 13.3 |
| at Tennessee | 1/14/10 | * | 31 | 4-8 | .500 | 2-6 | .333 | 0-1 | .000 | 3 | 5 | 8 | 7.4 | 2 | 5 | 4 | 0 | 1 | 10 | 13.1 |
| KENTUCKY | 01/16/10 | * | 38 | 4-9 | .444 | 1-4 | .250 | 1-2 | .500 | 1 | 3 | 4 | 7.2 | 3 | 2 | 4 | 0 | 2 | 10 | 12.9 |
| at LSU | 01/20/10 | * | 33 | 5-10 | .500 | 1-2 | .500 | 3-6 | .500 | 1 | 5 | 6 | 7.1 | 4 | 0 | 0 | 0 | 0 | 14 | 12.9 |
| Totals | | 19 | 601 | 96-192 | .500 | 15-59 | .254 | 39-56 | .696 | 37 | 98 | 135 | 7.1 | 53 | 48 | 55 | 9 | 28 | 246 | 12.9 |

Games played: 19
 Minutes/game: 31.6
 Points/game: 12.9
 FG Pct: 50.0
 3FG Pct: 25.4
 FT Pct: 69.6

Rebounds/game: 7.1
 Assists/game: 2.5
 Turnovers/game: 2.9
 Assist/turnover ratio: 0.9
 Steals/game: 1.5
 Blocks/game: 0.5



2009-10 Auburn Tigers Basketball
Auburn Individual Game-by-Game (as of Jan 20, 2010)
All games

#05 Armstrong, Ty

| Opponent | Date | gs | min | Total | | 3-Pointers | | Free throws | | Rebounds | | | | pf | a | t/o | blk | stl | pts | avg |
|-------------------------|----------|----|-----|--------|-------|------------|------|-------------|-------|----------|-----|-----|-----|----|---|-----|-----|-----|-----|-----|
| | | | | fg-fga | pct | 3fg-fga | pct | ft-fa | pct | off | def | tot | avg | | | | | | | |
| NIAGARA | 11/13/09 | | 7 | 2-2 | 1.000 | 0-0 | .000 | 0-0 | .000 | 2 | 1 | 3 | 3.0 | 0 | 0 | 1 | 0 | 0 | 4 | 4.0 |
| at Missouri State | 11-16-09 | | 8 | 0-2 | .000 | 0-0 | .000 | 1-2 | .500 | 0 | 0 | 0 | 1.5 | 1 | 0 | 1 | 0 | 0 | 1 | 2.5 |
| vs UCF | 11/20/09 | | 7 | 1-2 | .500 | 0-0 | .000 | 0-0 | .000 | 1 | 0 | 1 | 1.3 | 3 | 0 | 4 | 0 | 1 | 2 | 2.3 |
| vs IUPUI | 11/21/09 | | 3 | 0-0 | .000 | 0-0 | .000 | 0-0 | .000 | 0 | 0 | 0 | 1.0 | 0 | 0 | 0 | 0 | 0 | 0 | 1.8 |
| vs North Carolina State | 11/22/09 | | 1 | 0-0 | .000 | 0-0 | .000 | 0-0 | .000 | 0 | 0 | 0 | 0.8 | 2 | 0 | 0 | 0 | 0 | 0 | 1.4 |
| HIGH POINT | 11/25/09 | | 7 | 0-1 | .000 | 0-0 | .000 | 0-1 | .000 | 0 | 1 | 1 | 0.8 | 1 | 1 | 0 | 0 | 0 | 0 | 1.2 |
| at Alabama A&M | 12/01/09 | | 5 | 4-8 | .500 | 0-0 | .000 | 0-2 | .000 | 10 | 2 | 12 | 2.4 | 0 | 0 | 0 | 0 | 0 | 8 | 2.1 |
| VIRGINIA | 12/07/09 | | 2 | 0-1 | .000 | 0-0 | .000 | 0-0 | .000 | 0 | 0 | 0 | 2.1 | 0 | 0 | 0 | 0 | 0 | 0 | 1.9 |
| at Florida State | 12/17/09 | | 7 | 0-1 | .000 | 0-0 | .000 | 1-2 | .500 | 0 | 1 | 1 | 2.0 | 2 | 0 | 0 | 0 | 0 | 1 | 1.8 |
| SAM HOUSTON STATE | 12-20-09 | | 5 | 1-1 | 1.000 | 0-0 | .000 | 1-2 | .500 | 0 | 2 | 2 | 2.0 | 0 | 0 | 0 | 0 | 0 | 3 | 1.9 |
| ALABAMA STATE | 12-22-09 | | 6 | 1-1 | 1.000 | 0-0 | .000 | 2-2 | 1.000 | 1 | 1 | 2 | 2.0 | 1 | 0 | 1 | 0 | 0 | 4 | 2.1 |
| CHARLESTON SOUTHER | 12/29/09 | | 7 | 3-4 | .750 | 0-0 | .000 | 1-1 | 1.000 | 2 | 0 | 2 | 2.0 | 0 | 0 | 0 | 1 | 0 | 7 | 2.5 |
| GEORGIA SOUTHERN | 01/02/10 | | 9 | 0-1 | .000 | 0-0 | .000 | 1-2 | .500 | 1 | 2 | 3 | 2.1 | 2 | 2 | 1 | 0 | 1 | 1 | 2.4 |
| WEST GEORGIA | 01/05/10 | | 11 | 3-6 | .500 | 0-0 | .000 | 0-0 | .000 | 1 | 1 | 2 | 2.1 | 1 | 0 | 2 | 0 | 0 | 6 | 2.6 |
| SOUTH CAROLINA | 01/09/10 | | 3 | 0-0 | .000 | 0-0 | .000 | 0-0 | .000 | 0 | 0 | 0 | 1.9 | 0 | 0 | 0 | 0 | 0 | 0 | 2.5 |
| at Tennessee | 1/14/10 | | 7 | 0-1 | .000 | 0-0 | .000 | 0-2 | .000 | 0 | 1 | 1 | 1.9 | 1 | 0 | 0 | 1 | 0 | 0 | 2.3 |
| KENTUCKY | 01/16/10 | | 2 | 0-0 | .000 | 0-0 | .000 | 0-0 | .000 | 0 | 0 | 0 | 1.8 | 1 | 0 | 0 | 0 | 0 | 0 | 2.2 |
| at LSU | 01/20/10 | | 2 | 0-0 | .000 | 0-0 | .000 | 0-0 | .000 | 0 | 0 | 0 | 1.7 | 1 | 0 | 0 | 0 | 0 | 0 | 2.1 |
| Totals | | 0 | 99 | 15-31 | .484 | 0-0 | .000 | 7-16 | .438 | 18 | 12 | 30 | 1.7 | 16 | 3 | 10 | 2 | 2 | 37 | 2.1 |

Games played: 18
Minutes/game: 5.5
Points/game: 2.1
FG Pct: 48.4
FT Pct: 43.8

Rebounds/game: 1.7
Assists/game: 0.2
Turnovers/game: 0.6
Assist/turnover ratio: 0.3
Steals/game: 0.1
Blocks/game: 0.1

#10 Williams, Larry

| Opponent | Date | gs | min | Total | | 3-Pointers | | Free throws | | Rebounds | | | | pf | a | t/o | blk | stl | pts | avg |
|-------------------|----------|----|-----|--------|-------|------------|-------|-------------|------|----------|-----|-----|-----|----|---|-----|-----|-----|-----|-----|
| | | | | fg-fga | pct | 3fg-fga | pct | ft-fa | pct | off | def | tot | avg | | | | | | | |
| vs UCF | 11/20/09 | | 7 | 1-4 | .250 | 1-4 | .250 | 0-2 | .000 | 0 | 1 | 1 | 1.0 | 1 | 0 | 0 | 0 | 0 | 3 | 3.0 |
| vs IUPUI | 11/21/09 | | 4 | 0-0 | .000 | 0-0 | .000 | 0-0 | .000 | 0 | 0 | 0 | 0.5 | 1 | 0 | 0 | 0 | 1 | 0 | 1.5 |
| HIGH POINT | 11/25/09 | | 4 | 0-1 | .000 | 0-1 | .000 | 1-2 | .500 | 0 | 0 | 0 | 0.3 | 1 | 0 | 0 | 0 | 0 | 1 | 1.3 |
| at Alabama A&M | 12/01/09 | | 8 | 1-2 | .500 | 1-2 | .500 | 0-0 | .000 | 0 | 1 | 1 | 0.5 | 1 | 0 | 1 | 0 | 1 | 3 | 1.8 |
| SAM HOUSTON STATE | 12-20-09 | | 3 | 1-1 | 1.000 | 1-1 | 1.000 | 0-1 | .000 | 0 | 0 | 0 | 0.4 | 0 | 0 | 0 | 0 | 0 | 3 | 2.0 |
| GEORGIA SOUTHERN | 01/02/10 | | 5 | 1-2 | .500 | 0-1 | .000 | 0-0 | .000 | 0 | 1 | 1 | 0.5 | 1 | 0 | 1 | 0 | 0 | 2 | 2.0 |
| WEST GEORGIA | 01/05/10 | | 1 | 1-1 | 1.000 | 1-1 | 1.000 | 0-0 | .000 | 0 | 0 | 0 | 0.4 | 0 | 0 | 0 | 0 | 0 | 3 | 2.1 |
| Totals | | 0 | 32 | 5-11 | .455 | 4-10 | .400 | 1-5 | .200 | 0 | 3 | 3 | 0.4 | 5 | 0 | 2 | 0 | 2 | 15 | 2.1 |

Games played: 7
Minutes/game: 4.6
Points/game: 2.1
FG Pct: 45.5
3FG Pct: 40.0
FT Pct: 20.0

Rebounds/game: 0.4
Turnovers/game: 0.3
Steals/game: 0.3



2009-10 Auburn Tigers Basketball
Auburn Individual Game-by-Game (as of Jan 20, 2010)
All games

#11 Wallace, Josh

| Opponent | Date | gs | min | Total | | 3-Pointers | | Free throws | | Rebounds | | | | pf | a | t/o | blk | stl | pts | avg |
|--------------------|----------|----|-----|--------|-------|------------|------|-------------|-------|----------|-----|-----|-----|----|----|-----|-----|-----|-----|-----|
| | | | | fg-fga | pct | 3fg-fga | pct | ft-fta | pct | off | def | tot | avg | | | | | | | |
| at Missouri State | 11-16-09 | | 4 | 0-1 | .000 | 0-1 | .000 | 0-0 | .000 | 0 | 0 | 0 | 0.0 | 0 | 0 | 0 | 0 | 0 | 0 | 0.0 |
| vs UCF | 11/20/09 | | 4 | 0-0 | .000 | 0-0 | .000 | 0-0 | .000 | 0 | 0 | 0 | 0.0 | 0 | 0 | 0 | 0 | 0 | 0 | 0.0 |
| HIGH POINT | 11/25/09 | | 14 | 0-0 | .000 | 0-0 | .000 | 2-5 | .400 | 1 | 1 | 2 | 0.7 | 1 | 2 | 0 | 0 | 0 | 2 | 0.7 |
| at Alabama A&M | 12/01/09 | | 11 | 0-2 | .000 | 0-1 | .000 | 2-2 | 1.000 | 0 | 0 | 0 | 0.5 | 0 | 4 | 0 | 0 | 0 | 2 | 1.0 |
| TROY | 12/04/09 | | 5 | 0-0 | .000 | 0-0 | .000 | 0-0 | .000 | 0 | 0 | 0 | 0.4 | 0 | 2 | 1 | 0 | 0 | 0 | 0.8 |
| SAM HOUSTON STATE | 12-20-09 | | 7 | 1-1 | 1.000 | 0-0 | .000 | 3-4 | .750 | 0 | 0 | 0 | 0.3 | 1 | 2 | 1 | 0 | 1 | 5 | 1.5 |
| ALABAMA STATE | 12-22-09 | | 10 | 2-2 | 1.000 | 0-0 | .000 | 1-2 | .500 | 0 | 0 | 0 | 0.3 | 1 | 1 | 0 | 0 | 0 | 5 | 2.0 |
| CHARLESTON SOUTHER | 12/29/09 | | 13 | 1-3 | .333 | 0-1 | .000 | 1-2 | .500 | 0 | 1 | 1 | 0.4 | 1 | 1 | 1 | 0 | 1 | 3 | 2.1 |
| GEORGIA SOUTHERN | 01/02/10 | | 10 | 0-0 | .000 | 0-0 | .000 | 0-0 | .000 | 0 | 1 | 1 | 0.4 | 3 | 3 | 2 | 0 | 1 | 0 | 1.9 |
| WEST GEORGIA | 01/05/10 | | 8 | 0-1 | .000 | 0-0 | .000 | 0-0 | .000 | 0 | 0 | 0 | 0.4 | 0 | 1 | 0 | 0 | 0 | 0 | 1.7 |
| SOUTH CAROLINA | 01/09/10 | | 2 | 0-0 | .000 | 0-0 | .000 | 0-0 | .000 | 0 | 0 | 0 | 0.4 | 0 | 0 | 0 | 0 | 0 | 0 | 1.5 |
| at Tennessee | 1/14/10 | | 4 | 0-1 | .000 | 0-0 | .000 | 0-0 | .000 | 0 | 2 | 2 | 0.5 | 0 | 0 | 0 | 0 | 1 | 0 | 1.4 |
| at LSU | 01/20/10 | | 13 | 2-3 | .667 | 0-0 | .000 | 0-0 | .000 | 0 | 1 | 1 | 0.5 | 2 | 0 | 2 | 0 | 0 | 4 | 1.6 |
| Totals | | 0 | 105 | 6-14 | .429 | 0-3 | .000 | 9-15 | .600 | 1 | 6 | 7 | 0.5 | 9 | 16 | 7 | 0 | 4 | 21 | 1.6 |

Games played: 13
Minutes/game: 8.1
Points/game: 1.6
FG Pct: 42.9
3FG Pct: 0.0
FT Pct: 60.0

Rebounds/game: 0.5
Assists/game: 1.2
Turnovers/game: 0.5
Assist/turnover ratio: 2.3
Steals/game: 0.3

#12 Reed, DeWayne

| Opponent | Date | gs | min | Total | | 3-Pointers | | Free throws | | Rebounds | | | | pf | a | t/o | blk | stl | pts | avg |
|-------------------------|----------|----|-----|---------|------|------------|-------|-------------|-------|----------|-----|-----|-----|----|----|-----|-----|-----|-----|------|
| | | | | fg-fga | pct | 3fg-fga | pct | ft-fta | pct | off | def | tot | avg | | | | | | | |
| NIAGARA | 11/13/09 | * | 38 | 8-20 | .400 | 1-5 | .200 | 7-8 | .875 | 2 | 3 | 5 | 5.0 | 1 | 3 | 5 | 0 | 2 | 24 | 24.0 |
| at Missouri State | 11-16-09 | * | 36 | 5-12 | .417 | 0-3 | .000 | 2-5 | .400 | 0 | 1 | 1 | 3.0 | 0 | 3 | 7 | 0 | 2 | 12 | 18.0 |
| vs UCF | 11/20/09 | * | 35 | 6-14 | .429 | 2-6 | .333 | 1-4 | .250 | 2 | 1 | 3 | 3.0 | 5 | 5 | 4 | 1 | 1 | 15 | 17.0 |
| vs IUPUI | 11/21/09 | * | 34 | 7-15 | .467 | 3-9 | .333 | 7-8 | .875 | 1 | 0 | 1 | 2.5 | 2 | 4 | 3 | 0 | 1 | 24 | 18.8 |
| vs North Carolina State | 11/22/09 | * | 38 | 3-11 | .273 | 2-5 | .400 | 1-4 | .250 | 0 | 8 | 8 | 3.6 | 1 | 4 | 4 | 1 | 1 | 9 | 16.8 |
| HIGH POINT | 11/25/09 | * | 26 | 4-11 | .364 | 1-5 | .200 | 4-7 | .571 | 0 | 3 | 3 | 3.5 | 1 | 4 | 2 | 0 | 3 | 13 | 16.2 |
| at Alabama A&M | 12/01/09 | * | 24 | 2-10 | .200 | 0-2 | .000 | 4-7 | .571 | 0 | 3 | 3 | 3.4 | 2 | 3 | 0 | 0 | 6 | 8 | 15.0 |
| TROY | 12/04/09 | * | 35 | 6-13 | .462 | 0-3 | .000 | 6-9 | .667 | 1 | 3 | 4 | 3.5 | 2 | 7 | 4 | 1 | 1 | 18 | 15.4 |
| VIRGINIA | 12/07/09 | * | 38 | 6-12 | .500 | 3-5 | .600 | 3-5 | .600 | 1 | 4 | 5 | 3.7 | 3 | 7 | 2 | 0 | 1 | 18 | 15.7 |
| at Florida State | 12/17/09 | * | 29 | 6-15 | .400 | 3-7 | .429 | 2-4 | .500 | 0 | 3 | 3 | 3.6 | 4 | 5 | 1 | 0 | 2 | 17 | 15.8 |
| SAM HOUSTON STATE | 12-20-09 | * | 34 | 6-17 | .353 | 1-4 | .250 | 6-8 | .750 | 1 | 1 | 2 | 3.5 | 2 | 5 | 3 | 1 | 0 | 19 | 16.1 |
| ALABAMA STATE | 12-22-09 | * | 23 | 4-5 | .800 | 0-1 | .000 | 7-8 | .875 | 0 | 2 | 2 | 3.3 | 5 | 3 | 3 | 1 | 1 | 15 | 16.0 |
| CHARLESTON SOUTHER | 12/29/09 | * | 27 | 2-11 | .182 | 0-3 | .000 | 3-6 | .500 | 1 | 1 | 2 | 3.2 | 4 | 2 | 1 | 0 | 2 | 7 | 15.3 |
| GEORGIA SOUTHERN | 01/02/10 | * | 25 | 3-6 | .500 | 3-3 | 1.000 | 7-8 | .875 | 0 | 1 | 1 | 3.1 | 2 | 6 | 1 | 0 | 1 | 16 | 15.4 |
| WEST GEORGIA | 01/05/10 | * | 29 | 8-11 | .727 | 4-6 | .667 | 0-0 | .000 | 0 | 1 | 1 | 2.9 | 1 | 6 | 0 | 0 | 2 | 20 | 15.7 |
| SOUTH CAROLINA | 01/09/10 | * | 39 | 8-20 | .400 | 0-2 | .000 | 3-7 | .429 | 1 | 1 | 2 | 2.9 | 4 | 8 | 6 | 0 | 1 | 19 | 15.9 |
| at Tennessee | 1/14/10 | * | 35 | 5-15 | .333 | 2-8 | .250 | 7-8 | .875 | 1 | 2 | 3 | 2.9 | 2 | 2 | 4 | 0 | 1 | 19 | 16.1 |
| KENTUCKY | 01/16/10 | * | 40 | 7-25 | .280 | 3-9 | .333 | 2-2 | 1.000 | 1 | 1 | 2 | 2.8 | 2 | 6 | 6 | 0 | 2 | 19 | 16.2 |
| at LSU | 01/20/10 | * | 27 | 5-9 | .556 | 3-5 | .600 | 8-14 | .571 | 0 | 3 | 3 | 2.8 | 3 | 2 | 4 | 1 | 0 | 21 | 16.5 |
| Totals | | 19 | 612 | 101-252 | .401 | 31-91 | .341 | 80-122 | .656 | 12 | 42 | 54 | 2.8 | 46 | 85 | 60 | 6 | 30 | 313 | 16.5 |

Games played: 19
Minutes/game: 32.2
Points/game: 16.5
FG Pct: 40.1
3FG Pct: 34.1
FT Pct: 65.6

Rebounds/game: 2.8
Assists/game: 4.5
Turnovers/game: 3.2
Assist/turnover ratio: 1.4
Steals/game: 1.6
Blocks/game: 0.3



2009-10 Auburn Tigers Basketball
Auburn Individual Game-by-Game (as of Jan 20, 2010)
All games

#15 Neysmith, Tony

| Opponent | Date | gs | min | Total | | 3-Pointers | | Free throws | | Rebounds | | | | pf | a | t/o | blk | stl | pts | avg |
|-------------------------|----------|----|-----|--------|------|------------|------|-------------|------|----------|-----|-----|-----|----|---|-----|-----|-----|-----|-----|
| | | | | fg-fga | pct | 3fg-fga | pct | ft-fa | pct | off | def | tot | avg | | | | | | | |
| NIAGARA | 11/13/09 | | 6 | 0-1 | .000 | 0-1 | .000 | 0-0 | .000 | 0 | 1 | 1 | 1.0 | 1 | 0 | 1 | 0 | 0 | 0 | 0.0 |
| at Missouri State | 11-16-09 | | 4 | 0-0 | .000 | 0-0 | .000 | 0-0 | .000 | 0 | 0 | 0 | 0.5 | 0 | 0 | 3 | 0 | 0 | 0 | 0.0 |
| vs UCF | 11/20/09 | | 5 | 0-0 | .000 | 0-0 | .000 | 0-0 | .000 | 1 | 0 | 1 | 0.7 | 2 | 1 | 1 | 0 | 0 | 0 | 0.0 |
| vs IUPUI | 11/21/09 | | 8 | 0-1 | .000 | 0-0 | .000 | 0-0 | .000 | 0 | 2 | 2 | 1.0 | 1 | 0 | 0 | 0 | 0 | 0 | 0.0 |
| vs North Carolina State | 11/22/09 | | 3 | 0-0 | .000 | 0-0 | .000 | 0-0 | .000 | 0 | 0 | 0 | 0.8 | 2 | 0 | 1 | 0 | 0 | 0 | 0.0 |
| HIGH POINT | 11/25/09 | | 12 | 0-0 | .000 | 0-0 | .000 | 1-2 | .500 | 0 | 1 | 1 | 0.8 | 2 | 0 | 2 | 0 | 3 | 1 | 0.2 |
| at Alabama A&M | 12/01/09 | | 6 | 0-0 | .000 | 0-0 | .000 | 0-0 | .000 | 0 | 2 | 2 | 1.0 | 0 | 3 | 3 | 0 | 0 | 0 | 0.1 |
| VIRGINIA | 12/07/09 | | 4 | 0-0 | .000 | 0-0 | .000 | 0-0 | .000 | 0 | 2 | 2 | 1.1 | 0 | 0 | 0 | 0 | 0 | 0 | 0.1 |
| at Florida State | 12/17/09 | | 6 | 1-2 | .500 | 0-0 | .000 | 0-0 | .000 | 1 | 0 | 1 | 1.1 | 0 | 1 | 0 | 0 | 0 | 2 | 0.3 |
| ALABAMA STATE | 12-22-09 | | 8 | 0-0 | .000 | 0-0 | .000 | 0-0 | .000 | 0 | 0 | 0 | 1.0 | 1 | 3 | 2 | 0 | 0 | 0 | 0.3 |
| CHARLESTON SOUTHER | 12/29/09 | | 5 | 0-0 | .000 | 0-0 | .000 | 0-2 | .000 | 0 | 1 | 1 | 1.0 | 1 | 0 | 1 | 0 | 0 | 0 | 0.3 |
| GEORGIA SOUTHERN | 01/02/10 | | 2 | 0-0 | .000 | 0-0 | .000 | 0-0 | .000 | 0 | 1 | 1 | 1.0 | 0 | 0 | 2 | 0 | 0 | 0 | 0.3 |
| WEST GEORGIA | 01/05/10 | | 3 | 0-1 | .000 | 0-0 | .000 | 0-0 | .000 | 0 | 0 | 0 | 0.9 | 1 | 0 | 0 | 0 | 0 | 0 | 0.2 |
| Totals | | 0 | 72 | 1-5 | .200 | 0-1 | .000 | 1-4 | .250 | 2 | 10 | 12 | 0.9 | 11 | 8 | 16 | 0 | 3 | 3 | 0.2 |

Games played: 13
Minutes/game: 5.5
Points/game: 0.2
FG Pct: 20.0
3FG Pct: 0.0
FT Pct: 25.0

Rebounds/game: 0.9
Assists/game: 0.6
Turnovers/game: 1.2
Assist/turnover ratio: 0.5
Steals/game: 0.2

#20 Sullivan, Frankie

| Opponent | Date | gs | min | Total | | 3-Pointers | | Free throws | | Rebounds | | | | pf | a | t/o | blk | stl | pts | avg |
|-------------------------|----------|----|-----|--------|------|------------|------|-------------|-------|----------|-----|-----|-----|----|----|-----|-----|-----|-----|------|
| | | | | fg-fga | pct | 3fg-fga | pct | ft-fa | pct | off | def | tot | avg | | | | | | | |
| NIAGARA | 11/13/09 | * | 28 | 2-11 | .182 | 0-4 | .000 | 6-6 | 1.000 | 0 | 7 | 7 | 7.0 | 4 | 2 | 2 | 0 | 0 | 10 | 10.0 |
| at Missouri State | 11-16-09 | * | 30 | 1-7 | .143 | 1-5 | .200 | 6-6 | 1.000 | 0 | 2 | 2 | 4.5 | 5 | 0 | 4 | 0 | 1 | 9 | 9.5 |
| vs UCF | 11/20/09 | * | 37 | 5-13 | .385 | 2-8 | .250 | 10-10 | 1.000 | 3 | 3 | 6 | 5.0 | 5 | 3 | 4 | 0 | 3 | 22 | 13.7 |
| vs IUPUI | 11/21/09 | * | 32 | 8-10 | .800 | 4-5 | .800 | 0-0 | .000 | 0 | 2 | 2 | 4.3 | 3 | 4 | 2 | 0 | 2 | 20 | 15.3 |
| vs North Carolina State | 11/22/09 | * | 36 | 7-14 | .500 | 6-11 | .545 | 1-1 | 1.000 | 1 | 3 | 4 | 4.2 | 1 | 4 | 2 | 2 | 0 | 21 | 16.4 |
| HIGH POINT | 11/25/09 | * | 30 | 3-8 | .375 | 1-4 | .250 | 4-4 | 1.000 | 0 | 3 | 3 | 4.0 | 1 | 1 | 2 | 0 | 1 | 11 | 15.5 |
| at Alabama A&M | 12/01/09 | * | 23 | 1-3 | .333 | 1-2 | .500 | 1-2 | .500 | 0 | 4 | 4 | 4.0 | 2 | 1 | 1 | 0 | 2 | 4 | 13.9 |
| TROY | 12/04/09 | * | 31 | 6-14 | .429 | 4-9 | .444 | 0-0 | .000 | 1 | 1 | 2 | 3.8 | 4 | 4 | 3 | 0 | 3 | 16 | 14.1 |
| VIRGINIA | 12/07/09 | * | 37 | 4-9 | .444 | 4-9 | .444 | 0-0 | .000 | 0 | 5 | 5 | 3.9 | 3 | 2 | 1 | 0 | 1 | 12 | 13.9 |
| at Florida State | 12/17/09 | * | 32 | 7-15 | .467 | 3-6 | .500 | 0-1 | .000 | 4 | 5 | 9 | 4.4 | 5 | 2 | 1 | 0 | 2 | 17 | 14.2 |
| SAM HOUSTON STATE | 12-20-09 | * | 33 | 4-7 | .571 | 2-4 | .500 | 5-5 | 1.000 | 0 | 3 | 3 | 4.3 | 2 | 2 | 5 | 1 | 3 | 15 | 14.3 |
| ALABAMA STATE | 12-22-09 | * | 32 | 2-6 | .333 | 0-3 | .000 | 5-7 | .714 | 0 | 6 | 6 | 4.4 | 1 | 4 | 0 | 0 | 1 | 9 | 13.8 |
| CHARLESTON SOUTHER | 12/29/09 | * | 30 | 2-7 | .286 | 0-3 | .000 | 6-6 | 1.000 | 1 | 2 | 3 | 4.3 | 2 | 2 | 0 | 0 | 6 | 10 | 13.5 |
| GEORGIA SOUTHERN | 01/02/10 | * | 23 | 5-7 | .714 | 4-5 | .800 | 1-2 | .500 | 1 | 0 | 1 | 4.1 | 4 | 2 | 1 | 0 | 2 | 15 | 13.6 |
| WEST GEORGIA | 01/05/10 | * | 27 | 7-13 | .538 | 2-8 | .250 | 1-1 | 1.000 | 0 | 1 | 1 | 3.9 | 2 | 6 | 2 | 0 | 1 | 17 | 13.9 |
| SOUTH CAROLINA | 01/09/10 | * | 33 | 5-9 | .556 | 0-2 | .000 | 0-2 | .000 | 2 | 3 | 5 | 3.9 | 5 | 2 | 1 | 0 | 5 | 10 | 13.6 |
| at Tennessee | 1/14/10 | * | 34 | 5-15 | .333 | 4-9 | .444 | 0-0 | .000 | 1 | 2 | 3 | 3.9 | 3 | 2 | 1 | 0 | 1 | 14 | 13.6 |
| KENTUCKY | 01/16/10 | * | 22 | 6-9 | .667 | 3-5 | .600 | 0-2 | .000 | 2 | 1 | 3 | 3.8 | 4 | 0 | 0 | 0 | 2 | 15 | 13.7 |
| at LSU | 01/20/10 | * | 26 | 4-5 | .800 | 3-4 | .750 | 4-4 | 1.000 | 1 | 3 | 4 | 3.8 | 4 | 3 | 0 | 0 | 2 | 15 | 13.8 |
| Totals | | 19 | 576 | 84-182 | .462 | 44-106 | .415 | 50-59 | .847 | 17 | 56 | 73 | 3.8 | 60 | 46 | 32 | 3 | 38 | 262 | 13.8 |

Games played: 19
Minutes/game: 30.3
Points/game: 13.8
FG Pct: 46.2
3FG Pct: 41.5
FT Pct: 84.7

Rebounds/game: 3.8
Assists/game: 2.4
Turnovers/game: 1.7
Assist/turnover ratio: 1.4
Steals/game: 2.0
Blocks/game: 0.2



2009-10 Auburn Tigers Basketball
 Auburn Individual Game-by-Game (as of Jan 20, 2010)
 All games

#22 Gabriel, Kenny

| Opponent | Date | gs | min | Total | | 3-Pointers | | Free throws | | Rebounds | | | | pf | a | t/o | blk | stl | pts | avg |
|--------------------|----------|----|-----|--------|-------|------------|-------|-------------|-------|----------|-----|-----|-----|----|---|-----|-----|-----|-----|-----|
| | | | | fg-fga | pct | 3fg-fga | pct | ft-fa | pct | off | def | tot | avg | | | | | | | |
| NIAGARA | 11/13/09 | | 13 | 1-4 | .250 | 1-4 | .250 | 2-2 | 1.000 | 1 | 1 | 2 | 2.0 | 3 | 0 | 0 | 0 | 1 | 5 | 5.0 |
| at Missouri State | 11-16-09 | | 12 | 2-3 | .667 | 0-1 | .000 | 0-0 | .000 | 0 | 3 | 3 | 2.5 | 2 | 0 | 0 | 2 | 0 | 4 | 4.5 |
| TROY | 12/04/09 | | 3 | 0-2 | .000 | 0-1 | .000 | 0-0 | .000 | 0 | 0 | 0 | 1.7 | 0 | 0 | 0 | 0 | 0 | 0 | 3.0 |
| VIRGINIA | 12/07/09 | | 5 | 1-3 | .333 | 0-2 | .000 | 0-0 | .000 | 1 | 0 | 1 | 1.5 | 0 | 0 | 0 | 0 | 0 | 2 | 2.8 |
| at Florida State | 12/17/09 | | 10 | 1-4 | .250 | 1-4 | .250 | 0-0 | .000 | 0 | 1 | 1 | 1.4 | 0 | 0 | 1 | 0 | 0 | 3 | 2.8 |
| SAM HOUSTON STATE | 12-20-09 | | 7 | 1-3 | .333 | 1-2 | .500 | 0-0 | .000 | 0 | 2 | 2 | 1.5 | 1 | 0 | 0 | 0 | 0 | 3 | 2.8 |
| ALABAMA STATE | 12-22-09 | | 12 | 3-5 | .600 | 2-3 | .667 | 0-0 | .000 | 0 | 1 | 1 | 1.4 | 1 | 0 | 1 | 0 | 1 | 8 | 3.6 |
| CHARLESTON SOUTHER | 12/29/09 | | 5 | 0-0 | .000 | 0-0 | .000 | 0-0 | .000 | 0 | 0 | 0 | 1.3 | 0 | 0 | 0 | 0 | 0 | 0 | 3.1 |
| GEORGIA SOUTHERN | 01/02/10 | | 13 | 1-3 | .333 | 0-1 | .000 | 1-2 | .500 | 0 | 3 | 3 | 1.4 | 1 | 0 | 2 | 1 | 0 | 3 | 3.1 |
| WEST GEORGIA | 01/05/10 | | 13 | 2-4 | .500 | 1-2 | .500 | 1-2 | .500 | 1 | 5 | 6 | 1.9 | 3 | 0 | 1 | 0 | 0 | 6 | 3.4 |
| SOUTH CAROLINA | 01/09/10 | | 3 | 0-0 | .000 | 0-0 | .000 | 0-0 | .000 | 0 | 0 | 0 | 1.7 | 0 | 0 | 1 | 0 | 0 | 0 | 3.1 |
| at Tennessee | 1/14/10 | | 11 | 0-2 | .000 | 0-2 | .000 | 0-0 | .000 | 0 | 0 | 0 | 1.6 | 1 | 0 | 0 | 0 | 0 | 0 | 2.8 |
| KENTUCKY | 01/16/10 | | 3 | 1-1 | 1.000 | 1-1 | 1.000 | 0-0 | .000 | 0 | 0 | 0 | 1.5 | 1 | 0 | 1 | 0 | 0 | 3 | 2.8 |
| Totals | | 0 | 110 | 13-34 | .382 | 7-23 | .304 | 4-6 | .667 | 3 | 16 | 19 | 1.5 | 13 | 0 | 7 | 3 | 2 | 37 | 2.8 |

Games played: 13
 Minutes/game: 8.5
 Points/game: 2.8
 FG Pct: 38.2
 3FG Pct: 30.4
 FT Pct: 66.7

Rebounds/game: 1.5
 Turnovers/game: 0.5
 Steals/game: 0.2
 Blocks/game: 0.2

#24 Waller, Tay

| Opponent | Date | gs | min | Total | | 3-Pointers | | Free throws | | Rebounds | | | | pf | a | t/o | blk | stl | pts | avg |
|--------------------|----------|----|-----|--------|------|------------|------|-------------|-------|----------|-----|-----|-----|----|----|-----|-----|-----|-----|------|
| | | | | fg-fga | pct | 3fg-fga | pct | ft-fa | pct | off | def | tot | avg | | | | | | | |
| at Alabama A&M | 12/01/09 | | 17 | 5-7 | .714 | 3-4 | .750 | 0-0 | .000 | 1 | 0 | 1 | 1.0 | 1 | 1 | 5 | 0 | 0 | 13 | 13.0 |
| TROY | 12/04/09 | * | 29 | 5-11 | .455 | 2-6 | .333 | 0-0 | .000 | 0 | 1 | 1 | 1.0 | 2 | 0 | 0 | 0 | 1 | 12 | 12.5 |
| VIRGINIA | 12/07/09 | * | 24 | 2-4 | .500 | 2-4 | .500 | 4-5 | .800 | 0 | 0 | 0 | 0.7 | 2 | 1 | 3 | 1 | 1 | 10 | 11.7 |
| at Florida State | 12/17/09 | * | 36 | 5-14 | .357 | 4-12 | .333 | 1-2 | .500 | 2 | 2 | 4 | 1.5 | 4 | 1 | 0 | 0 | 3 | 15 | 12.5 |
| SAM HOUSTON STATE | 12-20-09 | * | 31 | 8-14 | .571 | 2-7 | .286 | 0-0 | .000 | 0 | 3 | 3 | 1.8 | 3 | 0 | 1 | 0 | 1 | 18 | 13.6 |
| ALABAMA STATE | 12-22-09 | * | 21 | 5-7 | .714 | 3-5 | .600 | 0-0 | .000 | 0 | 0 | 0 | 1.5 | 2 | 3 | 0 | 0 | 1 | 13 | 13.5 |
| CHARLESTON SOUTHER | 12/29/09 | * | 27 | 3-9 | .333 | 2-7 | .286 | 2-2 | 1.000 | 2 | 4 | 6 | 2.1 | 1 | 2 | 1 | 0 | 1 | 10 | 13.0 |
| GEORGIA SOUTHERN | 01/02/10 | * | 26 | 5-10 | .500 | 3-8 | .375 | 0-0 | .000 | 1 | 3 | 4 | 2.4 | 2 | 1 | 1 | 0 | 1 | 13 | 13.0 |
| WEST GEORGIA | 01/05/10 | * | 23 | 5-10 | .500 | 4-9 | .444 | 2-2 | 1.000 | 0 | 4 | 4 | 2.6 | 1 | 1 | 3 | 0 | 1 | 16 | 13.3 |
| SOUTH CAROLINA | 01/09/10 | * | 33 | 3-8 | .375 | 2-6 | .333 | 0-1 | .000 | 0 | 3 | 3 | 2.6 | 2 | 1 | 0 | 0 | 1 | 8 | 12.8 |
| at Tennessee | 1/14/10 | * | 25 | 2-6 | .333 | 2-6 | .333 | 1-2 | .500 | 1 | 6 | 7 | 3.0 | 3 | 1 | 1 | 0 | 0 | 7 | 12.3 |
| KENTUCKY | 01/16/10 | * | 28 | 1-4 | .250 | 1-4 | .250 | 0-0 | .000 | 2 | 1 | 3 | 3.0 | 3 | 1 | 0 | 0 | 0 | 3 | 11.5 |
| at LSU | 01/20/10 | * | 33 | 3-9 | .333 | 3-8 | .375 | 5-6 | .833 | 2 | 0 | 2 | 2.9 | 3 | 0 | 2 | 0 | 2 | 14 | 11.7 |
| Totals | | 12 | 353 | 52-113 | .460 | 33-86 | .384 | 15-20 | .750 | 11 | 27 | 38 | 2.9 | 29 | 13 | 17 | 1 | 13 | 152 | 11.7 |

Games played: 13
 Minutes/game: 27.2
 Points/game: 11.7
 FG Pct: 46.0
 3FG Pct: 38.4
 FT Pct: 75.0

Rebounds/game: 2.9
 Assists/game: 1.0
 Turnovers/game: 1.3
 Assist/turnover ratio: 0.8
 Steals/game: 1.0
 Blocks/game: 0.1



2009-10 Auburn Tigers Basketball
Auburn Individual Game-by-Game (as of Jan 20, 2010)
All games

#25 Drum, Jake

| Opponent | Date | gs | min | Total | | 3-Pointers | | Free throws | | Rebounds | | | | pf | a | t/o | blk | stl | pts | avg |
|------------------|----------|----|-----|--------|-------|------------|-------|-------------|------|----------|-----|-----|-----|----|---|-----|-----|-----|-----|-----|
| | | | | fg-fga | pct | 3fg-fga | pct | ft-fa | pct | off | def | tot | avg | | | | | | | |
| HIGH POINT | 11/25/09 | | 4 | 1-2 | .500 | 0-1 | .000 | 0-0 | .000 | 1 | 0 | 1 | 1.0 | 1 | 0 | 0 | 0 | 0 | 2 | 2.0 |
| at Alabama A&M | 12/01/09 | | 7 | 1-1 | 1.000 | 1-1 | 1.000 | 0-0 | .000 | 1 | 1 | 2 | 1.5 | 2 | 1 | 4 | 0 | 0 | 3 | 2.5 |
| GEORGIA SOUTHERN | 01/02/10 | | 1 | 0-0 | .000 | 0-0 | .000 | 0-0 | .000 | 0 | 0 | 0 | 1.0 | 0 | 0 | 0 | 0 | 0 | 0 | 1.7 |
| WEST GEORGIA | 01/05/10 | | 1 | 0-0 | .000 | 0-0 | .000 | 0-0 | .000 | 0 | 0 | 0 | 0.8 | 0 | 0 | 0 | 0 | 0 | 0 | 1.3 |
| Totals | | 0 | 13 | 2-3 | .667 | 1-2 | .500 | 0-0 | .000 | 2 | 1 | 3 | 0.8 | 3 | 1 | 4 | 0 | 0 | 5 | 1.3 |

Games played: 4
Minutes/game: 3.3
Points/game: 1.3
FG Pct: 66.7
3FG Pct: 50.0

Rebounds/game: 0.8
Assists/game: 0.3
Turnovers/game: 1.0
Assist/turnover ratio: 0.3

#30 Knox, Brendon

| Opponent | Date | gs | min | Total | | 3-Pointers | | Free throws | | Rebounds | | | | pf | a | t/o | blk | stl | pts | avg |
|-------------------------|----------|----|-----|--------|-------|------------|------|-------------|-------|----------|-----|-----|-----|----|---|-----|-----|-----|-----|-----|
| | | | | fg-fga | pct | 3fg-fga | pct | ft-fa | pct | off | def | tot | avg | | | | | | | |
| NIAGARA | 11/13/09 | * | 22 | 2-2 | 1.000 | 0-0 | .000 | 3-4 | .750 | 2 | 3 | 5 | 5.0 | 2 | 0 | 2 | 0 | 0 | 7 | 7.0 |
| at Missouri State | 11-16-09 | * | 18 | 2-3 | .667 | 0-0 | .000 | 1-4 | .250 | 2 | 4 | 6 | 5.5 | 4 | 0 | 4 | 2 | 0 | 5 | 6.0 |
| vs UCF | 11/20/09 | * | 13 | 0-2 | .000 | 0-0 | .000 | 0-0 | .000 | 0 | 0 | 0 | 3.7 | 2 | 0 | 0 | 0 | 1 | 0 | 4.0 |
| vs IUPUI | 11/21/09 | | 16 | 4-5 | .800 | 0-0 | .000 | 2-2 | 1.000 | 1 | 2 | 3 | 3.5 | 0 | 0 | 0 | 2 | 0 | 10 | 5.5 |
| vs North Carolina State | 11/22/09 | | 22 | 3-4 | .750 | 0-0 | .000 | 1-3 | .333 | 2 | 0 | 2 | 3.2 | 4 | 0 | 2 | 3 | 2 | 7 | 5.8 |
| HIGH POINT | 11/25/09 | | 15 | 4-4 | 1.000 | 0-0 | .000 | 4-7 | .571 | 3 | 1 | 4 | 3.3 | 4 | 0 | 1 | 1 | 0 | 12 | 6.8 |
| at Alabama A&M | 12/01/09 | | 15 | 1-2 | .500 | 0-0 | .000 | 0-0 | .000 | 0 | 1 | 1 | 3.0 | 2 | 0 | 0 | 1 | 1 | 2 | 6.1 |
| TROY | 12/04/09 | | 24 | 4-7 | .571 | 0-0 | .000 | 1-2 | .500 | 3 | 2 | 5 | 3.3 | 1 | 1 | 1 | 0 | 0 | 9 | 6.5 |
| VIRGINIA | 12/07/09 | | 31 | 5-5 | 1.000 | 0-0 | .000 | 1-7 | .143 | 4 | 2 | 6 | 3.6 | 2 | 0 | 1 | 1 | 0 | 11 | 7.0 |
| at Florida State | 12/17/09 | | 29 | 1-2 | .500 | 0-0 | .000 | 2-2 | 1.000 | 1 | 1 | 2 | 3.4 | 5 | 0 | 2 | 0 | 1 | 4 | 6.7 |
| SAM HOUSTON STATE | 12-20-09 | | 9 | 2-3 | .667 | 0-0 | .000 | 0-0 | .000 | 2 | 0 | 2 | 3.3 | 5 | 1 | 1 | 0 | 0 | 4 | 6.5 |
| ALABAMA STATE | 12-22-09 | | 25 | 7-9 | .778 | 0-0 | .000 | 4-7 | .571 | 1 | 3 | 4 | 3.3 | 2 | 0 | 4 | 0 | 0 | 18 | 7.4 |
| CHARLESTON SOUTHER | 12/29/09 | | 20 | 4-5 | .800 | 0-0 | .000 | 3-4 | .750 | 2 | 1 | 3 | 3.3 | 1 | 0 | 1 | 0 | 1 | 11 | 7.7 |
| GEORGIA SOUTHERN | 01/02/10 | | 23 | 7-9 | .778 | 0-0 | .000 | 4-7 | .571 | 6 | 5 | 11 | 3.9 | 2 | 1 | 1 | 1 | 0 | 18 | 8.4 |
| WEST GEORGIA | 01/05/10 | | 13 | 4-7 | .571 | 0-0 | .000 | 1-1 | 1.000 | 3 | 2 | 5 | 3.9 | 1 | 0 | 1 | 1 | 0 | 9 | 8.5 |
| SOUTH CAROLINA | 01/09/10 | | 30 | 9-11 | .818 | 0-0 | .000 | 4-5 | .800 | 2 | 5 | 7 | 4.1 | 2 | 0 | 2 | 1 | 0 | 22 | 9.3 |
| at Tennessee | 1/14/10 | | 18 | 0-2 | .000 | 0-0 | .000 | 2-4 | .500 | 2 | 3 | 5 | 4.2 | 4 | 0 | 5 | 0 | 1 | 2 | 8.9 |
| KENTUCKY | 01/16/10 | | 17 | 2-4 | .500 | 0-0 | .000 | 3-6 | .500 | 0 | 0 | 0 | 3.9 | 4 | 0 | 1 | 0 | 0 | 7 | 8.8 |
| at LSU | 01/20/10 | | 27 | 4-7 | .571 | 0-0 | .000 | 2-2 | 1.000 | 2 | 4 | 6 | 4.1 | 1 | 3 | 0 | 0 | 0 | 10 | 8.8 |
| Totals | | 3 | 387 | 65-93 | .699 | 0-0 | .000 | 38-67 | .567 | 38 | 39 | 77 | 4.1 | 48 | 6 | 29 | 13 | 7 | 168 | 8.8 |

Games played: 19
Minutes/game: 20.4
Points/game: 8.8
FG Pct: 69.9
FT Pct: 56.7

Rebounds/game: 4.1
Assists/game: 0.3
Turnovers/game: 1.5
Assist/turnover ratio: 0.2
Steals/game: 0.4
Blocks/game: 0.7



2009-10 Auburn Tigers Basketball
 Auburn Individual Game-by-Game (as of Jan 20, 2010)
 All games

#33 Ross, Earnest

| Opponent | Date | gs | min | Total | | 3-Pointers | | Free throws | | Rebounds | | | | pf | a | t/o | blk | stl | pts | avg |
|-------------------------|----------|----|-----|--------|-------|------------|------|-------------|-------|----------|-----|-----|-----|----|----|-----|-----|-----|-----|-----|
| | | | | fg-fga | pct | 3fg-fga | pct | ft-fga | pct | off | def | tot | avg | | | | | | | |
| NIAGARA | 11/13/09 | * | 25 | 1-3 | .333 | 0-1 | .000 | 4-6 | .667 | 2 | 3 | 5 | 5.0 | 1 | 2 | 1 | 0 | 2 | 6 | 6.0 |
| at Missouri State | 11-16-09 | * | 25 | 3-9 | .333 | 1-5 | .200 | 0-0 | .000 | 1 | 4 | 5 | 5.0 | 3 | 1 | 3 | 0 | 5 | 7 | 6.5 |
| vs UCF | 11/20/09 | * | 27 | 3-11 | .273 | 3-8 | .375 | 0-0 | .000 | 5 | 1 | 6 | 5.3 | 3 | 3 | 0 | 0 | 3 | 9 | 7.3 |
| vs IUPUI | 11/21/09 | * | 35 | 6-8 | .750 | 3-4 | .750 | 1-1 | 1.000 | 2 | 2 | 4 | 5.0 | 2 | 1 | 3 | 2 | 3 | 16 | 9.5 |
| vs North Carolina State | 11/22/09 | * | 20 | 1-5 | .200 | 0-2 | .000 | 0-0 | .000 | 1 | 5 | 6 | 5.2 | 2 | 1 | 1 | 0 | 0 | 2 | 8.0 |
| HIGH POINT | 11/25/09 | * | 20 | 3-5 | .600 | 2-3 | .667 | 4-4 | 1.000 | 1 | 2 | 3 | 4.8 | 2 | 0 | 0 | 1 | 0 | 12 | 8.7 |
| at Alabama A&M | 12/01/09 | * | 14 | 2-6 | .333 | 0-2 | .000 | 1-2 | .500 | 3 | 2 | 5 | 4.9 | 1 | 2 | 2 | 1 | 2 | 5 | 8.1 |
| TROY | 12/04/09 | | 12 | 0-2 | .000 | 0-1 | .000 | 0-0 | .000 | 1 | 0 | 1 | 4.4 | 2 | 0 | 0 | 0 | 0 | 0 | 7.1 |
| VIRGINIA | 12/07/09 | | 14 | 1-5 | .200 | 0-3 | .000 | 0-0 | .000 | 4 | 0 | 4 | 4.3 | 1 | 1 | 0 | 0 | 0 | 2 | 6.6 |
| at Florida State | 12/17/09 | | 12 | 0-5 | .000 | 0-3 | .000 | 0-0 | .000 | 1 | 1 | 2 | 4.1 | 2 | 1 | 1 | 0 | 2 | 0 | 5.9 |
| SAM HOUSTON STATE | 12-20-09 | | 12 | 0-1 | .000 | 0-1 | .000 | 1-2 | .500 | 1 | 2 | 3 | 4.0 | 3 | 0 | 2 | 0 | 0 | 1 | 5.5 |
| ALABAMA STATE | 12-22-09 | | 9 | 0-2 | .000 | 0-2 | .000 | 0-0 | .000 | 0 | 1 | 1 | 3.8 | 2 | 0 | 1 | 0 | 0 | 0 | 5.0 |
| CHARLESTON SOUTHER | 12/29/09 | | 10 | 1-1 | 1.000 | 0-0 | .000 | 0-0 | .000 | 1 | 0 | 1 | 3.5 | 1 | 0 | 1 | 0 | 0 | 2 | 4.8 |
| GEORGIA SOUTHERN | 01/02/10 | | 6 | 0-3 | .000 | 0-2 | .000 | 0-0 | .000 | 0 | 2 | 2 | 3.4 | 0 | 2 | 1 | 0 | 0 | 0 | 4.4 |
| WEST GEORGIA | 01/05/10 | | 11 | 0-3 | .000 | 0-3 | .000 | 0-0 | .000 | 2 | 4 | 6 | 3.6 | 0 | 2 | 0 | 0 | 1 | 0 | 4.1 |
| SOUTH CAROLINA | 01/09/10 | | 3 | 0-1 | .000 | 0-1 | .000 | 0-0 | .000 | 0 | 1 | 1 | 3.4 | 0 | 0 | 2 | 0 | 0 | 0 | 3.9 |
| at Tennessee | 1/14/10 | | 17 | 1-3 | .333 | 1-3 | .333 | 0-0 | .000 | 1 | 0 | 1 | 3.3 | 4 | 0 | 0 | 0 | 1 | 3 | 3.8 |
| KENTUCKY | 01/16/10 | | 5 | 0-1 | .000 | 0-0 | .000 | 0-0 | .000 | 0 | 1 | 1 | 3.2 | 0 | 0 | 0 | 0 | 1 | 0 | 3.6 |
| at LSU | 01/20/10 | | 14 | 1-2 | .500 | 0-1 | .000 | 0-0 | .000 | 1 | 1 | 2 | 3.1 | 1 | 0 | 1 | 0 | 0 | 2 | 3.5 |
| Totals | | 7 | 291 | 23-76 | .303 | 10-45 | .222 | 11-15 | .733 | 27 | 32 | 59 | 3.1 | 30 | 16 | 19 | 4 | 20 | 67 | 3.5 |

Games played: 19
 Minutes/game: 15.3
 Points/game: 3.5
 FG Pct: 30.3
 3FG Pct: 22.2
 FT Pct: 73.3

Rebounds/game: 3.1
 Assists/game: 0.8
 Turnovers/game: 1.0
 Assist/turnover ratio: 0.8
 Steals/game: 1.1
 Blocks/game: 0.2

#34 Lett, Johnnie

| Opponent | Date | gs | min | Total | | 3-Pointers | | Free throws | | Rebounds | | | | pf | a | t/o | blk | stl | pts | avg |
|-------------------------|----------|----|-----|--------|-------|------------|------|-------------|-------|----------|-----|-----|-----|----|---|-----|-----|-----|-----|-----|
| | | | | fg-fga | pct | 3fg-fga | pct | ft-fga | pct | off | def | tot | avg | | | | | | | |
| NIAGARA | 11/13/09 | | 13 | 0-1 | .000 | 0-0 | .000 | 0-0 | .000 | 2 | 1 | 3 | 3.0 | 1 | 0 | 0 | 0 | 0 | 0 | 0.0 |
| at Missouri State | 11-16-09 | | 14 | 0-1 | .000 | 0-0 | .000 | 0-0 | .000 | 0 | 3 | 3 | 3.0 | 1 | 0 | 0 | 1 | 0 | 0 | 0.0 |
| vs UCF | 11/20/09 | | 17 | 2-2 | 1.000 | 0-0 | .000 | 0-1 | .000 | 1 | 4 | 5 | 3.7 | 5 | 1 | 0 | 0 | 0 | 4 | 1.3 |
| vs IUPUI | 11/21/09 | * | 22 | 1-5 | .200 | 0-0 | .000 | 2-3 | .667 | 0 | 4 | 4 | 3.8 | 4 | 0 | 0 | 0 | 1 | 4 | 2.0 |
| vs North Carolina State | 11/22/09 | * | 21 | 3-6 | .500 | 0-0 | .000 | 0-4 | .000 | 4 | 2 | 6 | 4.2 | 1 | 1 | 1 | 1 | 1 | 6 | 2.8 |
| HIGH POINT | 11/25/09 | * | 14 | 0-0 | .000 | 0-0 | .000 | 0-0 | .000 | 0 | 1 | 1 | 3.7 | 1 | 1 | 1 | 0 | 0 | 0 | 2.3 |
| at Alabama A&M | 12/01/09 | * | 14 | 2-4 | .500 | 0-0 | .000 | 1-2 | .500 | 2 | 1 | 3 | 3.6 | 1 | 0 | 1 | 0 | 0 | 5 | 2.7 |
| TROY | 12/04/09 | * | 15 | 1-3 | .333 | 0-0 | .000 | 1-2 | .500 | 1 | 5 | 6 | 3.9 | 1 | 0 | 1 | 0 | 1 | 3 | 2.8 |
| VIRGINIA | 12/07/09 | * | 7 | 0-2 | .000 | 0-0 | .000 | 0-0 | .000 | 0 | 1 | 1 | 3.6 | 1 | 0 | 1 | 0 | 0 | 0 | 2.4 |
| at Florida State | 12/17/09 | * | 9 | 0-1 | .000 | 0-1 | .000 | 0-0 | .000 | 0 | 0 | 0 | 3.2 | 5 | 0 | 1 | 0 | 0 | 0 | 2.2 |
| SAM HOUSTON STATE | 12-20-09 | * | 23 | 1-2 | .500 | 0-0 | .000 | 1-3 | .333 | 2 | 3 | 5 | 3.4 | 3 | 2 | 0 | 0 | 1 | 3 | 2.3 |
| ALABAMA STATE | 12-22-09 | * | 7 | 0-0 | .000 | 0-0 | .000 | 0-0 | .000 | 3 | 3 | 6 | 3.6 | 3 | 1 | 1 | 0 | 0 | 0 | 2.1 |
| CHARLESTON SOUTHER | 12/29/09 | * | 13 | 2-3 | .667 | 0-0 | .000 | 0-1 | .000 | 2 | 0 | 2 | 3.5 | 1 | 0 | 1 | 0 | 0 | 4 | 2.2 |
| GEORGIA SOUTHERN | 01/02/10 | * | 5 | 0-1 | .000 | 0-0 | .000 | 0-0 | .000 | 0 | 3 | 3 | 3.4 | 2 | 0 | 0 | 0 | 0 | 0 | 2.1 |
| WEST GEORGIA | 01/05/10 | * | 16 | 3-4 | .750 | 0-0 | .000 | 1-1 | 1.000 | 1 | 1 | 2 | 3.3 | 1 | 1 | 0 | 0 | 1 | 7 | 2.4 |
| SOUTH CAROLINA | 01/09/10 | * | 7 | 0-1 | .000 | 0-0 | .000 | 0-0 | .000 | 0 | 2 | 2 | 3.3 | 1 | 0 | 0 | 0 | 0 | 0 | 2.3 |
| at Tennessee | 1/14/10 | * | 13 | 0-2 | .000 | 0-0 | .000 | 0-0 | .000 | 2 | 0 | 2 | 3.2 | 3 | 0 | 2 | 0 | 0 | 0 | 2.1 |
| KENTUCKY | 01/16/10 | * | 21 | 2-4 | .500 | 0-0 | .000 | 0-0 | .000 | 2 | 2 | 4 | 3.2 | 1 | 2 | 0 | 1 | 0 | 4 | 2.2 |
| at LSU | 01/20/10 | * | 15 | 2-3 | .667 | 0-0 | .000 | 0-1 | .000 | 2 | 1 | 3 | 3.2 | 3 | 0 | 1 | 0 | 0 | 4 | 2.3 |
| Totals | | 16 | 266 | 19-45 | .422 | 0-1 | .000 | 6-18 | .333 | 24 | 37 | 61 | 3.2 | 39 | 9 | 11 | 3 | 5 | 44 | 2.3 |

Games played: 19
 Minutes/game: 14.0
 Points/game: 2.3
 FG Pct: 42.2
 3FG Pct: 0.0
 FT Pct: 33.3

Rebounds/game: 3.2
 Assists/game: 0.5
 Turnovers/game: 0.6
 Assist/turnover ratio: 0.8
 Steals/game: 0.3
 Blocks/game: 0.2



2009-10 Auburn Tigers Basketball
Auburn Individual Game-by-Game (as of Jan 20, 2010)
All games

#41 Chubb, Rob

| Opponent | Date | gs | min | Total | | 3-Pointers | | Free throws | | Rebounds | | | | pf | a | t/o | blk | stl | pts | avg |
|------------------|----------|----|-----|--------|-------|------------|------|-------------|------|----------|-----|-----|-----|----|---|-----|-----|-----|-----|-----|
| | | | | fg-fga | pct | 3fg-fga | pct | ft-fa | pct | off | def | tot | avg | | | | | | | |
| vs UCF | 11/20/09 | | 1 | 0-0 | .000 | 0-0 | .000 | 0-0 | .000 | 0 | 0 | 0 | 0.0 | 0 | 0 | 0 | 0 | 0 | 0 | 0.0 |
| HIGH POINT | 11/25/09 | | 8 | 2-4 | .500 | 0-0 | .000 | 0-2 | .000 | 2 | 6 | 8 | 4.0 | 2 | 1 | 0 | 0 | 0 | 4 | 2.0 |
| at Alabama A&M | 12/01/09 | | 9 | 1-1 | 1.000 | 0-0 | .000 | 0-0 | .000 | 0 | 1 | 1 | 3.0 | 2 | 0 | 1 | 0 | 0 | 2 | 2.0 |
| GEORGIA SOUTHERN | 01/02/10 | | 4 | 1-1 | 1.000 | 0-0 | .000 | 0-0 | .000 | 0 | 0 | 0 | 2.3 | 2 | 0 | 3 | 0 | 2 | 2 | 2.0 |
| WEST GEORGIA | 01/05/10 | | 1 | 0-0 | .000 | 0-0 | .000 | 1-2 | .500 | 0 | 2 | 2 | 2.2 | 0 | 0 | 0 | 0 | 0 | 1 | 1.8 |
| Totals | | 0 | 23 | 4-6 | .667 | 0-0 | .000 | 1-4 | .250 | 2 | 9 | 11 | 2.2 | 6 | 1 | 4 | 0 | 2 | 9 | 1.8 |

Games played: 5
Minutes/game: 4.6
Points/game: 1.8
FG Pct: 66.7
FT Pct: 25.0

Rebounds/game: 2.2
Assists/game: 0.2
Turnovers/game: 0.8
Assist/turnover ratio: 0.3
Steals/game: 0.4

#44 Spencer, Dylan

| Opponent | Date | gs | min | Total | | 3-Pointers | | Free throws | | Rebounds | | | | pf | a | t/o | blk | stl | pts | avg |
|------------------|----------|----|-----|--------|------|------------|------|-------------|------|----------|-----|-----|-----|----|---|-----|-----|-----|-----|-----|
| | | | | fg-fga | pct | 3fg-fga | pct | ft-fa | pct | off | def | tot | avg | | | | | | | |
| GEORGIA SOUTHERN | 01/02/10 | | 0 | 0-0 | .000 | 0-0 | .000 | 0-0 | .000 | 0 | 0 | 0 | 0.0 | 0 | 0 | 0 | 0 | 0 | 0 | 0.0 |
| Totals | | 0 | 0 | 0-0 | .000 | 0-0 | .000 | 0-0 | .000 | 0 | 0 | 0 | 0.0 | 0 | 0 | 0 | 0 | 0 | 0 | 0.0 |

Games played: 1

#TM TEAM

| Opponent | Date | gs | min | Total | | 3-Pointers | | Free throws | | Rebounds | | | | pf | a | t/o | blk | stl | pts | avg |
|-------------------------|----------|----|-----|--------|------|------------|------|-------------|------|----------|-----|-----|-----|----|---|-----|-----|-----|-----|-----|
| | | | | fg-fga | pct | 3fg-fga | pct | ft-fa | pct | off | def | tot | avg | | | | | | | |
| NIAGARA | 11/13/09 | | 0 | 0-0 | .000 | 0-0 | .000 | 0-0 | .000 | 1 | 1 | 2 | 2.0 | 0 | 0 | 0 | 0 | 0 | 0 | 0.0 |
| at Missouri State | 11-16-09 | | 0 | 0-0 | .000 | 0-0 | .000 | 0-0 | .000 | 3 | 1 | 4 | 3.0 | 0 | 0 | 0 | 0 | 0 | 0 | 0.0 |
| vs UCF | 11/20/09 | | 0 | 0-0 | .000 | 0-0 | .000 | 0-0 | .000 | 2 | 0 | 2 | 2.7 | 0 | 0 | 0 | 0 | 0 | 0 | 0.0 |
| vs IUPUI | 11/21/09 | | 0 | 0-0 | .000 | 0-0 | .000 | 0-0 | .000 | 1 | 0 | 1 | 2.3 | 0 | 0 | 2 | 0 | 0 | 0 | 0.0 |
| vs North Carolina State | 11/22/09 | | 0 | 0-0 | .000 | 0-0 | .000 | 0-0 | .000 | 1 | 0 | 1 | 2.0 | 0 | 0 | 0 | 0 | 0 | 0 | 0.0 |
| HIGH POINT | 11/25/09 | | 0 | 0-0 | .000 | 0-0 | .000 | 0-0 | .000 | 1 | 0 | 1 | 1.8 | 0 | 0 | 0 | 0 | 0 | 0 | 0.0 |
| at Alabama A&M | 12/01/09 | | 0 | 0-0 | .000 | 0-0 | .000 | 0-0 | .000 | 0 | 1 | 1 | 1.7 | 0 | 0 | 0 | 0 | 0 | 0 | 0.0 |
| TROY | 12/04/09 | | 0 | 0-0 | .000 | 0-0 | .000 | 0-0 | .000 | 4 | 0 | 4 | 2.0 | 0 | 0 | 0 | 0 | 0 | 0 | 0.0 |
| VIRGINIA | 12/07/09 | | 0 | 0-0 | .000 | 0-0 | .000 | 0-0 | .000 | 1 | 1 | 2 | 2.0 | 0 | 0 | 0 | 0 | 0 | 0 | 0.0 |
| at Florida State | 12/17/09 | | 0 | 0-0 | .000 | 0-0 | .000 | 0-0 | .000 | 4 | 0 | 4 | 2.2 | 0 | 0 | 0 | 0 | 0 | 0 | 0.0 |
| SAM HOUSTON STATE | 12-20-09 | | 0 | 0-0 | .000 | 0-0 | .000 | 0-0 | .000 | 1 | 2 | 3 | 2.3 | 0 | 0 | 0 | 0 | 0 | 0 | 0.0 |
| ALABAMA STATE | 12-22-09 | | 0 | 0-0 | .000 | 0-0 | .000 | 0-0 | .000 | 1 | 1 | 2 | 2.3 | 0 | 0 | 0 | 0 | 0 | 0 | 0.0 |
| CHARLESTON SOUTHER | 12/29/09 | | 0 | 0-0 | .000 | 0-0 | .000 | 0-0 | .000 | 0 | 2 | 2 | 2.2 | 0 | 0 | 0 | 0 | 0 | 0 | 0.0 |
| GEORGIA SOUTHERN | 01/02/10 | | 0 | 0-0 | .000 | 0-0 | .000 | 0-0 | .000 | 1 | 0 | 1 | 2.1 | 0 | 0 | 0 | 0 | 0 | 0 | 0.0 |
| WEST GEORGIA | 01/05/10 | | 0 | 0-0 | .000 | 0-0 | .000 | 0-0 | .000 | 2 | 3 | 5 | 2.3 | 0 | 0 | 0 | 0 | 0 | 0 | 0.0 |
| SOUTH CAROLINA | 01/09/10 | | 0 | 0-0 | .000 | 0-0 | .000 | 0-0 | .000 | 5 | 2 | 7 | 2.6 | 0 | 0 | 0 | 0 | 0 | 0 | 0.0 |
| at Tennessee | 1/14/10 | | 0 | 0-0 | .000 | 0-0 | .000 | 0-0 | .000 | 1 | 0 | 1 | 2.5 | 0 | 0 | 0 | 0 | 0 | 0 | 0.0 |
| KENTUCKY | 01/16/10 | | 0 | 0-0 | .000 | 0-0 | .000 | 0-0 | .000 | 2 | 2 | 4 | 2.6 | 0 | 0 | 0 | 0 | 0 | 0 | 0.0 |
| at LSU | 01/20/10 | | 0 | 0-0 | .000 | 0-0 | .000 | 0-0 | .000 | 1 | 1 | 2 | 2.6 | 0 | 0 | 0 | 0 | 0 | 0 | 0.0 |
| Totals | | 0 | 0 | 0-0 | .000 | 0-0 | .000 | 0-0 | .000 | 32 | 17 | 49 | 2.6 | 0 | 0 | 2 | 0 | 0 | 0 | 0.0 |

Games played: 19

Rebounds/game: 2.6
Turnovers/game: 0.1

2009-10 GAME-BY-GAME TEAM STATISTICS

| | PTS | FG-A | Pct. | 3FG-A | Pct. | FT-A | Pct. | 0-D-TOT | PF | A | TO | BK | STL |
|---------------------|-----|-------|------|-------|------|-------|------|----------|----|----|----|----|-----|
| Niagara | 65 | 24-65 | .369 | 8-28 | .286 | 9-10 | .900 | 14-27-41 | 24 | 12 | 17 | 2 | 11 |
| at Auburn (1) | 69 | 20-57 | .351 | 4-22 | .182 | 25-30 | .833 | 13-26-39 | 18 | 7 | 16 | 1 | 8 |
| Auburn | 62 | 22-54 | .407 | 5-24 | .208 | 13-22 | .591 | 10-23-33 | 22 | 8 | 25 | 5 | 11 |
| at Missouri State | 73 | 26-61 | .426 | 6-19 | .316 | 15-20 | .750 | 12-26-38 | 20 | 19 | 19 | 3 | 9 |
| UCF vs. | 84 | 25-48 | .521 | 3-9 | .333 | 31-40 | .775 | 11-27-38 | 18 | 16 | 20 | 6 | 9 |
| Auburn | 74 | 26-68 | .382 | 11-39 | .282 | 11-17 | .647 | 18-14-32 | 31 | 15 | 17 | 1 | 13 |
| IUPUI vs. | 65 | 23-49 | .469 | 4-18 | .222 | 15-19 | .789 | 10-16-26 | 16 | 13 | 15 | 2 | 6 |
| Auburn | 80 | 29-53 | .547 | 10-22 | .455 | 12-14 | .857 | 9-18-27 | 17 | 16 | 13 | 5 | 10 |
| Auburn vs. | 58 | 22-53 | .415 | 9-23 | .391 | 5-15 | .333 | 11-25-36 | 18 | 12 | 15 | 7 | 4 |
| NC State | 60 | 21-63 | .333 | 5-19 | .263 | 13-18 | .722 | 19-24-43 | 12 | 13 | 11 | 2 | 6 |
| High Point | 54 | 17-53 | .321 | 5-18 | .278 | 15-24 | .625 | 8-23-31 | 27 | 7 | 19 | 4 | 3 |
| at Auburn | 75 | 23-49 | .469 | 4-17 | .235 | 25-40 | .625 | 10-33-43 | 22 | 12 | 15 | 3 | 10 |
| Auburn | 87 | 35-69 | .507 | 6-20 | .300 | 11-21 | .524 | 22-30-52 | 19 | 18 | 19 | 3 | 16 |
| at Alabama A&M | 52 | 19-57 | .333 | 5-15 | .333 | 9-19 | .474 | 12-19-31 | 18 | 9 | 20 | 6 | 15 |
| Troy | 81 | 29-54 | .537 | 13-25 | .520 | 10-16 | .625 | 7-32-39 | 16 | 19 | 23 | 4 | 5 |
| at Auburn | 77 | 29-74 | .392 | 8-31 | .258 | 11-17 | .647 | 16-20-36 | 15 | 19 | 10 | 2 | 9 |
| Virginia | 67 | 25-58 | .431 | 9-22 | .409 | 8-10 | .800 | 10-21-31 | 21 | 13 | 9 | 4 | 6 |
| at Auburn | 68 | 25-53 | .472 | 10-26 | .385 | 8-17 | .471 | 12-23-35 | 15 | 12 | 12 | 3 | 4 |
| Auburn | 72 | 26-72 | .361 | 13-39 | .333 | 7-13 | .538 | 15-18-33 | 31 | 12 | 10 | 0 | 10 |
| at Florida State | 76 | 23-47 | .489 | 6-15 | .400 | 24-34 | .706 | 11-33-44 | 18 | 15 | 19 | 7 | 6 |
| Sam Houston State | 107 | 38-66 | .576 | 15-28 | .536 | 16-25 | .640 | 9-28-37 | 21 | 22 | 15 | 0 | 6 |
| at Auburn | 89 | 32-63 | .508 | 7-22 | .318 | 18-27 | .667 | 9-23-32 | 24 | 15 | 16 | 2 | 7 |
| Alabama State | 78 | 28-64 | .438 | 10-25 | .400 | 12-21 | .571 | 16-17-33 | 30 | 15 | 17 | 2 | 6 |
| at Auburn | 94 | 31-50 | .620 | 6-17 | .353 | 26-34 | .765 | 6-25-31 | 21 | 19 | 17 | 4 | 7 |
| Charleston Southern | 62 | 23-52 | .442 | 8-22 | .364 | 8-10 | .800 | 9-23-32 | 20 | 11 | 22 | 1 | 8 |
| at Auburn | 77 | 27-63 | .429 | 4-20 | .200 | 19-28 | .679 | 17-21-38 | 12 | 11 | 11 | 1 | 12 |
| Georgia Southern | 75 | 25-60 | .417 | 9-22 | .409 | 16-29 | .552 | 14-17-31 | 19 | 18 | 17 | 2 | 9 |
| at Auburn | 95 | 32-56 | .571 | 13-24 | .542 | 18-27 | .667 | 10-29-39 | 21 | 19 | 19 | 3 | 8 |
| West Georgia | 72 | 26-60 | .433 | 9-27 | .333 | 11-13 | .846 | 5-24-29 | 12 | 14 | 15 | 2 | 4 |
| at Auburn | 96 | 37-71 | .521 | 13-33 | .394 | 9-13 | .692 | 10-30-40 | 14 | 19 | 9 | 1 | 9 |
| South Carolina | 80 | 28-62 | .452 | 11-25 | .440 | 13-17 | .440 | 10-27-37 | 16 | 12 | 17 | 5 | 8 |
| at Auburn | 71 | 29-65 | .446 | 2-13 | .154 | 11-21 | .524 | 15-26-41 | 18 | 15 | 18 | 1 | 9 |
| Auburn at | 55 | 17-56 | .304 | 11-35 | .314 | 10-17 | .588 | 12-21-33 | 23 | 10 | 17 | 1 | 6 |
| Tennessee (#9) | 81 | 31-51 | .608 | 7-18 | .389 | 12-19 | .632 | 6-29-35 | 15 | 15 | 15 | 5 | 9 |
| Kentucky (#2) | 72 | 22-43 | .512 | 5-14 | .357 | 23-35 | .657 | 9-25-34 | 13 | 13 | 16 | 7 | 6 |
| at Auburn | 67 | 25-60 | .417 | 9-24 | .375 | 8-14 | .571 | 11-19-30 | 21 | 11 | 12 | 1 | 10 |
| Auburn | 84 | 26-50 | .520 | 10-22 | .455 | 22-33 | .667 | 10-20-30 | 23 | 8 | 11 | 1 | 5 |
| at LSU | 80 | 28-63 | .444 | 5-18 | .278 | 19-24 | .792 | 16-23-39 | 23 | 11 | 11 | 4 | 6 |



2009-10 TEAM HIGHS & LOWS

AUBURN

| | HIGH | LOW |
|----------------------------|-----------------------------------------|-------------------------------------|
| POINTS SCORED..... | 96 vs. West Georgia..... | 55 at #9 Tennessee |
| POINTS, FIRST HALF..... | 46 vs. Alabama State..... | 24 vs. UCF |
| POINTS, SECOND HALF..... | 56 vs. Georgia Southern..... | 18 at #9 Tennessee |
| POINT DIFFERENTIAL..... | +35 at Alabama State..... | -26 at #9 Tennessee |
| FIELD GOALS MADE..... | 37 vs. West Georgia..... | 17 at #9 Tennessee |
| FIELD GOALS ATTEMPTED..... | 74 vs. Troy..... | 49 vs. High Point |
| FIELD GOAL PERCENTAGE..... | .620 (31-50) vs. Alabama State..... | .304 (17-56) at #9 Tennessee |
| 3-POINTERS MADE..... | 13 at Florida State/Ga. So./West Ga.... | 2 vs. South Carolina |
| 3-POINTERS ATTEMPTED..... | 39 at Florida State/vs. UCF..... | 13 vs. South Carolina |
| 3-POINT PERCENTAGE..... | .542 (13-24) vs. Georgia Southern..... | .154 (2-13) vs. South Carolina |
| FREE THROWS MADE..... | 26 vs. Alabama State..... | 5 vs. NC State |
| FREE THROW ATTEMPTS..... | 40 vs. High Point..... | 13 at Florida State/at West Georgia |
| FREE THROW PCT..... | .857 (12-14) vs. IUPUI..... | .333 (5-15) vs. NC State |
| REBOUNDS..... | 52 at Alabama State..... | 27 vs. IUPUI |
| OFFENSIVE REBOUNDS..... | 22 at Alabama State..... | 6 vs. Alabama State |
| DEFENSIVE REBOUNDS..... | 33 vs. High Point..... | 14 vs. UCF |
| REBOUND MARGIN..... | +21 at Alabama State..... | -11 at Florida State |
| ASSISTS..... | 19 v. Troy/Ala. State/Ga. So./West Ga.. | 7 vs. Niagara |
| TURNOVERS..... | 25 at Missouri State..... | 9 vs. West Georgia |
| BLOCKED SHOTS..... | 7 vs. NC State..... | 0 at Florida State |
| STEALS..... | 16 at Alabama State..... | 4 vs. NC State/vs. Virginia |
| FOULS..... | 31 at Florida State/vs. UCF..... | 12 vs. Charleston Southern |

OPPONENTS

| | HIGH | LOW |
|----------------------------|-----------------------------------------|------------------------------------------|
| POINTS SCORED..... | 107, Sam Houston State..... | 52, at Alabama State |
| POINTS, FIRST HALF..... | 58, Sam Houston State..... | 18, High Point |
| POINTS, SECOND HALF..... | 49, Sam Houston State..... | 29, Charleston Southern |
| POINT DIFFERENTIAL..... | +26, at #9 Tennessee..... | -35, at Alabama State |
| FIELD GOALS MADE..... | 38, Sam Houston State..... | 17, High Point |
| FIELD GOALS ATTEMPTED..... | 66, Sam Houston State..... | 43, #2 Kentucky |
| FIELD GOAL PERCENTAGE..... | .608 (31-51), at #9 Tennessee..... | .321 (17-53), High Point |
| 3-POINTERS MADE..... | 15, Sam Houston State..... | 3, vs. UCF |
| 3-POINTERS ATTEMPTED..... | 28, Sam Houston State/Niagara..... | 9, vs. UCF |
| 3-POINT PERCENTAGE..... | .536 (15-28), Sam Houston State..... | .222 (4-18), vs. IUPUI |
| FREE THROWS MADE..... | 31, vs. UCF..... | 8, Virginia/Charleston Southern |
| FREE THROW ATTEMPTS..... | 40, vs. UCF..... | 10, Virginia/Niagara/Charleston Southern |
| FREE THROW PCT..... | .900 (9-10), Niagara..... | .474 (9-19), at Alabama State |
| REBOUNDS..... | 44, at Florida State..... | 26, vs. IUPUI |
| OFFENSIVE REBOUNDS..... | 16, at LSU/Alabama State..... | 5, West Georgia |
| DEFENSIVE REBOUNDS..... | 33, at Florida State..... | 16, vs. IUPUI |
| REBOUND MARGIN..... | +11, at Florida State/West Georgia..... | -21, at Alabama State |
| ASSISTS..... | 22, Sam Houston State..... | 7, High Point |
| TURNOVERS..... | 23, Troy..... | 11, vs. NC State/at LSU |
| BLOCKED SHOTS..... | 7, #2 Kentucky/at Florida State..... | 0, Sam Houston State |
| STEALS..... | 15, at Alabama State..... | 3, High Point |
| FOULS..... | 30, Alabama State..... | 12, vs. NC State/West Georgia |

2009-10 STARTING LINEUPS

| Date | Opponent | W-L | Forward | Center/Forward | Guard | Guard | Guard |
|---------|----------------------|-----|----------|----------------|-------|----------|--------|
| 11-13 | (1) Niagara | W | Hargrove | Knox | Reed | Sullivan | Ross |
| 11-16 | at Missouri State | L | Hargrove | Knox | Reed | Sullivan | Ross |
| 11-20 | (2) Central Florida | L | Hargrove | Knox | Reed | Sullivan | Ross |
| 11-21 | (2) IUPUI | W | Hargrove | Lett | Reed | Sullivan | Ross |
| 11-22 | (2) N.C. State | L | Hargrove | Lett | Reed | Sullivan | Ross |
| 11-25 | High Point | W | Hargrove | Lett | Reed | Sullivan | Ross |
| 12-1 | at Alabama A&M | W | Hargrove | Lett | Reed | Sullivan | Ross |
| 12-4 | Troy | L | Hargrove | Lett | Reed | Sullivan | Waller |
| 12-7 | Virginia | W | Hargrove | Lett | Reed | Sullivan | Waller |
| 12-17 | at Florida State | L | Hargrove | Lett | Reed | Sullivan | Waller |
| 12-20 | Sam Houston State | L | Hargrove | Lett | Reed | Sullivan | Waller |
| 12-22 | Alabama State | W | Hargrove | Lett | Reed | Sullivan | Waller |
| 12-29 | Charleston Southern | W | Hargrove | Lett | Reed | Sullivan | Waller |
| 1-2 | Georgia Southern | W | Hargrove | Lett | Reed | Sullivan | Waller |
| 1-5 | West Georgia | W | Hargrove | Lett | Reed | Sullivan | Waller |
| 1-9 | South Carolina | L | Hargrove | Lett | Reed | Sullivan | Waller |
| 1-14 | at Tennessee (#9) | L | Hargrove | Lett | Reed | Sullivan | Waller |
| 1-16 | Kentucky (#2) | L | Hargrove | Lett | Reed | Sullivan | Waller |
| 1-20 | at LSU | W | Hargrove | Lett | Reed | Sullivan | Waller |
| 1-23 | at Vanderbilt | | | | | | |
| 1-28 | Ole Miss | | | | | | |
| 1-30 | Alabama | | | | | | |
| 2-6 | at Arkansas | | | | | | |
| 2-10 | Georgia | | | | | | |
| 2-13 | at Mississippi State | | | | | | |
| 2-18 | at Florida | | | | | | |
| 2-20 | Arkansas | | | | | | |
| 2-24 | at Ole Miss | | | | | | |
| 2-27 | LSU | | | | | | |
| 3-3 | Mississippi State | | | | | | |
| 3-6 | at Alabama | | | | | | |
| 3/11-14 | (3) SEC Tournament | | | | | | |

(1) Glenn Wilkes Classic (Auburn, AL); (2) Glenn Wilkes Classic (Daytona Beach, FL); (3) SEC Tournament (Nashville, TN • Sommet Center)

STARTING LINEUPS

| | |
|-----------------------------------------------|-----|
| (Hargrove, Lett, Reed, Sullivan, Ross)..... | 3-1 |
| (Hargrove, Lett, Reed, Sullivan, Waller)..... | 6-6 |
| (Hargrove, Knox, Reed, Sullivan, Ross)..... | 1-2 |

AUBURN'S RECORD WHEN ... STARTS

| | |
|-----------------------|-------------|
| Johnnie Lett..... | 9-7 (.563) |
| Earnest Ross..... | 4-3 (.571) |
| Lucas Hargrove..... | 10-9 (.526) |
| DeWayne Reed..... | 10-9 (.526) |
| Frankie Sullivan..... | 10-9 (.526) |
| Tay Waller..... | 6-6 (.500) |
| Brendon Knox..... | 1-2 (.333) |

MARGIN OF VICTORY/DEFEAT

| | 1 | 2 | 3 | 4 | 5 | 6 | 7 | 8 | 9 | 10-15 | 16-19 | 20-24 | 25-29 | 30+ |
|--------|---|---|---|---|---|---|---|---|---|-------|-------|-------|-------|-----|
| Wins | 1 | | | 2 | | | | | | 2 | 1 | 3 | | 1 |
| Losses | | 1 | | 2 | 1 | | | | 1 | 1 | | 2 | 1 | |

• Game 6 •

Auburn 75, High Point 54
November 25, 2009
Beard-Eaves-Memorial Coliseum
Auburn, Ala.

Auburn used a 22-2 first half run en route to trouncing High Point 75-54 in Beard-Eaves-Memorial Coliseum. Lucas Hargrove notched his second career double-double with 17 points and a career-high 12 rebounds to lead five Tigers who scored in double figures. Trailing 13-12, the Tigers heated up and went on their game-deciding run in 6:59 as they shut down the Panthers by going up 34-15 with 4:49 left. Auburn went into halftime up 40-18, its largest lead of the first half, in which the Tigers didn't allow High Point a field goal for the final 10:51. DeWayne Reed added 13 points, Earnest Ross and Brendon Knox 12 each and Frankie Sullivan 11 points. Rob Chubb totaled 4 points and 8 rebounds in only 8 minutes. A pair of Sullivan free throws gave Auburn its biggest lead of the night at 27 points with the Tigers doubling up the Panthers, 54-27, with 13:46 to play in the game. Lebo emptied the bench with 8:30 to play and the Tigers up 21, and the lead didn't dip below 17 points the rest of the way. Nick Barbour was the only Panther to score in double figures with 14 points.

High Point FG 3FG FT R F TP A T B S M
Corey Law, F 3-5 0-0 3-4 7 4 9 0 5 0 2 21
Cruz Daniels, C 0-2 0-0 0-0 2 2 0 0 2 4 0 17
Nick Barbour, G 5-17 3-7 1-3 4 3 14 0 4 0 0 30
Tehran Cox, G 1-2 0-1 4-4 0 3 6 2 2 0 0 14
Eugene Harris, G 3-8 2-6 0-0 2 2 8 2 1 0 0 32
Joe Stroman 0-0 0-0 0-0 0 0 0 0 0 0 0 1
David Singleton 3-4 0-0 2-4 0 4 8 0 2 0 0 16
Adam Hall 0-0 0-0 0-0 0 0 0 0 0 0 0 1
David Campbell 0-5 0-3 0-0 2 1 0 0 0 0 0 19
Jourdan Morris 2-3 0-0 1-1 4 3 5 0 0 0 0 17
Jairus Simms 0-4 0-1 0-0 2 3 0 3 1 0 1 19
Earnest Bridges 0-3 0-0 4-8 2 2 4 0 2 0 0 13
Team 6
Totals 17-53 5-18 15-24 31 27 54 7 19 4 3 200

FG%: 1st Half 6-27 .222, 2nd Half 11-26 .423, Game 17-53 .321; 3FG%: 1st Half 2-9 .222, 2nd Half 3-9 .333, Game 5-18 .278; FT%: 1st Half 4-8 .500, 2nd Half 11-16 .688, Game 15-24 .625; Deadball Rebounds: 4.

Auburn FG 3FG FT R F TP A T B S M
Lucas Hargrove, F 6-10 0-0 5-6 12 2 17 2 6 1 3 32
Johnnie Lett, F 0-0 0-0 0-0 1 1 0 1 1 0 0 14
DeWayne Reed, G 4-11 1-5 4-7 3 1 13 4 2 0 3 26
Frankie Sullivan, G 3-8 1-4 4-4 3 1 11 2 0 1 30
Earnest Ross, G 3-5 2-3 4-4 3 2 12 0 0 1 0 20
Andre Malone 0-3 0-3 0-0 3 3 0 0 1 0 0 14
Ty Armstrong 0-1 0-0 0-1 1 1 0 1 0 0 0 7
Larry Williams 0-1 0-1 1-2 0 1 1 0 0 0 0 4
Josh Wallace 0-0 0-0 2-5 2 1 2 2 0 0 0 14
Tony Neysmith 0-0 0-0 1-2 1 2 1 0 2 0 3 12
Jake Drum 1-2 0-1 0-0 1 1 2 0 0 0 0 4
Brendon Knox 4-4 0-0 4-7 4 4 12 0 1 1 0 15
Rob Chubb 2-4 0-0 0-2 8 2 4 1 0 0 0 8
Team 1
Totals 23-49 4-17 25-40 43 22 75 12 15 3 10200

FG%: 1st Half 13-25 .520, 2nd Half 10-24 .417, Game 23-49 .469; 3FG%: 1st Half 3-9 .333, 2nd Half 1-8 .125, Game 4-17 .235; FT%: 1st Half 11-18 .611, 2nd Half 14-22 .636, Game 25-40 .625; Deadball Rebounds: 8.

SCORE BY PERIODS 1 2 F
High Point (2-2) 18 36 -- 54
Auburn (3-3) 40 35 -- 75

OFFICIALS--Ted Valentine, Bert Smith, Don Daily
TECHNICAL FOULS--None
ATTENDANCE--3,971

• Game 7 •

Auburn 87, Alabama A&M 52
December 1, 2009
Von Braun Center
Huntsville, Ala.

Lucas Hargrove recorded his second straight double-double with 22 points and a career-high 13 rebounds as Auburn scored a season high in points with an 87-52 rout of Alabama A&M in Huntsville's Von Braun Center, marking coach Jeff Lebo's 200th career win. Tay Waller added 13 points in 17 minutes, making 3-of-4 shots from 3-point range in his first game this season after being out with a quad injury. Auburn fell behind 7-2 early, but Waller scored his first points of the season on his first shot attempt, a 3-pointer from the corner to give the Tigers their first lead of the game at 10-9. Frankie Sullivan had his streak of 27 consecutive free throws made to start the season come to an end with his miss on the front end of pair of technical foul shots. It is the longest recorded made streak in Auburn history. After Alabama A&M closed to within 23-21 with 8:12 left, Auburn ended the half on an 18-3 run to take a 41-24 lead. The Bulldogs went the last 6:21 without a field goal. Auburn picked up in the second half where it left off in the first by outscoring Alabama A&M 17-6 and stretched its lead to 58-30 with 13:33 left, capped off by five straight points by Hargrove. The Tigers continued to build their lead to 63-32 with Lebo emptying his bench with 11:11 remaining. Andre Malone's putback monster dunk gave the Tigers their largest lead at 80-44 with 3:04 remaining. The win was coach Jeff Lebo's 200th of his career, 85 of them while at Auburn.

Auburn FG 3FG FT R F TP A T B S M
Lucas Hargrove, F 10-12 0-0 2-3 13 2 22 3 1 1 2 29
Johnnie Lett, F 2-4 0-0 1-2 3 1 5 0 1 0 0 14
DeWayne Reed, G 2-10 0-2 4-7 3 2 8 3 0 0 6 24
Frankie Sullivan, G 1-3 1-2 1-2 4 2 4 1 1 0 2 23
Earnest Ross, G 2-6 0-2 1-2 5 1 5 2 2 1 2 14
Andre Malone 5-11 0-6 0-1 3 3 10 0 0 0 2 18
Ty Armstrong 4-8 0-0 0-2 12 0 8 0 0 0 0 5
Larry Williams 1-2 1-2 0-0 1 1 3 0 1 0 1 8
Josh Wallace 0-2 0-1 2-2 0 0 2 4 0 0 0 11
Tony Neysmith 0-0 0-0 0-0 2 0 0 3 3 0 0 6
Tay Waller 5-7 3-4 0-0 1 1 13 1 5 0 0 17
Jake Drum 1-1 1-1 0-0 2 2 3 1 4 0 0 7
Brendon Knox 1-2 0-0 0-0 1 2 2 0 0 1 1 15
Rob Chubb 1-1 0-0 0-0 1 2 2 0 1 0 0 9
Team 1
Totals 35-69 6-20 11-21 52 19 87 18 19 3 16200

FG%: 1st Half 16-32 .500, 2nd Half 19-37 .514, Game 35-69 .507; 3FG%: 1st Half 2-8 .250, 2nd Half 4-12 .333, Game 6-20 .300; FT%: 1st Half 7-13 .538, 2nd Half 4-8 .500, Game 11-21 .524; Deadball Rebounds: 3.

Alabama A&M FG 3FG FT R F TP A T B S M
Bo Amusa, F 3-9 0-0 0-2 6 3 6 1 1 1 1 17
Adam Young, F 0-4 0-0 0-0 7 2 0 1 1 1 3 24
Casey Cantey, G 6-18 1-2 8-10 4 2 21 1 2 1 2 31
Marcus Lee, G 0-0 0-0 0-0 1 3 0 2 3 0 2 24
Evan Hilton, G 5-9 1-3 1-3 4 2 12 1 4 0 1 28
Cornelius Hester 4-9 3-7 0-0 2 0 11 0 2 1 2 24
Jabari DeShields 1-2 0-1 0-0 0 3 2 3 2 0 1 10
Desmond Jackson 0-1 0-0 0-0 1 1 0 0 3 2 2 11
Royce Hamilton 0-2 0-1 0-0 1 0 0 0 1 0 0 6
Reggie Porter 0-2 0-1 0-0 0 0 0 0 0 0 0 1
Maurice Kemp 0-0 0-0 0-2 1 0 0 0 0 0 0 7
Jonathan Inman 0-1 0-0 0-2 1 2 0 0 0 0 1 12
Alfred Frayer 0-0 0-0 0-0 0 0 0 0 1 0 0 5
Team 3
Totals 19-57 5-15 9-19 31 18 52 9 20 6 15200

FG%: 1st Half 10-27 .370, 2nd Half 9-30 .300, Game 19-57 .333; 3FG%: 1st Half 3-8 .375, 2nd Half 2-7 .286, Game 5-15 .333; FT%: 1st Half 1-2 .500, 2nd Half 8-17 .471, Game 9-19 .474; Deadball Rebounds: 6.

SCORE BY PERIODS 1 2 F
Auburn (4-3) 41 46 -- 87
Alabama A&M (2-3) 24 28 -- 52

OFFICIALS--Antino Petty, Gary Maxwell, Tim Gattis
TECHNICAL FOULS--Marcus Lee, Ala. A&M (2:55, 1st)
ATTENDANCE--2,883

• Game 8 •

Troy 81, Auburn 77
December 4, 2009
Beard-Eaves-Memorial Coliseum
Auburn, Ala.

Troy went 13-of-25 from 3-point range, mostly behind Brandon Hazzard's game-high 28 points and 7-of-10 three-point shooting, to slip by Auburn 81-77 in Beard-Eaves-Memorial Coliseum. DeWayne Reed led Auburn with 18 points while Frankie Sullivan added 16 points, Tay Waller 12 points and Lucas Hargrove 12 points and nine rebounds. Auburn was down as much as eight at 63-55 with 11:02 to play and finally regained the lead at 74-73 on a Sullivan drive and dish to Brendon Knox with 1:46 left. Troy then scored seven straight points. Vogler answered with a layup to give the Trojans the lead for good 23 seconds later. After a Sullivan missed trey, Hazzard scored on a fastbreak layup with 1:04 left. Following a Reed turnover and missed Troy free throw, Sullivan missed a game-tying 3-pointer with 28 seconds to go. Two more Hazzard free throws, a Hargrove missed trey and a Vernon Taylor foul shot gave Troy an 80-74 lead with 11 seconds remaining. Sullivan nailed a 3-pointer with 4 seconds on the clock, but Trayce Macon split a pair of free throws to clinch it for Troy. Auburn led by as much as six points at 25-19 on an Andre Malone layup with 7:54 before halftime. Troy committed 15 first half turnovers but still led 40-38 at the half behind 8-of-15 shooting from 3-point range. Vogler added 14 points for Troy while Mississippi State transfer Richard Delk had 12 points and 10 rebounds. Troy shot 53.7 percent (29-of-54) from the field and 52.0 percent from 3-point range. Auburn went 39.2 percent (29-of-74) from the field and 25.8 percent (8-of-31) from 3-point range.

Troy FG 3FG FT R F TP A T B S M
Antywan Jones, F 4-6 3-4 0-0 2 4 11 1 3 1 0 21
Yamene Coleman, C 3-7 0-0 0-0 8 3 6 0 1 1 0 27
Brandon Hazzard, G 9-14 7-10 3-0 0 1 28 4 5 0 2 36
Michael Vogler, G 6-12 2-3 0-1 4 3 14 9 6 0 3 37
Richard Delk, G 5-7 1-3 1-2 10 3 12 4 7 0 0 36
Vernon Taylor 0-3 0-3 4-6 6 0 4 0 0 0 0 23
Levan Patsatsia 0-0 0-0 0-0 0 2 0 0 1 0 0 2
Bernard Toombs 2-3 0-0 1-2 5 0 5 1 0 2 0 13
Trayce Macon 0-2 0-2 1-2 0 0 1 0 0 0 0 5
Team 4
Totals 29-54 13-25 10-15 39 16 81 19 23 4 5 200

FG%: 1st Half 15-28 .536, 2nd Half 14-26 .538, Game 29-54 .537; 3FG%: 1st Half 8-15 .533, 2nd Half 5-10 .500, Game 13-25 .520; FT%: 1st Half 2-2 1.000, 2nd Half 8-14 .571, Game 10-16 .625; Deadball Rebounds: 4.

Auburn FG 3FG FT R F TP A T B S M
Lucas Hargrove, F 4-16 1-8 3-4 9 3 12 4 0 1 2 36
Johnnie Lett, F 1-3 0-0 1-2 6 1 3 0 1 0 1 15
DeWayne Reed, G 6-13 0-3 6-9 4 2 18 7 4 1 1 35
Frankie Sullivan, G 6-14 4-9 0-0 2 4 16 4 3 0 3 31
Tay Waller, G 5-11 2-6 0-0 1 2 12 0 0 0 1 29
Andre Malone 3-6 1-3 0-0 4 0 7 1 0 0 1 10
Josh Wallace 0-0 0-0 0-0 0 0 0 2 1 0 0 5
Kenny Gabriel 0-2 0-1 0-0 0 0 0 0 0 0 0 3
Brendon Knox 4-7 0-0 1-2 5 1 9 1 1 0 0 24
Earnest Ross 0-2 0-1 0-0 1 2 0 0 0 0 0 12
Team 4
Totals 29-74 8-31 11-17 36 15 77 19 10 2 9 200

FG%: 1st Half 15-40 .375, 2nd Half 14-34 .412, Game 29-74 .392; 3FG%: 1st Half 3-16 .188, 2nd Half 5-15 .333, Game 8-31 .258; FT%: 1st Half 5-7 .714, 2nd Half 6-10 .600, Game 11-17 .647; Deadball Rebounds: 3.

SCORE BY PERIODS 1 2 F
Troy (5-3) 40 41 -- 81
Auburn (4-4) 38 39 -- 77

OFFICIALS--Mike Kitts, Bob Donato, Mike Roberts
TECHNICAL FOULS--None
ATTENDANCE--4,906



• Game 18 •

#2 Kentucky 72, Auburn 67
January 16, 2010
Beard-Eaves-Memorial Coliseum
Auburn, Ala.

Down by 19 points with less than two minutes left in the first half, Auburn tied it at 60 and DeWayne Reed missed a game-tying 3-pointer with 12 seconds left to allow No. 2 Kentucky to hold on for a 72-67 victory over Auburn. Reed scored a game-high 19 points and dished out 6 assists while Frankie Sullivan added 15 points on 3-of-5 3-point shooting in only 22 minutes after being saddled with foul trouble before an overflow crowd of 11,669. Kentucky's John Wall sank two foul shots with :09 left to allow the Wildcats to win their 18th straight game to open the season. Reed sank back-to-back 3s as Auburn closed to within 39-26 at halftime. The Tigers, who outscored the Wildcats 40-21 to tie it at 60 on Sullivan 3-pointer with 8:24 remaining, closed to within 46-41 on Hargrove's 3-point shot 5 minutes into the second half. It was a dogfight from that point on. Kentucky pushed its lead back to 50-41 a minute later, but Auburn kept chipping away and an Andre Malone steal led to a Reed layup to bring the Tigers to within 53-52 with 10:42 remaining. Darius Miller missed a 3-pointer on the Wildcats' next possession, and the Tigers had a chance to take their first lead of the game, but Reed walked the ball up the court and was whistled for a 10 second violation. Kentucky quickly answered with a DeAndre Liggins 3-pointer from the corner and a pair of Wall free throws to go back up by six. A Sullivan layup, Tay Waller 3-pointer closed the Tigers back to within 58-57. After Sullivan's try tied it at 60, Liggins' layup gave the Wildcats the lead for good but the margin was never more than six points the rest of the way. Hargrove's fall-a-way 10-footer closed Auburn to within 64-62 with 4:34 to play while a pair of Reed free throws brought Auburn to within 70-67 with 1:09 left. Eric Bledsoe missed a 3-pointer on Kentucky's next possession with 39 seconds remaining to give Auburn a shot to tie it. Brendon Knox's shot in the lane was blocked out of bounds by DeMarcus Cousins with 19 seconds to go to set up the in-bounds play that led to Reed's missed game-tying 3-pointer. Cousins led Kentucky with 16 points and 11 rebounds while Wall and Bledsoe had 13 points apiece and Patrick Patterson 12 points. Auburn forced National Player of the Year candidate Wall into seven turnovers, including six in the second half.

| Kentucky | FG | 3FG | FT | R | F | TP | A | T | B | S | M |
|---------------------|-------|------|-------|----|----|----|----|----|---|---|-----|
| DeMarcus Cousins,F | 5-6 | 0-0 | 4-10 | 11 | 3 | 16 | 3 | 1 | 4 | 1 | 30 |
| Patrick Patterson,F | 4-6 | 0-0 | 4-6 | 5 | 1 | 12 | 3 | 1 | 0 | 0 | 36 |
| Darius Miller, G | 1-4 | 1-4 | 0-0 | 2 | 1 | 3 | 0 | 1 | 2 | 0 | 19 |
| John Wall, G | 3-6 | 0-0 | 7-8 | 2 | 0 | 13 | 4 | 7 | 0 | 1 | 35 |
| Eric Bledsoe, G | 4-10 | 2-5 | 3-5 | 2 | 1 | 13 | 2 | 3 | 0 | 2 | 38 |
| Darnell Dodson | 1-3 | 1-3 | 0-0 | 1 | 3 | 0 | 1 | 0 | 0 | 0 | 9 |
| Ramon Harris | 0-2 | 0-1 | 0-0 | 0 | 3 | 0 | 0 | 0 | 0 | 0 | 6 |
| Perry Stevenson | 2-3 | 0-0 | 0-0 | 2 | 0 | 4 | 0 | 0 | 0 | 2 | 6 |
| Daniel Orton | 0-0 | 0-0 | 3-6 | 3 | 2 | 3 | 1 | 2 | 1 | 0 | 7 |
| DeAndre Liggins | 2-3 | 1-1 | 0-0 | 3 | 1 | 5 | 0 | 0 | 0 | 0 | 14 |
| Team | | | | 3 | | | | | | | |
| Totals | 22-43 | 5-14 | 23-35 | 34 | 13 | 72 | 13 | 16 | 7 | 6 | 200 |

FG%: 1st Half 11-22 .500, 2nd Half 11-21 .524, Game 22-43 .512; 3FG%: 1st Half 1-4 .250, 2nd Half 4-10 .400, Game 5-14 .357; FT%: 1st Half 16-27 .593, 2nd Half 7-8 .875, Game 23-35 .657; Deadball Rebounds: 5.

| Auburn | FG | 3FG | FT | R | F | TP | A | T | B | S | M |
|--------------------|-------|------|------|----|----|----|----|----|---|----|-----|
| Lucas Hargrove,F | 4-9 | 1-4 | 1-2 | 4 | 3 | 10 | 2 | 4 | 0 | 2 | 38 |
| Johnnie Lett, F | 2-4 | 0-0 | 0-0 | 4 | 1 | 4 | 2 | 0 | 1 | 0 | 21 |
| DeWayne Reed,G | 7-25 | 3-9 | 2-2 | 2 | 2 | 19 | 6 | 6 | 0 | 2 | 40 |
| Frankie Sullivan,G | 6-9 | 3-5 | 0-2 | 3 | 4 | 15 | 0 | 0 | 0 | 2 | 22 |
| Tay Waller, G | 1-4 | 1-4 | 0-0 | 3 | 3 | 3 | 1 | 0 | 0 | 0 | 28 |
| Andre Malone | 2-3 | 0-1 | 2-2 | 9 | 2 | 6 | 0 | 0 | 0 | 3 | 24 |
| Ty Armstrong | 0-0 | 0-0 | 0-0 | 0 | 1 | 0 | 0 | 0 | 0 | 0 | 2 |
| Kenny Gabriel | 1-1 | 1-1 | 0-0 | 0 | 1 | 3 | 0 | 1 | 0 | 0 | 3 |
| Brendon Knox | 2-4 | 0-0 | 3-6 | 0 | 4 | 7 | 0 | 1 | 0 | 0 | 17 |
| Earnest Ross | 0-1 | 0-0 | 0-0 | 1 | 0 | 0 | 0 | 0 | 0 | 1 | 5 |
| Team | | | | 4 | | | | | | | |
| Totals | 25-60 | 9-24 | 8-14 | 30 | 21 | 67 | 11 | 12 | 1 | 10 | 200 |

FG%: 1st Half 9-31 .290, 2nd Half 16-29 .552, Game 25-60 .417; 3FG%: 1st Half 5-14 .357, 2nd Half 4-10 .400, Game 9-24 .375; FT%: 1st Half 3-6 .500, 2nd Half 5-8 .625, Game 8-14 .571; Deadball Rebounds: 5.

| SCORE BY PERIODS | 1 | 2 | F | |
|---------------------|----|----|----|----|
| Kentucky (18-0,3-0) | 39 | 33 | -- | 72 |
| Auburn (9-9,0-3) | 26 | 41 | -- | 67 |

OFFICIALS--Joe Lindsay, J.B. Caldwell, Lee Cassell
TECHNICAL FOULS--None
ATTENDANCE--11,669 (c+)

• Game 19 •

Auburn 84, LSU 80
January 20, 2010
Pete Maravich Assembly Center
Baton Rouge, La.

DeWayne Reed scored 21 points while Frankie Sullivan added 15 and the go-ahead 3-pointer with 1:10 to go to give Auburn an 84-80 victory over LSU in the Maravich Assembly Center. Auburn held LSU scoreless for all but nine seconds in the final 3:29. After LSU took a 76-72 lead with 3:29 to play, Auburn scored 10 straight points to put the game away. LSU wouldn't score again until Dennis Harris' put-back with :09 left. With LSU up 76-75, Sullivan nailed the big trey from the right corner to give Auburn the lead for good at 78-76 with 1:10 left. Tasmin Mitchell, who totaled 38 points and 10 rebounds, pushed off on LSU's next possession for an offensive foul. Reed was then fouled by Bo Spencer and sank one free throw and missed the second, but freshman Earnest Ross came up with the biggest rebound of the game as Auburn then called time out with 30 seconds to go. Sullivan sank a pair of foul shots to put Auburn up 81-76 and to seal the win. After LSU scored the first six points to open the game, Auburn went on a 16-4 run to take a 16-10 lead on a Lucas Hargrove 3-pointer with 13:38 left. Reed picked up his second foul 40 seconds later and went to the bench for the rest of the half. Freshman walk-on Josh Wallace played the remaining 13 minutes of the half and scored 4 points. Wallace had only played 6 total minutes in Auburn's previous three SEC games. Auburn led by as many as nine points at 27-18 with 8:42 left in the half on a pair of Hargrove free throws. Tasmin Mitchell scored 23 points in the first half alone on 9-of-12 shooting as LSU came back to take a 47-45 halftime lead. LSU stretched its halftime lead to 60-53 but Auburn scored 10 straight points, six on back-to-back 23-foot 3-pointers from Reed, to regain the lead at 63-60 with 11:42 left. LSU answered with eight straight points for a 68-63 edge with nine minutes remaining.

| Auburn | FG | 3FG | FT | R | F | TP | A | T | B | S | M |
|--------------------|-------|-------|-------|----|----|----|---|----|---|---|-----|
| Lucas Hargrove,F | 5-10 | 1-2 | 3-6 | 6 | 4 | 14 | 0 | 0 | 0 | 0 | 33 |
| Johnnie Lett, F | 2-3 | 0-0 | 0-1 | 3 | 3 | 4 | 0 | 1 | 0 | 0 | 15 |
| DeWayne Reed,G | 5-9 | 3-5 | 8-14 | 3 | 3 | 21 | 2 | 4 | 1 | 0 | 27 |
| Frankie Sullivan,G | 4-5 | 3-4 | 4-4 | 4 | 4 | 15 | 3 | 0 | 0 | 2 | 26 |
| Tay Waller, G | 3-9 | 3-8 | 5-6 | 2 | 3 | 14 | 0 | 2 | 0 | 2 | 33 |
| Andre Malone | 0-2 | 0-2 | 0-0 | 1 | 1 | 0 | 0 | 1 | 0 | 1 | 10 |
| Ty Armstrong | 0-0 | 0-0 | 0-0 | 0 | 1 | 0 | 0 | 0 | 0 | 0 | 2 |
| Josh Wallace | 2-3 | 0-0 | 0-0 | 1 | 2 | 4 | 0 | 2 | 0 | 0 | 13 |
| Brendon Knox | 4-7 | 0-0 | 2-2 | 6 | 1 | 10 | 3 | 0 | 0 | 0 | 27 |
| Earnest Ross | 1-2 | 0-1 | 0-0 | 2 | 1 | 2 | 0 | 1 | 0 | 0 | 14 |
| Team | | | | 2 | | | | | | | |
| Totals | 26-50 | 10-22 | 22-33 | 30 | 23 | 84 | 8 | 11 | 1 | 5 | 200 |

FG%: 1st Half 15-27 .556, 2nd Half 11-23 .478, Game 26-50 .520; 3FG%: 1st Half 6-10 .600, 2nd Half 4-12 .333, Game 10-22 .455; FT%: 1st Half 9-11 .818, 2nd Half 13-22 .591, Game 22-33 .667; Deadball Rebounds: 2.

| LSU | FG | 3FG | FT | R | F | TP | A | T | B | S | M |
|-------------------|-------|------|-------|----|----|----|----|----|---|---|-----|
| Tasmin Mitchell,F | 15-22 | 4-7 | 4-5 | 10 | 4 | 38 | 1 | 2 | 0 | 0 | 40 |
| Dennis Harris, F | 2-4 | 0-0 | 0-0 | 4 | 3 | 4 | 0 | 0 | 1 | 0 | 9 |
| Storm Warren, F | 4-6 | 0-0 | 9-11 | 11 | 4 | 17 | 0 | 1 | 2 | 3 | 35 |
| Chris Bass, G | 0-1 | 0-1 | 0-0 | 1 | 5 | 0 | 2 | 0 | 0 | 1 | 14 |
| Bo Spencer, G | 4-17 | 0-6 | 4-6 | 0 | 1 | 12 | 4 | 1 | 0 | 2 | 40 |
| Garrett Green | 0-2 | 0-0 | 0-0 | 3 | 1 | 0 | 2 | 2 | 0 | 0 | 13 |
| Daron Populist | 0-0 | 0-0 | 0-0 | 0 | 0 | 0 | 0 | 0 | 0 | 0 | 2 |
| Aaron Dotson | 2-3 | 0-1 | 0-0 | 0 | 1 | 4 | 0 | 1 | 0 | 0 | 10 |
| Eddie Ludwig | 0-2 | 0-1 | 0-0 | 2 | 1 | 0 | 1 | 0 | 0 | 0 | 7 |
| Zach Kinsley | 1-6 | 1-2 | 2-2 | 6 | 3 | 5 | 1 | 4 | 1 | 0 | 30 |
| Team | | | | 2 | | | | | | | |
| Totals | 28-63 | 5-18 | 19-24 | 39 | 23 | 80 | 11 | 11 | 4 | 6 | 200 |

FG%: 1st Half 16-29 .552, 2nd Half 12-34 .353, Game 28-63 .444; 3FG%: 1st Half 2-7 .286, 2nd Half 3-11 .273, Game 5-18 .278; FT%: 1st Half 13-15 .867, 2nd Half 6-9 .667, Game 19-24 .792; Deadball Rebounds: 4.

| SCORE BY PERIODS | 1 | 2 | F | |
|-------------------|----|----|----|----|
| Auburn (10-9,1-3) | 45 | 39 | -- | 84 |
| LSU (9-9,0-4) | 47 | 33 | -- | 80 |

OFFICIALS--Tony Greene, Mike Nance, Anthony Jordan
TECHNICAL FOULS--None
ATTENDANCE--9,445

