

OLEMISSSPORTS.COM
 OLEMISSFB.COM
 @OLEMISSSPORTS
 @OLEMISSFB
 @REBELGAMEDAY
 @COACHHUGHFREEZE
 FACEBOOK.COM/OLEMISSSPORTS
 FACEBOOK.COM/OLEMISSFOOTBALL

Ole Miss

2014 FOOTBALL GAME NOTES

#OLEMISS
 #HOTTYTODDY
 #GOREBELS
 #WINTHEDAY
 #ALLIN
 #WEARRED
 #BEATAUBURN
 #LOCKTHEVAUGHT

3 NATIONAL CHAMPIONSHIPS | 6 SEC CHAMPIONSHIPS | 23 BOWL WINS | 35 BOWL APPEARANCES | 643 ALL-TIME VICTORIES
 55 FIRST TEAM ALL-AMERICANS | 19 NFL FIRST ROUND DRAFT PICKS | 280 PRO DRAFT SELECTIONS

OLE MISS COACHING STAFF

On the field:

Hugh Freeze Head Coach
 Tom Allen Linebackers, Special Teams
 Maurice Harris Tight Ends
 Jason Jones Cornerbacks/Co-Defensive Coord.
 Chris Kiffin Defensive Line
 Matt Luke Offensive Line/Co-Offensive Coord.
 Derrick Nix Running Backs
 Ben Aigamau Offensive GA
 Robert Ratliff Offensive GA
 DeMarcus Covington Defensive GA
 Davis Merritt Defensive GA

In the press box:

Grant Heard Wide Receivers
 Dan Werner Quarterbacks/Co-Offensive Coord.
 Dave Wommack Safeties/Defensive Coord.



#4/4 Auburn
TIGERS
 (6-1, 3-1 SEC)

Head Coach: Gus Malzahn
Career: 27-6/3rd
At AUB: 18-3/2nd

GAME 9

Date: Saturday, Nov. 1, 2014
Time: 6:00 p.m. CT
Location: Oxford, Miss.
Venue: Vaught-Hemingway Stadium (60,580)
Surface: FieldTurf
Ole Miss Rankings: 7 (AP), 9 (Coaches)
Auburn Rankings: 4 (AP), 4 (Coaches)
Series: Auburn leads 28-10
In Oxford: Auburn leads 9-3
Live Stats: OleMissSports.com
Live Audio: OleMissSports.com
Twitter Updates: @OleMissFB



#7/9 Ole Miss
REBELS
 (7-1, 4-1 SEC)

Head Coach: Hugh Freeze
Career: 52-19/6th
At OM: 22-12/3rd

WHAT TO WATCH FOR

- Ole Miss is bowl eligible for the third straight season under **Hugh Freeze**.
- At 7-1, the Rebels are off to their best start through eight games since they were also 7-1 in 1990.
- This matchup between No. 4 Auburn and No. 7 Ole Miss is the first ever meeting of top-10 teams in Oxford.
- Ole Miss leads the nation in scoring defense (10.5 ppg) and has given up a nation-low eight touchdowns.
- Ole Miss leads the nation with 17 interceptions ... Senior CB **Senquez Golson** is tied for the national lead with eight.
- Ole Miss is the only school in the country that hasn't allowed an opponent to score more than 20 points.
- The Rebels rank second nationally with 24 turnovers forced and tied for the first in turnover margin (+13).
- Ole Miss boasts the nation's longest streak of consecutive games forcing at least one turnover (31).
- This is the fourth time in five weeks that Ole Miss will play a nationally ranked team out of the SEC West.
- This is the 39th meeting all-time between Ole Miss and Auburn dating back to 1928 ... The Tigers lead the all-time series 28-10 overall and 9-3 in Oxford ... Freeze is 1-1 against the Tigers.
- Ole Miss is 4-8 against ranked teams under Freeze, 2-1 this season.
- Ole Miss has out-scored opponents 62-3 in the first quarter ... The three points is the fewest allowed in the nation.
- Ole Miss ranks fourth in the nation with a net punting average of 42.8 yards.

ESPN



Brad Nessler, Play-by-Play
 Todd Blackledge, Analyst
 Holly Rowe, Sideline

OLE MISS IMG NETWORK



David Kellum, Play-by-Play
 Harry Harrison, Analyst
 Richard Cross, Sideline/Pre- & Post-Game
 Brett Norsworthy, Pre- & Post-Game

ESPN NATIONAL RADIO



Bill Rosinski, Play-by-Play
 David Norrie, Analyst
 Joe Schad, Sideline

SIRIUS XM SATELLITE RADIO



Sirius 85, XM 85

2014 SCHEDULE

DATE	OPPONENT	SITE	RESULT/TIME	NOTES/SERIES INFORMATION
Aug. 28	vs. Boise State (ESPN)	Atlanta	W, 35-13	Rebels score 28 points in fourth quarter; Wallace throws four TD passes, 387 yards
Sept. 6	at Vanderbilt* (ESPN)	Nashville	W, 41-3	Largest margin of victory in an SEC game since 2008 vs. Mississippi State
Sept. 13	LOUISIANA-LAFAYETTE (SEC Network)	OXFORD	W, 56-15	Rebels rack up 554 total offensive yards; Wallace throws four TD passes, 316 yards
Sept. 27	MEMPHIS (FSN)	OXFORD	W, 24-3	Rebel defense limits Tigers to 104 total yards and 23 rushing yards
Oct. 4	#3/1 ALABAMA* (CBS)	OXFORD	W, 23-17	First win over No. 1 ranked team in program history; first win over Alabama since 2003
Oct. 11	at #14/14 Texas A&M* (ESPN)	College Station	W, 35-20	First ever win over Aggies; Rebel defense scores twice (interception return, fumble return)
Oct. 18	TENNESSEE* (HC) (ESPN)	OXFORD	W, 34-3	Rebel defense holds Vols to 0 rushing yards and creates four turnovers (3 INTs, 1 fumble)
Oct. 25	at #23/24 LSU* (ESPN)	Baton Rouge	L, 7-10	Latest first loss of the season since 1963; Rebels forced four Tiger turnovers
Nov. 1	#4/4 AUBURN* (ESPN)	OXFORD	6 p.m.	Auburn leads 28-10
Nov. 8	PRESBYTERIAN (SEC Network)	OXFORD	11 a.m.	First meeting
Nov. 22	at Arkansas*	Fayetteville	TBA	Arkansas leads 31-28-1
Nov. 29	MISSISSIPPI STATE*	OXFORD	TBA	Ole Miss leads 61-43-6

* - SEC game (HC) - Homecoming Rankings - AP/Coaches All Times Central

NOTABLE

- His one interception in league play is the fewest among SEC starting quarterbacks
- On pace to set Ole Miss single-season records in pass efficiency and yards per attempt, and challenge for several others
- Since second half of season opener, has thrown 17 TD passes and only four interceptions
- Had a string of 126 consecutive passes without an interception before the final play at LSU
- Ranks fourth in the SEC and 31st nationally in passing (259.4 ypg)
- Ranks fifth in the SEC and 33rd nationally in total offense (279.6 ypg)
- Ranks fifth in the SEC and 28th nationally in points responsible for (15.0/game)
- Ranks 20th nationally in pass efficiency (153.2)
- Has accounted for 90 passing plays of 10+ yards, third-most in the SEC and 12th-most nationally
- Accounted for three total touchdowns in a 35-20 road win at then-No. 14 Texas A&M
- Passed for three second-half touchdowns in a 23-17 comeback win over then-No. 1 Alabama
- Preseason watch lists for Maxwell, Davey O'Brien, Johnny Unitas Golden Arm and Manning Awards

#BOLIEVE



151-OF-242 (62.4%) | 2,075 YARDS | 18 TD | 7 INT

#14 | SENIOR | 6-4 | 217 | PULASKI, TENNESSEE | GILES COUNTY HIGH SCHOOL

HAS LED OLE MISS TO ITS FIRST 7-1 START SINCE 1990 AND HIGHEST RANKING (NO. 3) SINCE 1964

HAS ONLY TURNED THE BALL OVER ONCE IN SEC PLAY

2ND HALF OF GAMES THIS SEASON: 58 OF 88 (65.9%) FOR 821 YARDS, 10 TDS AND 1 INT

4TH QUARTER OF GAMES THIS SEASON: 25 OF 40 (62.5%) FOR 398 YARDS, 6 TDS AND 1 INT

CAREER GAME-WINNING DRIVES AMONG ACTIVE FBS QUARTERBACKS

- 7 Pete Thomas (Colorado State/NC State/ULM)
- 7 Shane Carden (East Carolina)
- 6 Quinn Kaheler (San Diego State)
- 6 Braxton Miller (Ohio State)
- 6 Gary Nova (Rutgers)
- 5 Keenan Reynolds (Navy)
- 5 Garrett Grayson (Colorado State)
- 4 Bo Wallace (Ole Miss)**
- 4 Christian Hackenberg (Penn State)
- 4 Taylor Kelly (Arizona State)
- 4 Nick Marshall (Auburn)
- 4 Anthony Jennings (LSU)

REMARKABLE CAREER

- SEC's active leader in career total offensive yards (9,322), touchdown responsibility (74), completions (669), attempts (1,047), passing yards (8,415) and touchdown passes (58)
- On pace to rank among SEC's all-time leaders in several passing categories
- Currently owns school records for career completion percentage (63.9) and pass efficiency (144.9)
- Shares school record for 300-yard passing games (10) with Eli Manning
- Ranks second in school history behind Eli Manning in total offensive yards, touchdown responsibility, completions, attempts, passing yards and touchdown passes
- Second player in school history to record three 2,000-yard passing seasons (Eli Manning is the other)
- Tied for 12th in school history with 16 career rushing touchdowns
- Starting quarterback for all 34 games of his Ole Miss career
- Will be the first Rebel QB to lead the team to three straight bowl games since Romaro Miller (1998-2000)
- 2013 Music City Bowl MVP (Dec. 30, 2013)
- 2013 BBVA Compass Bowl MVP (Jan. 5, 2013)

OLE MISS REBELS IN 2014

"THE DEFENSE IS AS GOOD AS ADVERTISED FOR OLE MISS. THEY'RE STIFLING AGAINST THE RUN, THEY PRESSURE THE QUARTERBACK, AND THEY CREATE TURNOVERS."


- TODD BLACKLEDGE, ESPN ANALYST (OCT. 18)

MARCUS SPEARS | SEC NETWORK ANALYST | OCT. 11



"This Ole Miss defense is the best defense in the country."

TIM TEBOW | SEC NETWORK ANALYST | OCT. 17




"What stands out is the heart they play with offensively and defensively. Everybody talks about the Landshark defense flying around, but you look at guys like Jaylen Walton fighting through tackles. That's just heart. They play together and they play as a family."

KIRK HERBSTREIT | ESPN ANALYST | OCT. 11



"They just attack the line of scrimmage and they have great depth. They outfight you in the trenches, and if you're not going to match their enthusiasm and effort, it's going to be a long day."

IVAN ROBINSON | TEXAS A&M DL | OCT. 11



on Bo Wallace and Dak Prescott

"Playing both of them, they're both great quarterbacks. They both will be in the running for the Heisman, definitely."

LEE FITTING | ESPN COLLEGE GAMEDAY PRODUCER | OCT. 5



"This was the best on-campus experience I've been part of as GameDay producer. It wasn't a show, it was an event, and it was because you have such a great natural character in The Grove ... It's a place, and an event, that every college football fan has to experience in person."

NICK SABAN | ALABAMA HEAD COACH | OCT. 4




"They play hard. They are extremely aggressive on defense. Ole Miss has some big play-makers on offense and they made big plays today."

LEE CORSO | ESPN COLLEGE GAMEDAY | OCT. 4



"I've been at ESPN 27 years and I've always wanted to come to this place, The Grove. It's the most beautiful place I've ever been."

MARK SCHLABACH | ESPN.COM WRITER | OCT. 4



"The Rebels look like championship contenders as much as anyone else in college football's toughest division."

OLE MISS MEDIA RELATIONS

- Kyle Campbell*** Assistant A.D./Media & PR
Email: kyle@olemiss.edu
Duties: Primary Contact, Interviews
- Joey Jones*** Associate Director
Email: joeyj@olemiss.edu
Duties: Game Notes, Stats, Photos
- Metz Camfield*** Assistant Director
Email: metz@olemiss.edu
Duties: Game Program, Game Notes
- Jessica Poole*** Assistant Director
Email: jepoole1@olemiss.edu
Duties: Player Interviews
- Daniel Snowden** Associate Director
Email: desnowde@olemiss.edu
Duties: Credentials
- Kim Ling** Associate Director
Email: kling@olemiss.edu
- Bill Bunting** Associate Director
Email: wbunting@olemiss.edu
* Football Contacts

908 All-American Dr.
University, MS 38677
Phone - 662.915.7522
Fax - 662.915.7006

SEC TELECONFERENCE

Coach Hugh Freeze will be available on the weekly SEC Teleconference every Wednesday from Aug. 27-Nov. 26, from 11:20-11:30 a.m. (CT). The number is available through the SEC office at (205) 348-3000. Below is the order of participants:

- 10:00 a.m. - Les Miles, LSU
- 10:10 a.m. - Steve Spurrier, South Carolina
- 10:20 a.m. - Will Muschamp, Florida
- 10:30 a.m. - Derek Mason, Vanderbilt
- 10:40 a.m. - Nick Saban, Alabama
- 10:50 a.m. - Butch Jones, Tennessee
- 11:00 a.m. - Bret Bielema, Arkansas
- 11:10 a.m. - Gary Pinkel, Missouri
- 11:20 a.m. - **Hugh Freeze, Ole Miss**
- 11:30 a.m. - Kevin Sumlin, Texas A&M
- 11:40 a.m. - Mark Stoops, Kentucky
- 11:50 a.m. - Dan Mullen, Mississippi State
- 12:00 p.m. - Mark Richt, Georgia
- 12:10 p.m. - Gus Malzahn, Auburn

OLE MISS MEDIA SCHEDULE - AUBURN WEEK

SUNDAY	MONDAY	TUESDAY	WEDNESDAY	THURSDAY	FRIDAY
<ul style="list-style-type: none"> • Practice closed No interviews • Interview requests for Monday press conference due to kyle@olemiss.edu by 3 p.m. 	<ul style="list-style-type: none"> • Practice closed • Ole Miss press conf. with Coach Freeze at 12:15p.m. in Manning Center Team Meeting Room • Selected players available following press conference 	<ul style="list-style-type: none"> • Practice open to media first 20 minutes • Assistant coaches and players available after practice • Reb Talk radio show (7-8 p.m., Buffalo Wild Wings) 	<ul style="list-style-type: none"> • SEC teleconference 11:20 a.m. • Practice open to media first 20 minutes • Freeze and assistant coaches available after practice 	<ul style="list-style-type: none"> • Practice closed No interviews 	<ul style="list-style-type: none"> • Practice closed No interviews

WEEKLY PRESS CONFERENCE: Ole Miss holds its weekly fall press conference each Monday of the regular season at 12:15 p.m. CT in the Burns Team Meeting Room at the Manning Center, which is adjacent to Vaught-Hemingway Stadium/Hollingsworth Field. Coach Hugh Freeze will be followed by QB Bo Wallace at the podium. Members of the media unable to attend the Monday press conference may participate via the telephone beginning at 12:30 p.m.

PRACTICES: There is media availability on Tuesday and Wednesday afternoon practices during the season. If you do not regularly attend practices, please contact Media Relations prior to your visit for exact details on times and location. Media attending practice should meet in the Manning Center team meeting room each open day, and media relations staff will escort them to practice for the select open periods. Interviews will be in the team room following practice. Media are advised to park in the lot behind the Track complex off Manning Way and walk along the sidewalk on the east side of the Manning Center to the outside entrance of the NFL hallway. Media are forbidden from reporting (e.g. tweeting, blogging, etc.) on anything related to practice until after the post-practice interviews. This includes media who leave practice early. Photographers must use tight shots and no formations. Use of video footage from practices must be limited to three minutes per day.

AUDIO/VIDEO RESTRICTIONS: Press conferences, media opportunities, practices and any form of competition may not be broadcast live without prior consent of the athletics department. Audio/video use of content from press conferences and media opportunities is limited to five minutes per individual (coach or student-athlete) per day, and use of footage from practices is limited to three minutes per day. This includes content attained via FTP, which should be credited to Ole Miss Athletics. Ole Miss offers free FTP downloads of game highlights and interviews with coaches and players for television stations to use during regularly scheduled news/sportscasts. To access the Ole Miss FTP site, please contact Ole Miss Sports Productions at 662-915-3407 or micah@olemiss.edu.

WEEKDAY PARKING: Media members that attend practices, press conferences and other on-campus events during the week should make arrangements with campus parking by visiting www.olemiss.edu/parking/media.html.

WORKING CREDENTIALS: To request game credentials, go to Ole Miss' online credentialing site: www.sportssystem.com/OleMiss. Credential requests must be made by the sports director of each media outlet and are limited to those media who will be attending the game in a working capacity. Media must approve the SEC Media Policy before requesting credentials. Media credentials are allotted on the following basis: (1) daily newspapers; (2) network affiliate television stations; (3) websites whose primary purpose is to gather and disseminate news and who have an affiliation with a nationally recognized media entity/network; (4) magazines, weekly newspapers and non-broadcast radio stations.

MEDIA WILL-CALL: If not received by mail, credentials may be picked up at the media "Will Call" table at Gate 26 in the South End Zone of Vaught-Hemingway Stadium, beginning three hours prior to kickoff. Please be mindful that parking passes cannot be picked up at will-call and must be received prior to gameday.

GAMEDAY PARKING: Gameday media parking passes should be requested at the same time as press box or sideline passes. Only a limited number of parking passes are available, and media may be confined to one pass per outlet. Parking passes may not be picked up at media will-call and must be requested at least seven days prior to gameday to ensure delivery.

PHOTOGRAPHERS: Credentials for photographers will be issued on the basis of circulation, with priority granted to agencies covering the participating schools on a regular basis. Per NCAA rule, images or likeness of current student-athletes may not be sold, distributed or used for commercial purposes. All photographers must exchange their photo pass for an armband in order to be admitted to the sidelines. This may be done at the media "Will Call" table. Gameday flip cards will be available at that location.

POSTGAME INTERVIEWS: Athletics Media Relations office representatives will be available to assist in postgame interviews. Media Relations staff will collect interview requests at the start of the fourth quarter and will accompany members of the press wishing to go to the sidelines, beginning with five minutes remaining in the game. For home games, Coach Freeze will hold a postgame press conference in the team meeting room of the Manning Center, and requested players and assistant coaches will be available in that room afterward. Visiting team interviews are held in the photo room outside of the visiting team locker room. For postgame press opportunities for either team, media should exit the sidelines through the visiting team tunnel in the southeast corner of the stadium.

OLE MISS REBELS STYLE GUIDE

NAME
Ole Miss (preferred)
University of Mississippi
~~Mississippi~~

NICKNAME
Rebels

LOGO



COLORS

Cardinal Red (PMS 186)
Navy Blue (PMS 2767)

MASCOT



Rebel

TEAM STATISTICS

OLE MISS	OPPONENT	CATEGORY	AUBURN	OPPONENT
255	84	Total Points	275	145
175	145	First Downs	173	141
67	59	By Rushing	100	49
97	74	By Passing	68	74
11	12	By Penalty	5	18
1196	944	Rushing Yards	1967	843
309	292	Rushing Attempts	330	250
3.9	3.2	Yards Per Rush	6.0	3.4
149.5	118.0	Rushing Yards Per Game	281.0	120.4
2150	1496	Passing Yards	1511	1694
163-262	158-269	Pass Completions-Attempts	107-173	137-250
268.8	187.0	Passing Yards Per Game	215.9	242.0
3346	2440	Total Offense	3478	2537
571	561	Total Offensive Plays	503	500
418.2	305.0	Total Offense Per Game	496.9	362.4
9-4	13-7	Fumbles-Lost	9-7	17-3
47-372	47-402	Penalties-Yards	40-402	32-247

INDIVIDUAL STATISTICS

OLE MISS

Rushing	Att.	Yds.	Avg.	TD
Jaylen Walton	71	376	5.3	4
I'Tavius Mathers	51	221	4.3	2

Passing	Comp.	Att.	Yds.	TD/Int.
Bo Wallace	151	242	2075	18/7

Receiving	Rec.	Yds.	Avg.	TD
Laquon Treadwell	38	529	13.9	4
Vince Sanders	27	431	16.0	4
Cody Core	26	390	15.0	5

Punting	No.	Yds.	Avg.	Long
Will Gleeson	38	168	44.3	70

Punt Returns	No.	Yds.	Avg.	Long
Markell Pack	10	46	4.6	24

Kickoff Returns	No.	Yds.	Avg.	Long
Jaylen Walton	7	176	25.1	40

Scoring	TD	FG	PAT	Total
Jaylen Walton	6	0-0	0-0	36
Cody Core	5	0-0	0-0	30
Andrew Fletcher	0	3-6	21-22	30

Tackles	UT-AT	TT	TFL	Other
Tony Conner	24-23	47	5.5	1 INT
Mike Hilton	30-15	45	2.5	3 INT
Cody Prewitt	31-12	43	3.5	2 INT
D. Shackelford	20-22	42	3.5	2 SACKS

AUBURN

Rushing	Att.	Yds.	Avg.	TD
Cameron Artis-Payne	151	831	5.5	6
Nick Marshall	85	581	6.8	7

Passing	Comp.	Att.	Yds.	TD/Int.
Nick Marshall	84	144	1103	11/3

Receiving	Rec.	Yds.	Avg.	TD
D'haquille Williams	34	527	15.5	5
Quan Bray	15	185	12.3	2
Sammie Coates	13	236	18.2	1

Punting	No.	Yds.	Avg.	Long
Daniel Carlson	24	1000	41.7	62

Punt Returns	No.	Yds.	Avg.	Long
Quan Bray	9	227	25.2	76

Kickoff Returns	No.	Yds.	Avg.	Long
Corey Grant	6	142	23.7	32

Scoring	TD	FG	PAT	Total
Daniel Carlson	0	10-13	35-35	65
Nick Marshall	7	0-0	0-0	42
Cameron Artis-Payne	6	0-0	0-0	36

Tackles	UT-AT	TT	TFL	Other
Jonathan Ford	35-13	48	1.5	2 INT
Cassanova McKinzy	30-16	46	6.5	1 SACK
Jonathon Mincy	35-6	41	4.5	7 PBU
Kris Frost	29-8	37	5.5	2 SACKS

LAST FIVE GAMES AGAINST AUBURN

October 5, 2013 • Auburn, Ala. • Auburn 30, #24 Ole Miss 22: Ole Miss had a chance late in the fourth quarter down one possession against Auburn, but the comeback fell short, as the Tigers held on for a 30-22 win at Jordan-Hare Stadium. Ole Miss was held to only three field goals before Bo Wallace threw a 49-yard touchdown pass to Donte Moncrief in the third quarter.

October 13, 2012 • Oxford, Miss. • Ole Miss 41, Auburn 20: Ole Miss coach Hugh Freeze received a Gatorade bath and the Ole Miss faithful stood and cheered the team on in appreciation. After 16 long games, the Rebels finally snapped their Southeastern Conference losing skid with a 41-20 win over Auburn on Homecoming at Vaught-Hemingway Stadium.

October 29, 2011 • Auburn, Ala. • #23 Auburn 41, Ole Miss 23: Senior running back Brandon Bolden rushed for a season-high 114 yards on 13 carries and two touchdowns, but Ole Miss fell to No. 23 Auburn 41-23 at Jordan-Hare Stadium.

October 30, 2010 • Oxford, Miss. • #1 Auburn 51, Ole Miss 31: Freshman Jeff Scott rushed for 134 yards and a touchdown and junior Brandon Bolden added two more rushing scores, but Ole Miss fell to the top-ranked Auburn Tigers 51-31. Cam Newton caught a touchdown pass, to go with the two TD passes he threw, and Mike Dyer ran for 180 yards for Auburn.

October 31, 2009 • Auburn, Ala. • Auburn 33, #22 Ole Miss 20: Chris Todd passed for 212 yards, Ben Tate ran for 144 yards and Walt McFadden returned an interception for a TD to lift Auburn to a 33-20 win over No. 22 Ole Miss. The Tigers scored 23 points in the third quarter. Dexter McCluster had his second straight huge game for the Rebels, rushing for 186 yards on 22 carries and catching four passes for another 17.

TOP REBEL PERFORMANCES VS. AUBURN

Rushing Yards: Dexter McCluster, 22-186 (TD); 10-31-2009
Passing Yards: Bo Wallace, 25-48-2-336 (2 TD); 10-5-2013
Total Offense: Paul Head, 328 (-8 rush, 336 pass); 10-5-2013
Receptions: Jim Poole, 9-111 (TD); 1-2-1971
Receiving Yards: Cory Peterson, 7-125 (2 TDs); 9-25-1999
All-Purpose Yards: Deuce McAllister, 257; 9-9-2000
Points Scored: 18, 4x, MR: Bo Wallace (3 TDs); 10-13-2012
Points Kicking: Bryson Rose, 11 (2 FG, 5 PAT); 10-13-2012
Kickoff Return Yards: Jesse Grandy, 5-150; 10-31-2009

SERIES HISTORY

Auburn leads 28-10

In Oxford: 9-3, Auburn
 In Auburn: 14-2, Auburn
 In Birmingham: 1-0, Ole Miss
 In Montgomery: 1-1, Tied
 In Mobile: 1-0, Ole Miss
 In Memphis: 2-0, Ole Miss
 In Jackson: 3-0, Auburn
 In Jacksonville: 1-0, Auburn

Longest Ole Miss Win Streak: 3, 1949-1952
 Longest Auburn Win Streak: 9, 1971-1991

Largest Margin of Victory: 33 (40-7), 1949 in Montgomery
 Largest Margin of Defeat: 41 (41-0), 1985 in Auburn

Year	Site	Score
1928	Birmingham	W, 19-0
1932	Montgomery	L, 7-14
1949	Montgomery	W, 40-7
1951	Mobile	W, 39-14
1952	Memphis	W, 20-7
1953	Auburn	L, 0-13
1965	Memphis -1	W, 13-7
1971	Jacksonville -2	L, 28-35
1972	Jackson	L, 13-19
1973	Auburn	L, 7-14
1976	Jackson	L, 0-10
1977	Auburn	L, 15-21
1984	Oxford	L, 13-17
1985	Auburn	L, 0-41
1990	Jackson	L, 10-24
1991	Auburn	L, 13-23
1992	Oxford	W, 45-21
1993	Auburn	L, 12-16
1994	Oxford	L, 17-22
1995	Auburn	L, 13-46
1996	Oxford	L, 28-45
1997	Auburn	L, 9-19
1998	Oxford	L, 0-17
1999	Auburn	W, 24-17 (ot)
2000	Oxford	L, 27-35
2001	Auburn	L, 21-27
2002	Oxford	L, 24-31
2003	Auburn	W, 24-20
2004	Oxford	L, 14-35
2005	Auburn	L, 3-27
2006	Oxford	L, 17-23
2007	Auburn	L, 3-17
2008	Oxford	W, 17-7
2009	Auburn	L, 20-33
2010	Oxford	L, 31-51
2011	Auburn	L, 23-41
2012	Oxford	W, 41-20
2013	Auburn	L, 22-30

1- Liberty Bowl
 2- Gator Bowl

14 QB		BO WALLACE 6-4 217 Sr. Pulaski, Tenn.	<table border="1"> <thead> <tr> <th>COMP</th> <th>ATT</th> <th>YDS</th> <th>TD/INT</th> </tr> </thead> <tbody> <tr> <td>151</td> <td>242</td> <td>2,075</td> <td>18/7</td> </tr> </tbody> </table>	COMP	ATT	YDS	TD/INT	151	242	2,075	18/7	<p>LAST GAME: Completed 14 of 33 passes for 176 yards, 1 TD and 1 INT ... Rushed for a team-high 40 yards on 12 carries.</p> <p>NOTES: SEC's active leader in most passing stats ... Ranks top 33 nationally in passing (259.4 ypg) and total offense (279.6 ypg) ... Has one turnover in SEC play ... Has started every game of his Rebel career.</p>
COMP	ATT	YDS	TD/INT									
151	242	2,075	18/7									
6 RB		JAYLEN WALTON 5-8 166 Jr. Memphis, Tenn.	<table border="1"> <thead> <tr> <th>ATT</th> <th>YDS</th> <th>AVG</th> <th>TD</th> </tr> </thead> <tbody> <tr> <td>71</td> <td>409</td> <td>5.3</td> <td>4</td> </tr> </tbody> </table>	ATT	YDS	AVG	TD	71	409	5.3	4	<p>LAST GAME: Had 12 rushes for 29 yards, four catches for 41 yards and returned two kicks for 36 yards.</p> <p>NOTES: Leads team with 376 rushing yards (47.0/game), 712 all-purpose yards (89.0/game) and six total touchdowns (4 rush, 2 receiving) ... Has 13 catches for 160 yards ... Third in school history with 1,334 career kick return yards.</p>
ATT	YDS	AVG	TD									
71	409	5.3	4									
5 RB		I'TAVIUS MATHERS 5-11 190 Jr. Murfreesboro, Tenn.	<table border="1"> <thead> <tr> <th>ATT</th> <th>YDS</th> <th>AVG</th> <th>TD</th> </tr> </thead> <tbody> <tr> <td>51</td> <td>229</td> <td>4.3</td> <td>2</td> </tr> </tbody> </table>	ATT	YDS	AVG	TD	51	229	4.3	2	<p>LAST GAME: Had eight carries for 35 yards.</p> <p>NOTES: Second on team with 229 rushing yards ... Has four catches for 30 yards ... Led the team in rushing with 563 yards last season.</p>
ATT	YDS	AVG	TD									
51	229	4.3	2									
1 WR		LAQUON TREADWELL 6-2 229 So. Crete, Ill.	<table border="1"> <thead> <tr> <th>REC</th> <th>YDS</th> <th>AVG</th> <th>TD</th> </tr> </thead> <tbody> <tr> <td>38</td> <td>529</td> <td>13.9</td> <td>4</td> </tr> </tbody> </table>	REC	YDS	AVG	TD	38	529	13.9	4	<p>LAST GAME: Had a team-high tying four catches for a game-high 71 yards.</p> <p>NOTES: Seventh in SEC with 4.8 catches per game, T-10th with four TD catches, 7th with 66.1 rec. ypg ... 100+ receiving yards vs. Boise State and Memphis ... SEC's top returning pass catcher (ranked 3rd in the league with 72 catches in 2013) ... Preseason All-America and All-SEC ... Biletnikoff Award Watch List.</p>
REC	YDS	AVG	TD									
38	529	13.9	4									
10 WR		VINCE SANDERS 6-1 185 Sr. Macon, Miss.	<table border="1"> <thead> <tr> <th>REC</th> <th>YDS</th> <th>AVG</th> <th>TD</th> </tr> </thead> <tbody> <tr> <td>27</td> <td>431</td> <td>16.0</td> <td>4</td> </tr> </tbody> </table>	REC	YDS	AVG	TD	27	431	16.0	4	<p>LAST GAME: Caught one pass for 7 yards.</p> <p>NOTES: 2nd on team with 27 catches and 434 receiving yards ... T-10th in SEC with four receiving TDs ... Has the most career receiving yards among current Rebels (1,370) ... 100+ receiving yards vs. ULL and Tennessee.</p>
REC	YDS	AVG	TD									
27	431	16.0	4									
88 WR		CODY CORE 6-3 196 Jr. Auburn, Ala.	<table border="1"> <thead> <tr> <th>REC</th> <th>YDS</th> <th>AVG</th> <th>TD</th> </tr> </thead> <tbody> <tr> <td>26</td> <td>390</td> <td>15.0</td> <td>5</td> </tr> </tbody> </table>	REC	YDS	AVG	TD	26	390	15.0	5	<p>LAST GAME: Had four catches for 45 yards and one touchdown, and one rush for 30 yards.</p> <p>NOTES: Tied for 7th in the SEC with five receiving TDs ... Third on team with 390 receiving yards and 26 catches ... Four catches for a career-high 110 yards and his first two career TDs vs. Boise State ... Strong fall camp moved him to No. 1 at slot receiver ... Played both WR and safety in a reserve role last season.</p>
REC	YDS	AVG	TD									
26	390	15.0	5									
17 TE		EVAN ENGRAM 6-3 227 So. Powder Springs, Ga.	<table border="1"> <thead> <tr> <th>REC</th> <th>YDS</th> <th>AVG</th> <th>TD</th> </tr> </thead> <tbody> <tr> <td>19</td> <td>292</td> <td>15.4</td> <td>1</td> </tr> </tbody> </table>	REC	YDS	AVG	TD	19	292	15.4	1	<p>LAST GAME: Was held without a catch while making a start.</p> <p>NOTES: Midseason All-SEC (ESPN) ... John Mackey Award Midseason Watch List ... 4th on team with 19 catches and 292 yards ... National TE of the Week (CFPA) after career-high 7 catches, 112 yards at Vandy ... Preseason All-America and All-SEC ... 2013 All-SEC second team as a freshman.</p>
REC	YDS	AVG	TD									
19	292	15.4	1									
78 LT		LAREMY TUNSIL 6-5 305 So. Lake City, Fla.	<table border="1"> <thead> <tr> <th>GS</th> <th>RUSH/G</th> <th>PASS/G</th> <th>PPG</th> </tr> </thead> <tbody> <tr> <td>8</td> <td>149.5</td> <td>268.5</td> <td>31.9</td> </tr> </tbody> </table>	GS	RUSH/G	PASS/G	PPG	8	149.5	268.5	31.9	<p>LAST GAME: Helped rushing offense generate 137 yards and didn't allow turnover until final play.</p> <p>NOTES: Started every game this year ... Midseason All-American (ESPN) ... Midseason All-SEC (ESPN) ... Preseason All-America and All-SEC ... Outland Trophy Watch List (nation's top lineman) ... Returning starter at left tackle ... All-SEC and Freshman All-America honors last year.</p>
GS	RUSH/G	PASS/G	PPG									
8	149.5	268.5	31.9									
72 LG		AARON MORRIS 6-5 345 Jr. Jackson, Miss.	<table border="1"> <thead> <tr> <th>GS</th> <th>RUSH/G</th> <th>PASS/G</th> <th>PPG</th> </tr> </thead> <tbody> <tr> <td>8</td> <td>149.5</td> <td>268.5</td> <td>31.9</td> </tr> </tbody> </table>	GS	RUSH/G	PASS/G	PPG	8	149.5	268.5	31.9	<p>LAST GAME: Helped rushing offense generate 137 yards and didn't allow turnover until final play.</p> <p>NOTES: Has started every game this year ... Preseason All-SEC (Athlon) ... Suffered a torn ACL in last year's season opener and missed the rest of the season ... Received a medical redshirt ... Team's starting left guard as a freshman and sophomore.</p>
GS	RUSH/G	PASS/G	PPG									
8	149.5	268.5	31.9									
64 C		BEN STILL 6-3 298 Jr. Memphis, Tenn.	<table border="1"> <thead> <tr> <th>GS</th> <th>RUSH/G</th> <th>PASS/G</th> <th>PPG</th> </tr> </thead> <tbody> <tr> <td>7</td> <td>151.3</td> <td>282.0</td> <td>35.4</td> </tr> </tbody> </table>	GS	RUSH/G	PASS/G	PPG	7	151.3	282.0	35.4	<p>LAST GAME: Missed the LSU game due to injury.</p> <p>NOTES: Has started all seven games in which he's played this year ... Won the starting center job in fall camp ... Played in five games as the team's backup center last year ... Has played in 17 career games.</p>
GS	RUSH/G	PASS/G	PPG									
7	151.3	282.0	35.4									
68 RG		JUSTIN BELL 6-2 352 Jr. Jackson, Miss.	<table border="1"> <thead> <tr> <th>GS</th> <th>RUSH/G</th> <th>PASS/G</th> <th>PPG</th> </tr> </thead> <tbody> <tr> <td>8</td> <td>149.5</td> <td>268.5</td> <td>31.9</td> </tr> </tbody> </table>	GS	RUSH/G	PASS/G	PPG	8	149.5	268.5	31.9	<p>LAST GAME: Helped rushing offense generate 137 yards and didn't allow turnover until final play.</p> <p>NOTES: Has started every game this year ... Started all 13 games at either left guard or right guard last season ... Part of an O-line that produced the most total yards in school history (6,153) and ranked 21st in the nation and fifth in the SEC in total offense (473.3 ypg).</p>
GS	RUSH/G	PASS/G	PPG									
8	149.5	268.5	31.9									
74 RT		FAHN COOPER 6-5 312 Jr. Crystal Lake, Ill.	<table border="1"> <thead> <tr> <th>GS</th> <th>RUSH/G</th> <th>PASS/G</th> <th>PPG</th> </tr> </thead> <tbody> <tr> <td>8</td> <td>149.5</td> <td>268.5</td> <td>31.9</td> </tr> </tbody> </table>	GS	RUSH/G	PASS/G	PPG	8	149.5	268.5	31.9	<p>LAST GAME: Helped rushing offense generate 137 yards and didn't allow turnover until final play.</p> <p>NOTES: Has started every game this year ... Junior college transfer who joined the Rebels this summer ... Second-team NJCAA All-American as a sophomore ... Started every game at LT for Bowling Green his redshirt-freshman year.</p>
GS	RUSH/G	PASS/G	PPG									
8	149.5	268.5	31.9									
97 K		GARY WUNDERLICH 6-0 175 Fr. Memphis, Tenn.	<table border="1"> <thead> <tr> <th>FG</th> <th>LONG</th> <th>PAT</th> <th>PTS</th> </tr> </thead> <tbody> <tr> <td>3/4</td> <td>46</td> <td>12/12</td> <td>21</td> </tr> </tbody> </table>	FG	LONG	PAT	PTS	3/4	46	12/12	21	<p>LAST GAME: Made only PAT, kicked off twice and punted twice (47.5-yard average) with one inside the 20.</p> <p>NOTES: Earned No. 1 placekicking duties at Texas A&M ... Has served as the primary kickoff man for most of the season ... Has punted four times this year (45.8-yard average) ... Nation's top-rated kicker prospect by Rivals.com last year.</p>
FG	LONG	PAT	PTS									
3/4	46	12/12	21									

10 DE		C.J. JOHNSON 6-2 225 Jr. Philadelphia, Miss.	<table border="1"> <thead> <tr> <th>TACKLES</th> <th>TFL</th> <th>SACK</th> <th>INT</th> </tr> </thead> <tbody> <tr> <td>22</td> <td>3.5</td> <td>2.0</td> <td>1</td> </tr> </tbody> </table>	TACKLES	TFL	SACK	INT	22	3.5	2.0	1	<p>LAST GAME: Had five tackles, 0.5 TFL and recovered a fumble.</p> <p>NOTES: Has played in every game with seven starts this year ... Recorded his first career interception in the Boise State game ... Preseason All-SEC ... Started the first four games last year before missing the rest of the season after ankle surgery ... Received a medical redshirt.</p>
TACKLES	TFL	SACK	INT									
22	3.5	2.0	1									
5 DT		ROBERT NKEMDICHE 6-4 280 So. Loganville, Ga.	<table border="1"> <thead> <tr> <th>TACKLES</th> <th>TFL</th> <th>SACK</th> <th>PD</th> </tr> </thead> <tbody> <tr> <td>21</td> <td>2.0</td> <td>2.0</td> <td>1</td> </tr> </tbody> </table>	TACKLES	TFL	SACK	PD	21	2.0	2.0	1	<p>LAST GAME: Made four tackles in a start.</p> <p>NOTES: Has started every game this year ... Midseason All-America and All-SEC ... Preseason All-America and All-SEC ... On preseason watch lists for the Bednarik, Bronko Nagurski, Outland and Rotary Lombardi awards ... Freshman All-America selection last year while playing both defensive end and tackle.</p>
TACKLES	TFL	SACK	PD									
21	2.0	2.0	1									
95 NT		BRYON BENNETT 6-2 293 Sr. Madison, Miss.	<table border="1"> <thead> <tr> <th>TACKLES</th> <th>TFL</th> <th>SACK</th> <th>PD</th> </tr> </thead> <tbody> <tr> <td>13</td> <td>4.0</td> <td>2.0</td> <td>2</td> </tr> </tbody> </table>	TACKLES	TFL	SACK	PD	13	4.0	2.0	2	<p>LAST GAME: Had one QB hurry in a start at LSU.</p> <p>NOTES: Has started five games this year at nose tackle and one at defensive end ... Having a breakout senior season ... Tied for 3rd on team with 4.0 TFLs, and tied for 2nd with 2.0 sacks ... Played both defensive tackle and defensive end last season.</p>
TACKLES	TFL	SACK	PD									
13	4.0	2.0	2									
90 DE		FADOL BROWN 6-4 280 So. Charleston, S.C.	<table border="1"> <thead> <tr> <th>TACKLES</th> <th>TFL</th> <th>SACK</th> <th>QBH</th> </tr> </thead> <tbody> <tr> <td>20</td> <td>0.5</td> <td>0.0</td> <td>4</td> </tr> </tbody> </table>	TACKLES	TFL	SACK	QBH	20	0.5	0.0	4	<p>LAST GAME: Made four tackles in a start.</p> <p>NOTES: Has started six games this year ... Leads the team with four QB hurries ... Redshirted last year after transferring from FIU ... Provides a big body (280 pounds) at defensive end ... Exploded onto the college scene when he recorded four sacks and a fumble recovery in FIU's 2013 spring game.</p>
TACKLES	TFL	SACK	QBH									
20	0.5	0.0	4									
27 DE		MARQUIS HAYNES 6-3 220 Fr. Jacksonville, Fla.	<table border="1"> <thead> <tr> <th>TACKLES</th> <th>TFL</th> <th>SACK</th> <th>FF</th> </tr> </thead> <tbody> <tr> <td>20</td> <td>7.5</td> <td>6.5</td> <td>3</td> </tr> </tbody> </table>	TACKLES	TFL	SACK	FF	20	7.5	6.5	3	<p>LAST GAME: Had one tackle.</p> <p>NOTES: Has played in every game with one start ... True freshman leads the SEC and is T-7th nationally with three forced fumbles ... Ranks T-3rd in the SEC and T-16th in the country with 6.5 sacks ... 2nd among all freshmen in the nation in sacks ... SEC DL of the Week (TAMU), SEC Frosh of the Week (Tenn).</p>
TACKLES	TFL	SACK	FF									
20	7.5	6.5	3									
38 MLB		DETERRIAN SHACKELFORD 6-1 247 Gr. Decatur, Ala.	<table border="1"> <thead> <tr> <th>TACKLES</th> <th>TFL</th> <th>SACK</th> <th>QBH</th> </tr> </thead> <tbody> <tr> <td>42</td> <td>3.5</td> <td>2.0</td> <td>2</td> </tr> </tbody> </table>	TACKLES	TFL	SACK	QBH	42	3.5	2.0	2	<p>LAST GAME: Made eight tackles, 0.5 TFL and forced a fumble at the Rebels' goal line.</p> <p>NOTES: Has played in every game with seven starts ... T-4th on team with 42 tackles ... Forced a fumble at LSU ... In his sixth year of eligibility (missed 2011 and 2012 with knee injury and surgeries) ... First ever two-time winner of the Chucky Mullins Courage Award ... Has a master's degree in higher education.</p>
TACKLES	TFL	SACK	QBH									
42	3.5	2.0	2									
14 OLB		SERDERIUS BRYANT 5-9 220 Sr. Sanford, Fla.	<table border="1"> <thead> <tr> <th>TACKLES</th> <th>TFL</th> <th>PD</th> <th>QBH</th> </tr> </thead> <tbody> <tr> <td>34</td> <td>3.5</td> <td>1</td> <td>1</td> </tr> </tbody> </table>	TACKLES	TFL	PD	QBH	34	3.5	1	1	<p>LAST GAME: Was second on the team with 10 total tackles and one pass breakup.</p> <p>NOTES: Has played in every game this year and has four starts ... T-5th on team with 3.5 TFLs ... Started vs. Boise State, Vanderbilt and Texas A&M ... Preseason All-SEC second team ... Named to watch list for CFPA Linebacker Trophy ... Named to All-SEC second team (AP) last season.</p>
TACKLES	TFL	PD	QBH									
34	3.5	1	1									
12 NICKEL		TONY CONNER 6-0 217 So. Batesville, Miss.	<table border="1"> <thead> <tr> <th>TACKLES</th> <th>TFL</th> <th>INT</th> <th>PD</th> </tr> </thead> <tbody> <tr> <td>47</td> <td>5.5</td> <td>1</td> <td>2</td> </tr> </tbody> </table>	TACKLES	TFL	INT	PD	47	5.5	1	2	<p>LAST GAME: Made five tackles and had 1.0 TFL in a start.</p> <p>NOTES: Has started every game this year ... Leads team with 47 tackles, ranks 2nd with 5.5 TFLs ... Back-to-back double-digit tackles vs. Alabama (10) and Texas A&M (11) ... Had one of the team's four INTs vs. Boise State ... Preseason All-SEC ... Earned Freshman All-America honors last year.</p>
TACKLES	TFL	INT	PD									
47	5.5	1	2									
21 FCB		SENQUEZ GOLSON 5-9 176 Sr. Pascagoula, Miss.	<table border="1"> <thead> <tr> <th>TACKLES</th> <th>TFL</th> <th>INT</th> <th>PD</th> </tr> </thead> <tbody> <tr> <td>23</td> <td>1.0</td> <td>8</td> <td>12</td> </tr> </tbody> </table>	TACKLES	TFL	INT	PD	23	1.0	8	12	<p>LAST GAME: Started, picked off a pass for the fourth straight game, and also made four tackles.</p> <p>NOTES: Has started every game ... Leads SEC and T-1st nat'lly with eight INTs ... 2nd in SEC and T-12th nat'lly with 1.5 passes defended/game ... SEC active leader and T-5th at Ole Miss with 14 career INTs ... Eight INTs are T-3rd most in a season at Ole Miss ... Midseason All-America and All-SEC.</p>
TACKLES	TFL	INT	PD									
23	1.0	8	12									
25 FS		CODY PREWITT 6-2 217 Sr. Bay Springs, Miss.	<table border="1"> <thead> <tr> <th>TACKLES</th> <th>TFL</th> <th>INT</th> <th>PD</th> </tr> </thead> <tbody> <tr> <td>43</td> <td>3.5</td> <td>2</td> <td>3</td> </tr> </tbody> </table>	TACKLES	TFL	INT	PD	43	3.5	2	3	<p>LAST GAME: Had eight tackles (four solo), forced a fumble and recovered another fumble in a start.</p> <p>NOTES: Has started every game ... Midseason All-America and All-SEC ... 3rd on team with 43 tackles and 2 INTs, and T-5th with 3.5 TFLs ... CFPA National DB of the Week after A&M game ... T-8th at Ole Miss with 11 career INTs ... Watch lists for Walter Camp, Bednarik, Thorpe and Nagurski awards ... 2013 All-America.</p>
TACKLES	TFL	INT	PD									
43	3.5	2	3									
7 ROVER		TRAE ELSTON 6-0 195 Jr. Oxford, Ala.	<table border="1"> <thead> <tr> <th>TACKLES</th> <th>TFL</th> <th>INT</th> <th>FF</th> </tr> </thead> <tbody> <tr> <td>42</td> <td>2.0</td> <td>1</td> <td>1</td> </tr> </tbody> </table>	TACKLES	TFL	INT	FF	42	2.0	1	1	<p>LAST GAME: Led the team with 11 tackles (four solo) and one pass breakup in a start.</p> <p>NOTES: Has played in every game with seven starts ... T-4th on team with 42 tackles ... Third year as the starter at Rover ... Has 16 career passes defended ... Had 61 tackles as a freshman and 62 as a sophomore.</p>
TACKLES	TFL	INT	FF									
42	2.0	1	1									
28 BCB		MIKE HILTON 5-9 182 Jr. Fayetteville, Ga.	<table border="1"> <thead> <tr> <th>TACKLES</th> <th>TFL</th> <th>INT</th> <th>PD</th> </tr> </thead> <tbody> <tr> <td>45</td> <td>2.5</td> <td>3</td> <td>9</td> </tr> </tbody> </table>	TACKLES	TFL	INT	PD	45	2.5	3	9	<p>LAST GAME: Made eight tackles (five solo) and picked off one pass for the second straight game.</p> <p>NOTES: Has started every game (7 at CB, 1 at Rover) ... 2nd on team with 45 tackles ... T-4th in SEC with three INTs ... Sixth in SEC with 1.12 passes defended per game ... Has started at every position in the secondary during his Rebel career.</p>
TACKLES	TFL	INT	PD									
45	2.5	3	9									
94 P		WILL GLEESON 6-3 189 R-Fr. Melbourne, Australia	<table border="1"> <thead> <tr> <th>PUNTS</th> <th>AVG</th> <th>LONG</th> <th>IN 20</th> </tr> </thead> <tbody> <tr> <td>38</td> <td>44.3</td> <td>70</td> <td>20</td> </tr> </tbody> </table>	PUNTS	AVG	LONG	IN 20	38	44.3	70	20	<p>LAST GAME: Punted six times for a 38.3-yard average, pinning four inside the 10 with a long of 50.</p> <p>NOTES: Ranks 4th in SEC, 22nd in NCAA with 44.3 punting average ... Two-time National Punter of the Week (Boise St., Tennessee) ... Had a great college debut vs. Boise with 3 of 4 punts inside the 20 and a long of 70 in his first official game playing American-style football ... Redshirted his true freshman season.</p>
PUNTS	AVG	LONG	IN 20									
38	44.3	70	20									

OLE MISS IN THE POLLS

ASSOCIATED PRESS

Rank	Team	Record	Points
1	Mississippi State (46)	7-0	1486
2	Florida State (14)	7-0	1453
3	Alabama	7-1	1290
4	Auburn	6-1	1267
5	Oregon	7-1	1199
6	Notre Dame	6-1	1161
7	Ole Miss	7-1	1095
8	Michigan State	7-1	1086
9	Georgia	6-1	1074
10	TCU	6-1	1030
11	Kansas State	6-1	930
12	Baylor	6-1	839
13	Ohio State	6-1	676
14	Arizona	6-1	669
15	Arizona State	6-1	667
16	LSU	7-2	574
17	Nebraska	7-1	535
18	Utah	6-1	524
19	Oklahoma	5-2	430
20	West Virginia	6-2	379
21	East Carolina	6-1	366
22	Clemson	6-2	265
23	Marshall	8-0	184
24	Duke	6-1	121
25	UCLA	6-2	106

RV: Colorado State 29, USC 22, Wisconsin 14, Stanford 9, Louisville 8, Missouri 7, North Dakota State 3, Oklahoma State 2

AMWAY COACHES POLL - USA TODAY

Rank	Team	Record	Points
1	Mississippi State (41)	7-0	1528
2	Florida State (21)	7-0	1508
3	Alabama	7-1	1351
4	Auburn	6-1	1276
5	Michigan State	7-1	1269
6	Oregon	7-1	1217
7	Notre Dame	6-1	1170
8	Georgia	6-1	1069
9	Ole Miss	7-1	1067
10	TCU	6-1	1057
11	Kansas State	6-1	979
12	Baylor	6-1	848
13	Ohio State	6-1	817
14	Arizona State	6-1	712
15	Arizona	6-1	652
16	Nebraska	7-1	623
17	LSU	7-2	455
18	Utah	6-1	454
19	East Carolina	6-1	448
20	Oklahoma	5-2	444
21	Clemson	6-2	304
22	West Virginia	6-2	290
23	Marshall	8-0	217
24	Duke	6-1	134
25	UCLA	6-2	107

RV: Wisconsin 44, Colorado State 35, Missouri 22, Minnesota 14, Georgia Tech 13, Stanford 10, USC 8, Boise State 4, Louisville 3, Texas A&M 1

OLE MISS HEAD COACH HUGH FREEZE

Hugh Freeze (Southern Miss, 1992) is in his third season at the Ole Miss helm. He inherited a team that went 2-10 and winless in SEC games in 2011 and has brought them all the way to a 7-1 start and No. 7 national ranking in less than three years. He owns a 22-12 mark in Oxford and a career record of 52-19. His .647 winning percentage at Ole Miss is the best of any Rebel coach other than John Vaught (.745) in the last 100 years. The 2013 Grant Teaff FCA Coach of the Year has led the Rebels to back-to-back bowl victories and has also ramped up the Rebels' recruiting efforts with back-to-back top-15 signing classes, including the 2013 class that ranked top five in the nation. Under Freeze, Ole Miss has set numerous school records and the program has also seen attendance and ticket sales soar to new heights. He was named the University's 37th head football coach on Dec. 5, 2011, coming to Oxford after one year as head coach at Arkansas State where he led the Red Wolves to a 10-2 season and the 2011 Sun Belt Conference title and was tabbed Sun Belt Coach of the Year. It is his second stint at Ole Miss, as he was a member of the Rebel coaching staff from 2005-07, including the final two seasons as an assistant coach and recruiting coordinator with two of the top classes in school history.

AUBURN HEAD COACH GUS MALZAHN

Gus Malzahn (Henderson State, 1990) is in his second season as the Auburn head coach. He directed the Tigers to one of the biggest turnarounds in NCAA history last year, guiding them all the way to the BCS national championship game, which they lost 34-31 to Florida State. The previous year, Auburn went 3-9 overall and winless in SEC games. In two years, Malzahn is 18-3 with losses to LSU and Florida State last year and Mississippi State this year. His career record is 27-6, which includes a 9-3 season (and Sun Belt Conference title) at Arkansas State. Malzahn was the Broyles Award winner when he was offensive coordinator for Auburn's national championship team in 2010. He has also served as offensive coordinator at Tulsa and Arkansas since joining the college ranks after a decorated high school coaching career in Arkansas.

AUBURN SCOUTING REPORT

With just one loss on the season, Auburn (6-1, 3-1 SEC) is ranked No. 4 in the polls this week. The Tigers are coming off a 42-35 victory over South Carolina following their 38-23 loss at Mississippi State. Gus Malzahn's team is 1-1 on the road this season, both against ranked opponents. Auburn boasts the SEC's third-highest scoring offense (39.3 ppg) and the league's top rushing attack (281.0 ypg). The defense also ranks in the top half of the league, allowing only 20.7 points per outing. The defense gives up some yards, but is opportunistic with 16 turnovers forced, including 13 interceptions. RB Cameron Artis-Payne ranks third in the league with 118.7 rushing ypg, while QB Nick Marshall ranks seventh with 93.7 rushing ypg. The two have combined for 12 rushing TDs. JUCO transfer D'haquille Williams is among the SEC's top wide receivers with 34 catches for 527 yards and five TDs.

2014 Auburn Schedule

Date	Opponent	Result/Time (CT)
Aug. 30	ARKANSAS*	W, 45-21
Sept. 6	SAN JOSE STATE	W, 59-13
Sept. 18	at #20 Kansas State	W, 20-14
Sept. 27	LOUISIANA TECH	W, 45-17
Oct. 4	#15 LSU*	W, 41-7
Oct. 11	at #3 Mississippi State*	L, 23-38
Oct. 25	SOUTH CAROLINA*	W, 42-35

Nov. 1	at #7 Ole Miss*	6 p.m.
Nov. 8	TEXAS A&M*	2:30 p.m.
Nov. 15	at Georgia*	TBA
Nov. 22	SAMFORD	TBA
Nov. 29	at Alabama*	TBA

* SEC game
HOME GAMES IN CAPS

SEC GAUNTLET

- This will be the fourth time in five weeks that Ole Miss will play a nationally ranked team out of the SEC West.
- The Rebels are 2-1 against SEC West teams and 2-0 against SEC East foes this season.
- The Rebels' remaining schedule includes No. 4 Auburn and No. 1 Mississippi State.
- The combined record of the Rebels' three remaining FBS opponents is 16-5.

REBELS CONTROL THEIR SEC WEST DESTINY

Despite losing 10-7 at LSU, the Rebels still control their path to the SEC West title by virtue of hosting fellow one-loss team Auburn this Saturday and currently undefeated Mississippi State on Nov. 29. The Rebels won the head-to-head matchup with the other one-loss team, Alabama (23-17 on Oct. 4).

IN THE POLLS

- Ole Miss dropped to No. 7 in the AP and No. 9 in the Coaches poll this week after its 10-7 loss at LSU.
- This matchup between No. 4 Auburn and No. 7 Ole Miss is the first ever meeting of top 10 teams at Vaught-Hemingway Stadium and just the second top-10 meeting inside the state of Mississippi (No. 2 Auburn vs. No. 3 Mississippi State on Oct. 11, 2014).

- The Rebels were ranked No. 3 for three weeks, their highest since being preseason No. 1 in 1964.
- Ole Miss has been ranked top 25 in all 10 weeks this season, which is its longest streak of being ranked since appearing in 17 straight polls from 1969-70.
- This is the seventh straight week that Ole Miss has appeared in the top 10 in at least one of the national polls.
- This is only the second time in 39 all-time meetings that Ole Miss and Auburn have met as ranked teams ... The other was Oct. 7, 1972 in Jackson, when No. 17 Auburn defeated No. 18 Ole Miss 19-13.
- The Rebels' No. 18 preseason ranking was its highest since it was No. 8 in the 2009 preseason polls.
- The Rebels have been ranked top 25 for a total of 15 weeks during **Hugh Freeze's** tenure as head coach.

REBELS VERSUS RANKED OPPONENTS

- In No. 4 Auburn, Ole Miss encounters its fourth nationally ranked opponent of the season, all in the last five weeks.
- Ole Miss is 2-1 against ranked foes this year with wins over No. 1 Alabama (23-17) and No. 14 Texas A&M (35-20) and a loss to No. 23 LSU (10-7).
- Last year, the Rebels went 1-3 against ranked teams, with their lone win over No. 6 LSU (27-24).
- Ole Miss is 62-145-2 all-time versus ranked teams and 4-8 with **Hugh Freeze** at the helm.
- In the Freeze era, Ole Miss is 2-6 against top-10 teams and 1-2 against top-five foes.

ALABAMA REBELS

The Ole Miss roster features 13 players who hail from the neighboring state of Alabama: **Cody Core** (Auburn), **Carlos Davis** (Birmingham), **Luke Davis** (Trussville), **Kendrick Doss** (Florence), **Trae Elston** (Oxford), **Chase Hughes** (Springville), **Collins Moore** (Madison), **Andy Pappanastos** (Montgomery), **Deterrian Shackelford** (Decatur), **John-Patrick Sherling** (Fairhope), **Jordan Sims** (Homewood), **Ray Ray Smith** (Florence), **John Youngblood** (Trussville).

IN-SEASON HONORS

OLE MISS REBELS

- Week 6 National Team of the Week (FWAA)

HUGH FREEZE | HEAD COACH

- Midseason SEC Co-Coach of the Year (Athlon)

CLIFF COLEMAN | CB

- Week 2 SEC Defensive Player of the Week
- Week 2 DB of the Week HM (Thorpe Award)

TONY CONNER | DB

- Midseason All-SEC second team (Phil Steele)

EVAN ENGRAM | TE

- John Mackey Award Midseason Watch List
- Midseason All-SEC first team (ESPN.com, Phil Steele)
- Week 2 National TE of the Week (CFPA)

WILL GLEESON | P

- Week 1 National Punter of the Week (CFPA, Ray Guy Award)
- Week 6 National Punter of the Week - HM (CFPA)
- Week 8 National Punter of the Week (Ray Guy Award); HM (CFPA)

SENQUEZ GOLSON | CB

- Jim Thorpe Award Semifinalist
- Chuck Bednarik Award Watch List
- Midseason All-America first team (CBSSports.com, ESPN.com, Sporting News, Phil Steele)
- Midseason All-America second team (SI.com)
- Midseason All-SEC first team (ESPN.com, Phil Steele)

- Week 3 National DB of the Week (CFPA)

- Week 6 DB of the Week HM (Thorpe Award)

- Week 8 National DB of the Week - HM (CFPA)

- Week 8 National Senior of the Week (Senior Bowl)

- Week 9 National DB of the Week - HM (CFPA)

MARQUIS HAYNES | DE

- Week 7 SEC D-Lineman of the Week (CFPA)

- Week 8 National DL of the Week - HM (CFPA)

- Week 8 SEC Freshman of the Week

KEITH LEWIS | LB

- Week 7 National LB of the Week - HM (CFPA)

ROBERT NKEMDICHE | DT

- Chuck Bednarik Award Watch List

- Midseason All-America first team (CBSSports.com, SI.com, Phil Steele)

- Midseason All-America second team (Sports on Earth)

- Midseason All-SEC first team (ESPN.com, Phil Steele)

CODY PREWITT | FS

- Jim Thorpe Award Semifinalist

- Midseason All-America first team (CBSSports.com, SI.com, Sports on Earth)

- Midseason All-America second team (Phil Steele)

- Midseason All-SEC first team (ESPN.com, Phil Steele)

- Week 7 National Defensive Player of the Week (Bednarik Award)

- Week 7 National DB of the Week (CFPA, Thorpe Award)

- Week 7 SEC Defensive Player of the Week (SEC, College Sports Madness)

- Week 7 National Senior of the Week (Senior Bowl)

DETERRIAN SHACKELFORD | LB

- Lott IMPACT Trophy Quarterfinalist

- Allstate AFCA Good Works Team

- SEC Community Service Team

- Senior CLASS Award Candidate

- NFF Scholar-Athlete Semifinalist

LAQUON TREADWELL | WR

- Midseason All-SEC second team (Phil Steele)

LAREMY TUNSIL | OT

- Midseason All-America first team (ESPN.com, Sporting News, Sports on Earth, Phil Steele)

- Midseason All-SEC first team (ESPN.com, Phil Steele)

BO WALLACE | QB

- Midseason All-SEC second team (Phil Steele)

- Week 3 Manning Award Stars of the Week

- Week 6 SEC Offensive Player of the Week

- Week 6 National QB of the Week - HM (Davey O'Brien Award)

- Week 6 ESPN Helmet Sticker

DAVE WOMMACK | DEF. COORDINATOR

- Week 6 National Coordinator of the Week (Athlon)

HM = honorable mention

2014 BREAKDOWN

Category	2014
Record	7-1
SEC	4-1
vs. SEC West	2-1
vs. SEC East	2-0
Non-Conference	3-0
Home	4-0
Away	2-1
Neutral	1-0
Day Games	3-0
Night Games (6 p.m. start or later)	4-1
On Saturdays	6-1
On Thursdays	1-0
vs. Top 25 teams	2-1
TV games	7-1
on CBS	1-0
on ESPN	4-1
on SEC Network	1-0
on FSN	1-0
When scoring first	6-1
When opponents score first	1-0
When leading at halftime	6-1
When trailing at halftime	1-0
When tied at halftime	0-0
When leading after third quarter	6-1
When trailing after third quarter	1-0
When tied after third quarter	0-0
In overtime games	0-0
When scoring less than 20 points	0-1
When scoring 20+ points	7-0
When scoring 30+ points	5-0
When allowing less than 20 points	6-1
When allowing 20+ points	1-0
When allowing 30+ points	0-0
When rushing for <100 yards	2-0
When rushing for 100+ yards	5-1
When rushing for 200+ yards	1-0
When passing for 200+ yards	6-0
When passing for 250+ yards	4-0
When passing for 300+ yards	3-0
When totaling <300 yds total offense	0-0
When gaining 300+ yds total offense	7-1
When allowing <100 yds rushing	3-0
When allowing 100+ yds rushing	4-1
When allowing 200+ yds rushing	0-1
When allowing <200 yds passing	4-1
When allowing 200+ yards passing	3-0
When allowing 250+ yards passing	2-0
When allowing 300+ yards passing	1-0
When allowing <300 yds total offense	3-0
When allowing 300+ yds total offense	4-1
When having a 100-yard rusher	0-0
When opp. has a 100-yard rusher	1-1
When having no turnovers	2-0
When having less than 3 turnovers	4-1
When having 3 or more turnovers	2-0
When having no takeaways	0-0
When having <3 takeaways	3-0
When having 3 or more takeaways	4-1
When having more than 30:00 TOP	3-0
When having less than 30:00 TOP	4-1

NFL REBELS

Ole Miss has a huge presence in the league again this year. There are currently 20 former Rebels on NFL rosters, including two-time Super Bowl MVP Eli Manning and seven-time Pro Bowl linebacker Patrick Willis.

- BRANDON BOLDEN | RB | New England Patriots
- GREG HARDY | DE | Carolina Panthers
- JOHN JERRY | OG | New York Giants
- RISHAW JOHNSON | OG | Dallas Cowboys
- KENDRICK LEWIS | S | Houston Texans
- ELI MANNING | QB | New York Giants
- BOBBY MASSIE | OT | Arizona Cardinals
- TRUMAINE McBRIDE | CB | New York Giants
- DEXTER McCLUSTER | WR | Tennessee Titans
- DONTE MONCRIEF | WR | Indianapolis Colts
- MICHAEL OHER | OT | Tennessee Titans
- ASHLEE PALMER | LB | Detroit Lions
- JERMEY PARNELL | OT | Dallas Cowboys
- JERRELL POWE | DT | Houston Texans
- JAMARCA SANFORD | S | Washington Redskins
- BRADLEY SOWELL | OL | Arizona Cardinals
- CHRIS SPENCER | OL | Tennessee Titans
- CASSIUS VAUGHN | CB | Detroit Lions
- MIKE WALLACE | WR | Miami Dolphins
- PATRICK WILLIS | LB | San Francisco 49ers

OLE MISS

The University of Mississippi

- No. 1 Most Beautiful Campus (Newsweek)
- Top 20 Best Buy Colleges (Forbes)
- Top 10 Safest Campuses in the Nation (CollegeSafe.com)
- Top 3 Honors College (Reader's Digest)
- Top 10 Accountancy School (Public Accounting Report)
- Top 5 Law School for value & job placement (National Jurist)

Tailgating in The Grove

- Nation's No. 1 Tailgating School (Sports Illustrated)
- "Top Tailgating Spot" (Tailgater Monthly)
- "The Holy Grail of tailgating sites" (The Sporting News)
- "The mother and mistress of outdoor ritual mayhem" (New York Times)
- "The mecca of tailgating in American sports" (Columbia Missourian)
- "In Oxford lies the most magical place on all of God's green, football-playing Earth: the Grove." (SI on Campus)

OXFORD, MISSISSIPPI

- No. 2 College Town in America (Livability.com)
- Top 6 College Towns in America (USA Today)
- Top 10 Coolest College Towns in America (Travel & Leisure)
- No. 15 Fastest-Growing Small Town (Forbes)
- Top 20 Best Small Towns in America (Smithsonian)
- 100 Best Small Towns (USA Today)
- Top 100 Places to Live (Money Magazine)

REBEL-TIGER CONNECTIONS

- Ole Miss DB/WR **Cody Core** is a native of Auburn and a graduate of Auburn HS.
- Auburn OL Austin Golson is redshirting this year after transferring from Ole Miss ... Backup guard in 12 games last year.
- Ole Miss DE **John Youngblood** and LB **Luke Davis** were teammates with Auburn FB Patrick Young at Hewitt-Trussville HS in Trussville, Ala.
- Auburn OL Deon Mix was high school teammates with Ole Miss' **Tony Conner, Issac Gross, Nicholas Parker** and **Temario Strong** at South Panola HS in Batesville, Miss.
- Ole Miss head coach **Hugh Freeze** and Auburn head coach Gus Malzahn were successive Sun Belt Champion head coaches at Arkansas State in 2011 and 2012, respectively.
- Ole Miss co-offensive coordinator/QBs coach **Dan Werner** was an offensive consultant for then-Auburn head coach Tommy Tuberville in 1999.
- Auburn graduate assistant Ryan Aplin was an administrative intern at Ole Miss last year ... He was a record-setting quarterback that played under both Freeze and Malzahn at Arkansas State.

BEST STARTS IN SCHOOL HISTORY

At 7-1, the Rebels are off to one of the best starts through eight games in program history.

Year	Record (thru 8)	Final Record
2014	7-1	TBD
1990	7-1	9-3
1970	7-1	7-4
1963	7-0-1	7-1-2
1962	8-0	10-0*
1961	7-1	9-2
1960	7-0-1	10-0-1*
1959	7-1	10-1*
1958	7-1	9-2
1957	7-1	9-1-1
1956	7-1	10-1
1954	7-1	9-2
1953	7-1	7-2-1
1952	6-0-2	8-1-2
1948	7-1	8-1
1940	7-1	9-2
1939	7-1	7-2
1938	7-1	9-2
1910	7-1	7-1

*Shared the national title

NATION'S BEST DEFENSE?

- Ole Miss leads the nation in scoring defense (10.5 ppg) and has given up a nation-low eight touchdowns.
- The Rebel defense has allowed only 9.4 ppg (Alabama scored on a fumble recovery; Louisiana-Lafayette had a safety).
- The Ole Miss defense has scored almost as many touchdowns (4) as it has allowed (7) this season.
- The Rebels' first-string defense has allowed only four touchdowns (one to Alabama, two to Texas A&M, one to LSU).
- Ole Miss is the only school in the nation that hasn't allowed an opponent to score more than 20 points this season.
- The Rebels have held their opponent to 20 points or less in 10 straight games, the nation's longest streak.
- Ole Miss is tops in the country with 17 interceptions ... Senior cornerback **Senquez Golson** is tied for first nationally with eight picks.
- Ole Miss leads the SEC and ranks second nationally with 24 turnovers forced.
- The Rebels' three interceptions returned for a touchdown is tied for most in the country.
- The Rebels' four total defensive touchdowns is tied for third-most in the country.
- Ole Miss ranks second in the SEC and ninth nationally in total defense (305.0 ypg).
- Ole Miss leads the SEC and ranks fourth nationally, giving up 4.35 yards per play.
- Ole Miss ranks fourth in the SEC and 16th nationally in pass defense (187.0 ypg).
- Ole Miss is second in the SEC and tied for sixth nationally, giving up 5.6 yards per pass attempt.
- Ole Miss is tied for fourth in the SEC and is tied for 23rd nationally in rushing defense (118.0 ypg).
- Ole Miss ranks fourth in the SEC and 21st nationally, giving up 3.23 yards per carry.
- Ole Miss has allowed just eight plays of 30+ yards, tied for the fourth-fewest nationally.
- Ole Miss ranks third in the SEC and 13th nationally, limiting opponents to 30.6 percent conversions on third down.

FORCING TURNOVERS

Ole Miss has the nation's longest streak of games forcing at least one turnover:

Team	Active Streak
Ole Miss	31
Houston	30

REBEL DEFENSE HOLDS OPPONENTS BELOW THEIR NORMAL OUTPUT

Ole Miss has held every opponent well below their average scoring output this season:

Team	PPG	vs. Ole Miss	Difference
Boise St.	34.9	13	21.9
Vanderbilt	17.1	3	14.1
ULL	30.3	15	15.3
Memphis	35.7	3	32.7
Alabama	36.5	17	19.5
Texas A&M	38.4	20	18.4
Tennessee	23.9	3	20.9
LSU	32.8	10	22.8

GOAL-LINE STANDS

The Rebels' defense has stood up tall in the red zone and at the goal line this year.

- Ole Miss leads the SEC and is tied for second nationally, having given up six touchdowns in 19 red zone attempts.
- The Rebels rank third in the SEC and 19th nationally, allowing opponents to score in 73.7 percent of red zone trips.
- Opponents have run 71 plays inside the 20-yard line, 38 plays inside the 10 and 22 plays inside the 5 and have scored just 65 points.
- Boise State ran 14 plays inside the 20-yard line, nine plays inside the 10 and six plays inside the 5 and came away with a total of 10 points.
- Vanderbilt ran 11 plays inside the 20-yard line, eight inside the 10 and three inside the 5 and came away with 3 points.
- ULL ran 10 plays inside the 20-yard line, six inside the 10 and two inside the 5 and came away with 13 points.
- Memphis ran two plays inside the 20-yard line and one inside the 10 and came away with 3 points.

REBELS IN SEC & NCAA STATS			
Category	Stat (Avg)	SEC	NCAA
Scoring Offense	31.9	9	47
Pass Offense	268.8	4	36
Pass Efficiency	148.5	6	27
Completion %	62.2	4	35
Scoring Defense	10.5	1	1
Total Defense	305.0	2	9
Pass Defense	187.0	4	16
Rush Defense	118.0	t4	t23
Pass Defense Effic.	97.7	2	5
Interceptions	17	1	1
TFLs	6.9	5	31
Sacks	2.25	t8	55
Net Punting	42.8	2	4
3rd Down %	42.2	8	52
Opp. 3rd Down %	30.6	3	12
First Downs	175	7	42
Turnover Margin	+13	t1	t1
Turnovers Gained	24	1	2
Red Zone Defense	73.7	3	19
Wallace, total off.	279.6	5	33
Wallace, pass avg.	259.4	4	31
Wallace, pass eff.	153.2	6	20
Wallace, completion %	62.4	4	36
Treadwell, receptions	4.8	7	79
Treadwell, rec. yards	66.1	7	73
Gleeson, punting	44.3	4	22
Haynes, sacks	6.5	t3	t16
Haynes, TFLs	7.5	t10	—
Golson, passes def.	1.5	2	t12
Hilton, passes def.	1.12	6	—
Golson, interceptions	8	1	t1
Hilton, interceptions	3	t4	t18
Haynes, fum. forced	3	1	t7

Category	Ole Miss (4 Seasons)	Boise State (3 Seasons)
PASSING YARDS	8,415	10,119*
PASSING EFFICIENCY	137.7	143.2*
PASSING ATTEMPTS	1,047	1,363*
300 YARD PASSING GAMES	10*	—
PASSING COMPLETIONS	669	829*
TOTAL OFFENSE YARDS	9,322	9,984*
COMPLETION PERCENTAGE	60.8	63.9*
TDs RESPONSIBLE FOR	74	86*
TOUCHDOWN PASSES	58	81*
TOTAL OFFENSE PLAYS	1,400	1,491*

* SCHOOL RECORD

ELI VS BO

OLE MISS CAREER TOTALS

4 SEASONS | 3 SEASONS

BY THE NUMBERS

119 million - Dollars Raised by Forward Together Campaign
 415,750 - Season Attendance in 2013 (School Record)
 60,580 - Vaught-Hemingway Stadium Capacity
 51,316 - Season Tickets Sold in 2014 (School Record)
 23,096 - 2014 Ole Miss Enrollment (Highest in History)
 12,000 - Square Feet in the Manning Center Weight Room
 643 - All-Time Victories
 280 - Pro Draft Picks
 257 - Weeks Ranked in the AP Poll
 236 - Television Appearances
 208 - Shutouts in Ole Miss History
 200 - Seats in the Newly Renovated Team Meeting Room
 55 - First Team All-Americans
 35 - Bowl Appearances (T-19th All-Time)
 24 - Academic All-Americans
 23 - Bowl Wins (T-9th All-Time)
 19 - NFL First Round Picks
 13 - Overtime Games
 11 - College Football Hall of Fame Inductees
 8 - Sugar Bowl Appearances (4th-Most All-Time)
 7 - Current National Ranking
 6 - Heisman Trophy Finalists
 6 - SEC Championships
 4 - Rhodes Scholars
 3 - National Championships
 1 - Highest Ranking in AP Poll

QUICK FACTS

School: Ole Miss (University of Mississippi)
Nickname: Rebels
Location: Oxford, Mississippi
Founded: November 6, 1848
Enrollment: 23,096
Colors: Cardinal Red (PMS 186) and Navy Blue (PMS 2767)
Mascot: Rebel
Conference: Southeastern (Western Division)
Stadium: Vaught-Hemingway Stadium/Hollingsworth Field
Capacity/Playing Surface: 60,580/FieldTurf
Chancellor: Dr. Daniel W. Jones (Miss. College, 1971)
Athletics Director: Ross Bjork (Emporia State, 1995)
Game Operations Director: Joe Swingle
Athletics Department Phone: (662) 915-7241
University Website: www.OleMiss.edu
Athletics Website: www.OleMissSports.com
Gameday/Ticketing Website: www.OleMissFB.com

THE REBEL RECORD

First Year of Football: 1893
Number of Years Playing Football: 120
All-Time Overall Record: 643-498-35
All-Time Bowl Record: 23-12
All-Time Overtime Record: 6-7
Longest Undefeated Streak: 21 games, 1959-61
Consecutive Victories: 13 games, 1955-56
Consecutive Bowl Victories: 6, 2002-04-09-10-13-13
Consecutive Bowl Games: 15 seasons - 1957-71

- Alabama ran eight plays inside the 20-yard line, four inside the 10 and four inside the 5 and came away with 10 points.
- Texas A&M ran six plays inside the 20-yard line, two inside the 10 and one inside the 5 and came away with 13 points.
- Tennessee ran three plays inside the 20-yard line and one inside the 10 and came away with 3 points.
- LSU ran 17 plays inside the 20-yard line, seven inside the 10 and six inside the 5 and came away with 10 points.

ESPN'S 'COLLEGE GAMEDAY' FEATURES OLE MISS TWICE

- ESPN's "College GameDay" built by The Home Depot has featured Ole Miss in both a home game (Oct. 4 vs. Alabama) and road game (Oct. 25 at LSU) after not going to an Ole Miss game in the previous 27 years.
- GameDay's episode from The Grove (Oct. 4) was its most-viewed of the 2014 season.
- Pop superstar Katy Perry was the celebrity guest picker and the only one at the table to correctly predict the Rebels' upset of the Alabama Crimson Tide.
- Lee Corso said about The Grove: "It's the most beautiful place I've ever been."
- Lee Fitting said it was "the best on-campus experience" he's been a part of in his 11 years as GameDay producer.

EFFICIENT PASSING ATTACK

- Through eight games, Ole Miss ranks 36th nationally and fourth in the SEC with 268.8 passing ypg.
- The Rebels' pass efficiency rating of 148.5 is 27th-best nationally and sixth in the SEC.
- Ole Miss ranks 35th nationally and fourth in the SEC with a pass completion percentage of 62.2.
- Senior **Bo Wallace** ranks 20th nationally in pass efficiency (153.2) and 36th in completion percentage (62.4).
- Wallace ranks fourth in the SEC and 31st nationally in passing (259.4 ypg).
- Wallace ranks fifth in the SEC and 33rd nationally in total offense (279.6 ypg).
- Wallace has accounted for 90 passing plays of 10+ yards, third-most in the SEC and 12th-most nationally.
- Wallace had a string of 126 consecutive passes without an interception snapped on the last play against LSU ... That streak is the seventh-longest in school history.
- Ole Miss is the only SEC team that has had four different receivers eclipse 100 yards this year.

SEC'S TOP ACTIVE QUARTERBACK

Senior QB **Bo Wallace** is the SEC's active leader in several stat categories.

- SEC active leader in career total offensive yards (9,322), touchdown responsibility (74), completions (669), attempts (1,047), passing yards (8,415) and touchdown passes (58).
- With 668 more total offense yards, Wallace will break Eli Manning's school record and enter the top 10 in SEC history.
- Needs to account for nine more touchdowns to break into the SEC's all-time top 10 in that category.
- Tied for school record with 10 300-yard passing games and ranks second in school history in total offensive yards, touchdown responsibility, passing yards, completions, attempts, passing touchdowns and total offensive plays.

ALL-AMERICAN CODY PREWITT

Senior free safety **Cody Prewitt** can say for the rest of his life that he was an All-American college football player.

- Prewitt is the first player to return to Ole Miss as a first team All-American since Patrick Willis in 2006.
- 2014 Jim Thorpe Award semifinalist
- Tied for eighth in school history with 11 career interceptions.
- Has two interceptions this year, including a 75-yard return for a touchdown against Texas A&M.
- Led the SEC and ranked seventh nationally with six interceptions last year.
- Tops all active Rebels in career games (46) and starts (36).

FUN FACTS

- Pop superstar Katy Perry was the guest picker for ESPN's College GameDay in The Grove ... Other celebrities in Oxford for the Ole Miss-Alabama game: Woody Harrelson, Ronnie Dunn, Zac Efron, Liam Hemsworth, Octavia Spencer and several Memphis Grizzlies, including Mike Conley and Vince Carter.
- Ole Miss and Mississippi State are ranked in the top 10 at the same time for the first time in history.
- When **Deterrian Shackelford** was a freshman at Ole Miss in 2009, most of the members of this year's freshman class were starting the eighth grade.
- Denzel** and **Robert Nkemdiche** entered the 2014 season with the third-most career tackles (151) among current college football brother tandems. Only Duke's Kelby and Kyler Brown (315) and Utah State's Zach and Nick Vigil (290) had more.
- Five current Ole Miss players have already earned their college degrees - **Will Denny**, **Dylan Dyer**, **Chase Hughes**, **Deterrian Shackelford** and **Bo Wallace**. In fact, Shackelford already has a bachelor's and master's degree.
- Quintavus Burdette** and **Kailo Moore** also compete on the Ole Miss track & field team.
- Redshirt-freshman WR **Cale Luke** is a third-generation Ole Miss football player (father, Tom; grandfather, Tommy).

GOLSON SHINES IN SENIOR YEAR

Cornerback **Senquez Golson**, in his third year as a starter, is enjoying a breakout senior season.

- Golson leads the SEC and is tied for the national lead with eight interceptions.
- Also leads the SEC and is tied for eighth nationally with 12 passes defensed.
- His eight interceptions are tied for third-most in a season in school history, two behind Bobby Wilson's school record of 10 in 1949.
- 2014 Jim Thorpe Award semifinalist
- He's intercepted passes against Boise State, Louisiana-Lafayette (2), Alabama, Texas A&M, Tennessee (2) and LSU.
- His interception in the end zone with 37 seconds left in the game secured Ole Miss' victory over No. 1 Alabama.
- He returned one of his two interceptions against the Ragin' Cajuns for a 59-yard touchdown.
- Has 14 career interceptions, most among active SEC players and tied for fifth-most in school history.

SUPER SOPHOMORES

- In the Rebels' sophomore class alone, there are four preseason All-Americans (**Evan Engram, Robert Nkemdiche, Laquon Treadwell, Laremy Tunsil**) and five preseason All-SEC picks (those four plus **Tony Conner**).
- Treadwell, last year's SEC Freshman of the Year, ranks seventh in the league in catches (4.8/game), seventh in receiving yards (66.1 ypg) and tied for 10th with four TD catches.
- Nkemdiche and Conner have been mainstays for a Rebel defense that leads the nation in scoring (10.5 ppg allowed) and fewest touchdowns allowed (seven) ... Conner leads the team with 47 tackles and is second with 5.5 tackles for loss.
- Engram and Tunsil became the first ever Ole Miss freshmen to earn All-SEC honors after they were both named to the Associated Press second team last year.

ODDS AND ENDS

- The Rebels are bowl eligible and have won at least seven games for the third straight year under **Hugh Freeze**.
- The Rebels' 4-1 start in SEC play is their best since starting 6-0 in 2003.
- Ole Miss is tied with Georgia for the SEC and national lead with a +13 turnover margin.
- Ole Miss has out-scored opponents 62-3 in the first quarter and 82-32 in the fourth quarter this season.
- Fifteen different Rebels have scored a touchdown this season (11 on offense, four on defense).
- Ole Miss is 16-3 under Freeze when leading at the half, including a perfect 6-0 mark in 2013 and 6-1 mark this year.
- Ole Miss is 18-2 under Freeze when it rushes for 150 or more yards, 4-10 when it rushes for less than 150 yards.
- With wins over No. 1 Alabama (Oct. 4) and No. 14 Texas A&M (Oct. 11), Ole Miss was victorious over ranked teams in consecutive weeks for the first time in program history.
- The last time Ole Miss had two regular-season wins over ranked teams before this year was 2008 ... The last time it had three regular-season wins over ranked teams was 1969.
- Rebel opponents have set attendance records in the last two road games - 110,633 at Texas A&M (SEC record, state of Texas record, school record) and 102,321 at LSU (tied school record).
- The team's 41-3 win over Vanderbilt was its largest SEC margin of victory since 2008 (45-0 over Mississippi State).
- The Vanderbilt game was the first time the Rebels did not punt in a game since 2002 vs. Arkansas State.

REBEL LEADERS

MOST GAMES PLAYED

- 46 Will Denny, Keith Lewis, Cody Prewitt
- 44 Bryon Bennett, Serderius Bryant, Senquez Golson, Deterrian Shackelford
- 41 Carlton Martin
- 40 Vince Sanders
- 39 Cliff Coleman
- 36 C.J. Johnson

CONSECUTIVE GAMES PLAYED

- 46 Will Denny, Keith Lewis, Cody Prewitt
- 34 Bo Wallace, Jaylen Walton, Channing Ward
- 31 Trae Elston

MOST STARTS

- 36 Cody Prewitt
- 34 Bo Wallace
- 28 Senquez Golson, Aaron Morris
- 27 Trae Elston, Bryon Bennett
- 24 C.J. Johnson
- 22 Denzel Nkemdiche

CONSECUTIVE STARTS

- 34 Bo Wallace
- 21 Justin Bell
- 20 Tony Conner

2014 GAME CAPTAINS

- BOISE: Denny (LS), Johnson (DE), Prewitt (FS), Wallace (QB)
- VU: Denny (LS), Johnson (DE), Prewitt (FS), Wallace (QB)
- ULL: Denny (LS), Johnson (DE), Prewitt (FS), Wallace (QB)
- MEM: Denny (LS), Johnson (DE), Prewitt (FS), Wallace (QB)
- ALA: Denny (LS), Johnson (DE), Prewitt (FS), Wallace (QB)
- TAMU: Denny (LS), Johnson (DE), Prewitt (FS), Wallace (QB)
- TENN: Denny (LS), Johnson (DE), Prewitt (FS), Wallace (QB)
- LSU: Denny (LS), Johnson (DE), Prewitt (FS), Wallace (QB)
- AUB:
- PRES:
- ARK:
- MSU:

CAREER STARTS BY POSITION

OFFENSE	LI	DEFENSE	MLB	SS/ROVER
QB Wallace (34)	Tunsil (17)	DE Johnson (24) Shackelford (7) R. Nkemdiche (7) F. Brown (7) Bennett (6) Youngblood (1) Haynes (1)	Shackelford (7) Lewis (1)	Elston (27) Prewitt (4) C. Brown (3) Hilton (1)
RB Walton (15) Mathers (2)	LG Morris (28) Bell (7)	DT/NT Bennett (21) Gross (12) Hamilton (11) R. Nkemdiche (11) C. Martin (6) Hooks (2)	OLB D. Nkemdiche (22) Bryant (14) Lewis (4) Shackelford (2)	CB Golson (28) Hilton (17) D. Jones (4) Coleman (2) Webster (1) Burdette (1)
TE Engram (13) Parker (5) Liggins (2)	C Still (7) Conyers (1)	DB Conner (20) Hilton (5) Lewis (1)	FS Prewitt (32) Hilton (1) C. Brown (1)	
WR Sanders (21) Treadwell (19) Core (6) C. Moore (3) Adeboyejo (3)	RG Bell (14)			
	RT Cooper (8)			

2014 COIN TOSSES

	Coin Toss	Game Result
BOISE:	Lost	W, 35-13
VU:	Won	W, 41-3
ULL:	Won	W, 56-15
MEM:	Lost	W, 24-3
ALA:	Won	W, 23-17
TAMU:	Won	W, 35-20
TENN:	Won	W, 34-3
LSU:	Lost	L, 7-10
AUB:		
PRES:		
ARK:		
MSU:		

LANDSHARK

At Ole Miss, “Landshark” is a term adopted by the Rebel football team’s defensive unit. As part of that identity, defensive players will celebrate big plays by putting a hand to their forehead in the shape of a shark fin. A battle cry of “fins up” also contributes to the players’ persona.

With the popularity of both the players and the “Landshark” celebration, Ole Miss student-athletes from other sports have even performed the hand gesture as a tribute to their fellow Rebels on the football team.

Roots of the “Landshark” at Ole Miss date back to 2008. After four straight losing seasons, the Rebel football team returned to national prominence with a 9-4 record and a victory over 7th-ranked Texas Tech in the Cotton Bowl. Leading the charge was a defensive squad that ranked fourth in the nation in rushing defense and included All-Americans Peria Jerry and Greg Hardy and eventual All-SEC standout Jerrell Powe.

The term “Landshark” originated that season from senior linebacker Tony Fein, an Army veteran who served a one-year tour in the Iraq War before arriving in Oxford. A two-year letterman after transferring from Scottsdale (Ariz.) Community College, Fein was the 2008 recipient of the Pat Tillman Award by the Military Order of the Purple Heart. Fein passed away in October 2009, but his legacy at Ole Miss continues through the “Landshark.”

- Ole Miss faces Boise State and Presbyterian for the first time this year.
- The Rebels are one of a handful of schools in the country to keep their entire coaching staff intact from last season.
- Ole Miss played its first two games of the season at NFL stadiums (Atlanta’s Georgia Dome and Nashville’s LP Field).

OFFENSIVE NOTES

- The Rebels rank 47th in the country in scoring, averaging 31.9 points per game.
- Ole Miss ranks 36TH nationally and fourth in the SEC with 268.8 passing ypg.
- The Rebels’ pass efficiency rating of 148.5 is 27th-best nationally and sixth in the SEC.
- Ole Miss ranks 35th nationally and fourth in the SEC with a pass completion percentage of 62.2.
- Ole Miss is the only SEC team that has had four different receivers eclipse 100 yards this year.
- The Rebels set a school record with four straight games boasting a 100-yard receiver (first four games of the year).
- Eleven different players have scored an offensive touchdown for Ole Miss.
- Senior **Bo Wallace** ranks 20th nationally in pass efficiency (153.2) and 36th in completion percentage (62.4).
- Wallace ranks fourth in the SEC and 31st nationally in passing (259.4 ypg).
- Wallace ranks fifth in the SEC and 33rd nationally in total offense (279.6 ypg).
- Wallace has accounted for 90 passing plays of 10+ yards, third-most in the SEC and 12th-most nationally.
- Sophomore WR **Laquon Treadwell** ranks seventh in the league in catches (4.8/game), seventh in receiving yards (66.1 ypg) and tied for 10th with four TD catches.
- Junior WR **Cody Core** is tied for seventh in the SEC with five TD catches, and senior WR **Vince Sanders** is tied with Treadwell for 10th-most with four.
- Junior RB **Jaylen Walton** leads the team with six total touchdowns (4 rushing, 2 receiving).
- Sophomore TE **Evan Ingram** garnered CFPA National Tight End of the Week honors after setting career highs with seven catches for 112 yards against Vanderbilt.

REBEL UNIFORMS

RECORDS UNDER HUGH FREEZE (BY UNIFORM COMBINATION)



◀ RED TOP/
GRAY PANTS

Games: 14
Wins: 10
Losses: 4



◀ NAVY TOP/
GRAY PANTS

Games: 7
Wins: 5
Losses: 2



◀ WHITE TOP/
RED TRIM/
GRAY PANTS

Games: 3
Wins: 2
Losses: 1



◀ WHITE TOP/
NAVY TRIM/
NAVY PANTS

Games: 2
Wins: 1
Losses: 1



◀ WHITE TOP/
NAVY TRIM/
WHITE PANTS

Games: 2
Wins: 1
Losses: 1



◀ NAVY TOP/
NAVY PANTS

Games: 2
Wins: 1
Losses: 1



◀ GRAY TOP/
GRAY PANTS

Games: 2
Wins: 0
Losses: 2



◀ NAVY TOP/
WHITE PANTS

Games: 1
Wins: 1
Losses: 0



◀ WHITE TOP/
RED TRIM/
WHITE PANTS

Games: 1
Wins: 1
Losses: 0

DEFENSIVE NOTES

- Ole Miss' three first-quarter points allowed are fewest in the FBS this season.
- With 6.5 sacks, DE **Marquis Haynes** is 1.5 behind former SC standout Jadeveon Clowney for the SEC freshman sacks record ... He also leads the SEC and is tied for seventh nationally with three forced fumbles this year.
- Senior CB **Senquez Golson** is tied for the national lead with eight interceptions and ranks 12th in the nation and second in the SEC with 1.5 passes defended per game.
- Junior CB **Mike Hilton** is tied for fourth in the SEC with three interceptions and ranks sixth with 1.12 passes defended per game.
- Ole Miss held Tennessee to just a field goal, the second time this year that an SEC opponent has failed to score a touchdown against the Rebels' defense.
- Tennessee managed 0 rushing yards against the Rebels, the lowest rushing yardage total by an SEC team since Mississippi State in 2008 (-64).
- The Rebels scored two defensive touchdowns (against Texas A&M) for the first time since 1996 vs. Georgia.
- Ole Miss held the explosive Texas A&M offense to 20 points and shut out the Aggies in the first half for the first time in the Kevin Sumlin era.
- Ole Miss limited the explosive Alabama offense to just 10 total points, including three in the second half.
- The Rebel D held Memphis to 104 total yards, the fewest by an opponent since Mississippi State in 2008 (24).
- Ole Miss held Vanderbilt to just a field goal, which was the first time the Rebels did not allow a touchdown since beating Tulane 39-0 in 2012 ... It was the first game the Rebels' didn't allow a TD to an SEC foe since beating Mississippi State 45-0 in 2008.
- Vanderbilt achieved just nine first downs and 60 passing yards against the Rebel "D" ... The Commodores' 60-yard total was the lowest against Ole Miss since Louisiana-Monroe in 2008 (59).
- The Rebels' four interceptions against Boise State are tied for the most by an SEC team this year.

SPECIAL TEAMS NOTES

- Ole Miss ranks fourth in the nation and second in the SEC with a net punting average of 42.8 yards.
- The Rebels' punt coverage unit ranks second in the SEC and 15th nationally (3.33 ypr).
- Redshirt-freshman **Will Gleeson** ranks fourth in the SEC and 22nd nationally with a punting average of 44.3 yards ... He has landed 20 of his 38 punts inside the 20, including 11 inside the 10 and five inside 5 ... He also has 10 punts of 50+ yards.
- Gleeson was named National Punter of the Week against Boise State (4 punts, 47.2-yard average, long of 70, 3 inside the 20) and against Tennessee (9 punts, 48.2-yard average, long of 67, 4 inside the 20).
- Junior **Jaylen Walton** ranks third in school history with 1,334 career kick return yards.
- Freshman **Gary Wunderlich** is 3 of 4 on field goals with a long of 46 against Alabama ... He also kicks off and has punted four times for a 45.8-yard average.

OLE MISS SOLD OUT OF SEASON TICKETS

For the second straight year, Ole Miss has sold out of football season tickets - this year with a school-record 51,316. That surpasses the previous school record of 50,386 set last year.

- The sold-out Tennessee game crowd of 62,081 is the third-largest in Vaught-Hemingway Stadium history.
- The sold-out Alabama game crowd of 61,826 is the fifth-largest in Vaught-Hemingway Stadium history.
- The Auburn and Mississippi State games are also sold out ... Fans looking to purchase tickets are encouraged to visit Vivid Seats, the Official Ticket Reseller of Ole Miss Athletics:
<http://www.vividseats.com/ncaaf/ole-miss-rebels-tickets.html?wsUser=244&wsVar=GAMEDAY>
- Tickets are on sale for the Presbyterian game ... Visit the ticket link at OleMissSports.com or call 888-REB-TKTS.

DOWN GOES NO. 1

- Ole Miss posted its first ever win over the nation's No. 1 team with a 23-17 triumph over Alabama on Oct. 4.
- The Rebels are now 1-10 all-time against the top-ranked team in the land.
- It was the Rebels' first win over Alabama since 2003, snapping a 10-game skid in the series.
- **Jaylen Walton** hauled in the game-winning 10-yard touchdown pass from **Bo Wallace**.
- Wallace led a furious fourth-quarter comeback with game-tying and game-winning TD passes in the final six minutes.
- **Senquez Golson** had a late interception in the end zone to secure the historic victory.
- Students rushed the field after the game and took down both goalposts, carrying them through The Grove and the Oxford Square during the postgame celebrations.
- Ole Miss was fined \$50,000 by the SEC (for fans rushing the field) and also had to replace \$22,000 for the goalposts and another \$3,000 for extra repairs ... Ole Miss set up an online giving site and Rebel Nation responded by donating \$50,000 in less than 2 hours, covering the \$75,000 goal within 4 hours, and donating a total of \$105,000.

FREEZE ERA BREAKDOWN (2012-14)

Category	2012-14
Record	22-12
SEC	10-11
vs. SEC West	7-8
vs. SEC East	3-3
Non-Conference	12-1
Home	13-5
Away	6-7
Neutral	3-0
Day Games	10-3
Night Games (6 p.m. start or later)	12-9
On Saturdays	19-11
On Thursdays	2-1
On Mondays	1-0
vs. Top 25 teams	4-8
TV games	20-12
on CBS	1-2
on ESPN	7-7
on ESPN2	1-0
on ESPNU	2-3
on SEC Network	1-0
on FSN	3-0
on Longhorn Network	1-0
on SECTV	3-0
on CSS	1-0
When scoring first	19-4
When opponents score first	3-8
When leading at halftime	16-3
When trailing at halftime	4-7
When tied at halftime	2-2
When leading after third quarter	20-5
When trailing after third quarter	2-7
When tied after third quarter	0-0
In overtime games	0-1
When scoring less than 20 points	0-6
When scoring 20+ points	22-6
When scoring 30+ points	17-4
When allowing less than 20 points	12-2
When allowing 20+ points	10-10
When allowing 30+ points	1-7
When rushing for <100 yards	3-4
When rushing for 100+ yards	19-8
When rushing for 200+ yards	13-0
When passing for 200+ yards	18-8
When passing for 250+ yards	15-6
When passing for 300+ yards	7-5
When totaling <300 yds total offense	0-3
When gaining 300+ yds total offense	22-9
When allowing <100 yds rushing	10-2
When allowing 100+ yds rushing	12-10
When allowing 200+ yds rushing	0-7
When allowing <200 yds passing	12-5
When allowing 200+ yards passing	10-6
When allowing 250+ yards passing	8-5
When allowing 300+ yards passing	4-3
When allowing <300 yds total offense	9-1
When allowing 300+ yds total offense	13-11
When having a 100-yard rusher	8-1
When opp. has a 100-yard rusher	2-7
When having no turnovers	5-1
When having less than 3 turnovers	15-8
When having 3 or more turnovers	6-4
When having no takeaways	0-1
When having <3 takeaways	16-9
When having 3 or more takeaways	6-3
When having more than 30:00 TOP	10-3
When having less than 30:00 TOP	12-9

HOTTY TODDY

The popular Ole Miss cheer goes like this:

*Are You Ready?
Hell Yeah! Damn Right!
Hotty Toddy, Gosh Almighty,
Who The Hell Are We? Hey!
Flim Flam, Bim Bam
Ole Miss By Damn!*

TV/RADIO AFFILIATES

The Season: Ole Miss Football

Station	Times
Cox Sports TV	Tuesday 6:00 PM
WKFK (Coast)	Thursday 7:30 PM
WMDN (Meridian, Hattiesburg)	Thursday 7:30 PM
WCBI (Columbus, Starkville, Tupelo)	Thursday 10:00 PM
Fox Sports South	Friday 4:30 PM

Ole Miss Radio Network

City	Station (Frequency)
Amory	WAFM-AM (1580 AM)
Brookhaven	WBKN-FM (92.1)
Columbus	WNNQ-FM (103.1)
Cornith	WXRZ-FM (94.3)
Greenwood	WYMX-FM (99.1)
Hattiesburg	WFMM-FM (97.3)
Hazlehurst	WDXO-FM (92.9)
Jackson	WFMN-FM (97.3)
Laurel	WLAU-FM (99.3)
Lexington, Tenn.	WZLT-FM (99.3)
Louisville	WLSM-FM (107.1)
McComb	WAZA-FM (107.7)
Memphis, Tenn.	WHBQ-AM (560 AM)
Meridian	WZKR-FM (103.3)
Natchez	WKSO-FM (97.3)
Ocean Springs	WOSM-FM (103.1)
Oxford	WQLJ-FM (93.7)
Philadelphia	WHOC-AM (1490 AM)
Prentiss	WJDR-FM (98.3)
Tupelo	WWMR-FM (102.9)
Vicksburg	WVBG-AM (1420 AM)
Water Valley	WTNM-FM (105.5)
Waynesboro	WABO-AM (990 AM)
Yazoo City	WBYP-FM (107.1)
Nationwide	Satellite Radio (Sirius XM)
Worldwide	Internet Streaming (CBS Interactive)

Affiliate list subject to change.

Broadcasts can be heard over the Internet through OleMissSports.com/s/RebelVision.

FIRST-TIME STARTERS

- Five Rebels made their first career start vs. Boise State: (Offense) **Ben Still** (C), **Fahn Cooper** (RT), **Jeremy Liggins** (TE), **Cody Core** (WR); (Defense) **Marquis Haynes** (DE).
- One Rebel made his first career start at Vanderbilt: (Defense) **Fadol Brown** (DE)
- One Rebel made his first career start at Texas A&M: (Defense) **Kendarius Webster** (CB)
- One Rebel made his first career start at LSU: (Offense) **Robert Conyers** (C)

DEBUTS

Twenty-seven players have made their Ole Miss debut this year: **Anthony Alford** (DB/PR), **Trey Bledsoe** (WR), **Daronte Bouldin** (OT), **Eugene Brazley** (RB), **Fadol Brown** (DE), **Ryan Buchanan** (QB), **Talbot Buys** (OL), **Fahn Cooper** (OT), **Craig Frigo** (OG), **DeMarquis Gates** (LB), **Will Gleeson** (P), **C.J. Hampton** (DB), **Marquis Haynes** (DE), **Davion Johnson** (OL), **DeVante Kincade** (QB), **Jeremy Liggins** (TE), **A.J. Moore** (DB), **C.J. Moore** (DB), **Herbert Moore** (DT), **Christian Morris** (OL), **Markell Pack** (WR/PR), **Taylor Polk** (LB), **Christian Russell** (LB), **Rod Taylor** (OG), **Kendarius Webster** (DB), **Jordan Wilkins** (RB), **Gary Wunderlich** (K).

OUT FOR THE SEASON

Two members of the defensive secondary were likely lost for the year before the season began - CB **Carlos Davis** (ACL) and CB **Tee Shepard** (toe). They were slated to play significant time this year, including Davis' duties as the team's No. 1 punt returner. A third, safety **Chief Brown** (Achilles) was thought to be out for the year, but has returned to practice and dressed out (but did not play) at LSU.

CHUCKY MULLINS COURAGE AWARD

In the spring, graduate LB **Deterrian Shackelford** became the first ever two-time recipient of the Chucky Mullins Courage Award, which goes to a defensive player each year. The award, in its 25th year of existence, honors the late Chucky Mullins, who had his Ole Miss career come to an end during the 1989 Homecoming game against Vanderbilt when he was paralyzed after making a tackle. After returning to his studies at Ole Miss, Mullins passed away May 6, 1991. Shackelford wears the No. 38 jersey in Mullins' honor this season.

SHACKELFORD HONORED FOR COMMUNITY SERVICE

- Linebacker **Deterrian Shackelford** is a member of the SEC Community Service Team for the second straight year and has also been selected to the AFCA Good Works Team.
- Shackelford is a graduate student with a master's degree in higher education, and he is currently pursuing a second master's degree.

2014 PRESEASON HONORS

SERDERIUS BRYANT | LB

- CFPA Linebacker Trophy watch list
- All-SEC 2nd team (B'ham News, CFB Matrix, Lindy's, Phil Steele)
- All-SEC 3rd team (League Media, Coaches, Athlon, CSM)

TONY CONNER | DB

- All-SEC 2nd team (League Media, Coaches, Athlon, Lindy's, Phil Steele)
- All-SEC 3rd team (CSM)

EVAN ENGRAM | TE

- John Mackey Award watch list
- CFPA Tight End Trophy watch list
- All-America 3rd team (Sporting News)
- All-SEC 1st team (CFB Matrix)
- All-SEC 3rd team (Athlon)
- All-SEC 4th team (Phil Steele)

C.J. JOHNSON | DE

- All-SEC 3rd team (CSM, Lindy's)
- All-SEC 4th team (Phil Steele)

AARON MORRIS | OG

- All-SEC 2nd team (Athlon)

DENZEL NKEMDICHE | LB

- All-SEC 2nd team (League Media)
- All-SEC 3rd team (Coaches, CSM)

ROBERT NKEMDICHE | DT

- Bronko Nagurski Trophy watch list
- Outland Trophy watch list
- Rotary Lombardi Award watch list
- All-America 2nd team (Athlon, USA Today)
- All-America 3rd team (CSM)
- All-America 4th team (Phil Steele)
- All-SEC 1st team (League Media, Coaches, Athlon, B'ham News, CSM, Phil Steele)
- All-SEC 2nd team (CFB Matrix, Lindy's)

CODY PREWITT | FS

- Walter Camp Award watch list
- Chuck Bednarik Award watch list
- Jim Thorpe Award watch list
- Bronko Nagurski Trophy watch list
- CFPA Defensive Back Trophy watch list
- All-America 1st team (CFB Matrix, Lindy's, Phil Steele, Sports Illustrated)
- All-America 2nd team (Athlon, CSM, Sporting News, USA Today)
- All-SEC 1st team (League Media, Coaches, Athlon, B'ham News, CFB Matrix, CSM, Lindy's, Phil Steele, USA Today)

DETERRIAN SHACKELFORD | LB

- Lott IMPACT Trophy watch list
- AFCA Good Works nominee

LAQUON TREADWELL | WR

- Biletnikoff Award watch list
- CFPA Wide Receiver Trophy watch list
- All-America 2nd team (CFB Matrix)
- All-America 3rd team (Athlon)
- All-SEC 1st team (Athlon, CFB Matrix, USA Today)
- All-SEC 2nd team (League Media, Coaches, CSM, Lindy's, Phil Steele)

LAREMY TUNSIL | OT

- Outland Trophy watch list
- All-America 2nd team (Sporting News, USA Today)
- All-America 3rd team (Athlon)
- All-SEC 1st team (League Media, Coaches, Athlon, CFB Matrix, CSM, Lindy's, USA Today)
- All-SEC 2nd team (B'ham News, Phil Steele)

BO WALLACE | QB

- Maxwell Award watch list
- Davey O'Brien Award watch list
- Johnny Unitas Golden Arm Award watch list
- Manning Award watch list
- CFPA Quarterback Trophy watch list
- All-SEC 2nd team (Coaches, Athlon, Lindy's, Phil Steele)
- All-SEC 3rd team (League Media, CSM, CFB Matrix)

BOISE STATE NOTES

GENERAL: This was the first meeting all-time between Ole Miss and Boise State ... The Rebels are now 6-3 all-time against current members of the Mountain West Conference ... Attendance at the Georgia Dome was 32,823 ... Ole Miss improved to 89-26-5 all-time in season openers and have won 16 of the last 19 ... The Rebels won their seventh straight season opener away from home ... Ole Miss remains perfect in August games with an all-time record of 8-0 ... After a slow start, Ole Miss ended up tying the Chick-fil-A Kickoff Game record with 35 points in the game ... The Rebels' 28 fourth-quarter points were the most points in a quarter since scoring 28 in the fourth quarter against Memphis in the 2009 season opener ... Ole Miss and Boise State's combined seven interceptions set a Chick-fil-A Kickoff Game record.

OFFENSE: Senior QB **Bo Wallace** finished 25-of-36 through the air for 387 yards and four touchdowns, setting a Chick-fil-A Kickoff Game record for TD passes ... Wallace moved ahead of Romaro Miller into third place on the school's all-time passing touchdowns list with 44 and passed Archie Manning into second place with 59 career touchdowns responsible for ... Sophomore WR **Laquon Treadwell** recorded his first career 100-yard receiving game with a career-high 105 yards on seven catches ... He has made a catch in every game of his Rebel career (14 straight) ... Junior WR **Cody Core** made his first career start a memorable one with four catches for a career-high 110 yards and two touchdowns (30 yards and 76 yards from Wallace) ... Those were his first career scores, and he set a Chick-fil-A Kickoff Game record with two receiving TDs ... Sophomore RB **Mark Dodson** led the team with 27 rushing yards (four carries) and scored a 19-yard fourth-quarter touchdown.

DEFENSE: With four INTs, Ole Miss recorded its most since picking off four passes against Southern Illinois in 2011 ... Their four INTs tied a Chick-fil-A Kickoff Game record ... The Landshark "D" racked up eight tackles for loss and three sacks ... Senior CB **Senquez Golson** made the Rebels' first interception of the year and the seventh of his career ... Junior DE **C.J. Johnson** intercepted a pass off a deflection, the first pick of his career ... Senior FS **Cody Prewitt** snagged his first interception of the year after he led the SEC with six picks last season ... Sophomore DB **Tony Conner** recorded his second career interception.

SPECIAL TEAMS: Redshirt-freshman P **Will Gleeson** had a nice college debut with four punts for a 47.2-yard average with three inside the 20 and a long punt of 70 yards.

VANDERBILT NOTES

GENERAL: This was the 89th meeting all-time between Ole Miss and Vanderbilt dating back to 1894 ... The Rebels now lead the series 49-38-2 and 49-20-2 in SEC games ... Attendance at LP Field was 43,260 ... Ole Miss improved to 32-46-3 all-time in SEC openers ... This was the Rebels' largest margin of victory in an SEC game since defeating Mississippi State 45-0 in 2008 ... This was Ole Miss' first game without a punt since the 2002 Arkansas State game.

OFFENSE: The Rebel offense piled up 547 total yards, 180 rush yards, 367 pass yards, 34 first downs (most in Hugh Freeze era) and converted 10 of 15 third-down tries ... Senior QB **Bo Wallace** completed 23 of 30 passes for 320 yards and a touchdown, with no picks ... He has eclipsed 300 yards in both games this year and nine times in his career, one shy of Eli Manning's school record of 10 ... Wallace tied Kent Austin for second place in school history with 566 career pass completions ... Between the Boise State second half and the Vanderbilt first half, Wallace threw for 488 yards, which would be a single-game school record ... Sophomore TE **Evan Engram** posted his first career 100-yard receiving game with a career-high seven catches for 112 yards ... Junior WR **Cody Core** continued his fast start to the season with four catches for 85 yards and his third touchdown of the year ... This game featured several "firsts" - **DeVante Kincade** and **Ryan Buchanan's** first pass completions, Kincade's first touchdown, **Eugene Brazley's** first carries and **Quintavius Burdette's** first catch.

DEFENSE: Ole Miss allowed just three points, the fewest by any opponent since Tulane in 2012 (0) and the fewest by an SEC foe since Mississippi State in 2008 (0) ... Vanderbilt's 60 passing yards was the lowest opponent total since Louisiana-Monroe in 2008 (59) ... The Rebels recorded nine pass breakups and an interception, their fifth of the season through two games ... Senior CB **Cliff Coleman** made his first career interception and returned it 39 yards for his first career touchdown ... Coleman's pick-six was the Rebels' first since the 2011 BYU game (Charles Sawyer, 96 yards).

SPECIAL TEAMS: Senior K **Andrew Fletcher** connected on his first two career field-goal attempts (31 yards and 25 yards) ... Freshman **Markell Pack** had a 24-yard punt return, and sophomore **Anthony Alford** had his first two career punt returns (for 1 yard and 7 yards).

LOUISIANA-LAFAYETTE NOTES

GENERAL: This was the fourth meeting all-time between Ole Miss and Louisiana-Lafayette ... The Rebels remain unbeaten in the series, 4-0 ... Attendance at Vaught-Hemingway Stadium was a sellout crowd of 60,937 ... Ole Miss is 3-0 for the second straight year ... It's the first time the Rebels have started 3-0 in consecutive seasons since 1971-72 ... The Rebels' 56 points were their most since beating Idaho 59-14 last year ... It was the second-highest scoring output for a Hugh Freeze-coached Rebel team.

OFFENSE: The Rebel offense piled up 554 yards of total offense and 340 through the air ... Ole Miss completed passes to nine different receivers ... Senior QB **Bo Wallace** posted his third straight 300-yard game, going 23 of 28 for 316 yards with four TDs and an interception ... Wallace tied Eli Manning for the school record with 10 career 300-yard passing games and moved into second place all-time with 49 touchdown passes ... Wallace completed a career-best 14 straight passes to start the game, which ranks third in school history for consecutive completions in a game ... Senior WR **Vince Sanders** had career highs of eight catches, 125 yards and two touchdowns, all in the first half ... Junior WR **Cody Core** caught four passes for 41 yards, including his team-leading fourth touchdown of the year ... Junior RB **Jaylen Walton** rushed seven times for 89 yards and a touchdown, and also had two catches for 48 yards and another score ... His 71-yard touchdown run was a career long ... Junior RB **I'Tavius Mathers** ran the ball only three times, but had 57 yards and a touchdown.

DEFENSE: The Ole Miss defense allowed only one touchdown in this game and has only allowed two touchdowns all year ... Senior CB **Senquez Golson** picked off two passes, including one that he returned 59 yards for a touchdown ... The Rebels have had a pick-six in consecutive games for the first time since 2009 (Memphis, Southeastern Louisiana) ... Ole Miss entered the game ranked second nationally in interceptions and had three more against the Ragin' Cajuns ... Junior CB **Mike Hilton** picked off a pass for his second career interception.

SPECIAL TEAMS: Freshman **Markell Pack** had two punt returns for 17 yards ... Redshirt-freshman **Will Gleeson** punted three times and landed two inside the 20.

MEMPHIS NOTES

GENERAL: This was the 60th meeting all-time between Ole Miss and Memphis ... The Rebels increased their series lead to 48-10-2 and have won each of the last six encounters ... Attendance at Vaught-Hemingway Stadium was a sellout crowd of 61,291, ninth-largest in stadium history ... Ole Miss wore lighter blue helmets for the first time since 1994, honoring the late Chucky Mullins, who was inducted in the Ole Miss M-Club Hall of Fame this weekend ... The Rebels wore Mullins' number 38 on their helmets during pregame warmups ... Ole Miss wore lighter blue helmets from 1948-77 and 1983-94 ... Ole Miss is 4-0 for the first time since 1970.

OFFENSE: Ole Miss accumulated 26 first downs and 426 total yards in the game ... Senior QB **Bo Wallace** was 22 of 37 for 248 yards, two touchdowns and two interceptions ... Wallace moved into third place in school history with 936 career pass attempts ... Sophomore WR **Laquon Treadwell** had five catches for a career-high 123 yards and a career high-tying two touchdowns ... He had a career-long 63-yard catch for a touchdown ... It was his second career 100-yard receiving game ... Junior RB **Jaylen Walton** led the team with 78 rushing yards on 10 carries, including a 23-yard TD run.

DEFENSE: The Ole Miss defense gave up 104 total yards, the fewest by an opponent since Mississippi State in 2008 (24) ... The Rebels gave up only a field goal to the Tigers and have only allowed two touchdowns all year ... They entered the game ranked third in the nation with 10.3 points allowed per game ... When **Trae Elston** intercepted a Tiger pass, he recorded the team's ninth interception of the year ... Ole Miss was tied for the NCAA lead with eight picks before today ... Ole Miss has forced a turnover in 27 straight games, which ranks among the top five streaks nationally ... The Rebels posted season highs in TFLs (12) and sacks (4) ... The defense limited Memphis to 3 of 16 third-down conversions ... Graduate LB **Deterrian Shackelford** led the team with eight tackles, including a TFL.

SPECIAL TEAMS: Redshirt-freshman **Will Gleeson** punted four times for a 46.2-yard average and landed two inside the 20 ... Junior **Jaylen Walton** recorded his first kick return of the season (22 yards).

ALABAMA NOTES

GENERAL: This was the 62nd meeting all-time between Ole Miss and Alabama ... Alabama leads the series 47-10-2 ... Ole Miss is 4-5 when the game is played in Oxford ... This outcome snapped the Rebels' 10-game losing streak in the series ... Attendance at Vaught-Hemingway Stadium was a sellout crowd of 61,826, the fourth-largest in stadium history ... The Rebels are 5-0 for the first time since 1962 ... This was Ole Miss' first win over a No. 1-ranked team in its history ... The Rebels are now 1-10 against the nation's top-ranked team ... Saturday's win was the 50th of head coach **Hugh Freeze's** career, and his 20th as the head coach at Ole Miss ... When Alabama ran in a touchdown with 3:44 remaining in the second quarter, it marked the first time all season that Ole Miss had trailed ... ESPN's "College GameDay" was stationed in Oxford on Saturday for the first time in the show's history ... By the end of the Rebels' win over Alabama, Ole Miss was one of 12 remaining undefeated Division I FBS teams.

OFFENSE: Senior QB **Bo Wallace** was 18 of 31 for 251 yards and three TDs ... Wallace was also second on the team in rushing with 32 yards ... With the game on the line, Wallace completed each of his final three passes for 57 yards and two TDs ... Sophomore WR **Laquon Treadwell** had five catches for 55 yards and one TD ... With his five catches Saturday, Treadwell moved into 17th place all-time at Ole Miss in career receptions (97) ... Sophomore TE **Evan Ingram** led the team in receiving with 71 yards on three catches ... Senior WR **Vince Sanders** had two catches for 41 yards and a TD, which tied the game at 17 with 5:29 left ... Junior RB **Jaylen Walton** led the team with 39 rushing yards on 11 carries, and had one catch for 10 yards, which proved to be the game-winner.

DEFENSE: The Ole Miss defense shut out Alabama in the first quarter ... It was the first time Alabama had been held scoreless for an entire quarter all season ... The Rebels' defense gave up just 10 points to the Crimson Tide, which entered the day averaging 42.0 ppg on offense ... The Ole Miss defense has only allowed three TDs all year ... It entered the game ranked third in the nation with 8.5 points allowed per game ... When **Senquez Golson** intercepted an Alabama pass with 37 seconds remaining, he recorded the team's 10th interception of the year ... Golson's pick was the 10th of his career, which moves him into the top 10 in school history ... Ole Miss has forced a turnover in 28 straight games, which ranks among the top five streaks nationally ... Junior DE **Channing Ward** forced a fumble on an Alabama kickoff return, his fourth career and second this year ... Sophomore DB **Kailo Moore** had his first career fumble recovery ... Sophomore DB **Tony Conner** led the team with 10 tackles ... Alabama's TD with 3:44 remaining in the second quarter was the first TD against the first-string Ole Miss defense all season.

SPECIAL TEAMS: Freshman kicker **Gary Wunderlich** attempted his first FG of the season, going 1-1 from 46 yards, and also went 2-2 on PATs ... Wunderlich also attempted his first punt of the season, kicking it 40 yards ... Redshirt-freshman **Will Gleeson** punted five times for a 47.6-yard average and landed two inside the 20, including one that went out of bounds at the 1-yard line.

TEXAS A&M NOTES

GENERAL: This was the seventh meeting all-time between Ole Miss and Texas A&M and the third since the Aggies joined the SEC ... Ole Miss claimed its first win in the series ... Attendance at Kyle Field was 110,633, a football record crowd in the state of Texas, an SEC record, and the largest crowd that Ole Miss has ever played in front of ... The Rebels are 6-0 for the first time since 1962 when the team went 10-0 and earned a share of the national title ... Ole Miss is bowl eligible for the third straight year under head coach **Hugh Freeze** ... Ole Miss has defeated top-25 teams in consecutive weeks for the first time in program history ... The Rebels have started 3-0 in SEC play for the first time since 2003, when the team reeled off six straight SEC wins before losing to LSU.

OFFENSE: Senior QB **Bo Wallace** had another outstanding game, completing 13 of 19 passes for 178 yards with a TD and no INTs and rushing 14 times for a team-high 50 yards and a career high-tying two rushing TDs ... Wallace has not turned the ball over in three SEC games this year ... Sophomore WR **Laquon Treadwell** caught a team-high five passes for 53 yards and eclipsed 100 catches in his two-year career ... Sophomore WR **Quincy Adebeyejo** had two receptions for a team-high 64 yards, including a 30-yard touchdown catch ... The Rebels recorded their first 99-yard scoring drive since 1989 (Memphis), capped by a 10-yard touchdown run by Wallace.

DEFENSE: Ole Miss held Texas A&M to 20 points, its lowest total since scoring 10 against LSU last year ... The Aggies entered this game averaging 47.8 points per game ... The Ole Miss defense shut out Texas A&M in the first half, the Rebels' second first-half shutout of the year (Vanderbilt) ... The Rebels intercepted two passes and are now tied for second in the nation with 12 interceptions this year ... Their three returns for TDs are tied for first nationally ... This was the first time A&M has been shut out in the first half under head coach Kevin Sumlin and its first time shut out in any half since LSU last year ... Ole Miss forced at least one turnover for the 29th straight game, which is the second-best active streak among FBS schools ... Senior FS **Cody Prewitt** returned an interception 75 yards for his first career touchdown ... It was his 11th career INT, which is tied for seventh-most in the school record books ... Senior CB **Senquez Golson** also snagged his 11th career interception late in the fourth quarter ... Senior LB **Keith Lewis** returned a fumble 21 yards for his first career touchdown ... Sophomore DB **Tony Conner** led the Rebels with a career-high 11 tackles, his second straight game with a career high in tackles ... Freshman DE **Marquis Haynes** had two sacks in the game and leads the team with four this season.

SPECIAL TEAMS: Redshirt-freshman **Will Gleeson** pinned three of his seven punts inside the 20 ... Freshman **Gary Wunderlich** made all five PATs and also had a 48-yard punt.

TENNESSEE NOTES

GENERAL: This was the 65th meeting all-time between Ole Miss and Tennessee, and the first since 2010 ... With its win, Ole Miss is now 20-44-1 against Tennessee ... The Rebels are 2-3 all-time in Oxford against the Volunteers ... Attendance was 62,081, the third-largest crowd in Vaught-Hemingway Stadium history ... The Rebels are 7-0 for the first time since 1962 when the team went 10-0 and earned a share of the national title ... It's the second 7-0 start in program history ... Ole Miss has now won at least seven games in all three years under head coach **Hugh Freeze** ... The Rebels have started 4-0 in SEC play for the first time since 2003, when the team reeled off six straight SEC wins before losing to LSU.

OFFENSE: Senior QB **Bo Wallace** completed 13 of 28 passes for 199 yards with 2 TDs and no turnovers ... Wallace has not turned the ball over in four SEC games this year ... Senior WR **Vince Sanders** had a team-high tying four receptions for a team-high 108 yards and one touchdown ... It was Sanders' second 100-yard receiving game of the year and his career (ULL) ... Sophomore TE **Evan Engram** had his first touchdown reception of the year, a 28-yard grab ... Junior RB **Jaylen Walton** finished with 10 rushes for a team-high 60 yards and one touchdown ... Sophomore RB **Mark Dodson** had two carries for 11 yards and one touchdown, his second of the year.

DEFENSE: The Ole Miss defense created four turnovers (three interceptions, one fumble) and has now forced 20 on the year, most in the SEC ... Senior CB **Senquez Golson** had two interceptions, giving him seven for the year and 13 in his career ... Golson now has sole possession of 7th place on the career interceptions list at Ole Miss ... Golson's seven interceptions this season is tied for the fourth most in a season in program history and place him second in the NCAA this year ... The Rebels intercepted three passes and now lead the nation with 15 picks this year ... Their three returns for TDs are also tied for first nationally ... Ole Miss forced at least one turnover for the 30th straight game, which is the second-best active streak among FBS schools ... Ole Miss held Tennessee to three points, its lowest total since scoring three against Missouri last year (Nov. 2) ... The Vols entered this game averaging 28.0 points per game ... For the year, Ole Miss has outscored its opponents 55-3 in the opening quarter ... The Ole Miss defense shut down the Tennessee rushing attack in the first half, holding the Vols to -11 yards ... UT finished the game with zero yards on the ground ... Freshman DE **Marquis Haynes** had a team-high 2.5 sacks in the game and leads the team with 6.5 this season ... Haynes has 4.5 sacks in the last two games ... Haynes also recovered his first fumble of the year ... Junior DB **Mike Hilton** recorded his second INT of the season, and the third of his career ... Graduate student **Deterrian Shackelford** led the Rebels with eight total tackles.

SPECIAL TEAMS: Redshirt-freshman P **Will Gleeson** punted a season-high nine times for a 48.2-yard average, including a 67-yarder ... He pinned the Vols inside their 20 four times and had four punts over 50 yards ... Freshman K **Gary Wunderlich** made all four PATs and was 2-of-3 on field goals, converting kicks of 27 and 34 yards, and missing from 52 yards.

LSU NOTES

GENERAL: This was the 103rd meeting all-time between Ole Miss and LSU dating back to 1894 ... LSU now leads 59-40-4 all-time and 39-24-1 in Baton Rouge ... The attendance of 102,321 tied the Tiger Stadium record ... It's the second straight road game that Ole Miss' opponent set or tied a school attendance record ... The Rebels suffered their first loss of the year to drop to 7-1 overall and 4-1 in league play ... It's the latest in the season that the Rebels have lost their first game since 1963 (lost the Sugar Bowl for their first loss of the year) ... The Rebels' 4-1 start in SEC play is their best since starting 6-0 in 2003 ... This was Ole Miss' first loss to a ranked team this season, falling to 2-1 ... Ole Miss is now 16-3 under **Hugh Freeze** when leading at the half ... This is the first such loss since 2012.

OFFENSE: Senior QB **Bo Wallace** finished with 176 passing yards, a touchdown and an interception ... Wallace turned the ball over for the first time in five SEC games ... He had 126 straight passes without an interception before throwing the pick, which ranks seventh in school history ... Junior WR **Cody Core** scored the team's lone touchdown of the day, a 15-yard catch in the first quarter ... He also had a career-long 30-yard run ... Sophomore WR **Laquon Treadwell** led the team with four catches for 71 yards.

DEFENSE: The Ole Miss defense created four turnovers (two fumbles, two interceptions) and has now forced 24 on the year, which is the most in the SEC ... Ole Miss entered Saturday's game ranked third nationally in turnovers ... The Rebels have now forced multiple turnovers in seven of eight games this season ... Ole Miss forced at least one turnover for the 31st straight game, which is the second-best active streak among FBS schools ... Ole Miss took over sole possession of the national lead with its 16th and 17th interceptions of the year ... LSU's fourth-quarter touchdown was the seventh that the Rebel defense has allowed this season and only the fourth allowed by the first-string D ... Senior CB **Senquez Golson** picked off his eighth pass of the season, which is tied for most in the nation and tied for third-most in a season in school history ... It was his 14th career interception, which is tied for fifth-most in school history ... Junior CB **Mike Hilton** picked off his third pass of the year ... Ole Miss has held its opponent scoreless in the first quarter in every game but one ... For the year, Ole Miss has outscored its opponents 62-3 in the opening quarter ... Junior S **Trae Elston** led the Rebels with a career-high 11 tackles ... Graduate student **Deterrian Shackelford** had eight tackles and forced a fumble ... Senior FS **Cody Pre-witt** forced a fumble and also recovered a fumble in the end zone for a touchback ... He finished with eight tackles.

SPECIAL TEAMS: Redshirt-freshman punter **Will Gleeson** landed four of his six punts inside the 10-yard line ... Freshman kicker **Gary Wunderlich** also had two punts for an average of 47.5 yards, landing one inside the 20.

AUBURN NOTES

OLE MISS RECORD BOOK UPDATES

CAREER

CAREER PASSING YARDS

Player, Years.....	Yards
1. Eli Manning, 2000-03.....	10,119
2. Bo Wallace, 2012-present	8,415

CAREER PASS ATTEMPTS

Player, Years.....	No.
1. Eli Manning, 2000-03.....	1,363
2. Bo Wallace, 2012-present	1,047

CAREER PASS COMPLETIONS

Player, Years.....	No.
1. Eli Manning, 2000-03.....	829
2. Bo Wallace, 2012-present	669

CAREER COMPLETION PERCENTAGE

Player, Years.....	Pct.
1. Bo Wallace, 2012-present	63.9
2. Eli Manning, 2000-03.....	60.8
3. Stewart Patridge, 1994-97	60.8

CAREER PASS EFFICIENCY

Player, Years.....	Effic.
1. Bo Wallace, 2012-present	143.2
2. Eli Manning, 2000-03.....	137.7

CAREER PASSING TOUCHDOWNS

Player, Years.....	No.
1. Eli Manning, 2000-03.....	81
2. Bo Wallace, 2012-present	58

CAREER 300-YARD PASSING GAMES

Player, Years.....	No.
1. Bo Wallace, 2012-present	10
Eli Manning, 2000-03.....	10

CAREER TOTAL OFFENSE YARDS

Player, Position, Years	Yards
1. Eli Manning, QB, 2000-03.....	9,984
2. Bo Wallace, QB, 2012-present	9,322

CAREER TDS RESPONSIBLE FOR

Player, Years.....	No.
1. Eli Manning, 2000-03.....	86
2. Bo Wallace, 2012-present	74

CAREER TOTAL OFFENSIVE PLAYS

Player, Years.....	No.
1. Eli Manning, 2000-03.....	1,491
2. Bo Wallace, 2012-present	1,400

CAREER RUSHING TOUCHDOWNS

Player, Years.....	No.
1. Deuce McAllister, 1997-2000.....	37
2. Brandon Bolden, 2008-11	27
3. Archie Manning, 1968-70.....	25
4. John Fourcade, 1978-81	22
Joe Gunn, 1998-2001	22
6. Kayo Dottley, 1947-50.....	21
7. Randy Baldwin, 1989-90.....	20
8. Merle Hapes, 1939-41	19
9. Leon Perry, 1976-79.....	18
10. Jeff Scott, 2010-13	17

Stephen Ainsworth, 1970-72	17
12. Bo Wallace, 2012-present	16

CAREER RECEPTIONS

Player, Years.....	No.
1. Chris Collins, 2000-03	198
2. Shay Hodge, 2006-09	173
3. Donte Moncrief, 2011-13	156
4. Bill Flowers, 2001-04	149
5. Grant Heard, 1996-2000	142
6. Ta'Boris Fisher, 1993-96	139
7. Mike Espy, 2002-05.....	136
Ja-Mes Logan, 2010-13	136
9. Cory Peterson, 1996-99	135
10. Dexter McCluster, 2006-09.....	130
11. Floyd Franks, 1968-70	127
12. Willie Green, 1986-89.....	126
13. Michael Harmon, 1979-82	119
14. J.R. Ambrose, 1984-87.....	118
15. Buford McGee, 1979-83.....	112
16. Laquon Treadwell, 2013-present	110
17. Mike Wallace, 2005-08	101
18. Vince Sanders, 2011-present	97

CAREER ALL-PURPOSE YARDS

Player, Years.....	Yards
1. Deuce McAllister, 1997-2000	4,889
2. Dexter McCluster, 2006-09.....	4,089
3. Brandon Bolden, 2008-11	3,681
4. Jeff Scott, 2010-13.....	3,668
5. Mike Wallace, 2005-08	3,396
6. Chris Collins, 2000-03	3,274
7. Mike Espy, 2002-05.....	3,240
8. J.R. Ambrose, 1984-87	3,186
9. Joe Gunn, 1998-2001.....	3,123
10. Doug Cunningham, 1964-66.....	2,928
11. June Hovious, 1938-41	2,900
12. Freddie Lee Williams, 1976-79.....	2,872
15. Jaylen Walton, 2012-present	2,890

CAREER KICKOFF RETURN YARDS

Player, Years.....	Yards
1. Mike Wallace, 2005-08	1,392
2. Jesse Grandy, 2009-10.....	1,373
3. Jaylen Walton, 2012-present	1,334

CAREER RECEPTIONS (TIGHT ENDS)

Player, Years.....	No.
1. Jim Poole, 1969-71	94
2. Rufus French, 1996-98	84
3. Kris Mangum, 1994-96	74
4. Butch Veazey, 1971-73	58
5. Doug Zeigler, 1999-2002.....	48
6. Billy Wise, 1977-80.....	43
7. Evan Ingram, 2013-present	40
Michael Smith, 1982-85.....	40

CAREER RECEIVING YARDS (TIGHT ENDS)

Player, Years.....	No.
1. Jim Poole, 1969-71	1,113
2. Rufus French, 1996-98	814
3. Kris Mangum, 1994-96	729
4. Butch Veazey, 1971-73	728

5. Doug Zeigler, 1999-2002.....	612
7. Evan Ingram, 2013-present	560

CAREER INTERCEPTIONS

Player, Years.....	No.
1. Bobby Wilson, 1946-49.....	20*
2. Glenn Cannon, 1967-69	19
3. Harry Harrison, 1971-73	16
4. Todd Sandroni, 1987-90	15
5. Senquez Golson, 2011-present	14
Alundis Brice, 1992-94.....	14
Junie Hovious, 1939-41	14
8. Cody Prewitt, 2011-present	11
Von Hutchins, 2000-03.....	11

*SEC Record

SEASON

SEASON PASSING TOUCHDOWNS

Player, Year	No.
1. Eli Manning, 2001.....	31
2. Eli Manning, 2003.....	29
3. Jevan Snead, 2008	26
4. Bo Wallace, 2012.....	22
5. Eli Manning, 2002.....	21
6. Jevan Snead, 2009	20
Charlie Conerly, 1947.....	20
8. Bo Wallace, 2014	18
Bo Wallace, 2013	18
Romaro Miller, 2000.....	18

SEASON INTERCEPTIONS

Player, Year	No.
1. Bobby Wilson, 1949.....	10
2. Harry Harrison, 1972	9
3. Senquez Golson, 2014.....	8
Gerald Warfield, 1966.....	8

@COACHHUGHFREEZE

A Mississippi native, inspirational leader and one of the nation's top rising coaches, Hugh Freeze was the first choice to return championships to Ole Miss Football and was introduced as the Rebels' 37th head coach on December 5, 2011.

He certainly is off to a good start.

Inheriting a team that won just two games in 2011 and had lost 14 straight Southeastern Conference games, Freeze has turned Ole Miss into the No. 3 nationally ranked team with a 5-0 record and one of the nation's top defenses in 2014.

Freeze led Ole Miss to 15 wins in his first two years, including six SEC victories, and two bowl wins.

After guiding the Rebels to a 2013 Music City Bowl win, Freeze became just the third coach in school history to take the team to a postseason bowl in each of his first two seasons at the helm. For his efforts, he was named the 2013 Grant Teaff Coach of the Year by the Fellowship of Christian Athletes.

The Rebels' 8-5 record after defeating Georgia Tech 25-17 in the Music City Bowl gave Ole Miss consecutive winning campaigns for the first time since the 2008-09 seasons. With the support of a rabid Rebel Nation, Ole Miss set a season attendance record and a season ticket sales record.

Those fans that filled Vaught-Hemingway Stadium each Saturday were treated to another exciting offensive season in 2013. The Rebels eclipsed 500 total yards in four of their final five home games, including a program-record 751 yards in a rout of Troy. The Rebel offense finished the season with a school-record 6,153 total yards and ranked 21st nationally and fifth in the SEC in total offense (473.3 ypg).

A month after the Rebels capped off the 2012 season with a 38-17 win over Pittsburgh in the BBVA Compass Bowl, Ole Miss was the talk of National Signing Day when Freeze and Co. landed a consensus top-10 class that was ranked as high as No. 2 by 247Sports and No. 5 by ESPN - the highest recorded signing class rankings in school history.

The Rebel offense saw a dramatic turnaround under Freeze in 2012. With many of the same players, he took a team that had ranked at or near the bottom of the SEC in every statistical category in 2011 to rank top five in the league and top 50 in the nation in scoring, total offense and passing.

Freeze, a noted speaker and recruiter throughout his career, has enjoyed success at nearly every coaching level over the past 19 years, from high school to NAIA to FBS, and each stop has featured a high-scoring offense and the ability to motivate young people. Before returning to Oxford, the former Ole Miss assistant experienced a record-setting run at Arkansas State.

With Freeze as head coach in 2011, the Red Wolves captured the Sun Belt Conference championship and became just the third school in Sun Belt history to finish undefeated in league play with a perfect 8-0 mark. In the best debut season ever by an A-State head coach, Freeze became just the 14th FBS first-year head coach to win 10 regular season games. The Sun Belt Coach of the Year also returned ASU to a bowl game for the first time since 2005.

Prior to his arrival at Arkansas State, Freeze compiled a 20-5 record over the 2008 and 2009 seasons at the helm of the Lambuth University football program. Prior to taking over as head coach at Lambuth, Freeze served on the Ole Miss staff from 2005-07, including the final two seasons as an assistant coach. He originally arrived in Oxford as Assistant Athletics Director for External Affairs before being named the Rebels' recruiting coordinator and tight ends coach before the 2006 season.



HEAD COACH HUGH FREEZE

PERSONAL INFORMATION

BORN: Sept. 27, 1969
HOMETOWN: Independence, Miss.
FAMILY: Wife, Jill (Vaughn); daughters Ragan (8/27/98); Jordan (9/27/99); Madison (12/27/02)
EDUCATION:
 Senatobia High School (1988)
 Northwest Mississippi C.C. (1990)
 Southern Miss (1992) – B.S. in Mathematics

COACHING EXPERIENCE

Briarcrest Christian High School (Head Coach, 1995-2004; Assistant Coach, 1992-94)
Ole Miss (Assistant Coach/Recruiting Coordinator, 2006-07; Assistant Athletics Director for Football External Affairs, 2005; Head Coach 2012-Present)
Lambuth (Head Coach, 2008-09)
San Jose State (Assistant Coach/Offensive Coordinator, Dec. 2009 - Feb. 2010)
Arkansas State (Head Coach, 2011; Off. Coordinator, 2010)

YEAR-BY-YEAR COLLEGIATE COACHING

Year	School	Record	Finish
2008	Lambuth	8-4	2nd MWC West
2009	Lambuth	12-1	1st MWC West
2011	Arkansas State	10-2	1st Sun Belt
2012	Ole Miss	7-6	5th SEC West
2013	Ole Miss	8-5	T-5th SEC West
2014	Ole Miss	7-1	
Totals (6 seasons)		52-19 (.733)	

COACHING HONORS

2013 Grant Teaff Coach of the Year
 2011 Sun Belt Conference Coach of the Year
 2009 AFCA Southeast Region Coach of the Year
 2009 Mid-South Conference Coach of the Year
 5-Time Region 8-AA Coach of the Year
 4-Time Associated Press HS Coach of the Year



TOM ALLEN
Linebackers/Special Teams Coord.



MAURICE HARRIS
Tight Ends/Recruiting Coord. for Offense



GRANT HEARD
Wide Receivers



JASON JONES
Co-Defensive Coord./Cornerbacks

Offensive GA: Ben Aigamau
Offensive GA: Robert Ratliff
Defensive GA: DeMarcus Covington
Defensive GA: Davis Merritt
Head Strength Coach: Paul Jackson
Asst. AD/Recruiting Operations: Corey Batoon
Asst. AD/HS & JC Relations: Barney Farrar
Asst. AD/Player Development: Tom Luke
Head Athletic Trainer: Pat Jernigan
Recruiting Development: Bruce Johnson

Asst. AD/Football Operations: John Miller
Asst. Recruiting Director: Branden Wenzel
Recruiting Development: Lee Wilbanks
Administrative Intern: Ryan Trevathan



CHRIS KIFFIN
Defensive Line/Recruiting Coord. for Defense



MATT LUKE
Co-Offensive Coord./Offensive Line



DERRICK NIX
Running Backs



DAN WERNER
Co-Offensive Coord./Quarterbacks



DAVE WOMMACK
Defensive Coord./Safeties

UPDATED DEPTH CHART

OFFENSE

WR	1	Laquon Treadwell (6-2, 229, SO-1L)
	81	Trey Bledsoe (6-1, 208, FR-RS)
LT	78	Laremy Tunsil (6-5, 305, SO-1L)
	52	Davion Johnson (6-4, 309, FR-RS)
LG	72	Aaron Morris (6-5, 345, JR-3L)
	55	Craig Frigo (6-4, 301, JR-JC)
C	64	Ben Still (6-3, 298, JR-2L)
	75	Robert Conyers (6-5, 295, SO-1L)
RG	68	Justin Bell (6-2, 352, JR-2L)
	73	Rod Taylor (6-3, 320, FR-HS)
RT	74	Fahn Cooper (6-5, 312, JR-JC)
	76	Daronte Boulidin (6-5, 327, FR-RS)
TE	17	Evan Engram (6-3, 227, SO-1L)
	34	Nicholas Parker (6-0, 250, SR-2L)
	15	Jeremy Liggins (6-3, 296, SO-JC)
SLOT	88	Cody Core (6-3, 196, JR-2L)
	8	Quincy Adeboyejo (6-3, 189, SO-1L)
	11	Markell Pack (6-3, 181, FR-HS)
WR	10	Vince Sanders (6-1, 185, SR-3L)
	8	Quincy Adeboyejo (6-3, 189, SO-1L)
QB	14	Bo Wallace (6-4, 217, SR-2L)
	2	DeVante Kincade (6-0, 202, FR-RS) <i>OR</i>
	9	Ryan Buchanan (6-3, 208, FR-RS)
RB	6	Jaylen Walton (5-8, 166, JR-2L) <i>OR</i>
	5	I'Tavius Mathers (5-11, 190, JR-2L)
	7	Mark Dodson (5-10, 198, SO-1L) <i>OR</i>
	22	Jordan Wilkins (6-1, 209, FR-RS)

SPECIALISTS

PK	97	Gary Wunderlich (6-0, 175, FR-HS)
	92	Andy Pappanastos (5-11, 189, FR-RS)
P	94	Will Gleeson (6-3, 189, FR-RS)
	97	Gary Wunderlich (6-0, 175, FR-HS)
KO	97	Gary Wunderlich (6-0, 175, FR-HS)
	92	Andy Pappanastos (5-11, 189, FR-RS)
Holder	9	Ryan Buchanan (6-3, 208, FR-RS)
	88	John Ratliff (6-1, 186, JR-1L)
LS	59	Will Denny (5-11, 221, SR-3L)
	53	Will Few (6-3, 250, SO-Sq.)
KR	6	Jaylen Walton (5-8, 166, JR-2L)
	7	Mark Dodson (5-10, 198, SO-1L)
	2	Kailo Moore (5-10, 188, SO-1L)
PR	11	Markell Pack (6-3, 181, FR-HS)
	13	Eugene Brazley (5-9, 189, FR-RS)

DEFENSE

DE	90	Fadol Brown (6-4, 280, SO-RS)
	11	Channing Ward (6-4, 274, JR-2L)
DT	5	Robert Nkemdiche (6-4, 280, SO-1L)
	45	Lavon Hooks (6-3, 318, SR-1L)
NT	95	Bryon Bennett (6-2, 293, SR-3L)
	56	Woodrow Hamilton (6-3, 315, JR-2L) <i>OR</i>
	94	Issac Gross (6-1, 250, JR-2L)
DE	10	C.J. Johnson (6-2, 225, JR-3L)
	27	Marquis Haynes (6-3, 220, FR-HS)
	47	John Youngblood (6-3, 246, SO-1L)
OLB (Stinger)	14	Serderius Bryant (5-9, 220, SR-3L)
	24	Keith Lewis (6-0, 220, SR-3L)
MLB	38	Deterrian Shackelford (6-1, 247, GS-3L)
	20	Christian Russell (6-0, 235, JR-JC)
	31	DeMarquis Gates (6-2, 211, FR-HS)
Nickel (Huskie)	12	Tony Conner (6-0, 217, SO-1L)
	30	A.J. Moore (6-1, 190, FR-HS)
FCB	21	Senquez Golson (5-9, 176, SR-3L)
	15	Kendarius Webster (5-11, 170, FR-HS)
	19	Derrick Jones (6-2, 182, SO-1L)
Rover	7	Trae Elston (6-0, 195, JR-2L)
	26	C.J. Moore (6-0, 186, FR-HS)
FS	25	Cody Prewitt (6-2, 217, SR-3L)
	3	C.J. Hampton (6-0, 192, FR-HS)
BCB	28	Mike Hilton (5-9, 182, JR-2L)
	6	Cliff Coleman (5-10, 186, SR-3L)

PRONUNCIATION GUIDE

Quincy ADEBOYEJO	add-ah-BOY-joe	David KAMARA	kuh-MARR-uh
FADOL Brown	fuh-DOLL	I'TAVIUS Mathers	eye-TAY-vee-us
SERDERIUS Bryant	sir-DARE-ee-us	GARRALD McDowell	jer-AULD
FAHN Cooper	FAWN	KAILO Moore	KAY-low
Craig FRIGO	FREE-go	NKEMDICHE	kim-DEE-chee
DEMARQUIS Gates	de-MARR-kiss	Andy PAPPANASTOS	pap-uh-NASS-tuss
SENQUEZ Golson	sin-QWEZ	DETERRIAN Shackelford	deh-TARE-ee-un
ISSAC Gross	EYE-zak	DAMORE'EA Stringfellow	duh-MORE-ee-ay
DAYALL Harris	DAY-all	TEMARIO Strong	teh-MARR-ee-oh
MARQUIS Haynes	mar-KEESE	Dave WOMMACK	WAUM-uck
DAVION Johnson	DAY-vee-on		

ALPHABETICAL

No.	Name	Pos.
8	Quincy Adebeyejo	WR
31	Justin Anderson	DB
29	Brandon Bell	WR
68	Justin Bell	OL
95	Bryon Bennett	DL
81	Trey Bledsoe	WR
76	Daronte Bouldin	OL
13	Eugene Brazley	RB
8	Chief Brown	DB
90	Fadol Brown	DE
87	Matt Brown	TE
14	Serderius Bryant	LB
9	Ryan Buchanan	QB
35	D.K. Buford	DB
26	Quintavius Burdette	WR
41	Billy Busch	LB
77	Talbot Buys	OL
6	Cliff Coleman	DB
12	Tony Conner	DB
75	Robert Conyers	OL
74	Fahn Cooper	OL
88	Cody Core	WR
23	Carlos Davis	DB
16	Drew Davis	QB
37	Luke Davis	LB
59	Will Denny	LS
7	Mark Dodson	RB
19	Kendrick Doss	QB
82	Dylan Dyer	TE
11	Will Easter	WR
7	Trae Elston	DB
17	Evan Engram	TE
12	Sammie Epps	WR
17	Victor Evans	DE
53	Will Few	LS
93	Andrew Fletcher	K
55	Craig Frigo	OL
86	Jordan Gallegos	WR
31	DeMarquis Gates	LB
94	Will Gleeson	P
85	David Gobbell	DB
21	Senquez Golson	DB
43	Matt Greer	DB
40	Josh Gregory	DB
94	Issac Gross	DT
56	Woodrow Hamilton	DT
3	C.J. Hampton	DB
83	Dayall Harris	WR
27	Marquis Haynes	DE
21	Darrius Henderson	QB
28	Mike Hilton	DB
45	Lavon Hooks	DT
65	Chase Hughes	OL
10	C.J. Johnson	DE
52	Davion Johnson	OL
36	Josh Johnson	WR
39	Martin Johnson	RB
19	Derrick Jones	DB/WR
21	Akeem Judd	RB
29	David Kamara	DB
2	DeVante Kincade	QB

NUMERICAL ROSTER

No.	Name	Pos.	Ht.	Wt.	Yr.	Hometown/Previous School(s)
1	Laquon Treadwell	WR	6-2	229	SO-1L	Crete, Ill./Crete-Monee
2	DeVante Kincade	QB	6-0	202	FR-RS	Dallas, Texas/Skyline
2	Kailo Moore	DB	5-10	188	SO-1L	Rosedale, Miss./West Bolivar
2	Tee Shepard	DB	6-1	195	SO-JC	Fresno, Calif./Washington Union/Notre Dame/Holmes CC
3	C.J. Hampton	DB	6-0	192	FR-HS	Meridian, Miss./Meridian
3	Damore'ea Stringfellow	WR	6-3	229	SO-TR	Perris, Calif./Rancho Verde/Washington
4	Denzel Nkemdiche	LB	5-11	212	JR-2L	Loganville, Ga./Grayson
5	I'Tavius Mathers	RB	5-11	190	JR-2L	Murfreesboro, Tenn./Blackman
5	Robert Nkemdiche	DT	6-4	280	SO-1L	Loganville, Ga./Grayson
6	Cliff Coleman	DB	5-10	186	SR-3L	Lauderdale Lakes, Fla./Boyd H. Anderson
6	Jaylen Walton	RB	5-8	166	JR-2L	Memphis, Tenn./Ridgeway
7	Mark Dodson	RB	5-10	198	SO-1L	Memphis, Tenn./Whitehaven
7	Trae Elston	DB	6-0	195	JR-2L	Oxford, Ala./Oxford
8	Quincy Adebeyejo	WR	6-3	189	SO-1L	Cedar Hill, Texas/Cedar Hill
8	Chief Brown	DB	6-1	200	JR-2L	Winona, Miss./Winona
9	Ryan Buchanan	QB	6-3	208	FR-RS	Jackson, Miss./Jackson Prep
9	Breeland Speaks	DL	6-4	310	FR-HS	Jackson, Miss./Callaway
10	C.J. Johnson	DE	6-2	225	JR-3L	Philadelphia, Miss./Philadelphia
10	Vince Sanders	WR	6-1	185	SR-3L	Macon, Miss./Noxubee County
11	Will Easter	WR	6-0	183	SO-TR	Rosemary Beach, Fla./Arnold/Louisburg College
11	Markell Pack	WR	6-3	181	FR-HS	Purvis, Miss./Purvis
11	Channing Ward	DE	6-4	274	JR-2L	Aberdeen, Miss./Aberdeen
12	Tony Conner	DB	6-0	217	SO-1L	Batesville, Miss./South Panola
12	Sammie Epps	WR	6-5	215	FR-HS	Greenwood, Miss./Greenwood
13	Eugene Brazley	RB	5-9	189	FR-RS	New Orleans, La./G.W. Carver
14	Serderius Bryant	LB	5-9	220	SR-3L	Sanford, Fla./Seminole
14	Bo Wallace	QB	6-4	217	SR-2L	Pulaski, Tenn./Giles County/Arkansas State/East Mississippi CC
15	Jeremy Liggins	TE	6-3	296	SO-JC	Oxford, Miss./Lafayette/Northeast Mississippi CC
15	Kendarius Webster	DB	5-11	170	FR-HS	Stockbridge, Ga./Stockbridge
16	Drew Davis	QB	6-2	215	SO-JC	Chapel Hill, N.C./East Chapel Hill/Coffeyville CC
16	Collins Moore	WR	6-1	201	SR-3L	Madison, Ala./Bob Jones
17	Evan Engram	TE	6-3	227	SO-1L	Powder Springs, Ga./Hillgrove
17	Victor Evans	DE	6-4	221	FR-HS	Dallas, Texas/Skyline
19	Kendrick Doss	QB	6-0	211	FR-HS	Florence, Ala./Florence
19	Derrick Jones	DB/WR	6-2	182	SO-1L	Eupora, Miss./Eupora
20	Christian Russell	LB	6-0	235	JR-JC	Fayetteville, N.C./Hoke County/Hargrave/East Mississippi CC
21	Senquez Golson	DB	5-9	176	SR-3L	Pascagoula, Miss./Pascagoula
21	Darrius Henderson	QB	5-9	185	FR-RS	Memphis, Tenn./Southwind
21	Akeem Judd	RB	6-0	220	JR-JC	Durham, N.C./Southern/Georgia Military College
22	Ray Ray Smith	LB	6-2	208	FR-RS	Florence, Ala./Florence
22	Jordan Wilkins	RB	6-1	209	FR-RS	Cordova, Tenn./St. Benedict at Auburndale
23	Carlos Davis	DB	5-8	171	JR-2L	Birmingham, Ala./Huffman
23	Taylor Polk	LB	5-11	209	FR-RS	Magee, Miss./Brandon
24	Keith Lewis	LB	6-0	220	SR-3L	Tampa, Fla./Freedom
25	Cody Prewitt	DB	6-2	217	SR-3L	Bay Springs, Miss./Sylva Bay Academy
26	Quintavius Burdette	WR	5-11	186	JR-2L	Senatobia, Miss./Senatobia
26	C.J. Moore	DB	6-0	186	FR-HS	Bassfield, Miss./Bassfield
27	Marquis Haynes	DE	6-3	220	FR-HS	Jacksonville, Fla./University Christian/Fork Union Military Academy
27	Cale Luke	WR	6-1	200	FR-RS	Clinton, Miss./Clinton
28	Mike Hilton	DB	5-9	182	JR-2L	Fayetteville, Ga./Sandy Creek
28	LaKedrick King	DB	5-8	171	SR-1L	Duncanville, Texas/Duncanville
29	Brandon Bell	WR	6-0	205	JR-JC	Columbus, Miss./Heritage Academy/East Miss. CC
29	David Kamara	DB	5-10	199	SO-1L	Loganville, Ga./Grayson
30	A.J. Moore	DB	6-1	190	FR-HS	Bassfield, Miss./Bassfield
31	Justin Anderson	DB	5-9	184	FR-RS	Houston, Texas/Houston Christian
31	DeMarquis Gates	LB	6-2	211	FR-HS	Hampton, Ga./Lovejoy
32	Temario Strong	LB	6-0	233	SO-1L	Batesville, Miss./South Panola
33	John-Patrick Sherling	LB	5-11	217	FR-RS	Fairhope, Ala./Fairhope
33	Nathan Vanderburg	RB	5-7	163	FR-RS	Olive Branch, Miss./Desoto Central
34	Nicholas Parker	TE	6-0	250	SR-2L	Batesville, Miss./South Panola
35	D.K. Buford	DB	5-11	200	FR-HS	Oxford, Miss./Lafayette

NUMERICAL ROSTER

No.	Name	Pos.	Ht.	Wt.	Yr.	Hometown/Previous School(s)
36	Josh Johnson	WR	5-10	180	FR-RS	Belden, Miss./Mooreville
37	Luke Davis	LB	6-2	212	FR-RS	Trussville, Ala./Hewitt-Trussville
38	Deterrian Shackelford	LB	6-1	247	GS-3L	Decatur, Ala./Austin
39	Martin Johnson	RB	6-1	187	JR-JC	Preston, Miss./Nanih Waiya/East Central CC
40	Josh Gregory	DB	5-10	195	JR-Sq.	Alpharetta, Ga./Chattahoochee/South Alabama/Alabama
41	Billy Busch	LB	5-11	223	SR-1L	St. Louis, Mo./Priory School/Butler
42	Garrald McDowell	DL	6-2	245	FR-HS	Covington, La./Covington
43	Matt Greer	DB	5-10	189	JR-TR	Creve Coeur, Mo./Chaminade College Prep/Drake
43	Ty Quick	TE	6-3	257	FR-RS	Terry, Miss./Copiah Academy
44	Charlie Scott	TE	6-0	250	JR-2L	Jackson, Miss./St. Andrew's Episcopal
45	Lavon Hooks	DT	6-3	318	SR-1L	Atlanta, Ga./Meadowcreek/Northeast Mississippi CC
47	John Youngblood	DE	6-3	246	SO-1L	Trussville, Ala./Hewitt-Trussville
48	Carlton Martin	TE	6-1	296	SR-3L	Madison, Miss./Madison Central
50	Sean Rawlings	OL	6-5	285	FR-HS	Madison, Miss./Madison Ridgeland Academy
51	Walker Sturgeon	DE	6-1	240	SR-1L	Horn Lake, Miss./DeSoto Central
52	Davion Johnson	OL	6-4	309	FR-RS	Byhalia, Miss./Byhalia
52	Jack Raborn	LB	6-1	220	FR-HS	Advance, N.C./Mt. Tabor
53	Will Few	LS	6-3	250	SO-Sq.	Augusta, Ga./Aquinas
54	Carlos Thompson	DE	6-5	243	SR-3L	Hollandale, Miss./Simmons
55	Craig Frigo	OL	6-4	301	JR-JC	Bay St. Louis, Miss./St. Stanislaus/Miss. Gulf Coast CC
56	Woodrow Hamilton	DT	6-3	315	JR-2L	Raleigh, Miss./Raleigh
57	Chadwick Lamar	LS	6-1	187	FR-HS	Oxford, Miss./Oxford
59	Will Denny	LS	5-11	221	SR-3L	Jackson, Miss./Jackson Academy
64	Ben Still	C	6-3	298	JR-2L	Memphis, Tenn./Memphis University School
65	Chase Hughes	OL	6-2	308	SR-3L	Springville, Ala./Springville
68	Justin Bell	OL	6-2	352	JR-2L	Jackson, Miss./Callaway
70	Jordan Sims	OL	6-4	370	FR-HS	Homewood, Ala./Homewood
71	Christian Morris	OL	6-6	335	FR-RS	Memphis, Tenn./Memphis East/UCLA
72	Aaron Morris	OL	6-5	345	JR-3L	Jackson, Miss./Callaway
73	Rod Taylor	OL	6-3	320	FR-HS	Jackson, Miss./Callaway
74	Fahn Cooper	OL	6-5	312	JR-JC	Crystal Lake, Ill./Crystal Lake South/Bowling Green/College of DuPage
75	Robert Conyers	OL	6-5	295	SO-1L	Miami, Fla./Braddock
76	Daronte Bouldin	OL	6-5	327	FR-RS	Canton, Miss./Canton
77	Talbot Buys	OL	6-8	306	SO-JC	Vicksburg, Miss./Porters Chapel/Holmes CC
77	Tyler Putman	OL	6-5	285	FR-HS	Southaven, Miss./DeSoto Central
78	Laremy Tunsil	OL	6-5	305	SO-1L	Lake City, Fla./Columbia
80	Elliot Markuson	TE	6-0	235	FR-RS	Oxford, Miss./Lafayette
81	Trey Bledsoe	WR	6-1	208	FR-RS	Grenada, Miss./Grenada
81	Johnathan Rattliffe	DB	5-10	175	FR-HS	Birmingham, Ala./Tarrant
82	Dylan Dyer	TE	6-4	227	JR-1L	Flora, Miss./Madison Central/Holmes CC
83	Dayall Harris	WR	6-3	185	FR-HS	Jackson, Miss./Callaway
84	Hunter Thurley	DE	6-4	245	SO-TR	Nashville, Tenn./Christ Presbyterian/Wofford
85	David Gobbell	DB	6-2	170	FR-HS	Savannah, Tenn./Hardin County
85	Alex Weber	WR	6-0	176	FR-HS	Lake City, Fla./Columbia
86	Jordan Gallegos	WR	5-9	170	SO-Sq.	New Albany, Ohio/New Albany/Bridgton Academy
87	Matt Brown	TE	6-3	229	SO-1L	Cordova, Tenn./Harding Academy
88	Cody Core	WR	6-3	196	JR-2L	Auburn, Ala./Auburn
88	John Ratliff	WR	6-1	186	JR-1L	Fort Worth, Texas/Nolan Catholic
89	Taz Zettergren	TE	6-3	225	SO-1L	Senatobia, Miss./Magnolia Heights School
90	Fadol Brown	DE	6-4	280	SO-RS	Charleston, S.C./Burke/FIU
91	Nathan Noble	K	6-3	230	SO-1L	Greenville, Miss./Washington School
92	Andy Pappanastos	K	5-11	189	FR-RS	Montgomery, Ala./Trinity Presbyterian
93	Andrew Fletcher	K	5-8	180	SR-1L	Nashville, Tenn./Montgomery Bell/Louisville
94	Will Gleeson	P	6-3	189	FR-RS	Melbourne, Australia/Viewbank College
94	Issac Gross	DT	6-1	250	JR-2L	Batesville, Miss./South Panola
95	Bryon Bennett	DL	6-2	293	SR-3L	Madison, Miss./Madison Central
97	Gary Wunderlich	K/P	6-0	175	FR-HS	Memphis, Tenn./Memphis University School
98	Grant Warren	P	6-1	207	FR-RS	Pascagoula, Miss./Pascagoula
99	Herbert Moore	DT	6-1	325	FR-RS	Memphis, Tenn./Memphis East

ALPHABETICAL

No.	Name	Pos.
28	LaKedrick King	DB
57	Chadwick Lamar	LS
24	Keith Lewis	LB
15	Jeremy Liggins	TE
27	Cale Luke	WR
80	Elliot Markuson	TE
48	Carlton Martin	TE
5	I'Tavius Mathers	RB
42	Garrald McDowell	DL
30	A.J. Moore	DB
26	C.J. Moore	DB
16	Collins Moore	WR
99	Herbert Moore	DT
2	Kailo Moore	DB
72	Aaron Morris	OL
71	Christian Morris	OL
4	Denzel Nkemdiche	LB
5	Robert Nkemdiche	DT
91	Nathan Noble	K
11	Markell Pack	WR
92	Andy Pappanastos	K
34	Nicholas Parker	TE
23	Taylor Polk	LB
25	Cody Prewitt	DB
77	Tyler Putman	OL
43	Ty Quick	TE
52	Jack Raborn	LB
88	John Ratliff	WR
81	Johnathan Rattliffe	DB
50	Sean Rawlings	OL
20	Christian Russell	LB
10	Vince Sanders	WR
44	Charlie Scott	TE
38	Deterrian Shackelford	LB
2	Tee Shepard	DB
33	John-Patrick Sherling	LB
70	Jordan Sims	OL
22	Ray Ray Smith	LB
9	Breeland Speaks	DL
64	Ben Still	C
3	Damore'ea Stringfellow	WR
32	Temario Strong	LB
51	Walker Sturgeon	DE
73	Rod Taylor	OL
54	Carlos Thompson	DE
84	Hunter Thurley	DE
1	Laqun Treadwell	WR
78	Laremy Tunsil	OL
33	Nathan Vanderburg	RB
14	Bo Wallace	QB
6	Jaylen Walton	RB
11	Channing Ward	DE
98	Grant Warren	P
85	Alex Weber	WR
15	Kendarius Webster	DB
22	Jordan Wilkins	RB
97	Gary Wunderlich	K/P
47	John Youngblood	DE
89	Taz Zettergren	TE

LAST MEETING: AUBURN 30, #24 OLE MISS 22

Game #5 • Oct. 5, 2013
Attendance: 86,504 • Jordan-Hare Stadium • Auburn, Ala.

AUBURN, Ala. - The No. 24 ranked Ole Miss Rebels had a chance late in the fourth quarter down one possession against Auburn, but the comeback fell short, as the Tigers held on for a 30-22 win at Jordan-Hare Stadium Saturday night.

Nick Marshall ran for 140 yards and two touchdowns, and Robenson Therezie scored on a 78-yard interception return to lead Auburn to its first win over a top 25 team in two years.

Marshall's second scoring run gave Auburn a 27-9 lead in the third quarter. The Tigers lost two turnovers in the fourth quarter to help the Ole Miss comeback attempt.

Ole Miss was held to only three field goals before Bo Wallace threw a 49-yard touchdown pass to Donte Moncrief in the third quarter and added a 12-yard scoring pass to Moncrief midway through the fourth quarter.

The Rebels fell to 3-2 overall and 1-2 in the SEC as they get set to return home to the friendly confines of Vaught-Hemingway Stadium for their next six games.

Ole Miss	3	3	10	6	—	22
Auburn	13	7	7	3	—	30
1st Quarter						
10:16	AU	T. Mason 1-yard run (R. White pass failed)				V-H
6:42	OM	A. Ritter 42-yard field goal				3-6
1:39	AU	R. Therezie 78-yard interception return (C. Parkey kick)				3-13
2nd Quarter						
5:17	AU	N. Marshall 5-yard run (C. Parkey kick)				3-20
0:41	OM	A. Ritter 44-yard field goal				6-20
3rd Quarter						
9:45	OM	A. Ritter 22-yard field goal				9-20
6:35	AU	N. Marshall 5-yard run (C. Parkey kick)				9-27
5:55	OM	D. Moncrief 49-yard pass from B. Wallace (A. Ritter kick)				16-27
4th Quarter						
8:29	OM	D. Moncrief 13-yard pass from B. Wallace (B. Wallace pass failed)				22-27
3:02	AU	C. Parkey 23-yard field goal				22-30

Team Stats	OM	AU	Individual Leaders		
First Downs	24	19	Rushing		
Rushes-Yards	39-124	48-282	OM:	J. Scott, 6-66	
Passing Yards	340	93		I. Mathers, 4-28	
Comp.-Att.-Int.	26-50-2	11-17-0	AU:	N. Marshall, 14-140 (2 TDs)	
Total Plays-Yards	89-464	65-375		T. Mason, 21-77 (TD)	
Fumbles-Lost	0-0	2-2		C. Artis-Payne, 5-49	
Penalties-Yards	4-34	2-23	Passing		
Punts-Avg.	5-44.2	5-41.4	OM:	B. Wallace, 25-48-2-336 (2 TDs)	
Punt Returns-Avg.	1-5.0	0-0.0	AU:	N. Marshall, 11-17-0-93	
KO Returns-Avg.	2-22.5	2-26.5	Receiving		
Interceptions-Yds.	0-0	2-82	OM:	D. Moncrief, 6-122 (2 TDs)	
Possession Time	32:05	27:55		J. Logan, 5-92	
3rd Down Conv.	5-19	5-13		L. Treadwell, 4-45	
4th Down Conv.	3-5	0-0	AU:	T. Mason, 3-62	
Sacks By-Yards	0-0	6-36			

LAST GAME: #23 LSU 10, #3 OLE MISS 7

Game #8 • Oct. 25, 2014
Attendance: 102,321 • Tiger Stadium • Baton Rouge, La.

BATON ROUGE, La. - The No. 3 Ole Miss football team forced four turnovers at No. 23 LSU on Saturday night, but the Ole Miss offense couldn't find a rhythm and the Rebels (7-1, 4-1 Southeastern Conference) lost their first game of the season, 10-7.

While the Ole Miss "Landshark" defense further cemented itself as one of the best in the country, the offense couldn't get enough points to support it, proving to be the difference in the game.

Seniors Deterrian Shackelford and Cody Prewitt each forced fumbles in the first half, while senior Senquez Golson and junior Mike Hilton each picked off passes in the second half.

Senior quarterback Bo Wallace finished 14-33 for 176 yards, with one touchdown and one interception. Wallace also ran for a team-high 40 yards on a dozen rushes.

Sophomore wide receiver Laquon Treadwell led Ole Miss through the air with 70 yards receiving on four catches. Junior wide receiver Cody Core had four catches for 45 yards, and scored Ole Miss' lone touchdown.

The Rebels hadn't allowed an opponent to top 200 rushing yards all season, but couldn't stop the Tigers' three-headed monster of Leonard Fournette, Kenny Hilliard and Terrence Magee, who led the way for LSU en route to 264 rushing yards. In doing so, LSU (7-2, 3-2 SEC) won the time of possession battle by 12 minutes despite logging just three more total plays.

Ole Miss was fortunate in the first quarter to escape with a 7-0 lead. On its opening drive, LSU drove down to the Rebels' 12-yard line, but missed wide left on a 28-yard field goal attempt. Then, on its second drive of the game, LSU again drove down the field, but fumbled at the 1-yard line and Prewitt recovered the ball in the end zone for a touchback.

The Rebels' offense took advantage of the turnover, going 80 yards in six plays, finishing with a 15-yard touchdown pass from Wallace to Core. It was Core's team-leading fifth touchdown reception of the year.

LSU got on the board with 2:47 remaining in the half on a 21-yard field goal to cut the Ole Miss lead to 7-3 going into the break.

After a scoreless third quarter, LSU seized the lead in the fourth quarter with a 3-yard touchdown pass to senior tight end Logan Stokes with 5:07 remaining.

Ole Miss couldn't answer the Tigers in the fourth quarter, as Wallace was intercepted with two seconds left, marking the first time all year he has been picked off in SEC play.

The Ole Miss defense, which entered Saturday night tied for the lead nationally with 15 interceptions, now has 17 picks. The Rebels have also now caused a turnover in 31 consecutive games, which is the second longest active streak in the country.

Ole Miss	7	0	0	0	—	7
LSU	0	3	0	7	—	10
1st Quarter						
0:07	OM	C. Core 15-yard pass from B. Wallace (G. Wunderlich kick)				V-H
2nd Quarter						
2:47	LSU	C. Delahoussaye 21-yard field goal				7-3
4th Quarter						
5:07	LSU	L. Stokes 3-yard pass from A. Jennings (C. Delahoussaye kick)				7-10

Team Stats	OM	LSU	Individual Leaders		
First Downs	15	22	Rushing		
Rushes-Yards	34-137	55-264	OM:	B. Wallace, 12-40	
Passing Yards	176	142		I. Mathers, 8-35	
Comp.-Att.-Int.	14-34-1	8-16-2	LSU:	L. Fournette, 23-113	
Total Plays-Yards	68-313	71-406		T. Magee, 12-74	
Fumbles-Lost	1-0	3-2		K. Hilliard, 12-63	
Penalties-Yards	8-52	5-45	Passing		
Punts-Avg.	8-40.6	4-39.2	OM:	B. Wallace, 14-33-1-176 (TD)	
Punt Returns-Avg.	1-1.0	2-0.0	LSU:	A. Jennings, 8-16-2-142 (TD)	
KO Returns-Avg.	2-18.0	2-28.5	Receiving		
Interceptions-Yds.	2-0	1-1	OM:	L. Treadwell, 4-71	
Possession Time	24:00	36:00		C. Core, 4-45 (TD)	
3rd Down Conv.	5-17	5-13	LSU:	T. Magee, 2-45	
4th Down Conv.	1-3	1-1		T. Quinn, 2-42	
Sacks By-Yards	0-0	2-7			

2014 OLE MISS REBEL FOOTBALL
 Ole Miss Game Results (as of Oct 25, 2014)
 All games

Date	Opponent	Score	Overall	Conference	Time	Attend
Aug 28, 2014	vs Boise State	W 35-13	1-0	0-0	3:24	32823
* Sep 06, 2014	at Vanderbilt	W 41-3	2-0	1-0	3:12	43260
Sep 13, 2014	LOUISIANA-LAFAYETTE	W 56-15	3-0	1-0	3:17	60937
Sep 27, 2014	MEMPHIS	W 24-3	4-0	1-0	3:20	61291
* Oct 04, 2014	#1 ALABAMA	W 23-17	5-0	2-0	3:29	61826
* Oct 11, 2014	at #14 Texas A&M	W 35-20	6-0	3-0	3:09	110633
* Oct 18, 2014	TENNESSEE	W 34-3	7-0	4-0	3:23	62081
* Oct 25, 2014	at #24 LSU	L 7-10	7-1	4-1	3:30	102321

2014 OLE MISS REBEL FOOTBALL
 Ole Miss Overall Team Statistics (as of Oct 25, 2014)
 All games

Team Statistics	OM	OPP
SCORING	255	84
Points Per Game	31.9	10.5
FIRST DOWNS	175	145
Rushing	67	59
Passing	97	74
Penalty	11	12
RUSHING YARDAGE	1196	944
Yards gained rushing	1380	1213
Yards lost rushing	184	269
Rushing Attempts	309	292
Average Per Rush	3.9	3.2
Average Per Game	149.5	118.0
TDs Rushing	12	3
PASSING YARDAGE	2150	1496
Comp-Att-Int	163-262-7	158-269-17
Average Per Pass	8.2	5.6
Average Per Catch	13.2	9.5
Average Per Game	268.8	187.0
TDs Passing	18	4
TOTAL OFFENSE	3346	2440
Total Plays	571	561
Average Per Play	5.9	4.3
Average Per Game	418.2	305.0
KICK RETURNS: #-Yards	15-277	29-606
PUNT RETURNS: #-Yards	13-53	15-50
INT RETURNS: #-Yards	17-289	7-53
KICK RETURN AVERAGE	18.5	20.9
PUNT RETURN AVERAGE	4.1	3.3
INT RETURN AVERAGE	17.0	7.6
FUMBLES-LOST	9-4	13-7
PENALTIES-Yards	47-372	47-402
Average Per Game	46.5	50.2
PUNTS-Yards	42-1868	54-2457
Average Per Punt	44.5	45.5
Net punt average	42.8	42.7
KICKOFFS-Yards	49-3057	23-1356
Average Per Kick	62.4	59.0
Net kick average	41.3	37.1
TIME OF POSSESSION/Game	29:42	30:18
3RD-DOWN Conversions	49/116	37/121
3rd-Down Pct	42%	31%
4TH-DOWN Conversions	6/10	5/10
4th-Down Pct	60%	50%
SACKS BY-Yards	18-158	19-89
MISC YARDS	0	0
TOUCHDOWNS SCORED	34	8
FIELD GOALS-ATTEMPTS	6-10	9-12
ON-SIDE KICKS	0-0	0-1
RED-ZONE SCORES	(22-26) 85%	(14-19) 74%
RED-ZONE TOUCHDOWNS	(17-26) 65%	(6-19) 32%
PAT-ATTEMPTS	(33-34) 97%	(7-7) 100%
ATTENDANCE	246135	256214
Games/Avg Per Game	4/61534	3/85405
Neutral Site Games		1/32823

Score by Quarters	1st	2nd	3rd	4th	OT	Total
Ole Miss	62	45	66	82	0	255
Opponents	3	29	20	32	0	84

2014 OLE MISS REBEL FOOTBALL
Ole Miss Overall Individual Statistics (as of Oct 25, 2014)
All games

Rushing	gp-gs	att	gain	loss	net	avg	td	lg	avg/g
Jaylen Walton	8-8	71	409	33	376	5.3	4	71	47.0
I. Mathers	8-1	51	229	8	221	4.3	2	56	27.6
Bo Wallace	8-8	79	271	109	162	2.1	2	16	20.2
Jordan Wilkins	8-0	29	145	7	138	4.8	0	22	17.2
Mark Dodson	8-0	27	111	4	107	4.0	2	19	13.4
Eugene Brazley	4-0	12	68	5	63	5.2	0	17	15.8
DeVante Kincade	5-0	12	46	2	44	3.7	1	12	8.8
Cody Core	8-6	2	43	0	43	21.5	0	30	5.4
Jeremy Liggins	8-2	17	40	3	37	2.2	1	8	4.6
Ryan Buchanan	8-0	2	18	0	18	9.0	0	12	2.2
Q. Adeboyejo	8-1	1	0	1	-1	-1.0	0	0	-0.1
TEAM	4-0	4	0	5	-5	-1.2	0	0	-1.2
L. Treadwell	8-7	2	0	7	-7	-3.5	0	0	-0.9
Total	8	309	1380	184	1196	3.9	12	71	149.5
Opponents	8	292	1213	269	944	3.2	3	39	118.0

Passing	gp-gs	effic	comp	att	in	pct	yds	td	lg	avg/g
Bo Wallace	8-8	153.18	151	242	7	62.4	2075	18	76	259.4
Ryan Buchanan	8-0	94.76	5	9	0	55.6	42	0	13	5.2
DeVante Kincade	5-0	122.15	7	8	0	87.5	33	0	9	6.6
Jeremy Liggins	8-2	0.00	0	1	0	0.0	0	0	0	0.0
TEAM	4-0	0.00	0	1	0	0.0	0	0	0	0.0
Jordan Wilkins	8-0	0.00	0	1	0	0.0	0	0	0	0.0
Total	8	148.47	163	262	7	62.2	2150	18	76	268.8
Opponents	8	97.72	158	269	17	58.7	1496	4	53	187.0

Receiving	gp-gs	no.	yds	avg	td	lg	avg/g
L. Treadwell	8-7	38	529	13.9	4	63	66.1
Vince Sanders	8-6	27	431	16.0	4	39	53.9
Cody Core	8-6	26	390	15.0	5	76	48.8
Evan Engram	8-7	19	292	15.4	1	50	36.5
Q. Adeboyejo	8-1	13	185	14.2	2	33	23.1
Jaylen Walton	8-8	13	160	12.3	2	43	20.0
Markell Pack	8-0	7	70	10.0	0	18	8.8
Q. Burdette	4-0	6	28	4.7	0	7	7.0
Mark Dodson	8-0	5	20	4.0	0	13	2.5
I. Mathers	8-1	4	30	7.5	0	10	3.8
Jordan Wilkins	8-0	1	6	6.0	0	6	0.8
Trey Bledsoe	3-0	1	6	6.0	0	6	2.0
Jeremy Liggins	8-2	1	3	3.0	0	3	0.4
Eugene Brazley	4-0	1	1	1.0	0	1	0.2
Nicholas Parker	8-2	1	-1	-1.0	0	0	-0.1
Total	8	163	2150	13.2	18	76	268.8
Opponents	8	158	1496	9.5	4	53	187.0

Punt Returns	no.	yds	avg	td	lg
Markell Pack	10	46	4.6	0	24
Anthony Alford	2	8	4.0	0	7
Eugene Brazley	1	-1	-1.0	0	0
Total	13	53	4.1	0	24
Opponents	15	50	3.3	0	15

Interceptions	no.	yds	avg	td	lg
Senquez Golson	8	105	13.1	1	59
Mike Hilton	3	0	0.0	0	0
Cody Prewitt	2	98	49.0	1	75
C.J. Johnson	1	0	0.0	0	0
Tony Conner	1	0	0.0	0	0
Cliff Coleman	1	39	39.0	1	39
Trae Elston	1	47	47.0	0	47
Total	17	289	17.0	3	75
Opponents	7	53	7.6	0	28

Kick Returns	no.	yds	avg	td	lg
Jaylen Walton	7	176	25.1	0	40
Mark Dodson	3	92	30.7	0	54
John Youngblood	2	0	0.0	0	0
L. Treadwell	1	3	3.0	0	3
Temario Strong	1	0	0.0	0	0
Carlton Martin	1	6	6.0	0	6
Total	15	277	18.5	0	54
Opponents	29	606	20.9	0	38

Fumble Returns	no.	yds	avg	td	lg
Keith Lewis	1	21	21.0	1	21
Total	1	21	21.0	1	21
Opponents	2	20	10.0	1	17

2014 OLE MISS REBEL FOOTBALL
Ole Miss Overall Individual Statistics (as of Oct 25, 2014)
All games

Scoring	td	fg	PAT			dx	saf	pts
			kick	rush	rcv pass			
Jaylen Walton	6	-	-	-	-	-	-	36
Cody Core	5	-	-	-	-	-	-	30
Andrew Fletcher	-	3-6	21-22	-	-	-	-	30
Vince Sanders	4	-	-	-	-	-	-	24
L. Treadwell	4	-	-	-	-	-	-	24
Gary Wunderlich	-	3-4	12-12	-	-	-	-	21
Bo Wallace	2	-	-	-	-	-	-	12
Q. Adebeyejo	2	-	-	-	-	-	-	12
Mark Dodson	2	-	-	-	-	-	-	12
I. Mathers	2	-	-	-	-	-	-	12
DeVante Kincade	1	-	-	-	-	-	-	6
Jeremy Liggins	1	-	-	-	-	-	-	6
Evan Engram	1	-	-	-	-	-	-	6
Cliff Coleman	1	-	-	-	-	-	-	6
Cody Prewitt	1	-	-	-	-	-	-	6
Senquez Golson	1	-	-	-	-	-	-	6
Keith Lewis	1	-	-	-	-	-	-	6
Total	34	6-10	33-34	-	-	-	-	255
Opponents	8	9-12	7-7	-	-	-	-	84

Total Offense	g	plays	rush	pass	total	avg/g
Bo Wallace	8	321	162	2075	2237	279.6
Jaylen Walton	8	71	376	0	376	47.0
I. Mathers	8	51	221	0	221	27.6
Jordan Wilkins	8	30	138	0	138	17.2
Mark Dodson	8	27	107	0	107	13.4
DeVante Kincade	5	20	44	33	77	15.4
Eugene Brazley	4	12	63	0	63	15.8
Ryan Buchanan	8	11	18	42	60	7.5
Cody Core	8	2	43	0	43	5.4
Jeremy Liggins	8	18	37	0	37	4.6
Q. Adebeyejo	8	1	-1	0	-1	-0.1
TEAM	4	5	-5	0	-5	-1.2
L. Treadwell	8	2	-7	0	-7	-0.9
Total	8	571	1196	2150	3346	418.2
Opponents	8	561	944	1496	2440	305.0

Field Goals	fg	pct.	01-19	20-29	30-39	40-49	50-99	lg	blk
Andrew Fletcher	3-6	50.0	1-1	1-1	1-2	0-2	0-0	31	0
Gary Wunderlich	3-4	75.0	0-0	1-1	1-1	1-1	0-1	46	0

FG Sequence	Ole Miss	Opponents
Boise State	-	(25),(43)
Vanderbilt	(31),(25)	(26)
Louisiana-Lafayette-		(32),(20)
Memphis	40,43,(19)	(40)
Alabama	(46),33	46,51,(44)
Texas A&M	-	-
Tennessee	52,(34),(27)	(27)
LSU	-	28,(21)

Punting	no.	yds	avg	lg	tb	fc	i2050+	blk
Will Gleeson	38	168	44.3	70	1	7	20	10
Gary Wunderlich	4	183	45.8	54	0	2	1	1
Total	42	186	44.5	70	1	9	21	11
Opponents	54	245	45.5	64	5	18	19	19

Kickoffs	no.	yds	avg	tb	ob	retn	net ydIn
Gary Wunderlich	35	218	62.5	13	2		
Nathan Noble	14	871	62.2	4	0		
Total	49	305	62.4	17	2	20	941.3
Opponents	23	135	59.0	9	0	18	537.1

Numbers in (parentheses) indicate field goal was made.

2014 OLE MISS REBEL FOOTBALL
 Ole Miss Overall Individual Statistics (as of Oct 25, 2014)
 All games

All Purpose	g	rush	rcv	pr	kr	ir	total	avg/g
Jaylen Walto	8	376	160	0	176	0	712	89.0
L. Treadwell	8	-7	529	0	3	0	525	65.6
Cody Core	8	43	390	0	0	0	433	54.1
Vince Sander	8	0	431	0	0	0	431	53.9
Evan Ingram	8	0	292	0	0	0	292	36.5
I. Mathers	8	221	30	0	0	0	251	31.4
Mark Dodson	8	107	20	0	92	0	219	27.4
Q. Adebeyejo	8	-1	185	0	0	0	184	23.0
Bo Wallace	8	162	0	0	0	0	162	20.2
Jordan Wilkin	8	138	6	0	0	0	144	18.0
Markell Pack	8	0	70	46	0	0	116	14.5
Senquez Gol	8	0	0	0	0	105	105	13.1
Cody Prewitt	8	0	0	0	0	98	98	12.2
Eugene Brazl	4	63	1	-1	0	0	63	15.8
Trae Elston	8	0	0	0	0	47	47	5.9
DeVante Kinc	5	44	0	0	0	0	44	8.8
Jeremy Liggi	8	37	3	0	0	0	40	5.0
Cliff Coleman	8	0	0	0	0	39	39	4.9
Q. Burdette	4	0	28	0	0	0	28	7.0
Ryan Buchan	8	18	0	0	0	0	18	2.2
Anthony Alfor	4	0	0	8	0	0	8	2.0
Trey Bledsoe	3	0	6	0	0	0	6	2.0
Carlton Marti	8	0	0	0	6	0	6	0.8
Nicholas Park	8	0	-1	0	0	0	-1	-0.1
TEAM	4	-5	0	0	0	0	-5	-1.2
Total	8	1196	2150	53	277	289	3965	495.6
Opponents	8	944	1496	50	606	53	3149	393.6

2014 OLE MISS REBEL FOOTBALL
Ole Miss Overall Defensive Statistics (as of Oct 25, 2014)
All games

##	Defensive Leaders	gp-gs	Tackles				tfl/yds	Sacks no-yds	Pass defense			Fumbles		blkd	
			ua	a	tot				int-yds	brup	qbh	rcv-yds	ff	kick	saf
12	Tony Conner	8-8	24	23	47	5.5-10	.	1-0	1	2	
28	Mike Hilton	8-8	30	15	45	2.5-12	.	3-0	6	1	
25	Cody Prewitt	8-8	31	12	43	3.5-11	.	2-98	1	.	1-0	1	.	.	
38	D. Shackelford	8-7	20	22	42	3.5-35	2.0-22	.	.	2	.	1	.	.	
7B	Trae Elston	8-7	25	17	42	2.0-10	.	1-47	3	.	1-0	1	.	.	
1F	S. Bryant	8-4	15	19	34	3.5-12	.	.	1	1	
24	Keith Lewis	8-2	22	9	31	1.0-3	.	.	1	.	1-21	.	.	.	
4B	D. Nkemdiche	7-3	9	19	28	3.5-18	1.0-7	.	.	3	
21	Senquez Golson	8-8	18	5	23	1.0-2	.	8-105	4	2	
10	C.J. Johnson	8-7	11	11	22	3.5-9	2.0-8	1-0	1	1	1-0	.	.	.	
5B	R. Nkemdiche	8-8	6	15	21	2.0-19	2.0-19	.	1	1	
27	Marquis Haynes	8-1	12	8	20	7.5-68	6.5-66	.	1	3	1-0	3	.	.	
90	Fadol Brown	8-7	5	15	20	0.5-0	.	.	.	4	
94	Issac Gross	7-1	8	12	20	3.0-14	1-0	.	.	.	
1W	Channing Ward	8-0	8	12	20	0.5-3	0.5-3	.	.	1	.	2	.	.	
54	Carlos Thompson	6-0	3	11	14	0.5-0	.	.	.	1	
20	C. Russell	8-0	8	5	13	2	
95	Bryon Bennett	8-6	6	7	13	4.0-17	2.0-12	.	2	2	
30	A.J. Moore	8-0	6	6	12	1.0-1	.	.	1	
15	K. Webster	8-1	10	1	11	.	.	.	2	
31	DeMarquis Gates	8-0	6	4	10	1	.	.	
45	Lavon Hooks	8-0	6	4	10	4.0-20	1.0-15	
56	W. Hamilton	8-2	2	7	9	0.5-1	
3B	C.J. Hampton	8-0	3	5	8	
23	Taylor Polk	8-0	2	5	7	1.0-3	
47	John Youngblood	8-0	2	5	7	1.0-6	1.0-6	.	.	3	
13	Anthony Alford	4-0	4	2	6	
32	Temario Strong	8-0	2	3	5	
6B	Cliff Coleman	8-0	2	3	5	.	.	1-39	4	
2M	C.J. Moore	8-0	2	2	4	
19	Derrick Jones	8-0	1	2	3	.	.	.	1	.	.	1	.	.	
59	Will Denny	8-0	1	1	2	
99	Herbert Moore	3-0	.	1	1	1	
8B	Kailo Moore	8-0	.	1	1	1-0	.	.	.	
29	David Kamara	8-0	.	1	1	
48	Carlton Martin	8-0	1	.	1	
41	Billy Busch	3-0	1	.	1	
11	Markell Pack	8-0	1	.	1	
34	Nicholas Parker	8-2	1	.	1	
6A	Jaylen Walton	8-8	1	.	1	
Total		8	315	290	605	55-274	18-158	17-289	30	30	7-21	10	.	.	
Opponents		8	319	266	585	59-179	19-89	7-53	37	12	4-20	5	1	1	

2014 OLE MISS REBEL FOOTBALL
Ole Miss Team Game-by-Game (as of Oct 25, 2014)
All games

TEAM STATISTICS

Date	Opponent	Rushing				Receiving				Passing				Kick Returns				Punt Returns				tot off
		no.	yds	td	lg	no.	yds	td	lg	cmp	att	int	yds	td	lg	no.	yds	td	lg	no.	yds	
Aug 28	vs Boise State	34	71	1	19	25	387	4	76	25-36-3	387	4	76	1	3	0	3	1	2	0	2	458
Sep 06	at Vanderbilt	50	180	3	20	28	367	1	31	28-38-0	367	1	31	0	0	0	0	3	32	0	24	547
Sep 13	LOUISIANA-LAFAYETT	35	214	3	71	29	340	4	40	29-36-1	340	4	40	3	6	0	6	2	17	0	9	554
Sep 27	MEMPHIS	42	178	1	23	22	248	2	63	22-37-2	248	2	63	1	22	0	22	3	-5	0	2	426
Oct 04	ALABAMA	32	76	0	15	18	251	3	50	18-31-0	251	3	50	4	112	0	54	1	9	0	9	327
Oct 11	at Texas A&M	35	160	2	16	13	178	1	33	13-19-0	178	1	33	2	59	0	40	0	0	0	0	338
Oct 18	TENNESSEE	47	180	2	40	14	203	2	39	14-31-0	203	2	39	2	39	0	22	2	-3	0	0	383
Oct 25	at LSU	34	137	0	30	14	176	1	43	14-34-1	176	1	43	2	36	0	18	1	1	0	1	313
Ole Miss		309	1196	12	71	163	2150	18	76	163-262-7	2150	18	76	15	277	0	54	13	53	0	24	3346
		292	944	3	39	158	1496	4	53	158-269-1	1496	4	53	29	606	0	38	15	50	0	15	2440

Games played: 8
Avg per rush: 3.9
Avg per catch: 13.2
Pass efficiency: 148.47
Kick ret avg: 18.5
Punt ret avg: 4.1
All purpose avg/game: 495.6
Total offense avg/gm: 418.2

Date	Opponent	Tackles				Sacks	Fumble		Pass Defense			Blkd	PAT Attempts			pts	
		ua	a	total	tfl-yds	no-yds	ff	fr-yds	int-yds	qbh	brup	kick	kick	rush	rcv		saf
Aug 2	vs Boise State	62	22	84	10.0-52	3.0-36	1	0-0	4-23	5	3	0	5-5	0	0	0	35
Sep 0	at Vanderbilt	24	20	44	4.0-18	1.0-13	0	0-0	1-39	5	9	0	5-5	0	0	0	41
Sep 1	LOUISIANA-LAFAY	35	34	69	2.0-3	0.0-0	2	1-0	3-86	5	4	0	8-8	0	0	0	56
Sep 2	MEMPHIS	35	26	61	12.0-74	4.0-38	1	1-0	1-47	6	3	0	3-3	0	0	0	24
Oct 04	ALABAMA	44	42	86	6.0-26	1.0-4	1	1-0	1-0	2	3	0	2-3	0	0	0	23
Oct 11	at Texas A&M	41	58	99	7.0-37	2.0-26	0	1-21	2-75	0	3	0	5-5	0	0	0	35
Oct 18	TENNESSEE	46	14	60	12.0-62	7.0-41	3	1-0	3-19	6	2	0	4-4	0	0	0	34
Oct 25	at LSU	28	74	102	2.0-2	0.0-0	2	2-0	2-0	1	3	0	1-1	0	0	0	7
Ole Miss		315	290	605	55.0-274	18.0-158	10	7-21	17-289	30	30	0	33-34	0	0	0	255
		319	266	585	59.0-179	19.0-89	5	4-20	7-53	12	37	1	7-7	0	0	1	84

Date	Opponent	Punting							Field Goals			Kickoffs						
		no.	yds	avg	long	blkd	tb	fc	50+	i20	md-att	long	blkd	no.	yds	avg	tb	ob
Aug 2	vs Boise State	4	189	47.2	70	0	0	0	1	3	0-0	0	0	6	381	63.5	0	0
Sep 0	at Vanderbilt	0	0	0.0	0	0	0	0	0	0	2-2	31	0	8	503	62.9	3	1
Sep 1	LOUISIANA-LAFAY	3	110	36.7	46	0	0	1	0	2	0-0	0	0	10	628	62.8	6	0
Sep 2	MEMPHIS	4	185	46.2	54	0	0	1	2	2	1-3	19	0	5	308	61.6	3	0
Oct 04	ALABAMA	6	278	46.3	55	0	1	1	2	2	1-2	46	0	5	323	64.6	1	0
Oct 11	at Texas A&M	8	347	43.4	48	0	0	3	0	3	0-0	0	0	6	374	62.3	2	0
Oct 18	TENNESSEE	9	434	48.2	67	0	0	1	4	4	2-3	34	0	7	417	59.6	2	1
Oct 25	at LSU	8	325	40.6	54	0	0	2	2	5	0-0	0	0	2	123	61.5	0	0
Ole Miss		42	1868	44.5	70	0	1	9	11	21	6-10	46	0	49	3057	62.4	17	2
		54	2457	45.5	64	0	5	18	19	19	9-12	44	0	23	1356	59.0	9	0

2014 OLE MISS REBEL FOOTBALL
Ole Miss Opponent Game-by-Game (as of Oct 25, 2014)
All games

OPPONENT STATISTICS

Date	Opponent	Rushing				Receiving				Passing				Kick Returns				Punt Returns				tot off		
		no.	yds	td	lg	no.	yds	td	lg	cmp	att	int	yds	td	lg	no.	yds	td	lg	no.	yds		td	lg
Aug 28	vs Boise State	37	135	0	26	36	264	1	32	36	48	4	264	1	32	6	135	0	28	1	-2	0	0	399
Sep 06	at Vanderbilt	25	107	0	28	6	60	0	15	6	25	1	60	0	15	4	69	0	19	0	0	0	0	167
Sep 13	LOUISIANA-LAFAYETT	37	193	1	39	15	129	0	24	15	31	3	129	0	24	4	53	0	17	1	3	0	3	322
Sep 27	MEMPHIS	31	23	0	15	13	81	0	42	13	31	1	81	0	42	2	39	0	23	2	6	0	3	104
Oct 04	ALABAMA	44	168	1	22	19	228	0	53	19	31	1	228	0	53	4	92	0	38	1	3	0	3	396
Oct 11	at Texas A&M	35	54	1	11	42	401	2	33	42	53	2	401	2	33	4	81	0	27	2	19	0	15	455
Oct 18	TENNESSEE	28	0	0	17	19	191	0	24	19	34	3	191	0	24	3	80	0	33	6	21	0	11	191
Oct 25	at LSU	55	264	0	25	8	142	1	40	8	16	2	142	1	40	2	57	0	32	2	0	0	3	406
Opponents		292	944	3	39	158	1496	4	53	158	269	1	1496	4	53	29	606	0	38	15	50	0	15	2440
		309	1196	12	71	163	2150	18	76	163	262	7	2150	18	76	15	277	0	54	13	53	0	24	3346

Games played: 8
Avg per rush: 3.2
Avg per catch: 9.5
Pass efficiency: 97.72
Kick ret avg: 20.9
Punt ret avg: 3.3
All purpose avg/game: 393.6
Total offense avg/gm: 305.0

Date	Opponent	Tackles				Sacks no-yds	Fumble		Pass Defense			Blkd kick	PAT Attempts				saf	pts				
		ua	a	total	tfl-yds		ff	fr-yds	int-yds	qbh	brup		kick	rush	rcv							
Aug 2	vs Boise State	47	14	61	11.0-27	2.0-9	0	0-0	3	7	0	2	0	1	1	0	0	0	0	0	0	13
Sep 0	at Vanderbilt	46	56	102	8.0-28	3.0-17	1	1-3	0	0	3	3	0	0	0	0	0	0	0	0	0	3
Sep 1	LOUISIANA-LAFAY	36	42	78	3.0-11	1.0-3	1	0-0	1	28	2	1	0	1	1	0	0	0	1	15		
Sep 2	MEMPHIS	52	24	76	7.0-24	1.0-3	1	2-0	2	17	1	4	0	0	0	0	0	0	0	0	3	
Oct 04	ALABAMA	34	28	62	9.0-18	2.0-5	1	1-17	0	0	2	6	1	2	2	0	0	0	0	0	17	
Oct 11	at Texas A&M	25	42	67	2.0-18	2.0-18	0	0-0	0	0	0	5	0	2	2	0	0	0	0	0	20	
Oct 18	TENNESSEE	54	14	68	10.0-36	6.0-27	0	0-0	0	0	2	4	0	0	0	0	0	0	0	0	3	
Oct 25	at LSU	25	46	71	9.0-17	2.0-7	1	0-0	1	1	2	12	0	1	1	0	0	0	0	10		
Opponents		319	266	585	59.0-179	19.0-89	5	4-20	7	53	12	37	1	7	7	0	0	0	1	84		
		315	290	605	55.0-274	18.0-158	10	7-21	17	289	30	30	0	33	34	0	0	0	0	255		

Date	Opponent	Punting										Field Goals			Kickoffs				
		no.	yds	avg	long	blkd	tb	fc	50+	i20	md-att	long	blkd	no.	yds	avg	tb	ob	
Aug 2	vs Boise State	5	169	33.8	49	0	0	4	0	2	2	2	43	0	3	195	65.0	3	0
Sep 0	at Vanderbilt	7	333	47.6	55	0	2	0	2	1	1	1	26	0	2	130	65.0	2	0
Sep 1	LOUISIANA-LAFAY	7	358	51.1	61	0	0	0	6	3	2	2	32	0	4	173	43.2	1	0
Sep 2	MEMPHIS	10	415	41.5	53	0	0	4	2	3	1	1	40	0	2	130	65.0	1	0
Oct 04	ALABAMA	6	311	51.8	64	0	2	1	3	3	1	3	44	0	4	221	55.2	0	0
Oct 11	at Texas A&M	6	304	50.7	59	0	0	4	2	3	0	0	0	0	3	195	65.0	1	0
Oct 18	TENNESSEE	9	410	45.6	55	0	1	4	4	3	1	1	27	0	2	126	63.0	0	0
Oct 25	at LSU	4	157	39.2	45	0	0	1	0	1	1	2	21	0	3	186	62.0	1	0
Opponents		54	2457	45.5	64	0	5	18	19	19	9	12	44	0	23	1356	59.0	9	0
		42	1868	44.5	70	0	1	9	11	21	6	10	46	0	49	3057	62.4	17	2

INDIVIDUAL GAME-BY-GAME RUSHING

No.	Player	Att-Yds-TD	BOISE	VU	ULL	MEM	ALA	TAMU	TENN	LSU	AUB	PRES	ARK	MSU
6	Walton	71-376-4	4-(-3)-0	8-35-1	7-89-1	10-78-1	11-39-0	9-49-0	10-60-1	12-29-0				
5	Mathers	51-221-2	8-17-0	6-20-1	3-57-1	14-57-0	2-5-0	4-18-0	6-12-0	8-35-0				
14	Wallace	79-162-2	9-13-0	7-1-0	4-2-0	5-(-9)-0	11-32-0	14-50-2	17-33-0	12-40-0				
22	Wilkins	29-138-0	5-21-0	5-27-0	4-(-1)-0	5-33-0	2-6-0	2-7-0	6-45-0	0-0-0				
7	Dodson	27-107-2	4-27-1	7-20-0	5-11-0	5-16-0	0-0-0	4-22-0	2-11-1	0-0-0				
13	Brazley	12-63-0	-	6-34-0	6-29-0	-	-	-	0-0-0	0-0-0				
2	Kincade	9-29-1	1-(-2)-0	5-16-1	3-15-0	-	-	-	3-15-0	-				
88	Core	2-43-0	0-0-0	0-0-0	0-0-0	0-0-0	0-0-0	1-13-0	0-0-0	1-30-0				
15	Liggins	17-37-1	1-1-0	4-9-0	3-12-1	2-7-0	2-0-0	1-1-0	3-4-0	1-3-0				
9	Buchanan	2-18-0	0-0-0	2-18-0	0-0-0	0-0-0	0-0-0	0-0-0	0-0-0	0-0-0				
8	Adeboyejo	1-(-1)-0	0-0-0	0-0-0	0-0-0	0-0-0	1-(-1)-0	0-0-0	0-0-0	0-0-0				
1	Treadwell	2-(-7)-0	0-0-0	0-0-0	0-0-0	1-(-4)-0	1-(-3)-0	0-0-0	0-0-0	0-0-0				
	Total	309-1196-12	34-71-1	50-180-3	35-214-3	42-178-1	32-76-0	35-160-2	47-180-2	34-137-0				
	Opponents	292-944-3	37-135-0	25-107-0	37-193-1	31-23-0	44-168-1	35-54-1	28-0-0	55-271-0				

INDIVIDUAL GAME-BY-GAME PASSING

No.	Player	Comp-Att-Int	BOISE	VU	ULL	MEM	ALA	TAMU	TENN	LSU	AUB	PRES	ARK	MSU
14	Wallace	151-242-7	25-36-3	23-30-0	23-28-1	27-37-2	18-31-0	13-19-0	13-28-0	14-33-1				
		2075-18	387-4	320-1	316-4	248-2	251-3	178-1	199-2	176-1				
9	Buchanan	5-9-0	0-0-0	4-7-0	1-2-0	0-0-0	0-0-0	0-0-0	0-0-0	0-0-0				
		42-0	0-0	38-0	4-0	0-0	0-0	0-0	0-0	0-0				
2	Kincade	7-8-0	0-0-0	1-1-0	5-6-0	-	-	-	1-1-0	-				
		33-0	0-0	9-0	20-0	-	-	-	4-0	-				
15	Liggins	0-1-0	0-0-0	0-0-0	0-0-0	0-0-0	0-0-0	0-0-0	0-1-0	0-0-0				
		0-0	0-0	0-0	0-0	0-0	0-0	0-0	0-0	0-0				
22	Wilkins	0-1-0	0-0-0	0-0-0	0-0-0	0-0-0	0-0-0	0-0-0	0-0-0	0-1-0				
		0-0	0-0	0-0	0-0	0-0	0-0	0-0	0-0	0-0				
	Total	163-262-7	25-36-3	28-38-0	29-36-1	27-37-2	18-31-0	13-19-0	14-31-0	14-34-1				
		2150-18	387-4	367-1	340-4	248-2	251-3	178-1	203-2	176-1				
	Opponents	158-269-17	36-48-4	6-25-1	15-31-3	13-31-1	19-31-1	42-53-2	19-34-3	18-16-2				
		1496-4	264-1	60-0	129-0	81-0	228-0	401-2	191-0	142-1				

INDIVIDUAL GAME-BY-GAME RECEIVING

No.	Player	No-Yds-TD	BOISE	VU	ULL	MEM	ALA	TAMU	TENN	LSU	AUB	PRES	ARK	MSU
1	Treadwell	38-529-4	7-105-1	4-31-0	4-48-0	5-123-2	5-55-1	5-53-0	4-43-0	4-71-0				
10	Sanders	27-431-4	2-36-0	5-64-0	8-125-2	3-36-0	2-41-1	2-14-0	4-108-1	1-7-0				
88	Core	26-390-5	4-110-2	4-85-1	4-41-1	5-41-0	3-38-0	1-18-0	1-12-0	4-45-1				
17	Ingram	19-292-1	4-41-0	7-112-0	0-0-0	3-22-0	3-71-0	1-18-0	1-28-1	0-0-0				
8	Adeboyejo	13-185-2	2-29-1	5-57-0	4-35-0	0-0-0	0-0-0	2-64-1	0-0-0	0-0-0				
6	Walton	13-160-2	3-51-0	0-0-0	2-48-1	2-9-0	1-10-1	0-0-0	1-1-0	4-41-0				
11	Pack	7-70-0	0-0-0	0-0-0	3-28-0	2-12-0	1-18-0	0-0-0	0-0-0	1-12-0				
26	Burdette	6-28-0	-	1-7-0	2-6-0	-	-	2-11-0	1-4-0	-				
7	Dodson	5-20-0	3-15-0	0-0-0	0-0-0	0-0-0	1-(-1)-0	0-0-0	1-6-0	0-0-0				
5	Mathers	4-30-0	0-0-0	1-5-0	0-0-0	1-6-0	2-19-0	0-0-0	0-0-0	0-0-0				
22	Wilkins	1-6-0	0-0-0	1-6-0	0-0-0	0-0-0	0-0-0	0-0-0	0-0-0	0-0-0				
81	Bledsoe	1-6-0	-	0-0-0	1-6-0	-	-	-	0-0-0	-				
15	Liggins	1-3-0	0-0-0	0-0-0	1-3-0	0-0-0	0-0-0	0-0-0	0-0-0	0-0-0				
13	Brazley	1-1-0	-	0-0-0	0-0-0	-	-	-	1-1-0	-				
34	Parker	1-(-1)-0	0-0-0	0-0-0	0-0-0	1-(-1)-0	0-0-0	0-0-0	0-0-0	0-0-0				
	Total	163-2150-18	25-387-4	28-367-1	29-340-4	22-248-2	18-251-3	13-178-1	14-203-2	14-176-1				
	Opponents	158-1496-4	36-264-1	6-60-0	15-129-0	13-81-0	19-228-0	42-401-2	19-191-0	8-142-1				

INDIVIDUAL GAME-BY-GAME PUNT RETURNS

No.	Player	No-Yds-Lg	BOISE	VU	ULL	MEM	ALA	TAMU	TENN	LSU	AUB	PRES	ARK	MSU
11	Pack	10-46-24	1-2-2	1-24-24	2-17-9	3-(-5)-2	1-9-0	0-0-0	1-(-2)-0	1-1-1				
13	Alford	2-8-7	0-0-0	2-8-7	0-0-0	0-0-0	-	-	-	-				
13	Brazley	1-(-1)-0	-	0-0-0	0-0-0	-	-	-	1-(-1)-0	-				
	Total	13-53-24	1-2-2	3-32-24	2-17-9	3-(-5)-2	1-9-0	0-0-0	2-(-3)-0	1-1-1				
	Opponents	15-50-15	1-(-2)-0	0-0-0	1-3-3	2-6-3	1-3-0	2-19-15	6-21-11	2-0-3				

INDIVIDUAL GAME-BY-GAME KICKOFF RETURNS

No.	Player	No-Yds-Lg	BOISE	VU	ULL	MEM	ALA	TAMU	TENN	LSU	AUB	PRES	ARK	MSU
6	Walton	7-176-40	0-0-0	0-0-0	0-0-0	1-22-22	1-39-39	1-40-40	2-39-22	2-36-18				
7	Dodson	3-92-54	0-0-0	0-0-0	0-0-0	0-0-0	2-73-54	1-19-19	0-0-0	0-0-0				
47	Youngblood	2-0-0	0-0-0	0-0-0	1-0-0	0-0-0	1-0-0	0-0-0	0-0-0	0-0-0				
1	Treadwell	1-3-3	1-3-3	0-0-0	0-0-0	0-0-0	0-0-0	0-0-0	0-0-0	0-0-0				
48	Martin	1-6-6	0-0-0	0-0-0	1-6-6	0-0-0	0-0-0	0-0-0	0-0-0	0-0-0				
32	Strong	1-0-0	0-0-0	0-0-0	1-0-0	0-0-0	0-0-0	0-0-0	0-0-0	0-0-0				
	Total	15-277-54	1-3-3	0-0-0	3-6-6	1-22-22	4-112-54	2-59-40	2-39-22	2-38-18				
	Opponents	29-606-38	6-135-28	4-69-19	4-53-17	2-39-23	4-92-38	4-81-27	3-80-33	2-57-32				

INDIVIDUAL GAME-BY-GAME TACKLES

No.	Player	UT-AT-TT TFL/Sack	BOISE	VU	ULL	MEM	ALA	TAMU	TENN	LSU	AUB	PRES	ARK	MSU
12	Conner	24-23-47 5.5/0.0	3-3-6 1.0/0.0	1-0-1 0.0/0.0	0-1-1 0.0/0.0	4-3-7 2.0/0.0	6-4-10 0.5/0.0	4-7-11 1.0/0.0	4-2-6 0.0/0.0	2-3-5 1.0/0.0				
28	Hilton	30-15-45 2.5/0.0	8-1-9 0.5/0.0	1-2-3 0.0/0.0	4-0-4 0.0/0.0	3-3-6 0.5/0.0	2-3-5 1.0/0.0	5-2-7 0.5/0.0	2-1-3 0.0/0.0	5-3-8 0.0/0.0				
25	Prewitt	31-12-43 3.5/0.0	7-1-8 1.5/0.0	1-0-1 0.0/0.0	3-1-4 0.0/0.0	4-0-4 1.0/0.0	7-1-8 1.0/0.0	3-4-7 0.0/0.0	2-1-3 0.0/0.0	4-4-8 0.0/0.0				
38	Shackelford	20-22-42 3.5/2.0	4-1-5 1.0/1.0	0-4-4 0.0/0.0	3-3-6 0.0/0.0	4-4-8 1.0/0.0	0-3-3 0.0/0.0	0-0-0 0.0/0.0	7-1-8 1.0/1.0	2-6-8 0.5/0.0				
7	Elston	25-17-42 2.0/0.0	4-3-7 0.0/0.0	2-2-4 0.0/0.0	2-1-3 0.0/0.0	0-1-1 0.0/0.0	5-4-9 0.0/0.0	2-0-0 0.0/0.0	5-0-5 2.0/0.0	4-7-11 0.0/0.0				
14	Bryant	15-19-34 3.5/0.0	1-0-1 0.0/0.0	2-2-4 1.0/0.0	1-1-2 0.0/0.0	1-2-3 1.5/0.0	3-0-3 0.0/0.0	4-3-7 1.0/0.0	3-1-4 0.0/0.0	0-10-0 0.0/0.0				
24	Lewis	22-9-31 1.0/0.0	7-0-7 1.0/0.0	2-0-2 0.0/0.0	1-1-2 0.0/0.0	2-2-4 0.0/0.0	1-0-1 0.0/0.0	4-3-7 0.0/0.0	1-0-1 0.0/0.0	4-3-7 0.0/0.0				
4	D. Nkemdiche	9-19-28 3.5/1.0	- -	2-1-3 0.0/0.0	0-5-5 0.0/0.0	3-3-6 1.0/0.0	1-3-4 0.0/0.0	1-5-6 0.5/0.0	2-0-0 1.0/1.0	0-2-2 0.0/0.0				
21	Golson	18-5-23 1.0/0.0	8-0-8 1.0/0.0	0-0-0 0.0/0.0	1-1-2 0.0/0.0	3-0-3 0.0/0.0	3-1-4 0.0/0.0	2-0-2 0.0/0.0	0-0-0 0.0/0.0	1-3-4 0.0/0.0				
10	C. Johnson	11-11-22 3.5/2.0	4-0-4 0.0/0.0	0-1-1 0.0/0.0	1-1-2 0.0/0.0	1-1-2 1.0/1.0	3-1-4 1.0/0.0	0-3-3 0.0/0.0	1-0-1 1.0/1.0	1-4-5 0.5/0.0				
5	R. Nkemdiche	6-15-21 2.0/2.0	1-2-3 0.0/0.0	2-1-3 1.0/1.0	0-0-0 0.0/0.0	0-1-1 0.0/0.0	2-3-5 0.0/0.0	0-2-2 0.0/0.0	1-2-3 1.0/1.0	0-4-4 0.0/0.0				
27	Haynes	12-8-20 7.5/6.5	1-1-2 1.5/1.0	0-0-0 0.0/0.0	3-1-4 0.0/0.0	1-0-1 1.0/1.0	1-2-3 0.5/0.0	2-2-4 2.0/2.0	4-1-5 2.5/2.5	0-1-1 0.0/0.0				
90	F. Brown	5-15-20 0.5/0.0	2-1-3 0.5/0.0	1-2-3 0.0/0.0	1-2-3 0.0/0.0	0-0-0 0.0/0.0	1-5-6 0.0/0.0	0-1-1 0.0/0.0	0-0-0 0.0/0.0	0-4-4 0.0/0.0				
94	Gross	8-12-20 3.0/0.0	- -	0-0-0 0.0/0.0	0-2-2 0.0/0.0	0-0-0 0.0/0.0	3-3-6 1.0/0.0	0-3-3 1.0/0.0	2-1-3 2.0/0.0	3-3-6 0.0/0.0				
11	Ward	8-12-20 0.5/0.5	4-1-5 0.0/0.0	1-1-2 0.0/0.0	1-1-2 0.0/0.0	0-1-1 0.0/0.0	1-1-2 0.0/0.0	0-5-0 0.0/0.0	1-1-2 0.5/0.5	0-1-1 0.0/0.0				
54	Thompson	3-11-14 0.5/0.0	- -	- -	1-1-2 0.0/0.0	0-2-2 0.0/0.0	0-1-1 0.0/0.0	0-4-4 0.5/0.0	1-0-0 0.0/0.0	1-3-4 0.0/0.0				
20	Russell	8-5-13 0.0/0.0	0-0-0 0.0/0.0	0-0-0 0.0/0.0	0-0-0 0.0/0.0	2-0-2 0.0/0.0	1-0-1 0.0/0.0	5-4-9 0.0/0.0	0-0-0 0.0/0.0	0-1-1 0.0/0.0				
95	Bennett	6-7-13 4.0/2.0	1-1-2 0.0/0.0	1-0-1 1.0/0.0	1-1-2 0.0/0.0	1-0-1 1.0/1.0	1-5-6 1.0/1.0	1-0-1 1.0/0.0	0-0-0 0.0/0.0	0-0-0 0.0/0.0				
30	A. Moore	6-6-12 1.0/0.0	1-1-2 0.0/0.0	1-1-2 0.0/0.0	3-3-6 1.0/0.0	0-0-0 0.0/0.0	0-1-1 0.0/0.0	0-0-0 0.0/0.0	1-0-1 0.0/0.0	0-0-0 0.0/0.0				
15	Webster	10-1-11 0.0/0.0	2-0-2 0.0/0.0	3-0-3 0.0/0.0	0-0-0 0.0/0.0	0-0-0 0.0/0.0	0-0-0 0.0/0.0	4-0-4 0.0/0.0	0-0-0 0.0/0.0	1-1-2 0.0/0.0				
31	Gates	6-4-10 0.0/0.0	0-1-1 0.0/0.0	0-0-0 0.0/0.0	2-0-2 0.0/0.0	1-1-2 0.0/0.0	0-0-0 0.0/0.0	1-0-1 0.0/0.0	2-1-3 0.0/0.0	0-1-1 0.0/0.0				
45	Hooks	6-4-10 4.0/1.0	0-0-0 0.0/0.0	1-1-2 1.0/0.0	1-0-1 1.0/0.0	2-0-2 1.0/1.0	0-0-0 0.0/0.0	1-2-3 0.0/0.0	1-0-1 1.0/0.0	0-1-1 0.0/0.0				
56	Hamilton	2-7-9 0.5/0.0	0-0-0 0.0/0.0	0-0-0 0.0/0.0	0-1-1 0.0/0.0	0-0-0 0.0/0.0	0-0-0 0.0/0.0	1-2-3 0.5/0.0	1-0-1 0.0/0.0	0-4-4 0.0/0.0				
3	Hampton	3-5-8 0.0/0.0	0-0-0 0.0/0.0	1-1-2 0.0/0.0	1-2-3 0.0/0.0	0-1-1 0.0/0.0	1-0-1 0.0/0.0	0-0-0 0.0/0.0	0-0-0 0.0/0.0	0-1-1 0.0/0.0				
23	Polk	2-4-6 1.0/0.0	1-3-4 1.0/0.0	0-0-0 0.0/0.0	0-1-1 0.0/0.0	1-0-1 0.0/0.0	0-0-0 0.0/0.0	0-0-0 0.0/0.0	0-0-0 0.0/0.0	0-0-0 0.0/0.0				
47	Youngblood	2-5-7 1.0/1.0	1-0-1 1.0/1.0	0-1-1 0.0/0.0	0-0-0 0.0/0.0	0-1-1 0.0/0.0	0-1-1 0.0/0.0	0-2-2 0.0/0.0	1-0-1 0.0/0.0	0-0-0 0.0/0.0				
13	Alford	4-2-6 0.0/0.0	1-1-2 0.0/0.0	1-0-1 0.0/0.0	2-1-3 0.0/0.0	0-0-0 0.0/0.0	- -	- -	- -	- -				
32	Strong	2-3-5 0.0/0.0	0-0-0 0.0/0.0	0-0-0 0.0/0.0	0-0-0 0.0/0.0	0-0-0 0.0/0.0	0-0-0 0.0/0.0	0-2-2 0.0/0.0	2-0-2 0.0/0.0	0-1-1 0.0/0.0				
6	Coleman	2-3-5 0.0/0.0	0-0-0 0.0/0.0	0-0-0 0.0/0.0	1-1-2 0.0/0.0	0-0-0 0.0/0.0	1-0-1 0.0/0.0	0-0-0 0.0/0.0	0-1-1 0.0/0.0	0-1-1 0.0/0.0				
26	C.J. Moore	2-2-4 0.0/0.0	0-0-0 0.0/0.0	0-0-0 0.0/0.0	0-0-0 0.0/0.0	0-0-0 0.0/0.0	1-0-1 0.0/0.0	1-1-2 0.0/0.0	0-1-1 0.0/0.0	0-0-0 0.0/0.0				
19	Jones	1-2-3 0.0/0.0	0-0-0 0.0/0.0	0-0-0 0.0/0.0	0-0-0 0.0/0.0	0-0-0 0.0/0.0	0-0-0 0.0/0.0	0-2-2 0.0/0.0	1-0-1 0.0/0.0	0-0-0 0.0/0.0				
59	Denny	1-1-2 0.0/0.0	0-0-0 0.0/0.0	0-0-0 0.0/0.0	0-0-0 0.0/0.0	0-1-1 0.0/0.0	0-0-0 0.0/0.0	0-0-0 0.0/0.0	1-0-1 0.0/0.0	0-0-0 0.0/0.0				
99	H. Moore	0-1-1 0.0/0.0	- -	- -	0-1-1 0.0/0.0	0-0-0 0.0/0.0	- -	- -	0-0-0 0.0/0.0	- -				
2	K. Moore	0-1-1 0.0/0.0	0-0-0 0.0/0.0	0-0-0 0.0/0.0	0-0-0 0.0/0.0	0-0-0 0.0/0.0	0-0-0 0.0/0.0	0-0-0 0.0/0.0	0-0-0 0.0/0.0	0-1-1 0.0/0.0				
41	Busch	1-0-1 0.0/0.0	- -	- -	1-0-1 0.0/0.0	0-0-0 0.0/0.0	- -	- -	0-0-0 0.0/0.0	- -				
48	Martin	1-0-1 0.0/0.0	0-0-0 0.0/0.0	1-0-1 0.0/0.0	0-0-0 0.0/0.0	0-0-0 0.0/0.0	0-0-0 0.0/0.0	0-0-0 0.0/0.0	0-0-0 0.0/0.0	0-0-0 0.0/0.0				
29	Kamara	0-1-1 0.0/0.0	0-0-0 0.0/0.0	0-0-0 0.0/0.0	0-1-1 0.0/0.0	0-0-0 0.0/0.0	0-0-0 0.0/0.0	0-0-0 0.0/0.0	0-0-0 0.0/0.0	0-0-0 0.0/0.0				
11	Pack	1-0-1 0.0/0.0	0-0-0 0.0/0.0	0-0-0 0.0/0.0	1-0-1 0.0/0.0	0-0-0 0.0/0.0	0-0-0 0.0/0.0	0-0-0 0.0/0.0	0-0-0 0.0/0.0	0-0-0 0.0/0.0				
34	Parker	1-0-1 0.0/0.0	0-0-0 0.0/0.0	0-0-0 0.0/0.0	0-0-0 0.0/0.0	1-0-1 0.0/0.0	0-0-0 0.0/0.0	0-0-0 0.0/0.0	0-0-0 0.0/0.0	0-0-0 0.0/0.0				
6	Walton	1-0-1 0.0/0.0	1-0-1 0.0/0.0	0-0-0 0.0/0.0	0-0-0 0.0/0.0	0-0-0 0.0/0.0	0-0-0 0.0/0.0	0-0-0 0.0/0.0	0-0-0 0.0/0.0	0-0-0 0.0/0.0				

SCORING DRIVES

vs. Boise State

Started at	Plays	Yards	Time	Result
Ole Miss 20	9	80	3:26	TD
Ole Miss 25	11	75	3:36	TD
Boise 40	2	40	0:36	TD
Ole Miss 24	1	76	0:11	TD
Boise 40	5	40	1:35	TD

at Vanderbilt

Started at	Plays	Yards	Time	Result
Ole Miss 25	11	75	4:32	TD
Ole Miss 20	12	67	5:16	FG
Ole Miss 20	15	72	5:52	FG
Ole Miss 27	7	73	2:11	TD
Ole Miss 21	10	79	3:09	TD
Ole Miss 32	13	68	5:20	TD

vs. Louisiana-Lafayette

Started at	Plays	Yards	Time	Result
Ole Miss 27	3	73	0:54	TD
Ole Miss 6	7	94	2:32	TD
Ole Miss 31	9	69	4:59	TD
UL-Lafayette 48	5	48	2:17	TD
UL-Lafayette 43	9	43	3:06	TD
Ole Miss 29	1	71	0:14	TD
Ole Miss 21	17	79	7:46	TD

vs. Memphis

Started at	Plays	Yards	Time	Result
Ole Miss 36	2	64	0:41	TD
Ole Miss 23	16	75	7:51	FG
Memphis 23	1	23	0:08	TD
Ole Miss 33	7	67	3:48	TD

vs. Alabama

Started at	Plays	Yards	Time	Result
Alabama 39	5	10	1:43	FG
Ole Miss 34	4	66	1:15	TD
Ole Miss 44	3	56	0:55	TD
Alabama 31	5	31	2:35	TD

at Texas A&M

Started at	Plays	Yards	Time	Result
Ole Miss 31	5	69	1:25	TD
Ole Miss 1	9	99	4:09	TD
Ole Miss 35	9	65	4:04	TD

vs. Tennessee

Started at	Plays	Yards	Time	Result
Ole Miss 27	4	73	1:09	TD
Tennessee 35	5	35	2:10	TD
Ole Miss 43	5	40	1:54	FG
Tennessee 28	1	28	0:06	TD
Ole Miss 29	14	61	6:52	FG
Ole Miss 45	9	55	4:41	TD

at LSU

Started at	Plays	Yards	Time	Result
Ole Miss 20	6	80	1:12	TD

CHARTING THE BIG PLAYS

— RUSHING —

Player	10-19	20-29	30-39	40-49	50+	Total
Walton	6	2		1	1	10
Wallace	8					8
Mathers	3				1	4
Brazley	2					2
Dodson	2					2
Wilkins	1	1				2
Core	1		1			2
Kincade	1					1
Buchanan	1					1
TOTAL	25	3	1	1	2	32

— PASSING —

Player	10-19	20-29	30-39	40-49	50+	Total
Wallace	59	16	10	2	3	90
Buchanan	1					1
TOTAL	60	16	10	2	3	91

— RECEIVING —

Player	10-19	20-29	30-39	40-49	50+	Total
Treadwell	19	3	2		1	25
Core	13	3	1		1	18
Sanders	8	6	3			17
Ingram	8	3	1		1	13
Adeboyejo	4		3			7
Walton	3	1		2		6
Pack	3					3
Mathers	1					1
Dodson	1					1
TOTAL	60	16	10	2	3	91

IN THE RED ZONE

When the offense moves the ball inside the opponent's 20-yard line, the offense is considered to be in the "red zone," and in prime scoring position. The following chart shows how the Rebel offense performs inside the "red zone" during the 2014 season:

Game	Chances	TD	FG	TO	Downs	Missed FG	Half
vs. Boise State	4	2	0	1	1	0	0
at Vanderbilt	6	4	2	0	0	0	0
vs. UL-Lafayette	3	3	0	0	0	0	0
vs. Memphis	3	1	1	0	0	1	0
vs. Alabama	3	2	0	0	0	1	0
at Texas A&M	2	2	0	0	0	0	0
vs. Tennessee	4	2	2	0	0	0	0
at LSU	1	1	0	0	0	0	0
Totals	26	17	5	1	1	2	0
Opp. Totals	19	6	8	3	1	1	0

Ole Miss Scoring Percentage: .846 (22-of-26)
Opponents Scoring Percentage: .737 (14-of-19)

Ole Miss Points Scored: 133
Opponents Points Scored: 65

THE LAST TIME

THE LAST TIME OLE MISS HAD . . .

30 or more first downs	Vanderbilt, 2014 (34)
500 yards rushing	Auburn, 1951 (515)
400 yards rushing	Fresno State, 2010 (425)
300 yards rushing	Troy, 2013 (382)
200 yards rushing	Louisiana-Lafayette, 2014 (214)
400 yards passing	Arkansas, 2013 (428)
300 yards passing	Louisiana-Lafayette, 2014 (340)
600 yards total offense	Troy, 2013 (751)
500 yards total offense	Louisiana-Lafayette, 2014 (554)
90 plays total offense	Troy, 2013 (93)
Four passes intercepted	Vanderbilt, 2011 (5)
Four pass interceptions	Boise State, 2014 (4)
10 sacks	Mississippi State, 2008 (11)
10 penalties	Memphis, 2014 (10)
100 yards in penalties	Memphis, 2014 (117)
50 points	Louisiana-Lafayette, 2014 (56)
99 yard scoring drive	Texas A&M, 2014 (9 plays; Bo Wallace 10-yard run)
90-plus yard scoring drive	Texas A&M, 2014 (99 yards, 9 plays; Bo Wallace 10-yard run)

THE LAST TIME OLE MISS HELD ITS OPPONENT TO . . .

Less than 10 first downs	Vanderbilt, 2014 (9)
10 first downs	Tennessee, 2014 (10)
Negative yards rushing	Troy, 2013 (-13)
10 yards (or less) rushing	Tennessee, 2014 (0)
100 yards (or less) rushing	Tennessee, 2014 (0)
Zero yards passing	Alabama, 1988
No pass completions	Alabama, 1988
10 yards passing	Georgia, 1977 (7)
10 pass attempts	LSU, 2011 (8)
Zero yards total offense	Sewanee, 1938
50 yards (or less) total offense	Mississippi State, 2008 (24)
75 yards (or less) total offense	Mississippi State, 2008 (24)
150 yards (or less) total offense	Memphis, 2014 (104)
200 yards (or less) total offense	Tennessee, 2014 (191)
No touchdowns	Tennessee, 2014 (3 points)

THE LAST TIME OLE MISS . . .

Had two passers throw for 100 yards	Jacksonville State, 2010 (Nathan Stanley 133, Jeremiah Masoli 109)
Had two passers complete 10 passes	Auburn, 2005 (Micheal Spurlock, 10-18, Ethan Flatt, 11-17)
Had two passers throw for 2+ touchdowns	Idaho, 2013 (Bo Wallace 2, Barry Brunetti 2)
Had two runners rush for 100 yards	Louisiana-Lafayette, 2010 (Brandon Bolden 136, Enrique Davis 116)
Had two receivers over 100 receiving yards	Boise State, 2014 (Cody Core 110, Laquon Treadwell 105)
Had two receivers catch 10 passes	Arkansas, 2002 (Bill Flowers 11, Chris Collins 10)
Had four receivers catch five passes	Arkansas, 2013 (Laquon Treadwell 8, Donte Moncrief 7, Ja-Mes Logan 5, Jaylen Walton 5)
Had three receivers catch five passes	Vanderbilt, 2014 (Evan Ingram 7, Vince Sanders 5, Quincy Adebeyejo 5)
Had two receivers catch five passes	Memphis, 2014 (Laquon Treadwell 5, Cody Core 5)
Completed a pass to at least 10 different receivers	LSU, 2013 (10)
Had a 100-yard rusher and a 100-yard receiver	Idaho, 2013 (ITavius Mathers 138 yards rushing/Ja-Mes Logan 122 yards receiving)
Had two players with 200 all-purpose yards	Missouri, 2007 (BenJarvus Green-Ellis 226, Marshay Green 208)
Returned a punt for a TD	Texas, 2013 (Jeff Scott, 73 yards)
Returned a kickoff for a TD	Texas, 2012 (Jaylen Walton, 100 yards)
Returned an interception for a TD	Texas A&M, 2014 (Cody Prewitt, 75 yards)
Returned two interceptions for TDs	Northern Illinois, 1993 (Alundis Brice, 37 yards; Antionius Bonner, 46 yards)
Returned a fumble for a TD	Texas A&M, 2014 (Keith Lewis, 21 yards)
Recovered a fumble for a TD	Auburn, 2012 (C.J. Johnson)
Scored two defensive TDs	Texas A&M, 2014 (Cody Prewitt INT, Keith Lewis fumble)
Recovered four fumbles in a game	Texas A&M, 2012
Blocked a punt	Mississippi State, 2013 (Collins Moore)
Blocked a punt for a TD	Mississippi State, 2013 (Terrell Grant recovered Collins Moore's blocked punt)
Blocked an opponent's FG attempt	Fresno State, 2010 (Allen Walker blocked Goessling's 46-yard attempt)
Blocked an opponent's FG attempt for a TD	Louisiana Tech, 2007 (Brandon Jenkins blocked D. Horwedel's 36-yard attempt, Dustin Mouzon 55-yard return)
Blocked two opponent's FG attempts	Northern Arizona, 2009
Had a punt blocked	Texas, 2012

Had a punt blocked for a TD	Alabama, 2003
Had a kickoff returned for a TD	Mississippi State, 2012
Had a punt returned for a TD	LSU, 2012
Had an interception returned for a TD	Auburn, 2013
Had a fumble returned for a TD	Alabama, 2014
Missed a PAT kick	Alabama, 2014
Had a PAT kick blocked	Alabama, 2014
Had a PAT kick blocked and returned for a two-point conversion	Auburn, 2009
Blocked an opponent's PAT kick	Florida, 2008 (Kentrell Lockett blocked J. Phillip's attempt)
A successful two-point conversion	Vanderbilt, 2013 (Laquon Treadwell pass from Bo Wallace, 3rd quarter)
Had a field goal attempt blocked	Georgia Tech, 2013 (Andrew Ritter's 32-yard attempt)
Had two field goal attempts blocked	Kentucky, 2005 (Robert Bass' 39-yr attempt, Matt Hinkle's 44-yard attempt)
Gained a first down off a fake field goal attempt	Georgia, 1995
Scored a touchdown off a fake field goal attempt	Alabama, 2008 (Jason Cook 9-yard pass from Rob Park)
Gained a first down off a fake punt	Vanderbilt, 2013 (Robert Nkemdiche 11-yard run)
Recovered an onside kick	Arkansas, 2011 (Jamal Mosley)
Shut out an opponent	Tulane, 2012 (39-0)
Was shut out	Alabama, 2013 (25-0)
Played an overtime game	Mississippi State, 2013 (L, 10-17)
Scored a safety	Georgia Tech, 2013 (Serderius Bryant forces a fumble for 14-yard loss, recovered by GT in the end zone)
Scored 2 safeties in the same game	Northern Illinois, 1993 (team)
Gave up a safety	Louisiana-Lafayette, 2014
Had no turnovers	Tennessee, 2014
Had no penalties	Alabama, 2011
Defeated a nationally ranked team	Texas A&M, 2014 (35-20, #14 Associated Press; #14 USA Today Coaches)
Was ranked in top 25	Week 10, 2014 (#7 AP; #9 Coaches)
Ended the year ranked in top 25	2009 (#20 AP; #21 Coaches)

THE LAST TIME AN OLE MISS PLAYER . . .

Rushed 30 times	BenJarvus Green-Ellis vs. Missouri, 2007 (33)
Rushed 25 times	Jeff Scott vs. Mississippi State, 2012 (28)
Rushed for 250 yards	Dexter McCluster vs. Tennessee, 2009 (282)
Rushed for 200 yards	Brandon Bolden vs. Fresno State, 2010 (228)
Rushed for 150 yards	Jeff Scott at Texas, 2013 (164)
Rushed for 100 yards	ITavius Mathers vs. Idaho, 2013 (138)
Passed for 400 yards	Bo Wallace vs. Arkansas, 2013 (416)
Passed for 300 yards	Bo Wallace vs. Louisiana-Lafayette, 2014 (316)
Attempted 50 passes	Eli Manning vs. Arkansas, 2002 (56)
Attempted 40 passes	Bo Wallace at Mississippi State, 2013 (40)
Attempted 30 passes	Bo Wallace at LSU, 2014 (33)
Completed 30 passes	Bo Wallace vs. LSU, 2013 (30)
Completed 20 passes	Bo Wallace vs. Memphis, 2014 (22)
Passed for 4 or more TDs	Bo Wallace vs. Louisiana-Lafayette, 2014 (4)
Threw 3 or more interceptions	Bo Wallace vs. Boise State, 2014 (3)
Had 400 yards Total Offense	Bo Wallace vs. Boise State, 2014 (400)
Had 300 yards Total Offense	Bo Wallace vs. Louisiana-Lafayette, 2014 (318)
Had 100 yards rushing and passing	Jeremiah Masoli vs. Vanderbilt, 2010 (104 rushing, 190 passing)
Had 100 yards rushing and receiving	Dexter McCluster vs. Arkansas, 2009 (123 rushing, 137 receiving)
Had 250 All-Purpose Yards	Dexter McCluster vs. Tennessee, 2009 (324)
Had 200 All-Purpose Yards	Jeff Scott at Texas, 2013 (243)
Caught 10 passes	Mike Espy vs. Tennessee, 2005 (10)
Caught 9 passes	Laquon Treadwell at Mississippi State, 2013 (9)
Had 100 receiving yards	Vince Sanders vs. Tennessee, 2014 (108)
Scored 10 points kicking	Gary Wunderlich vs. Tennessee, 2014 (10)
Scored 4 touchdowns rushing	Dexter McCluster vs. Tennessee, 2009
Scored 3 touchdowns rushing	Jeff Scott vs. Southern Illinois, 2011
Scored 2 touchdowns rushing	Bo Wallace at Texas A&M, 2014 (2)
Scored 3 touchdowns receiving	Donte Moncrief vs. Mississippi State, 2012 (3)
Scored 2 touchdowns receiving	Laquon Treadwell vs. Memphis, 2014 (2)
Scored a touchdown rushing, passing and receiving	Bo Wallace vs. Auburn, 2012
Intercepted 3 passes	Don Price vs. Vanderbilt, 1986 (3)
Intercepted 2 passes	Senquez Golson vs. Tennessee, 2014 (2)
Forced 3 fumbles	Rory Johnson vs. Vanderbilt, 2006 (3)
Recovered 2 fumbles	Kentrell Lockett at Auburn, 2011 (2)
Punted for a 70-yard game average	Bill Smith vs. Southern Miss, 1984 (2-84.5)
Kicked a 45-yard Field Goal	Gary Wunderlich vs. Alabama, 2014 (46)
Kicked a 50-yard Field Goal	Andrew Ritter vs. Idaho, 2013 (50)
Kicked five field goals in game	Bryson Rose vs. Louisiana-Lafayette, 2010 (5)
Kicked four field goals in game	Bryson Rose vs. Vanderbilt, 2012 (4)

#18 OLE MISS 35, BOISE STATE 13

Chick-fil-A Kickoff Game • Game #1 • Aug. 28, 2014
Attendance: 32,823 • Georgia Dome • Atlanta, Ga.

ATLANTA - Beauty, as they say, is in the eye of the beholder. For the No. 18 Ole Miss football team, it wasn't always pretty Thursday night at the Georgia Dome, but at the end of the night the Rebels accomplished their goal and sit at 1-0 after a 35-13 victory over Boise State in the Chick-fil-A Kickoff Game.

For those who love strong defense, the Rebels opened the season with flying colors. For the folks who love seeing touchdowns, the first three quarters were forgettable, while the fourth quarter was a thing of beauty. Either way, Ole Miss head coach Hugh Freeze knows his team has room to improve, and it will do so with a victory in hand.

The Ole Miss defense caused three turnovers in the opening half, all interceptions, and despite the Broncos recording seven plays inside the Ole Miss 5-yard line, the Rebels held Boise State to just three points and went into the half with a 7-3 lead.

After the Broncos cut the Rebels' lead to one on a field goal with 1:02 remaining in the third quarter, Ole Miss broke the game open in the fourth quarter. After scoring just seven points in its first 59 plays, the Ole Miss offense then scored 28 points over a nine-play stretch.

The Rebels' 28 fourth-quarter points were the most points in a quarter by an Ole Miss team since scoring 28 in the fourth quarter against Memphis in the 2009 season opener.

With interceptions from Senquez Golson, C.J. Johnson, Cody Prewitt and Tony Conner, the Ole Miss defense recorded its most interceptions in a game since picking off four passes against Southern Illinois in 2011. On the ground, Ole Miss racked up eight tackles for loss and three sacks.

In special teams play, redshirt-freshman punter Will Gleeson hit four punts for a 47.2-yard average. Three of Gleeson's punts landed inside the 20-yard line, including a long punt of 70 yards which settled on the Broncos' 7.

So while the first half was a struggle at times, and the number of penalties was eyebrow-raising, Ole Miss was still able to come away with a convincing victory on a big stage on college football's opening night. Now that is a thing of beauty.

Boise State	0	3	3	7	—	13
Ole Miss	7	0	0	28	—	35
1st Quarter						
00:57	OM	C. Core 30-yard pass from B. Wallace (A. Fletcher kick)				V-H
						0-7
2nd Quarter						
7:58	BSU	D. Goodale 25-yard field goal				3-7
3rd Quarter						
1:02	BSU	D. Goodale 43-yard field goal				6-7
4th Quarter						
12:26	OM	L. Treadwell 14-yard pass from B. Wallace (A. Fletcher kick)				6-14
10:05	OM	Q. Adeboyejo 31-yard pass from B. Wallace (A. Fletcher kick)				6-21
7:45	OM	C. Core 76-yard pass from B. Wallace (A. Fletcher kick)				6-28
4:26	BSU	J. Ajayi 9-yard pass from G. Hedrick (D. Goodale kick)				13-28
2:50	OM	M. Dodson 19-yard run (A. Fletcher kick)				13-35

Team Stats	BSU	OM	Individual Leaders	
First Downs	26	22	Rushing	
Rushes-Yards	37-135	34-71	BSU: J. Ajayi, 20-86	
Passing Yards	264	387	G. Hedrick, 14-24	
Comp.-Att.-Int.	36-48-4	25-36-3	OM: M. Dodson, 4-27 (TD)	
Total Plays-Yards	85-399	70-458	Passing	
Fumbles-Lost	1-0	1-0	BSU: G. Hedrick, 36-46-4-264 (TD)	
Penalties-Yards	9-72	14-78	OM: B. Wallace, 25-36-3-387 (4 TDs)	
Punts-Avg.	5-33.8	4-47.2	Receiving	
Punt Returns-Avg.	1-(2.0)	1-2.0	BSU: S. Williams-Rhodes, 14-53	
KO Returns-Avg.	6-22.5	1-3.0	J. Ajayi, 12-93 (TD)	
Interceptions-Yds.	3-7	4-23	OM: L. Treadwell, 7-105 (TD)	
Possession Time	36:14	23:46	C. Core, 4-110 (2 TDs)	
3rd Down Conv.	5-15	5-13	E. Ingram, 4-41	
4th Down Conv.	1-2	1-2	J. Walton, 3-51	
Sacks By-Yards	2-9	3-36		

#15 OLE MISS 41, VANDERBILT 3

Game #2 • Sept. 6, 2014
Attendance: 43,260 • LP Field • Nashville, Tenn.

NASHVILLE, Tenn. (AP) - No. 15 Ole Miss scored early and often, while the Rebel defense gave up only a field goal in the fourth quarter en route to a dominating 41-3 win over Vanderbilt in both teams' SEC opener Saturday.

With the exception of that first half against Boise State, Ole Miss coach Hugh Freeze is very happy with how his Rebels have started this season.

Bo Wallace threw for 320 yards and a touchdown to lead the charge. He is now one passing touchdown shy of Jevan Snead (46) for second place on the Rebels' all-time list.

The Rebels (2-0) have beaten Vanderbilt in Nashville in consecutive seasons after the Commodores had won five of the previous six. The Rebels won in dominating fashion with their largest margin of victory against an SEC opponent since beating Mississippi State 45-0 in 2008.

Ole Miss scored on seven of its first eight possessions with the shortest drive covering 67 yards, and the Rebels never punted. Jaylen Walton started the scoring with a 20-yard TD, and I'Tavius Mathers and DeVante Kincade also ran for TDs.

Wallace put the Rebels up 20-0 with a 20-yard TD pass to Cody Core, and he was sacked as the first half ended with Ole Miss threatening to score again. Playing an hour north of his hometown in Pulaski, Tennessee, Wallace had 249 yards by halftime, and his day was done after Mathers' TD with 9:29 left in the third quarter.

Ole Miss outgained Vandy 331-76 in total offense at halftime and finished 547-167. The Rebels also piled up 34 first downs -- the most in a game under Freeze.

Cliff Coleman returned an interception 39 yards less than a minute into the second half, and Mathers, from Murfreesboro, Tennessee, padded the lead to 34-0 with a 2-yard TD run.

Vanderbilt didn't get past midfield against the Rebels until the final couple minutes of the third quarter, and the Commodores had to settle for a field goal after recovering Kincade's fumble at the Ole Miss 5 in the fourth quarter.

Ole Miss	10	10	21	0	—	41
Vanderbilt	0	0	0	3	—	3
1st Quarter						
10:28	OM	J. Walton 20-yard run (A. Fletcher kick)				V-H
						7-0
3:06	OM	A. Fletcher 31-yard field goal				10-0
2nd Quarter						
9:19	OM	A. Fletcher 25-yard field goal				13-0
4:42	OM	C. Core 20-yard pass from B. Wallace (A. Fletcher kick)				20-0
3rd Quarter						
14:10	OM	C. Coleman 39-yard interception return (A. Fletcher kick)				27-0
9:29	OM	I. Mathers 2-yard run (A. Fletcher kick)				34-0
3:02	OM	D. Kincade 2-yard run (A. Fletcher kick)				41-0
4th Quarter						
10:23	VU	T. Openshaw 26-yard field goal				41-3

Team Stats	OM	VU	Individual Leaders	
First Downs	34	9	Rushing	
Rushes-Yards	50-180	25-107	OM: J. Walton, 8-35 (TD)	
Passing Yards	367	60	E. Brazley, 6-34	
Comp.-Att.-Int.	28-38-0	6-25-1	J. Wilkins, 5-27	
Total Plays-Yards	91-567	51-167	VU: R. Webb, 18-95	
Fumbles-Lost	1-1	0-0	Passing	
Penalties-Yards	5-35	7-53	OM: B. Wallace, 23-30-0-320 (TD)	
Punts-Avg.	0-0.0	7-47.6	VU: S. Rivers, 6-25-1-60	
Punt Returns-Avg.	3-10.7	0-0	Receiving	
KO Returns-Avg.	0-0	4-17.3	OM: E. Ingram, 7-112	
Interceptions-Yds.	1-39	0-0	C. Core, 4-85 (TD)	
Possession Time	37:26	22:34	V. Sanders, 5-64	
3rd Down Conv.	10-15	4-13	Q. Adeboyejo, 5-57	
4th Down Conv.	1-2	0-1	S. Scheu, 3-34	
Sacks By-Yards	1-13	3-17		

#14 OLE MISS 56, LOUISIANA-LAFAYETTE 15

Game #3 • Sept. 13, 2014

Attendance: 60,937 • Vaught-Hemingway Stadium • Oxford, Miss.

OXFORD, Miss - On a cloudy Saturday at Vaught-Hemingway Stadium, the Ole Miss football team's offense and defense shined brightly, shutting down the Louisiana-Lafayette offense and shredding the Ragin' Cajun defense en route to a 56-15 victory in the Rebels' home opener.

The Rebel offense accumulated 554 total yards of offense, including 340 yards through the air and 214 yards on the ground. The defense held Louisiana-Lafayette to 322 total yards, including just 129 through the air. The Rebels' "Landshark Defense" has now allowed just 189 yards passing over the past two games combined, and has allowed just two touchdowns all season.

Senior quarterback Bo Wallace completed 23 of his 28 pass attempts for 316 yards, four touchdowns and one interception. With his four touchdown passes, the Pulaski, Tennessee, native passed Jevan Snead for second all-time in Ole Miss history with 49 career touchdowns. Saturday was also the 10th 300-yard passing game of Wallace's career, which ties him with former Rebel great Eli Manning for the most in program history.

Ole Miss had a balanced rushing attack, as juniors Jaylen Walton and I'Tavius Mathers totaled 146 yards and two touchdowns on just 10 carries. Walton's day was highlighted by a career-high 71-yard touchdown run, while Mathers opened the scoring for Ole Miss with a 56-yard scamper to the endzone.

Through the air, senior Vince Sanders had a career day with eight receptions for 125 yards and two touchdowns (all career highs). Even more impressive, all of the Macon, Mississippi's production came in the first half of the game.

Senior cornerback Senquez Golson picked off two passes Saturday, and returned one of the two interceptions 59 yards for a touchdown.

Louisiana-Lafayette	0	6	7	2	—	15
Ole Miss	14	14	21	7	—	56
1st Quarter						V-H
10:00	OM	I. Mathers 56-yard run (A. Fletcher kick)				0-7
3:45	OM	J. Walton 40-yard pass from B. Wallace (A. Fletcher kick)				0-14
2nd Quarter						
12:37	OM	V. Sanders 14-yard pass from B. Wallace (A. Fletcher kick)				0-21
7:08	OM	V. Sanders 24-yard pass from B. Wallace (A. Fletcher kick)				0-28
1:55	ULL	H. Stover 32-yard field goal				3-28
0:09	ULL	H. Stover 20-yard field goal				6-28
3rd Quarter						
10:30	OM	C. Core 13-yard pass from B. Wallace (A. Fletcher kick)				6-35
9:11	OM	S. Golson 59-yard interception return (A. Fletcher kick)				6-42
7:48	OM	J. Walton 71-yard run (A. Fletcher kick)				6-49
1:04	ULL	A. Harris 8-yard run (H. Stover kick)				13-49
4th Quarter						
5:16	OM	J. Liggins 2-yard run (A. Fletcher kick)				13-56
2:25	ULL	J. Hamilton safety				15-56

Team Stats	ULL	OM	Individual Leaders
First Downs	18	27	Rushing
Rushes-Yards	37-193	35-214	ULL: E. McGuire, 10-66
Passing Yards	129	340	A. Harris, 15-62 (TD)
Comp.-Att.-Int.	15-31-3	29-36-1	T. Broadway, 10-59
Total Plays-Yards	68-322	71-554	OM: J. Walton, 7-89 (TD)
Fumbles-Lost	2-1	1-0	I. Mathers, 3-57 (TD)
Penalties-Yards	0-0	4-30	Passing
Punts-Avg.	7-51.1	3-36.7	ULL: T. Broadway, 15-30-3-129
Punt Returns-Avg.	1-3.0	2-8.5	OM: B. Wallace, 23-28-1-316 (4 TDs)
KO Returns-Avg.	4-13.2	3-2.0	Receiving
Interceptions-Yds.	1-28	3-86	ULL: J. Butler, 5-33
Possession Time	31:19	28:41	OM: V. Sanders, 8-125 (2 TDs)
3rd Down Conv.	4-14	7-12	L. Treadwell, 4-48
4th Down Conv.	0-0	2-2	C. Core, 4-41 (TD)
Sacks By-Yards	1-3	0-0	

#10 OLE MISS 24, MEMPHIS 3

Game #4 • Sept. 27, 2014

Attendance: 61,291 • Vaught-Hemingway Stadium • Oxford, Miss.

OXFORD, Miss - On a night where the Ole Miss offense couldn't avoid the dreaded turnovers, the Rebel defense bowed up to shut down the visiting Memphis Tigers for a 24-3 victory on a beautiful Saturday night at Vaught-Hemingway Stadium.

"Our kids showed great resolve and I'm extremely proud of our defense," said Ole Miss head coach Hugh Freeze, whose birthday was Saturday. "We haven't had a better effort than that in our two and a half years here. They were phenomenal, and Memphis is a team that has been putting up really good numbers."

Ole Miss (4-0) recognized the M-Club Class of 2014 at halftime, and celebrated the career and life of former player Chucky Mullins, after renaming Coliseum Drive in his honor on Friday. It was fitting then that the defense was led by linebacker Deterrian Shackelford, the only two-time recipient of the Chucky Mullins Courage Award. Shackelford, who wears the No. 38 jersey in Mullins' honor, led the Rebels with eight total tackles, including four solo tackles and one tackle for loss.

The Rebels allowed just 104 total yards the entire evening, including 23 rushing yards on 31 carries. Excluding one 42-yard pass play by Memphis (2-2) in the first quarter, the Rebel defense allowed just 62 total yards on the other 61 plays from scrimmage.

Sophomore Tony Conner and junior Denzel Nkemdiche each had two tackles for loss, while junior C.J. Johnson, freshman Marquis Haynes, senior Bryon Bennett and senior Lavon Hooks each had a sack. Haynes also forced a fumble, which junior Issac Gross recovered, and junior Trae Elston recorded an interception.

The Ole Miss offense generated 426 total yards, but 10 penalties for 117 yards, four turnovers and two missed field goals limited its final score. Sophomore wide receiver Laquon Treadwell had five catches for 123 yards and two touchdowns, while junior running back Jaylen Walton had 10 carries for 78 yards and a touchdown. Senior quarterback Bo Wallace finished 22-37 for 248 yards, two touchdowns and two interceptions.

Ole Miss opened the game's scoring on a 63-yard strike from Wallace to Treadwell with 12:01 remaining in the first quarter. The first quarter ended with the Rebels leading just 7-3 though, as Memphis hit a 40-yard field goal with 2:51 remaining.

The Rebels didn't get on the board again until the fourth quarter, but they scored 17 points in the final frame to stretch their lead out to 21 points. Following a 19-yard field goal from senior Andrew Fletcher, Walton ran 23 yards to pay dirt, and Treadwell caught a 17-yard pass in the back of the end zone with 1:18 remaining.

Memphis	3	0	0	0	—	3
Ole Miss	7	0	0	17	—	24
1st Quarter						V-H
12:01	OM	L. Treadwell 63-yard pass from B. Wallace (A. Fletcher kick)				0-7
2:51	MEM	J. Elliott 40-yard field goal				3-7
4th Quarter						
13:04	OM	A. Fletcher 19-yard field goal				3-10
9:34	OM	J. Walton 23-yard run (A. Fletcher kick)				3-17
1:18	OM	L. Treadwell 17-yard pass from B. Wallace (A. Fletcher kick)				3-24

Team Stats	MEM	OM	Individual Leaders
First Downs	13	26	Rushing
Rushes-Yards	31-23	42-178	MEM: J. Cooper, 7-29
Passing Yards	81	248	D. Dorceus, 8-19
Comp.-Att.-Int.	13-31-1	22-37-2	OM: J. Walton, 10-78 (TD)
Total Plays-Yards	62-104	79-426	I. Mathers, 14-57
Fumbles-Lost	1-1	3-2	J. Wilkins, 5-33
Penalties-Yards	9-105	10-117	Passing
Punts-Avg.	10-41.5	4-46.2	MEM: P. Lynch, 13-31-1-81
Punt Returns-Avg.	2-3.0	3--1.7	OM: B. Wallace, 22-37-2-248 (2 TDs)
KO Returns-Avg.	2-19.5	1-22.0	Receiving
Interceptions-Yds.	2-17	1-47	MEM: K. Malone, 4-59
Possession Time	23:22	36:38	OM: L. Treadwell, 5-123 (2 TDs)
3rd Down Conv.	3-16	7-15	C. Core, 5-41
4th Down Conv.	0-1	0-0	V. Sanders, 3-36
Sacks By-Yards	1-3	4-38	

#11 OLE MISS 23, #1 ALABAMA 17

Game #5 • Oct. 4, 2014
Attendance: 61,826 • Vaught-Hemingway Stadium • Oxford, Miss.

OXFORD, Miss - There are times in people's lives when they will say to themselves, 'I will never forget this moment.' For the 61,826 fans that packed Vaught-Hemingway Stadium on a beautiful, cool, fall afternoon, No. 11 Ole Miss' thrilling 23-17 victory over No. 1 Alabama was a moment that won't soon be forgotten.

On one of the biggest weekends in Ole Miss football history, the Rebels' impressive defense stood tall once again, and the offense rallied and took advantage of opportune turnovers to top the Crimson Tide. It was the first win over a top-ranked team in program history, and it was the Rebels' first win over Alabama (4-1, 2-1 Southeastern Conference) since 2003.

A weekend that began with Ole Miss' (5-0, 2-0 SEC) first appearance on ESPN's popular pregame show "College GameDay," was closed out in style by outscoring Alabama 20-3 in the second half to move to 5-0 for the first time since 1962, and send thousands of the Rebel faithful onto the Hollingsworth Field in euphoria.

The Ole Miss defense's first string allowed its first touchdown of the season Saturday, but not much else, despite facing an opponent that entered the game averaging 42.0 points. The Rebels held Alabama to 3.8 yards a carry, which is nearly two yards fewer than its season average. The opportune Landshark Defense also created two turnovers, one of which the Rebels ultimately won the game on, and the other effectively ended the game as senior Senquez Golson picked off Alabama quarterback Blake Sims with 37 seconds left in the game.

Ole Miss senior quarterback Bo Wallace went 18-31 for 251 yards, three touchdowns and no turnovers. The oft-criticized senior from Pulaski, Tennessee, showed his moxie late in the game, completing each of his final three pass attempts for 57 yards and two touchdowns.

"Sometimes these kids take way more criticism than they deserve," Ole Miss head coach Hugh Freeze said. "I don't know that they get the equal treatment on the other side of it. ... In the second half, he made some big-time plays. He just played so solid. On that last touchdown, that ball was right where it needed to be for us. Who knows what the next week holds, but tonight, Bo led his team to defeat the No. 1 team in the country. He deserves credit for being a big part of that."

Alabama	0	14	3	0	—	17
Ole Miss	3	0	7	13	—	23
1st Quarter						
13:17	OM	G. Wunderlich 46-yard field goal				V-H
						0-3
2nd Quarter						
3:44	UA	B. Sims 1-yard run (A. Griffith kick)				7-3
0:42	UA	C. Jones 17-yard fumble recovery (A. Griffith kick)				14-3
3rd Quarter						
7:20	OM	L. Treadwell 14-yard pass from B. Wallace (G. Wunderlich kick)				14-10
3:54	UA	A. Griffith 44-yard field goal				17-10
4th Quarter						
5:29	OM	V. Sanders 34-yard pass from B. Wallace (G. Wunderlich kick)				17-17
2:54	OM	J. Walton 10-yard pass from B. Wallace (A. Fletcher kick blocked)				17-23

Team Stats	UA	OM	Individual Leaders	
First Downs	20	16	Rushing	
Rushes-Yards	44-168	32-76	UA:	T.J. Yeldon, 20-123
Passing Yards	228	251		D. Henry, 17-37
Comp.-Att.-Int.	19-31-1	18-31-0	OM:	J. Walton, 11-39
Total Plays-Yards	75-396	63-327		B. Wallace, 11-32
Fumbles-Lost	1-1	1-1	Passing	
Penalties-Yards	8-52	3-25	UA:	B. Sims, 19-31-1-228
Punts-Avg.	6-51.8	6-46.3	OM:	B. Wallace, 18-31-0-251 (3 TDs)
Punt Returns-Avg.	1-3.0	1-9.0	Receiving	
KO Returns-Avg.	4-23.0	4-28.0	UA:	A. Cooper, 9-91
Interceptions-Yds.	0-0	1-0		O.J. Howard, 3-81
Possession Time	33:21	26:39	OM:	L. Treadwell, 5-55 (TD)
3rd Down Conv.	6-16	6-14		E. Ingram, 3-71
4th Down Conv.	1-1	0-0		V. Sanders, 2-41 (TD)
Sacks By-Yards	2-5	1-4		

#3 OLE MISS 35, #14 TEXAS A&M 20

Game #6 • Oct. 11, 2014
Attendance: 110,633 • Kyle Field • College Station, Texas

COLLEGE STATION, Texas - If the No. 3 Ole Miss football team's win over Alabama last week was a statement win, Saturday night's 35-20 thumping of No. 14 Texas A&M on the road was a validation victory.

Throughout the week, the Rebels (6-0, 3-0 Southeastern Conference) faced questions as to whether they would experience a hangover of sorts coming off such a big victory as the one against Alabama. Those questions were answered quickly in front of a record-breaking crowd of 110,633 at Kyle Field.

Ole Miss scored 14 points in the first quarter and shutout the Aggies 21-0 in the first half, marking the first time ever that a Kevin-Sumlin coached team at Texas A&M had been shutout in the opening half. The win over Texas A&M (5-2, 2-2 SEC) was the Rebels' first-ever against the Aggies, and it marked the first time in program history Ole Miss had defeated AP top-25 ranked opponents in back-to-back weeks.

"I'm really pleased to come into Texas A&M, a very hostile environment, and I thought our kids handled it very well," Ole Miss head coach Hugh Freeze said. "They handled the preparation all week long very well. To come out of here with a victory in this difficult environment against a very difficult, talented team is very exciting for our program and our fans. We have some great fans who made the trip. I could hear them all night. You get into this deal to play in atmospheres like this and it was awesome to see."

Senior quarterback Bo Wallace went 13-19 for 178 yards, one touchdown and no turnovers, and ran for another 50 yards and two touchdowns on 14 rushes.

Sophomore wide receiver Laquon Treadwell had five catches for 53 yards, while fellow sophomore wideout Quincy Adebeyejo had two catches for a career-high 64 yards and a touchdown. On the ground, junior running back Jaylen Walton had nine carries for 49 yards.

Defensively, the Rebels forced three turnovers, upping their season total to an SEC-high 13, and returned two of the turnovers for scores. The front seven also had a very strong night. In addition to recording two sacks, Ole Miss held Texas A&M to 54 yards rushing, which is 134 yards shy of its season average.

Ole Miss	14	7	7	7	—	35
Texas A&M	0	0	7	13	—	20
1st Quarter						
9:32	OM	B. Wallace 4-yard run (G. Wunderlich kick)				7-0
2:04	OM	B. Wallace 10-yard run (G. Wunderlich kick)				14-0
2nd Quarter						
11:56	OM	C. Prewitt 75-yard interception return (G. Wunderlich kick)				21-0
3rd Quarter						
7:05	TAMU	T. Williams 3-yard run (J. Lambo kick)				21-7
0:13	OM	Q. Adebeyejo 33-yard pass from B. Wallace (G. Wunderlich kick)				28-7
4th Quarter						
14:48	OM	K. Lewis 21-yard fumble recovery (G. Wunderlich kick)				35-7
8:47	TAMU	J. Reynolds 24-yard pass from K. Hill (J. Lambo kick)				35-14
0:00	TAMU	S. Holmes 13-yard pass from K. Hill				35-20

Team Stats	OM	TAMU	Individual Leaders	
First Downs	17	27	Rushing	
Rushes-Yards	35-160	35-54	OM:	B. Wallace, 14-50 (2 TDs)
Passing Yards	178	401		J. Walton, 9-49
Comp.-Att.-Int.	13-19-0	42-53-2		M. Dodson, 4-22
Total Plays-Yards	54-338	88-455	TAMU:	T. Carson, 11-29
Fumbles-Lost	1-0	2-1	Passing	
Penalties-Yards	2-20	6-52	OM:	B. Wallace, 13-19-0-178 (TD)
Punts-Avg.	8-43.4	6-50.7	TAMU:	K. Hill, 42-53-2-401 (2 TDs)
Punt Returns-Avg.	0-0.0	2-9.5	Receiving	
KO Returns-Avg.	2-29.5	4-20.3	OM:	L. Treadwell, 5-53
Interceptions-Yds.	2-75	0-0		Q. Adebeyejo, 2-64 (TD)
Possession Time	27:20	32:40	TAMU:	S. Noil, 11-105
3rd Down Conv.	2-10	7-18		R. Seals-Jones, 7-84
4th Down Conv.	0-0	2-3		J. Reynolds, 6-74 (TD)
Sacks By-Yards	2-26	2-18		

#3 OLE MISS 34, TENNESSEE 3

Game #7 • Oct. 18, 2014

Attendance: 62,081 • Vaught-Hemingway Stadium • Oxford, Miss.

OXFORD, Miss. - Gosh almighty, that defense is good.

As it has done all season, the No. 3 Ole Miss football team displayed an impressive performance en route to a victory, and as has been the case throughout the year, it was the Rebels' famed "Landshark" defense that shined brightest. Holding the visiting Tennessee Volunteers to zero yards rushing, Ole Miss cruised to a 34-3 victory and improved to 7-0 on the year and 4-0 in the Southeastern Conference.

"I'm really proud of a lot of things tonight. There are also a lot of things that will most certainly keep us grounded," Ole Miss head coach Hugh Freeze said. "We need to work on some things to be more efficient and get better. We're a team that plays to our strengths until we get the right opening. We're playing so well right now. We held them to zero rushing yards. Our punt and coverage unit is playing so solid. ... We found some things right before the half and were able to get more efficient rushing the ball. Offensively, we didn't turn the ball over. That's huge in league games. Hopefully that trend will continue."

Playing in front of the third-largest crowd in Vaught-Hemingway Stadium's history (62,081), Ole Miss forced four turnovers and a turnover on downs. As a unit, the Rebels now have 15 interceptions on the year, which leads the country, and the Ole Miss defense has forced a turnover in 30 straight games, which is the second longest active streak among FBS schools.

Individually, CB Senquez Golson continued his fantastic senior campaign by picking off two passes, giving him seven on the year, which is tied for the fourth most in a season in program history. Similarly, DE Marquis Haynes continued his fantastic freshman campaign with 2.5 sacks and a fumble recovery.

With the defense playing as well as it is, Freeze said it has allowed them to be a bit more conservative with their offensive play calling so as to not give the opposition a shorter field with a turnover.

"You can tell from our play calling that we're comfortable as long as the defense is playing like they are," Freeze said. "We're very cautious at times. You have to figure if we can score 17-20 points then we have a chance to win a lot of games with the way we're playing."

Senior QB Bo Wallace threw for 199 yards, two touchdowns and no turnovers. Wallace still has yet to turn the ball over in SEC play, while throwing seven touchdowns and running in another two.

Junior RB Jaylen Walton led Ole Miss on the ground with 60 yards and one touchdown, while senior WR Vince Sanders paced the Rebels through the air with 108 yards receiving and one touchdown.

Tennessee	0	3	0	0	—	3
Ole Miss	0	14	10	10	—	34
2nd Quarter						V-H
12:40	UT	A. Medley 27-yard field goal				3-0
5:08	OM	V. Sanders 39-yard pass from B. Wallace (G. Wunderlich kick)				3-7
1:51	OM	J. Walton 7-yard run (G. Wunderlich kick)				3-14
3rd Quarter						
2:04	OM	G. Wunderlich 34-yard field goal				3-17
1:50	OM	E. Ingram 28-yard pass from B. Wallace (G. Wunderlich kick)				3-24
4th Quarter						
7:53	OM	G. Wunderlich 27-yard field goal				3-27
0:31	OM	M. Dodson 8-yard run (G. Wunderlich kick)				3-34

Team Stats	UT	OM	Individual Leaders	
First Downs	10	18	Rushing	
Rushes-Yards	28-0	47-180	UT:	J. Hurd, 13-40
Passing Yards	191	203	OM:	J. Walton, 10-60 (TD)
Comp.-Att.-Int.	19-34-3	14-31-0		J. Wilkins, 6-45
Total Plays-Yards	62-191	78-383		B. Wallace, 17-33
Fumbles-Lost	3-1	0-0	Passing	
Penalties-Yards	3-23	1-15	UT:	J. Worley, 19-34-3-191
Punts-Avg.	9-45.6	9-48.2	OM:	B. Wallace, 13-28-0-199 (2 TDs)
Punt Returns-Avg.	6-3.5	2--1.5	Receiving	
KO Returns-Avg.	3-26.7	2-19.5	UT:	J. Malone, 5-75
Interceptions-Yds.	0-0	3-19		V. Pearson, 5-26
Possession Time	26:56	33:04	OM:	V. Sanders, 4-108 (TD)
3rd Down Conv.	3-16	7-20		L. Treadwell, 4-43
4th Down Conv.	0-1	1-1		E. Ingram, 1-28 (TD)
Sacks By-Yards	6-27	7-41		

#23 LSU 10, #3 OLE MISS 7

Game #8 • Oct. 25, 2014

Attendance: 102,321 • Tiger Stadium • Baton Rouge, La.

BATON ROUGE, La. - The No. 3 Ole Miss football team forced four turnovers at No. 23 LSU on Saturday night, but the Ole Miss offense couldn't find a rhythm and the Rebels (7-1, 4-1 Southeastern Conference) lost their first game of the season, 10-7.

While the Ole Miss "Landshark" defense further cemented itself as one of the best in the country, the offense couldn't get enough points to support it, proving to be the difference in the game.

Seniors Deterrian Shackelford and Cody Prewitt each forced fumbles in the first half, while senior Senquez Golson and junior Mike Hilton each picked off passes in the second half.

Senior quarterback Bo Wallace finished 14-33 for 176 yards, with one touchdown and one interception. Wallace also ran for a team-high 40 yards on a dozen rushes.

Sophomore wide receiver Laquon Treadwell led Ole Miss through the air with 70 yards receiving on four catches. Junior wide receiver Cody Core had four catches for 45 yards, and scored Ole Miss' lone touchdown.

The Rebels hadn't allowed an opponent to top 200 rushing yards all season, but couldn't stop the Tigers' three-headed monster of Leonard Fournette, Kenny Hilliard and Terrence Magee, who led the way for LSU en route to 264 rushing yards. In doing so, LSU (7-2, 3-2 SEC) won the time of possession battle by 12 minutes despite logging just three more total plays.

Ole Miss was fortunate in the first quarter to escape with a 7-0 lead. On its opening drive, LSU drove down to the Rebels' 12-yard line, but missed wide left on a 28-yard field goal attempt. Then, on its second drive of the game, LSU again drove down the field, but fumbled at the 1-yard line and Prewitt recovered the ball in the end zone for a touchback.

The Rebels' offense took advantage of the turnover, going 80 yards in six plays, finishing with a 15-yard touchdown pass from Wallace to Core. It was Core's team-leading fifth touchdown reception of the year.

LSU got on the board with 2:47 remaining in the half on a 21-yard field goal to cut the Ole Miss lead to 7-3 going into the break.

After a scoreless third quarter, LSU seized the lead in the fourth quarter with a 3-yard touchdown pass to senior tight end Logan Stokes with 5:07 remaining.

Ole Miss couldn't answer the Tigers in the fourth quarter, as Wallace was intercepted with two seconds left, marking the first time all year he has been picked off in SEC play.

The Ole Miss defense, which entered Saturday night tied for the lead nationally with 15 interceptions, now has 17 picks. The Rebels have also now caused a turnover in 31 consecutive games, which is the second longest active streak in the country.

Ole Miss	7	0	0	0	—	7
LSU	0	3	0	7	—	10
1st Quarter						V-H
0:07	OM	C. Core 15-yard pass from B. Wallace (G. Wunderlich kick)				7-0
2nd Quarter						
2:47	LSU	C. Delahoussaye 21-yard field goal				7-3
4th Quarter						
5:07	LSU	L. Stokes 3-yard pass from A. Jennings (C. Delahoussaye kick)				7-10

Team Stats	OM	LSU	Individual Leaders	
First Downs	15	22	Rushing	
Rushes-Yards	34-137	55-264	OM:	B. Wallace, 12-40
Passing Yards	176	142		I. Mathers, 8-35
Comp.-Att.-Int.	14-34-1	8-16-2	LSU:	L. Fournette, 23-113
Total Plays-Yards	68-313	71-406		T. Magee, 12-74
Fumbles-Lost	1-0	3-2		K. Hilliard, 12-63
Penalties-Yards	8-52	5-45	Passing	
Punts-Avg.	8-40.6	4-39.2	OM:	B. Wallace, 14-33-1-176 (TD)
Punt Returns-Avg.	1-1.0	2-0.0	LSU:	A. Jennings, 8-16-2-142 (TD)
KO Returns-Avg.	2-18.0	2-28.5	Receiving	
Interceptions-Yds.	2-0	1-1	OM:	L. Treadwell, 4-71
Possession Time	24:00	36:00		C. Core, 4-45 (TD)
3rd Down Conv.	5-17	5-13	LSU:	T. Magee, 2-45
4th Down Conv.	1-3	1-1		T. Quinn, 2-42
Sacks By-Yards	0-0	2-7		