


# 2005 SEASON REVIEW



*Stacy Tutt, UR*



*Brian Hulea, VU*



*Sean McDonnell, UNH*

# 2005 CONFERENCE REVIEW

## FINAL STANDINGS

	ATLANTIC 10				OVERALL			
	W-L	PCT.	PF	PA	W-L	PCT.	PF	PA
<b>NORTH</b>								
New Hampshire* (NCAA)	7-1	.875	344	211	11-2	.846	542	299
Massachusetts	6-2	.750	178	95	7-4	.636	259	146
Hofstra	5-3	.625	206	171	7-4	.636	338	222
Maine	3-5	.375	150	251	5-6	.455	216	283
Northeastern	2-6	.250	182	250	2-9	.182	248	340
Rhode Island	2-6	.250	187	241	4-7	.364	312	306
<b>SOUTH</b>								
Richmond* (NCAA)	7-1	.875	240	143	9-4	.692	349	234
James Madison	5-3	.625	243	130	7-4	.636	391	168
Delaware	3-5	.375	163	187	6-5	.545	274	264
Towson	3-5	.375	201	353	6-5	.545	238	372
William & Mary	3-5	.375	227	240	5-6	.455	357	283
Villanova	2-6	.250	185	278	4-7	.364	257	350

\*Atlantic 10 champions

## WEEKLY HONOR ROLL

### Offensive Players of the Week

Sept. 4	David Ball, WR (UNH)
Sept. 11	Omar Cuff, RB (UD)
Sept. 18	Ricky Santos, QB (UNH)
Sept. 25	Andrae Brown, WR (TU)
Oct. 2	Ricky Santos, QB (UNH)
Oct. 9	Elijah Brooks, TB (WM)
Oct. 16	Jake Phillips, QB (WM)
Oct. 23	Ricky Santos, QB (UNH)
Oct. 30	David Ball, WR (UNH)
Nov. 6	Ricky Santos, QB (UNH)
Nov. 13	Stacy Tutt, QB (UR)
Nov. 20	Ricky Santos, QB (UNH)

### Defensive Players of the Week

Sept. 4	Brandon Smith, DB (UMass)
Sept. 11	Stephen Cason, CB (WM)
Sept. 18	Lance Gray, LB (UR) / Brian Hulea, LB (VU)
Sept. 25	Jason Hatchell, LB (UMass)
Oct. 2	Baron Flenory, SS (UNH)
Oct. 9	Brian Burnette, LB (UR)
Oct. 16	D.J. Talvacchio, LB (HOF)
Oct. 23	Ryan Nickell, LB (WM)
Oct. 30	Allyn Bacchus, FS (VU) / Bruno Dorismond, DT (UM)
Nov. 6	Jermaine Walker, LB (UM)
Nov. 13	John Mulhern, LB (UD)
Nov. 20	Adam Goloboski, LB (UR) / Tony LeZotte, FS (JMU)

### Rookies of the Week

Sept. 4	Anthony Orio, QB (NU)
Sept. 11	Jake Phillips, QB (WM)
Sept. 18	Joe Casey, FB (URI)
Sept. 25	John Sperrazza, QB (NU)
Oct. 2	Sean Schaefer, QB (TU)
Oct. 9	Sean Schaefer, QB (TU)
Oct. 16	Jake Phillips, QB (WM)
Oct. 23	Joe Casey, FB (URI) / Liam Coen, QB (UMass)
Oct. 30	Liam Coen, QB (UMass)
Nov. 6	Liam Coen, QB (UMass)
Nov. 13	Justin Barnes, LB (JMU) / Seth Williams, CB (UR)
Nov. 20	Stephen Purkey, DE (UD)

### Special Teams Players of the Week

Sept. 4	Alex Broomfield, KR/PR (NU)
Sept. 11	Justin Anselmo, LB (URI) / Michael Bland, DB (URI)
Sept. 18	Darrel Young, LB (VU)
Sept. 25	Rob Zarrilli, PK (HOF)
Oct. 2	Arel Gordon, KR/PR (UM)
Oct. 9	L.C. Baker, PR (JMU) / Stephen Cason, KR (WM)
Oct. 16	Michael Boyle, PR (UNH) / Armando Cuko, PK (UMass)
Oct. 23	Alfonso Dormu, DB (URI)
Oct. 30	Anthony Dabney, LB (UR)
Nov. 6	Allante Harrison, CB/PR (TU)
Nov. 13	George Byrd, LB (UMass)
Nov. 20	Jared White, P (NU)

## A-10 NCAA PLAYOFF RESULTS

**First Round – November 26**  
*New Hampshire 55, Colgate 21*  
*Richmond 38, Hampton 10*

**Quarterfinals – December 3**  
*Northern Iowa 24, New Hampshire 21*  
*Furman 24, Richmond 20*

Home team in *italics*

## NATIONAL HONORS

### Eddie Robinson Award

Sean McDonnell, UNH

### The Sports Network All-America Team

#### First-Team

LB	Brian Hulea, VU
DB	Shannon James, UMass
DB	Tony LeZotte, JMU

#### Second-Team

QB	Ricky Santos, UNH
WR	David Ball, UNH
TE	Jonathan Williams, UNH

#### Third-Team

RB	Omar Cuff, UD
OL	Willie Colon, HOF
OL	Matt Magerko, JMU
P	Christian Koegel, UMass

### Walter Camp All-America Team

QB	Ricky Santos, UNH
WR	David Ball, UNH
TE	Jonathan Williams, UNH
OL	Willie Colon, HOF
OL	Matt Magerko, JMU
LB	Brian Hulea, VU
DB	Shannon James, UMass
DB	Tony LeZotte, JMU
P	Christian Koegel, UMass

### AFCA All-America Team

WR	David Ball, UNH
OL	Willie Colon, HOF
LB	Brian Hulea, VU
DB	Shannon James, UMass

### Associated Press All-America Team

#### First-Team

WR	David Ball, UNH
TE	Jonathan Williams, UNH
OL	Matt Magerko, JMU
DB	Shannon James, UMass
DB	Tony LeZotte, JMU

#### Second-Team

LB	Brian Hulea, VU
DB	Jeff Pammer, UNH

#### Third-Team

QB	Ricky Santos, UNH
OL	Willie Colon, HOF
OL	Ben Lazarski, UM
PK	Rob Zarrilli, HOF



Jonathan Williams, UNH

# 2005 ALL-CONFERENCE TEAMS

## OFFENSE



**Ricky Santos, UNH**  
Offensive Player  
of the Year

Pos.	Player (School)
QB	Ricky Santos (UNH)
RB	Steve Baylark (UMass)
RB	Omar Cuff (UD)
FB/HB	Joe Casey (URI)
WR	David Ball (UNH)
WR	Marques Colston (HOF)
WR	J.J. Outlaw (VU)
TE	Jonathan Williams (UNH)
OL	Willie Colon (HOF)
OL	Ryan Gibbons (NU)
OL	Ben Lazarski (UM)
OL	Matt Magerko (JMU)
OL	Alex Miller (UMass)
OL	Mike Roseborough (NU)
PK	Rob Zarrilli (HOF)
KR	David Freeman (UR)



**Tony LeZotte, JMU**  
Defensive Player  
of the Year

Pos.	Player (School)
QB	Stacy Tutt (UR)
RB	Alvin Banks (JMU)
RB	Elijah Brooks (WM)
RB	Maurice Murray (NU)
FB/HB	Matt Trinkle (WM)
WR	Andrae Brown (TU)
WR	Devale Ellis (HOF)
WR	Cory Parks (NU)
TE	Adam Bratton (WM)
OL	Brent Caldwell (UMass)
OL	Corey Davis (JMU)
OL	Shamel Lewis (URI)
OL	Patrick Mulloy (WM)
OL	Brian Sims (UD)
OL	David Sundberg (UNH)
PK	Greg Kuehn (WM)
KR	Corey Graham (UNH)




**Joe Casey, URI**  
Offensive Rookie  
of the Year

Pos.	Player (School)
QB	Anton Clarkson (HOF)
RB	Terry Crenshaw (HOF)
RB	Maurice Fenner (JMU)
RB	Nick Williams (TU)
WR	Arel Gordon (UM)
WR	Brandon London (UMass)
WR	Kevin McMahan (UM)
TE	Casime Harris (JMU)
OL	Judd Altman (UR)
OL	Jermion Bushrod (TU)
OL	Christian Gaddis (VU)
OL	Cody Morris (WM)
OL	Tucker Peterson (UNH)
OL	Jed Prisby (HOF)
OL	Joe Ripple (TU)
PK	Connor McCormick (UNH)
KR	Rashaad Woodard (UD)



**Sherman Logan, UR**  
Defensive Rookie  
of the Year



**Christian Koegel, UMass**  
Special Teams  
Player of the Year



**Dave Clawson, UR**  
Coach of the Year

## DEFENSE

### First-Team

Cl.	Pos.	Player (School)	Cl.
So.	DL	Darrell Adams (VU)	Sr.
Jr.	DL	Sherman Logan (UR)	So.
So.	DL	Tom Parks (UD)	Sr.
Fr.	DL	Keron Williams (UMass)	Sr.
Jr.	DL	Kevin Winston (JMU)	Jr.
Sr.	LB	Adam Goloboski (UR)	Jr.
Sr.	LB	Cole Haley (HOF)	Sr.
Sr.	LB	Brian Hulea (VU)	Sr.
Sr.	LB	Jermaine Walker (UM)	Sr.
Sr.	CB	Allante Harrison (TU)	Sr.
Sr.	CB	Clint Kent (JMU)	Sr.
Sr.	S	Shannon James (UMass)	Sr.
Jr.	S	Tony LeZotte (JMU)	So.
Sr.	P	Christian Koegel (UMass)	Jr.
So.	PR	L.C. Baker (JMU)	So.

### Second-Team

Cl.	Pos.	Player (School)	Cl.
Sr.	DL	Stephen Bowen (HOF)	Sr.
Jr.	DL	Isai Bradshaw (JMU)	Sr.
Jr.	DL	Mike DeVito (UM)	Jr.
So.	DL	Daniel Garay (HOF)	Gr.
Jr.	DL	Derek Stank (UNH)	Sr.
Jr.	LB	Jason Hatchell (UMass)	So.
Sr.	LB	Akeem Jordan (JMU)	Jr.
Sr.	LB	John Mulhern (UD)	Sr.
Sr.	LB	Serge Tikum (UMass)	Sr.
Sr.	CB	Stephen Cason (WM)	Sr.
Jr.	CB	Corey Graham (UNH)	Jr.
Jr.	S	Allyn Bacchus (VU)	Jr.
Sr.	S	Jarrod Gomes (UM)	Sr.
Sr.	P	Chris Radford (UR)	Sr.
Sr.	PR	Michael Boyle	Fr.

### Third-Team

Cl.	Pos.	Player (School)	Cl.
Jr.	DL	Johnny Campbell (UR)	Jr.
Jr.	DL	Edward Greene (HOF)	Sr.
Jr.	DL	Dan Mangiero (UR)	Sr.
So.	DL	Adam O'Connor (WM)	Sr.
Jr.	LB	Brian Bradford (TU)	So.
Jr.	LB	Lance Gray (UR)	Jr.
Sr.	LB	Joe Mele (NU)	So.
Sr.	LB	Jamil Young (NU)	Jr.
Jr.	CB	Rodney Badger (VU)	Jr.
Jr.	CB	Daren Stone (UM)	Jr.
Jr.	S	Baron Flenory (UNH)	Sr.
Jr.	S	James Ihedigbo (UMass)	Jr.
Jr.	P	Adam James (VU)	Sr.
Jr.	PR	Aaron Love (UD)	Fr.

# 2005 ACADEMIC ALL-CONFERENCE TEAM

## OFFENSE

Name	School	Pos.	Cl.	Hometown	Major
Matt Austin	Massachusetts	G	So.	Reading, MA	Sport Management
John Bartemus	Maine	WR	Sr.	East Rochester, NY	Biology
Idriz Bauta	Villanova	OL	Fr.	Colts Neck, NY	Undeclared
Greg Benson	Delaware	OL	So.	Plantation, FL	Sport Administration
Joe Bleymaier	Delaware	WR	Sr.	Boise, ID	History
Anderson Braswell	James Madison	C	Sr.	Fayetteville, AR	Accounting
Mike Byrne	Delaware	OL	So.	Lititz, PA	Psychology/Criminal Justice
Tim Carignan	New Hampshire	OL	Sr.	Belmont, NH	Sociology
Ryan Carty	Delaware	QB	Jr.	Branchburg, NJ	Business Management
Sam Cherilus	Hofstra	WR	So.	Irvington, NJ	Business Comp. Info Science
Sean Connaghan	James Madison	TE	Sr.	Elysburg, PA	Marketing/Finance
Ben Davidson	Richmond	OL	Jr.	Pulaski, VA	Biology
Dennis Davis	Hofstra	QB	So.	Rutherford, NJ	Finance
Shawn Demaray	Maine	OL	So.	Livermore Falls, ME	Kinesiology & Physical Education
Fran Dempsey	Rhode Island	G	Jr.	Hazleton, PA	Secondary Education
John Dieser	Villanova	WR	Sr.	Bethlehem, PA	MBA Program
Kyle Edwards	Rhode Island	TE	Jr.	North Attleboro, MA	Political Science
Devale Ellis	Hofstra	WR	Sr.	Brooklyn, NY	Broadcast Journalism
Colin Gallagher	Rhode Island	K	Jr.	Hatboro, PA	Accounting
Andrew Goldbeck	Towson	QB	So.	Baltimore, MD	History
Jay Graber	Hofstra	QB	Fr.	Clarksburg, NJ	Business
Ron Halbruner	Towson	K	So.	Cape May, NJ	Psychology
Adam James	Villanova	K/P	Sr.	Marietta, GA	Master of Finance Program
Frank Jankowski	Villanova	QB	So.	Berwick, PA	Education
Miro Kesic	Northeastern	K	Sr.	Rocky River, OH	Mechanical Engineering
Jason Khouri	Northeastern	G	Sr.	Brockton, MA	Mechanical Engineering
Alex Koplin	Villanova	WR	Sr.	Pasadena, CA	Accounting
Evan Loring	New Hampshire	WR	Jr.	Chocorua, NH	Business Administration/Political Science
Matt Magerko	James Madison	G	Gr.	Farmham, VA	Sports Management
Josh Mason	Rhode Island	RB	So.	Wilkes-Barre, PA	Business
Kervin Michaud	Delaware	WR	Fr.	Levittown, PA	Civil Engineering/Mathematics
Steve Moll	Rhode Island	C	So.	Doylestown, PA	Secondary Education
Anthony Orio	Northeastern	QB	Fr.	Voorhess, NJ	Biochemistry
Justin Rascati	James Madison	QB	Jr.	Gainesville, FL	Kinesiology
Sonny Riccio	Delaware	QB	Sr.	Ellwood City, PA	Sport Administration
Kenny Scott	Towson	DB	So.	Sicklerville, NJ	Business Administration
Brandon Sebald	Hofstra	TE	Sr.	Stone Ridge, NY	Finance
John Sperrazza	Northeastern	QB	Fr.	Mansfield, MA	Criminal Justice
Matt Trinkle	William & Mary	FB/HB	Jr.	Allentown, PA	Government & Economics
Paul Wantuck	James Madison	K	Sr.	Manassas, VA	Marketing/Kinesiology



**Matt Magerko, JMU**  
Student-Athlete  
of the Year

## DEFENSE

Name	School	Pos.	Cl.	Hometown	Major
Brad Anderson	Massachusetts	LB	Jr.	Ijamsville, MD	Hospitality & Hotel Management
Mike Armstrong	Towson	DB	Gr.	Gwynn Oak, MD	Psychology
Johan Asker	New Hampshire	DL	Fr.	Karlstad, Sweden	Undeclared
Allyn Bacchus	Villanova	S	Jr.	Hampton, VA	Education
Ryan Beers	Richmond	DL	Jr.	Altoona, PA	Rhetoric & Communications
Brian Burnette	Richmond	LB	Sr.	Chesterfield, VA	Business Administration
J.C. Cooper	Villanova	LB	Jr.	Carlsbad, CA	Communications
David Darby	Hofstra	FS	Jr.	Sewell, NJ	Finance
Justyn Davis	Hofstra	DE	Jr.	Englewood, NJ	Film Studies & Production
Maurice Duper	New Hampshire	DB	Fr.	Balwinstville, NY	History
Mizrain Farley	Rhode Island	LB	Jr.	Daphne, AL	Psychology
Bryan Giannecchini	Rhode Island	P	So.	Cranford, NJ	Landscape Architecture
Alex Goyins	Maine	DB	Jr.	Berlin, NJ	Journalism
Corey Graham	New Hampshire	DB	Jr.	Buffalo, NY	Sociology
Damien Gresko	Rhode Island	LB	So.	Huntington, PA	Accounting
Cole Haley	Hofstra	LB	Sr.	Lititz, PA	Physical Education
Jason Hatchell	Massachusetts	LB	So.	Mullica Hill, NJ	Sport Management
Brian Hulea	Villanova	LB	Sr.	Canfield, OH	Education Grad Program
Barry Jeanson	Northeastern	SS	So.	Acton, MA	Entrepreneurship & New Venture Management
Erik Johnson	Delaware	LB	So.	Fairport, NY	Health & Physical Education
Zach Mariacher	Villanova	DB	So.	New Castle, PA	Management
Rocco Navarro	Maine	P	Jr.	Portland, ME	Kinesiology & Physical Education
Brian Neeley	William & Mary	DT	Jr.	Mechanicsville, VA	Marketing
Ryan Nickell	William & Mary	LB	Jr.	Yorktown, VA	Finance
Matt Parent	New Hampshire	LB	Fr.	Long Beach, CA	Business Administration
Tom Parks	Delaware	DT	Sr.	Pittsburgh, PA	Accounting
Keith Peacock	Rhode Island	DE	Sr.	Lancaster, PA	Accounting
Matt Perdoni	New Hampshire	DE	So.	Sherborn, MA	Studio Art
R.C. Scarpa	Hofstra	LB	So.	Clifton, NJ	Marketing
Justin Schweighardt	Massachusetts	DT	Sr.	Fort Lauderdale, FL	Sociology
Blake Shubert	Villanova	LB	So.	Fairfax Station, VA	Finance
Jon Shaw	William & Mary	S	Sr.	Altamonte Springs, FL	Business Marketing
A.J. Snook	New Hampshire	DB	Jr.	Lebanon, PA	Economics
Derek Stank	New Hampshire	DL	Sr.	Etters, PA	Pedagogy/Physical Education
D.J. Talvacchio	Hofstra	LB	Jr.	Franklinville, NJ	Physical Education
Stephan Toth	Towson	P	Jr.	Jacksonville, FL	Political Science
Joe Vanidestine	Maine	DB	Sr.	Bangor, ME	Business
John Webb	Towson	LB	So.	Sicklerville, NJ	Biology
Jared White	Northeastern	P	Jr.	Daleville, VA	Management

# 2005 INDIVIDUAL STATISTICS

## PASSING EFFICIENCY

Player	G	Comp.-Att.	Pct.	Yards	TD	INT	Rating
RICKY SANTOS (UNH)	.13	301-429	70.2	3797	39	9	170.3
JUSTIN RASCATI (JMU)	.11	149-214	69.6	1822	17	5	162.7
ANTON CLARKSON (HOF)	.10	238-361	65.9	3020	18	10	147.1
JAKE PHILLIPS (WM)	.10	123-192	64.1	1564	12	7	145.8
LIAM COEN (UMass)	.10	175-274	63.9	2175	10	7	137.5
SEAN SCHAEFER (TU)	.11	226-365	61.9	2772	20	17	134.5
Stacy Tutt (UR)	.13	170-297	57.2	2219	16	9	131.7
Frank Jankowski (VU)	.11	261-421	62.0	3058	18	17	129.0
RON WHITCOMB (UM)	.11	205-357	57.4	2219	16	13	117.1
Sonny Riccio (UD)	.11	175-316	55.4	1869	13	5	115.5

## RUSHING YARDS

Player	G	Att.	Yards	Avg.	TD	Yds/G
JOE CASEY (URI)	.11	235	1245	5.3	8	113.2
OMAR CUFF (UD)	.11	249	1205	4.8	14	109.5
STEVE BAYLARK (UMass)	.11	255	1057	4.1	9	96.1
MAURICE MURRAY (NU)	.11	222	998	4.5	10	90.7
ELIJAH BROOKS (WM)	.11	207	944	4.6	9	85.8
ALVIN BANKS (JMU)	.11	169	940	5.6	9	85.5
NICK WILLIAMS (TU)	.11	192	911	4.7	7	82.8
John McCoy (UNH)	.12	176	942	5.4	7	78.5
Montell Owens (UM)	.10	184	779	4.2	9	77.9
TERRY CRENSHAW (HOF)	.11	149	817	5.5	6	74.3

## RECEIVING YARDS

Player	G	Rec.	Yards	Avg.	TD	RPG	Yds/G
DAVID BALL (UNH)	.13	87	1551	17.8	24	6.69	119.3
Marques Colston (HOF)	.11	70	975	13.9	5	6.36	88.6
Devale Ellis (HOF)	.11	74	943	12.7	5	6.73	85.7
Cory Parks (NU)	.10	50	840	16.8	6	5.00	84.0
Kevin McMahan (UM)	.11	59	893	15.1	13	5.36	81.2
J.J. Outlaw (VU)	.11	83	878	10.6	7	7.55	79.8
ANDRAE BROWN (TU)	.11	63	870	13.8	8	5.73	79.1
John Dieser (VU)	.11	55	805	14.6	6	5.00	73.2
JOE NICHOLAS (WM)	.10	52	731	14.1	5	5.20	73.1
BRANDON LONDON (UMass)	.11	60	774	12.9	3	5.45	70.4

## SCORING

Player	G	TD	2PT	PAT	FG	Pts.	Avg.
DAVID BALL (UNH)	.13	24	2	0	0	146	11.2
OMAR CUFF (UD)	.11	18	0	0	0	108	9.8
Joseph Fore (UR)	.11	0	0	36	16	84	7.6
ROB ZARRILLI (HOF)	.11	0	0	33	17	84	7.6
Greg Kuehn (WM)	.11	0	0	43	13	82	7.5
Kevin McMahan (UM)	.11	13	0	0	0	78	7.1
Connor McCormick (UNH)	.13	0	0	67	8	91	7.0
Jayson Davis (URI)	.10	11	2	0	0	68	6.8
ELIJAH BROOKS (WM)	.11	11	0	0	0	66	6.0
STEVE BAYLARK (UMass)	.11	11	0	0	0	66	6.0


## TOTAL OFFENSE

Player	G	Rush	Pass	Total	Plays	Yds/G
RICKY SANTOS (UNH)	.13	505	3797	4302	548	330.9
AN TON CLARKSON (HOF)	.10	-53	3020	2967	435	296.7
Frank Jankowski (VU)	.11	-110	3058	2948	475	268.0
SEAN SCHAEFER (TU)	.11	-14	2772	2758	430	250.7
Stacy Tutt (UR)	.13	828	2219	3047	472	234.4
LIAM COEN (UMass)	.10	4	2175	2179	305	217.9
Sonny Riccio (UD)	.11	413	1869	2282	424	207.5
RON WHITCOMB (UM)	.11	25	2219	2244	469	204.0
JUSTIN RASCATI (JMU)	.11	306	1822	2128	292	193.5
JAKE PHILLIPS (WM)	.10	183	1564	1747	263	174.7

Returning Players in CAPS



David Ball of New Hampshire set an Atlantic 10 single-season record with 24 touchdown receptions.



Rhode Island's Jayson Davis led all Atlantic 10 quarterbacks in 2005 with 68 points.

# 2005 INDIVIDUAL STATISTICS

## KICKOFF RETURNS

Player	G	No.	Yds.	TD	Avg.
David Freeman (UR)	.12	20	532	0	26.6
COREY GRAHAM (UNH)	.13	31	778	1	25.1
RASHAAD WOODARD (UD)	.11	31	763	0	24.6
Rocky Brown (TU)	.11	14	328	0	23.4
Jarrold Gomes (UM)	.11	14	327	0	23.4
Stephen Cason (WM)	.11	20	453	1	22.6
KAREEM HUGGINS (HOF)	.11	15	339	0	22.6
ALEX BROOMFIELD (NU)	.11	26	569	1	21.9
ERIC YANCEY (TU)	.10	10	213	0	21.3
AREL GORDON (UM)	.11	15	300	0	20.0

## PUNT RETURNS

Player	G	No.	Yds.	TD	Avg.
MICHAEL BOYLE (UNH)	.13	27	411	2	15.2
L.C. BAKER (JMU)	.9	18	209	2	11.2
AARON LOVE (UD)	.11	27	286	0	10.6
AREL GORDON (UM)	.11	13	114	1	8.8
Allante Harrison (TU)	.11	12	92	0	7.7
Rod Chance (URI)	.11	12	89	0	7.4
J.J. Outlaw (VU)	.11	19	127	0	6.7
Josh Lustig (WM)	.11	17	108	0	6.4
RYAN MACE (UR)	.12	26	162	0	6.2
ALEX BROOMFIELD (NU)	.11	12	63	0	5.2

## PUNTING

Player	G	No.	Yds.	Avg.
CHRISTIAN KOEGEL (UMass)	.11	49	2108	43.0
Adam James (VU)	.11	47	1887	40.1
BLAIR PRITCHARD (WM)	.9	45	1775	39.4
Chris Radford (UR)	.13	66	2562	38.8
Nick Englehart (JMU)	.11	39	1496	38.4
Joe Nolan (HOF)	.9	42	1608	38.3
MATT HENRY (UNH)	.13	45	1682	37.4
BRYAN GIANNECCHINI (URI)	.11	42	1518	36.1
JARED WHITE (NU)	.11	57	2042	35.8
Rocco Navarro (UM)	.10	57	2036	35.7

## KICKING

Player	PAT-Att.	FG-Att.	Pts.
Connor McCormick (UNH)	.67-71	8-12	91
ROB ZARRILLI (HOF)	.33-36	17-19	84
Joseph Fore (UR)	.36-39	16-20	84
Greg Kuehn (WM)	.43-44	13-22	82
Miro Kesic (NU)	.27-27	13-19	66
COLIN GALLAGHER (URI)	.35-36	10-14	65
RON HALBRUNER (TU)	.43-47	6-8	61
ZACH HOBBY (UD)	.29-30	7-8	50
ARMANDO CUKO (UMass)	.27-32	6-13	45
JOE MARCOUX (VU)	.17-20	3-4	26

## INTERCEPTIONS

Player	G	No.	Yds.	Avg.	TD
Etienne Boulay (UNH)	.13	5	41	8.2	0
DAREN STONE (UM)	.11	5	28	5.6	0
Stephen Cason (WM)	.11	4	82	20.5	1
Shannon James (UMass)	.11	4	63	15.7	1
Clint Kent (JMU)	.11	4	51	12.7	1
BRANDON SMITH (UMass)	.11	3	129	43.0	0
AKEEM JORDAN (JMU)	.11	3	91	30.3	1
COREY GRAHAM (UNH)	.13	3	76	25.3	1
RODNEY BADGER (VU)	.11	3	54	18.0	1
Baron Flenory (UNH)	.13	3	42	14.0	0
Jonathan Shaw (WM)	.11	3	34	11.3	0
KENNY SCOTT (TU)	.11	3	32	10.6	0
JEFF PAMMER (UNH)	.12	3	8	2.6	0
Mark Rutberg (UNH)	.12	3	7	2.3	0


## TACKLES

Player	G	UT	AT	TT
Brian Hulea (VU)	.11	59	76	135
ADAM GOLOBOSKI (UR)	.12	55	76	131
JEFF PAMMER (UNH)	.12	60	63	123
ALLYN BACCHUS (VU)	.11	66	52	118
Cole Haley (HOF)	.11	56	61	117
Jermaine Walker (UM)	.11	64	50	114
JOSH RUTTER (WM)	.11	45	64	109
JASON HATCHELL (UMass)	.11	42	65	107
COREY GRAHAM (UNH)	.13	73	31	104
John Mulhern (UD)	.11	48	49	97

## SACKS

Player	No.
SHERMAN LOGAN (UR)	.11.5
KEVIN WINSTON (JMU)	.8.0
JAMES IHEDIGBO (UMass)	.7.5
JOHNNY CAMPBELL (UR)	.7.5
MIKE DeVITO (UM)	.6.5
Daniel Garay (HOF)	.6.0
Jonas Watson (WM)	.6.0
MATT CAMPOPIANO (NU)	.6.0
Stephen Bowen (HOF)	.5.5
Edward Greene (HOF)	.5.5

Returning Players in CAPS



Greg Kuehn of William & Mary made 13 field goals in 2005 to raise his career total to 59, tops in I-AA history.

# 2005 TEAM STATISTICS

## TOTAL OFFENSE

Team	G	Rush	Pass	Total	Plays	Yds/G
New Hampshire	.13	2520	3901	6421	980	493.9
Hofstra	.11	1357	3371	4728	781	429.8
Rhode Island	.11	3504	1177	4681	841	425.5
Towson	.11	1499	2968	4467	799	406.1
James Madison	.11	2579	1869	4448	711	404.4
Villanova	.11	1148	3284	4432	811	402.9
Richmond	.13	2465	2492	4957	918	381.3
Massachusetts	.11	1465	2707	4172	775	379.3
William & Mary	.11	1752	2406	4158	736	378.0
Delaware	.11	2145	1886	4031	786	366.5
Maine	.11	1358	2358	3716	816	337.8
Northeastern	.11	1698	1897	3595	742	326.8

## PASSING OFFENSE

Team	G	Comp.	Att.	Yds.	Yds/G
Hofstra	.11	271	416	3371	306.5
New Hampshire	.13	310	445	3901	300.1
Villanova	.11	456	284	3284	298.5
Towson	.11	390	238	2968	269.8
Massachusetts	.11	350	214	2707	246.1
William & Mary	.11	319	201	2406	218.7
Maine	.11	380	215	2358	214.4
Richmond	.13	378	201	2492	191.7
Northeastern	.11	276	141	1897	172.5
Delaware	.11	326	177	1886	171.5
James Madison	.11	225	154	1869	169.9
Rhode Island	.11	160	70	1177	107.0

## RUSHING OFFENSE

Team	G	Att.	Yds.	Yds/G
Rhode Island	.11	681	3504	318.5
James Madison	.11	486	2579	234.5
Delaware	.11	460	2145	195.0
New Hampshire	.13	535	2520	193.8
Richmond	.13	540	2465	189.6
William & Mary	.11	417	1752	159.3
Northeastern	.11	466	1698	154.4
Towson	.11	409	1499	136.3
Massachusetts	.11	425	1465	133.2
Maine	.11	436	1358	123.5
Hofstra	.11	365	1357	123.4
Villanova	.11	355	1148	104.4

## SCORING OFFENSE

Team	G	Pts.	Avg.
New Hampshire	.13	542	41.7
James Madison	.11	391	35.5
William & Mary	.11	358	32.5
Towson	.11	345	31.4
Hofstra	.11	338	30.7
Rhode Island	.11	312	28.4
Richmond	.13	349	26.8
Delaware	.11	274	24.9
Massachusetts	.11	259	23.4
Villanova	.11	257	23.4
Northeastern	.11	248	22.5
Maine	.11	216	19.6

## TOTAL DEFENSE

Team	G	Rush	Pass	Total	Plays	Yds/G
Massachusetts	.11	1277	1596	2873	684	261.2
James Madison	.11	1175	1991	3166	718	287.8
Maine	.11	1596	1985	3581	755	325.5
Richmond	.13	1561	2850	4411	912	339.3
Hofstra	.11	1644	2205	3849	838	349.9
Delaware	.11	1316	2694	4010	798	364.5
Towson	.11	1941	2150	4091	740	371.9
Villanova	.11	2083	2105	4188	765	380.7
William & Mary	.11	1816	2462	4278	782	388.9
New Hampshire	.13	1950	3179	5129	1045	394.5
Rhode Island	.11	1853	2548	4401	793	400.1
Northeastern	.11	2134	2329	4463	760	405.7

## PASSING DEFENSE

Team	G	Comp.	Att.	Yards	Yds/G
Massachusetts	.11	136	247	1596	145.1
Maine	.11	170	316	1985	180.5
James Madison	.11	183	325	1991	181.0
Villanova	.11	165	280	2105	191.4
Towson	.11	170	301	2150	195.5
Hofstra	.11	194	360	2205	200.5
Northeastern	.11	182	269	2329	211.7
Richmond	.13	260	451	2850	219.2
William & Mary	.11	206	340	2462	223.8
Rhode Island	.11	216	335	2548	231.6
New Hampshire	.13	287	515	3179	244.5
Delaware	.11	234	383	2694	244.9

## RUSHING DEFENSE

Team	G	Att.	Yards	Yds/G
James Madison	.11	393	1175	106.8
Massachusetts	.11	437	1277	116.1
Delaware	.11	415	1316	119.6
Richmond	.13	461	1561	120.1
Maine	.11	439	1596	145.1
Hofstra	.11	478	1644	149.5
New Hampshire	.13	530	1950	150.0
William & Mary	.11	442	1816	165.1
Rhode Island	.11	458	1853	168.5
Towson	.11	439	1941	176.5
Villanova	.11	485	2083	189.4
Northeastern	.11	491	2134	194.0

## SCORING DEFENSE

Team	G	Pts.	Avg.
Massachusetts	.11	146	13.3
James Madison	.11	168	15.3
Richmond	.13	231	17.8
Hofstra	.11	222	20.2
New Hampshire	.13	289	22.2
Delaware	.11	264	24.0
William & Mary	.11	283	25.7
Maine	.11	283	25.7
Rhode Island	.11	306	27.8
Northeastern	.11	340	30.9
Villanova	.11	350	31.8
Towson	.11	372	33.8

# 2005 NCAA LEADERS

Team	G	TAKEAWAYS			GIVEAWAYS			Margin
		Fum.	Int.	Tot.	Fum.	Int.	Tot.	
New Hampshire	13	21	24	45	15	10	25	+20
William & Mary	11	8	19	27	10	9	19	+8
Northeastern	11	15	8	23	7	10	17	+6
James Madison	11	8	12	20	9	6	15	+5
Richmond	13	12	14	26	7	14	21	+5
Massachusetts	11	10	18	28	11	14	25	+3
Maine	11	13	11	24	7	15	22	+2
Delaware	11	5	8	13	6	6	12	+1
Towson	11	9	10	19	11	17	28	-9
Hofstra	11	5	12	17	16	12	28	-11
Rhode Island	11	12	7	19	20	10	30	-11
Villanova	11	7	6	13	12	17	29	-16

## TEAM RANKINGS

### RUSHING OFFENSE

Rhode Island	3rd
James Madison	13th
Delaware	28th
New Hampshire	30th
Richmond	34th
William & Mary	49th
Northeastern	55th
Towson	68th
Massachusetts	70th
Maine	83rd
Hofstra	84th
Villanova	108th

### PASSING OFFENSE

Hofstra	3rd
New Hampshire	5th
Villanova	6th
Towson	16th
Massachusetts	25th
William & Mary	40th
Maine	43rd
Richmond	60th
Northeastern	73rd
Delaware	74th
James Madison	76th
Rhode Island	110th

### TOTAL OFFENSE

William & Mary	10th
Hofstra	17th
New Hampshire	18th
Northeastern	24th
Delaware	40th
James Madison	52nd
Villanova	53rd
Massachusetts	54th
Rhode Island	56th
Maine	63rd
Richmond	81st
Towson	94th

### SCORING OFFENSE

New Hampshire	3rd
James Madison	11th
William & Mary	20th
Towson	24th
Hofstra	29th
Rhode Island	38th
Richmond	49th
Delaware	63rd
Massachusetts	73rd
Villanova	74th
Northeastern	79th
Maine	94th

### RUSHING DEFENSE

James Madison	9th
Massachusetts	17th
Delaware	20th
Richmond	22nd
Maine	43rd
Hofstra	49th
New Hampshire	50th
William & Mary	62nd
Rhode Island	73rd
Towson	78th
Villanova	94th
Northeastern	97th

### PASSING DEFENSE

Massachusetts	5th
Maine	30th
James Madison	31st
Villanova	46th
Towson	56th
Hofstra	64th
Northeastern	81st
Richmond	90th
William & Mary	95th
Rhode Island	100th
New Hampshire	107th
Delaware	108th

### TOTAL DEFENSE

Villanova	10th
Delaware	23rd
James Madison	28th
Northeastern	52nd
Towson	55th
Massachusetts	61st
Richmond	64th
William & Mary	68th
Rhode Island	80th
Hofstra	92nd
New Hampshire	96th
Maine	98th

### SCORING DEFENSE

Massachusetts	1st
James Madison	5th
Richmond	12th
Hofstra	24th
New Hampshire	35th
Delaware	49th
Maine	59th
William & Mary	59th
Rhode Island	77th
Northeastern	90th
Villanova	95th
Towson	104th

## INDIVIDUAL LEADERS

RUSHING	AVG
15. Joe Casey, Rhode Island	113.1
20. Omar Cuff, Delaware	109.5

PASSING EFFICIENCY	RATING
3. Ricky Santos, New Hampshire	170.3
8. Justin Rascati, James Madison	162.7
15. Anton Clarkson, Hofstra	147.1
16. Jake Phillips, William & Mary	145.8
22. Liam Coen, Massachusetts	137.5
25. Sean Schaefer, Towson	134.5

COMPLETIONS	CPG
6. Anton Clarkson, Hofstra	23.8
7. Frank Jankowski, Villanova	23.7
8. Ricky Santos, New Hampshire	23.1
14. Sean Schaefer, Towson	20.5
21. Ron Whitcomb, Maine	18.6

TOTAL OFFENSE	YPG
4. Ricky Santos, New Hampshire	320.4
7. Anton Clarkson, Hofstra	296.7
16. Frank Jankowski, Villanova	268.0
23. Sean Schaefer, Towson	250.7

ALL-PURPOSE	YPG
12. Omar Cuff, Delaware	147.1
17. Moe Gibson, Villanova	139.5

RECEIVING YARDS	YPG
4. David Ball, New Hampshire	119.3
14. Marques Colston, Hofstra	88.6
16. Devale Ellis, Hofstra	85.7
18. Cory Parks, Northeastern	84.0
21. Kevin McMahan, Maine	81.1
22. J.J. Outlaw, Villanova	79.8
25. Andrae Brown, Towson	79.0

RECEPTIONS	RPG
4. J.J. Outlaw, Villanova	7.55
8. Devale Ellis, Hofstra	6.73
9. David Ball, New Hampshire	6.69
10. Marques Colston, Hofstra	6.36
(tie) Arel Gordon, Maine	6.36
20. Andrae Brown, Towson	5.73

KICK RETURNS	AVG
11. David Freeman, Richmond	26.60
19. Corey Graham, New Hampshire	25.10
22. Rashaad Woodard, Delaware	24.61

PUNT RETURNS	AVG
7. Michael Boyle, New Hampshire	15.22
21. L.C. Baker, James Madison	11.61

PUNTING	AVG
3. Christian Koegel, Massachusetts	43.02
18. Adam James, Villanova	40.52

TACKLES	AVG
3. Brian Hulea, Villanova	12.27
11. Adam Goloboski, Richmond	10.92
15. Allyn Bacchus, Villanova	10.73
17. Cole Haley, Hofstra	10.64
23. Jermaine Walker, Maine	10.36

SACKS	AVG
8. Sherman Logan, Richmond	0.88
22. Kevin Winston, James Madison	0.73

INTERCEPTIONS	AVG
15. Daren Stone, Maine	0.45

There were 116 I-AA programs in 2005.

# A-10 IN THE NATIONAL RANKINGS

## THE SPORTS NETWORK

(Final)

1. Appalachian State (78)	1,950
2. Northern Iowa	1,871
3. Furman	1,741
4. Texas State	1,734
<b>5. NEW HAMPSHIRE</b>	<b>1,637</b>
6. Cal Poly	1,506
7. Southern Illinois	1,442
<b>8. RICHMOND</b>	<b>1,370</b>
9. Georgia Southern	1,118
10. Hampton	1,113
11. Grambling State	1,097
12. Montana	1,093
13. Eastern Washington	967
14. Youngstown State	845
15. Brown	746
16. Eastern Illinois	683
17. Nicholls State	607
18. Montana State	602
<b>19. MASSACHUSETTS</b>	<b>494</b>
20. South Carolina State	468
21. Lafayette	446
22. Illinois State	380
23. Colgate	340
24. Coastal Carolina	328
<b>25. JAMES MADISON</b>	<b>220</b>

First-place votes in parenthesis

## ESPN/USA TODAY

(Final)

1. Appalachian State (25)	625
2. Northern Iowa	600
3. Furman	564
4. Texas State	559
<b>5. NEW HAMPSHIRE</b>	<b>514</b>
6. Cal Poly	483
7. Southern Illinois	457
<b>8. RICHMOND</b>	<b>437</b>
9. Georgia Southern	386
10. Hampton	378
11. Montana	354
12. Grambling State	347
13. Eastern Washington	327
14. Youngstown State	241
15. Eastern Illinois	227
16. Nicholls State	212
17. Montana State	196
18. Brown	184
19. South Carolina State	169
20. Lafayette	152
<b>21. MASSACHUSETTS</b>	<b>149</b>
22. Colgate	128
23. Coastal Carolina	122
24. Illinois State	76
25. Lehigh	60

First-place votes in parenthesis

## SAGARIN RATINGS

(Final)

1. Appalachian State	
2. Northern Iowa	
3. Illinois State	
4. Texas State	
5. Southern Illinois	
6. Youngstown State	
7. Furman	
<b>8. NEW HAMPSHIRE</b>	
9. Cal Poly	
10. North Dakota State	
11. Eastern Washington	
12. Georgia Southern	
13. Nicholls State	
<b>14. RICHMOND</b>	
15. Montana	
<b>16. MASSACHUSETTS</b>	
17. Montana State	
18. Portland State	
<b>19. JAMES MADISON</b>	
<b>20. HOFSTRA</b>	
21. UC Davis	
22. Western Kentucky	
23. Brown	
24. Western Carolina	
25. South Dakota State	

### Atlantic 10 In the 2005 Polls

(The Sports Network/ESPN – USA Today Polls)

	UD	HOF	JMU	UM	UMass	UNH	NU	URI	UR	TU	VU	WM
Preseason	10/10	24/RV	1/1	RV/RV	15/16	7/8	RV/RV	--/--	--/--	--/--	RV/RV	9/9
Sept. 5	10/10	24/RV	1/1	RV/RV	15/16	7/8	RV/RV	--/--	--/--	--/--	RV/RV	11/9
Sept. 12	6/6	23/24	8/	RV/RV	25/RV	3/4	RV/RV	RV/RV	--/--	--/RV	RV/--	7/7
Sept. 19	6/6	17/17	7/7	--/--	24/25	2/3	--/--	25/23	--/--	--/--	RV/RV	16/16
Sept. 26	5/5	23/24	6/7	--/--	21/22	1/1	--/--	RV/RV	--/--	--/--	RV/RV	19/17
Oct. 3	13/13	RV/RV	5/5	--/--	18/18	1/1	--/RV	--/--	--/--	RV/RV	RV/--	17/17
Oct. 10	22/24	RV/RV	4/4	--/--	13/13	8/10	--/RV	--/--	--/--	RV/RV	--/--	11/11
Oct. 17	RV/RV	23/23	11/12	--/--	8/7	5/5	--/--	--/--	RV/RV	RV/RV	--/--	12/9
Oct. 24	RV/RV	RV/RV	17/17	--/--	7/6	4/4	--/--	--/--	RV/RV	--/--	--/--	9/8
Oct. 31	RV/--	RV/RV	RV/RV	--/--	8/9	2/2	--/--	--/--	23/22	--/RV	--/--	16/18
Nov. 7	--/--	RV/RV	25/RV	--/--	5/5	1/1	--/--	--/--	18/18	RV/RV	--/--	24/24
Nov. 14	--/--	RV/RV	RV/RV	--/--	7/7	1/1	--/--	--/--	17/17	--/--	--/--	RV/RV
Nov. 21	--/--	RV/RV	RV/RV	--/--	18/18	1/1	--/--	--/--	12/12	--/--	--/--	--/--
Final	RV/RV	RV/RV	25/RV	--/--	19/21	5/5	--/--	--/--	8/8	--/--	--/--	--/--

The Sports Network ranking is first, followed by the ESPN/USA Today coaches poll

The ESPN/USA Today top 25 was not released on Sept. 5 due to the Labor Day holiday

RV – Receiving Votes

### The Atlantic 10 vs...

Big East	0-1
Big South	4-1
Big 12	0-1
Conference USA	0-1
Gateway	0-2
Great West	1-0
I-A Independents	0-1
Ivy League	2-1
MAAC	1-0
MEAC	3-0
Northeast	5-0
Patriot	5-2
SEC	0-1
Southern	0-3
Southland	0-1
NAIA	1-0
Division II	3-0

# 2005 NCAA CHAMPIONSHIP

## NCAA I-AA CHAMPIONS

1978	Florida A & M	1992	Marshall
1979	Eastern Kentucky	1993	Youngstown State
1980	Boise State	1994	Youngstown State
1981	Idaho State	1995	Montana
1982	Eastern Kentucky	1996	Marshall
1983	Southern Illinois	1997	Youngstown State
1984	Montana State	<b>1998</b>	<b>MASSACHUSETTS</b>
1985	Georgia Southern	1999	Georgia Southern
1986	Georgia Southern	2000	Georgia Southern
1987	Northeast Louisiana	2001	Montana
1988	Furman	2002	Western Kentucky
1989	Georgia Southern	<b>2003</b>	<b>DELAWARE</b>
1990	Georgia Southern	<b>2004</b>	<b>JAMES MADISON</b>
1991	Youngstown State	2005	Appalachian State



*Head coach Dave Clawson led Richmond to the quarterfinals of the 2005 I-AA playoffs, the Spiders' first postseason appearance since 2000.*

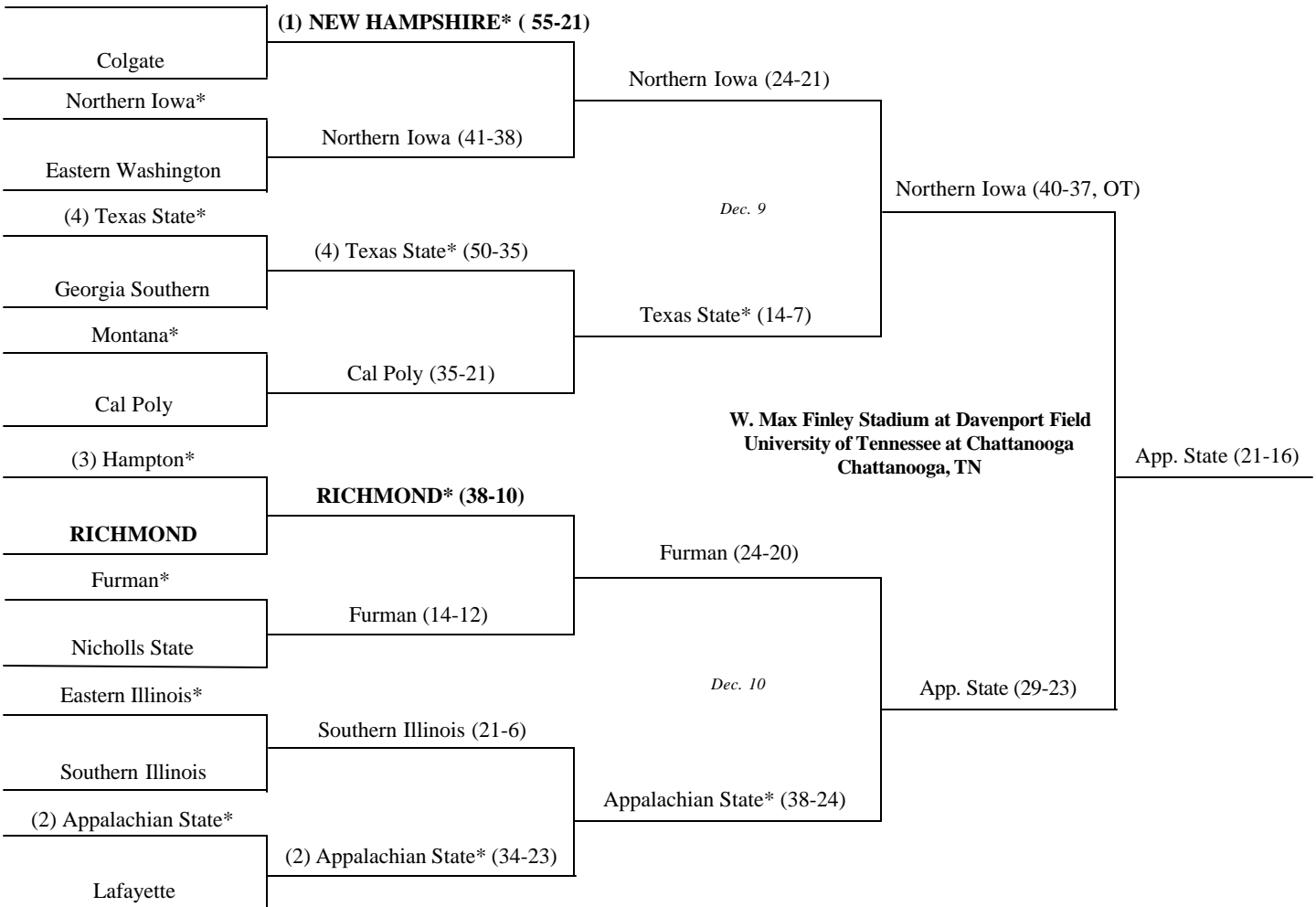
### \*FIRST ROUND NOVEMBER 26

### \*QUARTERFINALS DECEMBER 3

### \*SEMIFINALS DECEMBER 9/10 ESPN2

### FINAL DECEMBER 16 8:00 EST – ESPN2

#### (1) NEW HAMPSHIRE\*



\* denotes host institution

First round, quarterfinal and semifinal games played on campus sites