

# YEAR-BY-YEAR STANDINGS

## 2005

**CHAMPIONS:** *New Hampshire, Richmond*

<i>North Div.</i>	<i>Conference</i>	<i>Overall</i>	<i>Pct.</i>
New Hampshire*	7-1	11-2	.846
Massachusetts	6-2	7-4	.636
Hofstra	5-3	7-4	.636
Maine	3-5	5-6	.455
Northeastern	2-6	2-9	.182
Rhode Island	2-6	4-7	.364
<i>South Div.</i>			
Richmond*	7-1	9-4	.273
James Madison	5-3	7-4	.636
Delaware	3-5	6-5	.545
Towson	3-5	6-5	.545
William & Mary	3-5	5-6	.455
Villanova	2-6	4-7	.364

## 2004

**CHAMPIONS:** *Delaware, James Madison, William & Mary*

<i>North Div.</i>	<i>Conference</i>	<i>Overall</i>	<i>Pct.</i>
New Hampshire*	6-2	10-3	.768
Massachusetts	4-4	6-5	.545
Northeastern	4-4	5-6	.455
Hofstra	3-5	5-6	.455
Maine	3-5	5-6	.455
Rhode Island	2-6	4-7	.364
<i>South Div.</i>			
William & Mary*	7-1	11-3	.786
Delaware*	7-1	9-4	.692
James Madison*	7-1	13-2	.867
Villanova	3-5	6-5	.545
Richmond	2-6	3-8	.273
Towson	0-8	3-8	.273

## 2003

**CHAMPIONS:** *Delaware, Massachusetts*

	<i>Conference</i>	<i>Overall</i>	<i>Pct.</i>
Delaware*	8-1	15-1	.938
Massachusetts*	8-1	10-3	.769
Northeastern	6-3	8-4	.667
Maine	5-4	7-5	.583
Villanova	5-4	7-4	.636
William & Mary	4-4	5-5	.500
James Madison	4-5	6-6	.500
New Hampshire	3-6	5-7	.417
Rhode Island	3-6	4-8	.333
Hofstra	2-7	2-10	.167
Richmond	1-8	1-10	.182

## 2002

**CHAMPIONS:** *Maine, Northeastern*

	<i>Conference</i>	<i>Overall</i>	<i>Pct.</i>
Maine*	7-2	11-3	.786
Northeastern*	7-2	10-3	.769
Villanova*	6-3	11-4	.733
Massachusetts	6-3	8-4	.667
William & Mary	5-4	6-5	.545
Delaware	4-5	6-6	.500
Hofstra	4-5	6-6	.500
Richmond	4-5	4-7	.364
James Madison	3-6	5-7	.417
New Hampshire	2-7	3-8	.273
Rhode Island	1-8	3-9	.250



*Shawn Brady led Northeastern to its first Conference title in 2002.*

## 2001

**CHAMPIONS:** *Hofstra, Maine, Villanova, William & Mary*

	<i>Conference</i>	<i>Overall</i>	<i>Pct.</i>
Hofstra*	7-2	9-3	.750
Maine*	7-2	9-3	.750
Villanova	7-2	8-3	.727
William & Mary*	7-2	8-4	.667
Rhode Island	6-3	8-3	.727
Delaware	4-5	4-6	.400
Northeastern	4-5	5-6	.455
Massachusetts	3-6	3-8	.273
Richmond	3-6	3-8	.273
New Hampshire	2-7	4-7	.364
James Madison	0-9	2-9	.182

## 2000

**CHAMPIONS:** *Delaware, Richmond*

	<i>Conference</i>	<i>Overall</i>	<i>Pct.</i>
Delaware*	7-1	12-2	.857
Richmond*	7-1	10-3	.769
Massachusetts	5-3	7-4	.636
James Madison	4-4	6-5	.545
New Hampshire	4-4	6-5	.545
William & Mary	4-4	5-6	.455
Maine	3-5	5-6	.455
Villanova	3-5	5-6	.455
Rhode Island	2-6	3-8	.273
Northeastern	1-7	4-7	.364

\*NCAA Playoffs

## 1999

**CHAMPIONS:** *James Madison, Massachusetts*

	<i>Conference</i>	<i>Overall</i>	<i>Pct.</i>
James Madison*	7-1	8-4	.667
Massachusetts*	7-1	9-4	.692
Villanova	6-2	7-4	.636
Delaware	5-3	7-4	.636
William & Mary	5-3	6-5	.545
Connecticut	3-5	4-7	.364
Maine	3-5	4-7	.364
New Hampshire	3-5	5-6	.455
Richmond	3-5	5-6	.455
Northeastern	1-7	2-9	.222
Rhode Island	1-7	1-10	.091

## 1998

**CHAMPION:** *Richmond*

<i>New England Div.</i>	<i>Conference</i>	<i>Overall</i>	<i>Pct.</i>
Connecticut*	6-2	10-3	.769
Massachusetts*	6-2	12-3	.800
Maine	3-5	6-5	.546
New Hampshire	3-5	4-7	.364
Rhode Island	2-6	3-8	.273
<i>Mid-Atlantic Div.</i>			
Richmond*	7-1	9-3	.750
Delaware	4-4	7-4	.636
Villanova	4-4	6-5	.546
William & Mary	4-4	7-4	.636
Northeastern	3-5	5-6	.454
James Madison	2-6	3-8	.273

## 1997

**CHAMPION:** *Villanova*

<i>New England Div.</i>	<i>Conference</i>	<i>Overall</i>	<i>Pct.</i>
New Hampshire	5-3	5-6	.454
Connecticut	4-4	7-4	.636
Maine	4-4	5-6	.454
Rhode Island	2-6	2-9	.182
Boston University	1-7	1-10	.090
Massachusetts	1-7	2-9	.182
<i>Mid-Atlantic Div.</i>			
Villanova*	8-0	12-1	.923
Delaware*	7-1	12-2	.857
Northeastern	5-3	8-3	.727
Richmond	4-4	6-5	.545
William & Mary	4-4	7-4	.636
James Madison	3-5	5-6	.454

## 1996

**CHAMPION:** *William & Mary*

<i>New England Div.</i>	<i>Conference</i>	<i>Overall</i>	<i>Pct.</i>
New Hampshire	6-2	8-3	.727
Maine	5-3	7-4	.636
Massachusetts	4-4	6-5	.545
Connecticut	3-5	5-6	.454
Rhode Island	2-6	4-7	.364
Boston University	0-8	1-10	.091
<i>Mid-Atlantic Div.</i>			
William & Mary*	7-1	10-3	.769
Villanova*	6-2	8-4	.667
Delaware*	6-2	8-4	.667
James Madison	5-3	7-4	.636
Northeastern	3-5	6-5	.545
Richmond	1-7	2-9	.182

# YEAR-BY-YEAR STANDINGS

## 1995

**CHAMPION:** Delaware

	Conference	Overall	Pct.
<i>New England Div.</i>			
Rhode Island	6-2-0	7-4-0	.636
Connecticut	5-3-0	8-3-0	.727
New Hampshire	4-4-0	6-5-0	.545
Massachusetts	3-5-0	6-5-0	.545
Boston University	1-7-0	3-8-0	.273
Maine	1-7-0	3-8-0	.273
<i>Mid-Atlantic Div.</i>			
Delaware*	8-0-0	11-2-0	.846
James Madison*	6-2-0	8-4-0	.667
William & Mary	5-3-0	7-4-0	.636
Richmond	5-3-0	7-3-1	.682
Villanova	2-6-0	3-8-0	.273
Northeastern	2-6-0	4-7-0	.364

## 1994

**CHAMPION:** New Hampshire

	Conference	Overall	Pct.
<i>New England Div.</i>			
New Hampshire*	8-0-0	10-2-0	.833
Boston University*	6-2-0	9-3-0	.750
Connecticut	4-4-0	4-7-0	.364
Massachusetts	4-4-0	5-6-0	.455
Rhode Island	2-6-0	2-9-0	.182
Maine	2-6-0	3-8-0	.273
<i>Mid-Atlantic Div.</i>			
James Madison*	6-2-0	10-3-0	.769
William & Mary	6-2-0	8-3-0	.727
Delaware	5-3-0	7-3-1	.682
Villanova	2-6-0	5-6-0	.455
Northeastern	2-6-0	2-9-0	.181
Richmond	1-7-0	3-8-0	.273

## 1993

**CHAMPION:** Boston University

	Conference	Overall	Pct.
<i>New England Div.</i>			
Boston University*	8-0-0	12-1-0	.923
Massachusetts	6-2-0	9-2-0	.818
Connecticut	5-3-0	6-5-0	.545
New Hampshire	4-4-0	6-5-0	.545
Rhode Island	2-6-0	4-7-0	.364
Maine#	0-8-0#	0-11-0#	.000#
<i>Mid-Atlantic Div.</i>			
William & Mary*	7-1-0	9-3-0	.750
Delaware*	6-2-0	9-4-0	.692
James Madison	4-4-0	6-5-0	.545
Richmond	3-5-0	5-6-0	.455
Northeastern	2-6-0	2-9-0	.181
Villanova	1-7-0	3-8-0	.273

#forfeited two Conference wins, three overall

## 1992

**CHAMPION:** Delaware

	Conference	Overall	Pct.
Delaware*	7-1-0	11-3-0	.786
Villanova*	6-2-0	9-3-0	.750
Massachusetts	5-3-0	7-3-0	.700
Richmond	5-3-0	7-4-0	.636
Maine	4-4-0	6-5-0	.545
Connecticut	4-4-0	5-6-0	.455
New Hampshire	3-5-0	5-5-1	.500
Boston University	2-6-0	3-8-0	.273
Rhode Island	0-8-0	1-10-0	.091

## 1991

**CHAMPIONS:** Delaware, Villanova,

New Hampshire

	Conference	Overall	Pct.
Delaware*	7-1-0	10-2-0	.833
Villanova*	7-1-0	10-2-0	.833
New Hampshire*	7-1-0	9-3-0	.750
Rhode Island	3-5-0	6-5-0	.545
Massachusetts	3-5-0	4-7-0	.364
Boston University	3-5-0	4-7-0	.364
Maine	2-6-0	3-8-0	.273
Connecticut	2-6-0	3-8-0	.273
Richmond	2-6-0	2-9-0	.182

## 1990

**CHAMPION:** Massachusetts

	Conference	Overall	Pct.
Massachusetts*	7-1-0	8-2-1	.772
New Hampshire	5-3-0	7-3-1	.682
Delaware	5-3-0	6-5-0	.545
Connecticut	5-3-0	6-5-0	.545
Villanova	5-3-0	6-5-0	.545
Boston University	4-4-0	5-6-0	.455
Maine	2-6-0	3-8-0	.273
Rhode Island	2-6-0	5-6-0	.455
Richmond	1-7-0	1-10-0	.091

## 1989

**CHAMPIONS:** Maine, Villanova, Connecticut

	Conference	Overall	Pct.
Maine*	6-2-0	9-3-0	.750
Villanova*	6-2-0	8-4-0	.667
Connecticut	6-2-0	8-3-0	.727
New Hampshire	5-3-0	7-3-0	.700
Delaware	5-3-0	7-4-0	.636
Boston University	4-4-0	4-7-0	.364
Massachusetts	3-5-0	5-5-1	.500
Rhode Island	1-7-0	3-8-0	.273
Richmond	0-8-0	1-10-0	.091



Tom Ehrhardt led Rhode Island to the 1985 league crown, the Rams' last Conference title.

## 1988

**CHAMPIONS:** Delaware, Massachusetts

	Conference	Overall	Pct.
Delaware*	6-2-0	7-5-0	.583
Massachusetts*	6-2-0	8-4-0	.667
Connecticut	4-4-0	7-4-0	.636
Maine	4-4-0	7-4-0	.636
New Hampshire	4-4-0	6-5-0	.545
Villanova	4-4-0	5-5-1	.500
Boston University	3-5-0	4-7-0	.364
Rhode Island	3-5-0	3-8-0	.273
Richmond	2-6-0	4-7-0	.364

## 1987

**CHAMPIONS:** Richmond, Maine

	Conference	Overall	Pct.
Richmond*	6-1-0	7-5-0	.583
Maine*	6-1-0	8-4-0	.667
Connecticut	5-2-0	7-4-0	.636
New Hampshire	4-3-0	7-3-0	.700
Delaware	2-5-0	5-6-0	.455
Massachusetts	2-5-0	3-8-0	.273
Boston University	2-5-0	3-8-0	.273
Rhode Island	1-6-0	1-10-0	.091

## 1986

**CHAMPIONS:** Delaware, Massachusetts,

Connecticut

	Conference	Overall	Pct.
Delaware*	5-2-0	9-4-0	.692
Massachusetts	5-2-0	7-4-0	.636
Connecticut	5-2-0	8-3-0	.727
New Hampshire	4-3-0	7-4-0	.636
Maine	3-4-0	7-4-0	.636
Richmond	3-4-0	4-7-0	.364
Boston University	3-4-0	4-7-0	.364
Rhode Island	0-7-0	1-10-0	.091

## 1985

**CHAMPION:** Rhode Island

	Conference	Overall	Pct.
Rhode Island*	5-0-0	10-3-0	.769
Massachusetts	4-1-0	7-4-0	.636
New Hampshire	2-3-0	6-4-0	.600
Maine	2-3-0	6-5-0	.545
Connecticut	1-4-0	4-5-0	.444
Boston University	1-4-0	3-8-0	.273

## 1984

**CHAMPIONS:** Rhode Island, Boston University

	Conference	Overall	Pct.
Rhode Island*	4-1-0	10-3-0	.769
Boston University*	4-1-0	9-3-0	.750
New Hampshire	3-2-0	9-2-0	.818
Maine	2-3-0	5-6-0	.455
Connecticut	1-4-0	3-8-0	.273
Massachusetts	1-4-0	3-8-0	.273

\*NCAA Playoffs

# YEAR-BY-YEAR STANDINGS

## 1983

**CHAMPIONS:** *Boston University, Connecticut*

	<i>Conference</i>	<i>Overall</i>	<i>Pct.</i>
Boston University*	4-1-0	9-4-0	.692
Connecticut	4-1-0	5-6-0	.455
New Hampshire	3-2-0	7-3-0	.700
Rhode Island	2-3-0	6-4-0	.600
Massachusetts	2-3-0	3-8-0	.273
Maine	0-5-0	4-6-0	.400

## 1982

**CHAMPIONS:** *Boston University, Maine, Connecticut, Massachusetts*

	<i>Conference</i>	<i>Overall</i>	<i>Pct.</i>
Boston University*	3-2-0	5-6-0	.455
Maine	3-2-0	7-4-0	.636
Connecticut	3-2-0	5-6-0	.455
Massachusetts	3-2-0	5-6-0	.455
Rhode Island	2-3-0	7-4-0	.636
New Hampshire	1-4-0	4-6-0	.400

## 1981

**CHAMPIONS:** *Rhode Island, Massachusetts*

	<i>Conference</i>	<i>Overall</i>	<i>Pct.</i>
Rhode Island*	4-1-0	6-6-0	.500
Massachusetts	4-1-0	6-3-0	.667
Boston University	3-2-0	6-5-0	.545
New Hampshire	2-3-0	7-3-0	.700
Connecticut	1-4-0	4-7-0	.364
Maine	1-4-0	3-7-1	.318

## 1980

**CHAMPION:** *Boston University*

	<i>Conference</i>	<i>Overall</i>	<i>Pct.</i>
Boston University	5-0-0	9-2-0	.818
Massachusetts	4-1-0	7-3-0	.700
Connecticut	3-2-0	7-3-0	.700
New Hampshire	2-3-0	6-4-0	.600
Maine	1-4-0	4-7-0	.364
Rhode Island	0-5-0	2-9-0	.181

## 1979

**CHAMPIONS:** *Boston University, Massachusetts*

	<i>Conference</i>	<i>Overall</i>	<i>Pct.</i>
Massachusetts	4-1-0	6-4-0	.600
Boston University	4-1-0	8-1-1	.850
Connecticut	3-1-1	3-6-2	.364
New Hampshire	2-2-1	5-4-2	.545
Rhode Island	1-4-0	1-9-1	.136
Maine	0-5-0	2-9-0	.181

## 1978

**CHAMPION:** *Massachusetts*

	<i>Conference</i>	<i>Overall</i>	<i>Pct.</i>
Massachusetts*	5-0-0	9-4-0	.692
Rhode Island	3-2-0	7-3-0	.700
Connecticut	3-2-0	4-7-0	.364
Boston University	2-3-0	6-4-0	.600
New Hampshire	1-3-1	6-4-1	.591
Maine	0-4-1	3-7-1	.318

\*NCAA Playoffs

## 1977

**CHAMPION:** *Massachusetts*

	<i>Conference</i>	<i>Overall</i>	<i>Pct.</i>
Massachusetts	5-0-0	8-3-0	.727
Rhode Island	4-1-0	6-5-0	.545
New Hampshire	3-2-0	8-2-0	.800
Boston University	1-4-0	3-7-0	.300
Maine	1-4-0	3-7-0	.300
Connecticut	1-4-0	1-10-0	.091

## 1976

**CHAMPION:** *New Hampshire*

	<i>Conference</i>	<i>Overall</i>	<i>Pct.</i>
New Hampshire	4-1-0	8-3-0	.727
Massachusetts	3-2-0	5-5-0	.500
Boston University	2-3-0	3-7-0	.300
Maine	2-3-0	6-5-0	.545
Rhode Island	2-3-0	3-5-0	.375
Connecticut	2-3-0	2-9-0	.182

## 1975

**CHAMPION:** *New Hampshire*

	<i>Conference</i>	<i>Overall</i>	<i>Pct.</i>
New Hampshire	5-0-0	9-3-0	.750
Massachusetts	4-1-0	8-2-0	.800
Connecticut	3-2-0	4-7-0	.364
Boston University	1-4-0	5-6-0	.454
Maine	1-4-0	4-6-0	.400
Rhode Island	1-4-0	2-8-0	.200

## 1974

**CHAMPIONS:** *Maine, Massachusetts*

	<i>Conference</i>	<i>Overall</i>	<i>Pct.</i>
Maine	4-2-0	4-6-0	.400
Massachusetts	4-2-0	5-6-0	.454
Boston University	3-3-0	5-4-1	.545
Connecticut	3-3-0	4-6-0	.400
New Hampshire	3-3-0	5-4-0	.555
Rhode Island	3-3-0	5-5-0	.500
Vermont	1-5-0	4-6-0	.400

## 1973

**CHAMPION:** *Connecticut*

	<i>Conference</i>	<i>Overall</i>	<i>Pct.</i>
Connecticut	5-0-1	8-2-1	.778
Rhode Island	4-1-1	6-2-2	.700
Massachusetts	4-2-0	6-5-0	.545
New Hampshire	2-3-0	4-5-0	.444
Maine	2-4-0	3-7-0	.300
Boston University	1-4-0	3-7-0	.300
Vermont	1-5-0	3-6-0	.333

## 1972

**CHAMPION:** *Massachusetts*

	<i>Conference</i>	<i>Overall</i>	<i>Pct.</i>
Massachusetts	5-0-0	9-2-0	.818
Connecticut	4-1-0	4-5-0	.444
Vermont	3-2-0	4-5-0	.444
New Hampshire	2-3-0	4-5-0	.444
Maine	1-4-0	3-6-0	.333
Rhode Island	0-5-0	3-7-0	.300

## 1971

**CHAMPIONS:** *Connecticut, Massachusetts*

	<i>Conference</i>	<i>Overall</i>	<i>Pct.</i>
Connecticut	3-1-1	5-3-1	.611
Massachusetts	3-1-1	4-4-1	.500
New Hampshire	3-2-0	4-4-1	.500
Rhode Island	2-3-0	3-6-0	.333
Vermont	2-3-0	2-7-0	.286
Maine	1-4-0	2-6-0	.250

## 1970

**CHAMPION:** *Connecticut*

	<i>Conference</i>	<i>Overall</i>	<i>Pct.</i>
Connecticut	4-0-1	4-4-2	.500
Massachusetts	3-1-1	4-5-1	.444
New Hampshire	3-2-0	5-3-0	.375
Rhode Island	3-2-0	5-3-0	.625
Maine	1-4-0	3-5-0	.375
Vermont	0-5-0	0-9-0	.000

## 1969

**CHAMPION:** *Massachusetts*

	<i>Conference</i>	<i>Overall</i>	<i>Pct.</i>
Massachusetts	5-0-0	6-3-0	.667
Connecticut	3-2-0	5-4-0	.556
Maine	3-2-0	5-4-0	.556
Vermont	2-3-0	3-6-0	.333
New Hampshire	1-4-0	3-5-0	.375
Rhode Island	1-4-0	3-6-0	.333

## 1968


**CHAMPIONS:** *New Hampshire, Connecticut*

	<i>Conference</i>	<i>Overall</i>	<i>Pct.</i>
New Hampshire	4-1-0	6-2-0	.750
Connecticut	4-1-0	4-6-0	.400
Rhode Island	2-3-0	3-6-0	.333
Massachusetts	2-3-0	2-8-0	.200
Maine	2-3-0	3-5-0	.375
Vermont	1-4-0	3-6-0	.333

## 1967

**CHAMPION:** *Massachusetts*

	<i>Conference</i>	<i>Overall</i>	<i>Pct.</i>
Massachusetts	5-0-0	7-2-0	.777
Connecticut	4-1-0	5-4-0	.555
Rhode Island	2-2-1	6-2-1	.722
New Hampshire	2-3-0	5-3-0	.625
Vermont	1-3-1	3-5-1	.389
Maine	0-5-0	0-8-0	.000



*Ed McAleney was an integral part of Massachusetts' championship teams of 1972 and 1974.*

# YEAR-BY-YEAR STANDINGS

## 1966

CHAMPION: *Massachusetts*

	<i>Conference</i>	<i>Overall</i>	<i>Pct.</i>
Massachusetts	5-0-0	6-3-0	.667
Vermont	3-2-0	6-2-0	.750
Connecticut	2-2-1	2-6-1	.277
Maine	2-3-0	4-5-0	.444
Rhode Island	1-3-1	1-7-1	.167
New Hampshire	1-4-0	2-6-0	.250

## 1965

CHAMPION: *Maine*

	<i>Conference</i>	<i>Overall</i>	<i>Pct.</i>
Maine	5-0-0	8-2-0	.800
Massachusetts	4-1-0	7-2-0	.778
Connecticut	2-2-0	3-6-0	.333
Vermont	2-2-0	6-2-0	.750
Rhode Island	1-4-0	2-7-0	.222
New Hampshire	0-5-0	0-8-0	.000

## 1964

CHAMPION: *Massachusetts*

	<i>Conference</i>	<i>Overall</i>	<i>Pct.</i>
Massachusetts	5-0-0	8-2-0	.800
Vermont	4-1-0	7-1-0	.875
Connecticut	3-1-1	4-4-1	.500
Maine	2-3-0	5-3-0	.625
Rhode Island	1-4-0	3-7-0	.300
New Hampshire	0-4-1	1-6-1	.188

## 1963

CHAMPION: *Massachusetts*

	<i>Conference</i>	<i>Overall</i>	<i>Pct.</i>
Massachusetts	5-0-0	8-0-1	.944
Maine	3-2-0	5-3-0	.625
Vermont	2-2-0	6-2-0	.750
Rhode Island	2-3-0	4-5-0	.444
Connecticut	1-3-0	2-6-0	.250
New Hampshire	1-4-0	2-6-0	.250

## 1962

CHAMPION: *New Hampshire*

	<i>Conference</i>	<i>Overall</i>	<i>Pct.</i>
New Hampshire	4-0-1	7-0-1	.938
Massachusetts	4-1-0	6-3-0	.666
Connecticut	2-2-0	3-6-0	.333
Vermont	1-3-0	3-5-0	.375
Rhode Island	1-3-1	2-5-2	.333
Maine	1-4-0	4-4-0	.500

## 1961

CHAMPION: *Maine*

	<i>Conference</i>	<i>Overall</i>	<i>Pct.</i>
Maine	5-0-0	8-0-1	.944
Massachusetts	3-1-0	5-4-0	.555
Connecticut	2-2-0	2-7-0	.222
New Hampshire	1-3-0	3-5-0	.375
Rhode Island	1-4-0	2-6-1	.277
Vermont	0-2-0	3-3-1	.500

## 1960

CHAMPIONS: *Connecticut, Massachusetts*

	<i>Conference</i>	<i>Overall</i>	<i>Pct.</i>
Connecticut	3-1-0	5-4-0	.555
Massachusetts	3-1-0	7-2-0	.777
Maine	3-2-0	4-3-1	.563
New Hampshire	2-2-0	4-3-0	.571
Rhode Island	1-4-0	3-5-0	.375
Vermont	0-2-0	1-6-0	.143

## 1959

CHAMPION: *Connecticut*

	<i>Conference</i>	<i>Overall</i>	<i>Pct.</i>
Connecticut	4-0-0	6-3-0	.667
Massachusetts	2-2-0	3-5-1	.438
Maine	1-2-2	3-3-2	.500
New Hampshire	1-2-1	3-3-2	.500
Rhode Island	1-2-1	3-5-1	.438
Vermont	0-1-0	4-3-0	.571

## 1958

CHAMPION: *Connecticut*

	<i>Conference</i>	<i>Overall</i>	<i>Pct.</i>
Connecticut	4-0-0	7-3-0	.700
Maine	3-1-0	6-2-0	.750
Rhode Island	2-2-0	4-4-0	.500
Massachusetts	1-3-0	2-6-0	.250
New Hampshire	0-4-0	2-6-0	.250
Vermont	0-0-0	2-4-1	.357

## 1957

CHAMPIONS: *Rhode Island, Connecticut*

	<i>Conference</i>	<i>Overall</i>	<i>Pct.</i>
Rhode Island	3-0-1	5-2-1	.688
Connecticut	3-0-1	5-4-1	.550
Maine	2-2-0	4-4-0	.500
Massachusetts	1-2-1	1-5-1	.214
New Hampshire	0-3-1	0-7-1	.000
Vermont	0-2-0	2-5-0	.286

## 1956

CHAMPION: *Connecticut*

	<i>Conference</i>	<i>Overall</i>	<i>Pct.</i>
Connecticut	3-0-1	6-2-1	.777
Maine	3-1-0	5-2-0	.714
New Hampshire	2-1-1	3-4-1	.438
Vermont	1-2-0	2-5-0	.286
Massachusetts	1-3-0	2-5-1	.313
Rhode Island	1-4-0	2-6-0	.250

## 1955

CHAMPION: *Rhode Island*

	<i>Conference</i>	<i>Overall</i>	<i>Pct.</i>
Rhode Island	4-0-1	6-1-2	.777
Maine	2-1-1	5-1-1	.786
New Hampshire	1-1-2	2-4-2	.375
Connecticut	2-2-0	4-4-0	.500
Massachusetts	1-3-0	4-4-0	.500
Vermont	0-3-0	3-3-1	.500

## 1954

CHAMPION: *New Hampshire*

	<i>Conference</i>	<i>Overall</i>	<i>Pct.</i>
New Hampshire	4-0-0	7-1-0	.875
Rhode Island	3-1-0	6-2-0	.750
Maine	2-2-0	5-2-0	.714
Vermont	1-1-0	3-3-1	.500
Massachusetts	1-3-0	4-4-0	.500
Connecticut	0-4-0	1-8-0	.111

## 1953

CHAMPIONS: *New Hampshire, Rhode Island*

	<i>Conference</i>	<i>Overall</i>	<i>Pct.</i>
New Hampshire	3-1-0	6-2-0	.750
Rhode Island	3-1-0	6-2-0	.750
Connecticut	2-1-1	3-4-1	.438
Maine	1-2-1	4-2-1	.643
Massachusetts	0-3-0	1-7-0	.125
Vermont	0-1-0	3-3-1	.500

## 1952

CHAMPIONS: *Rhode Island, Connecticut, Maine*

	<i>Conference</i>	<i>Overall</i>	<i>Pct.</i>
Rhode Island	3-1-0	7-1-0	.875
Connecticut	3-1-0	5-3-0	.625
Maine	3-1-0	4-3-0	.571
Massachusetts	1-2-0	4-3-1	.563
New Hampshire	0-4-0	3-4-1	.438
Vermont	0-1-0	2-5-0	.286

## 1951

CHAMPION: *Maine*

	<i>Conference</i>	<i>Overall</i>	<i>Pct.</i>
Maine	3-0-1	7-1-0	.875
Connecticut	2-1-0	4-4-0	.500
New Hampshire	1-2-1	5-2-1	.688
Rhode Island	1-3-0	3-5-0	.375
Vermont	0-3-0	0-7-0	.000
Massachusetts	2-0-0	3-4-1	.438

## 1950

CHAMPION: *New Hampshire*

	<i>Conference</i>	<i>Overall</i>	<i>Pct.</i>
New Hampshire	4-0-0	8-0-0	1.000
Maine	3-1-0	5-1-1	.786
Rhode Island	2-2-0	3-5-0	.375
Vermont	0-3-0	2-5-0	.286
Connecticut	0-3-0	3-5-0	.375
Massachusetts	1-1-0	3-5-0	.375

## 1949

CHAMPIONS: *Connecticut, Maine*

	<i>Conference</i>	<i>Overall</i>	<i>Pct.</i>
Connecticut	2-0-1	4-4-1	.500
Maine	2-0-1	2-4-1	.357
New Hampshire	1-3-0	4-4-0	.500
Rhode Island	0-4-0	0-8-0	.000
Vermont	2-0-0	6-2-0	.750
Massachusetts	1-1-0	3-5-0	.375

## 1948

CHAMPION: *New Hampshire*

	<i>Conference</i>	<i>Overall</i>	<i>Pct.</i>
New Hampshire	3-1-0	5-3-0	.625
Connecticut	2-1-0	3-5-0	.375
Maine	1-2-0	4-3-0	.571
Rhode Island	0-4-0	2-5-1	.313
Vermont	1-1-0	4-3-1	.563
Massachusetts	2-0-0	3-4-1	.438

## 1947

CHAMPION: *New Hampshire*

	<i>Conference</i>	<i>Overall</i>	<i>Pct.</i>
New Hampshire	4-0-0	8-1-0	.889
Maine	2-1-0	6-1-0	.857
Connecticut	1-2-0	4-4-0	.500
Rhode Island	1-3-0	3-4-0	.429
Massachusetts	0-1-1	3-4-1	.438
Vermont	0-1-1	3-4-1	.438

# ATLANTIC 10 RUSHING RECORDS

## Yards Gained, Career

Yards	Name	School	Years
6,250	Marcel Shipp	Massachusetts	1997-2000
6,193	Jerry Azumah	New Hampshire	1995-1998
4,624	Rene Ingoglia	Massachusetts	1992-1995
4,587	Daryl Brown	Delaware	1991-1994
4,499	Brian Westbrook	Villanova	1997-2001
4,436	Paul Lewis	Boston University	1981-1984
4,025	Carl Smith	Maine	1988-1991
3,940	Marcus Williams	Maine	2001-2004
3,859	Garry Pearson	Massachusetts	1979-1982
3,828	Lorenzo Bouier	Maine	1979-1982

## Average Yards Gained, Season (Minimum 1000 Yards)

Avg.	Name (School)	Cl.	Gms.	Yards	Year
199.6	Jerry Azumah (UNH)	Sr.	11	2,195	1998
181.6	Marcel Shipp (UMass)	So.	14	2,542	1998
159.6	L.J. McKanas (NU)	Sr.	11	1,756	2001
157.1	Carl Smith (UM)	So.	12	1,885	1989
148.6	Pat Abbruzzi (URI)	So.	8	1,189	1952
148.3	Garry Pearson (UMass)	Sr.	11	1,631	1982
147.5	Lorenzo Bouier (UM)	Sr.	11	1,622	1982
145.7	Brian Westbrook (VU)	Sr.	11	1,603	2001
144.1	Jerry Azumah (UNH)	Jr.	11	1,585	1997
142.9	Curtis Keaton (JMU)	Sr.	12	1,715	1999

<b>Senior Record:</b> 199.6	Jerry Azumah (UNH), 1998
<b>Junior Record:</b> 144.1	Jerry Azumah (UNH), 1997
<b>Sophomore Record:</b> 181.6	Marcel Shipp (UMass), 1998
<b>Freshman Record:</b> 138.1	Jerry Azumah (UNH), 1995

## Yards Gained, Game

Yards	Name (School)	Opponent	Date
337	Frank Alessio (UMass)	Boston University	11/11/95
329	Jerry Azumah (UNH)	Hofstra	11/7/98
313	Rene Ingoglia (UMass)	Rhode Island	10/1/94
306	Pat Abbruzzi (URI)	New Hampshire	10/4/52
302	Lorenzo Bouier (UM)	Northeastern	11/1/80
300	Jerry Azumah (UNH)	Boston University	11/15/97
288	Garry Pearson (UMass)	American Int'l	11/20/82
287	Brian Westbrook (VU)	Hofstra	11/10/01
277	Nick Giaquinto (UC)	Holy Cross	11/20/76
273	Vinny Clements (UC)	Rhode Island	11/15/69

<b>Senior Record:</b> 329	Jerry Azumah (UNH) vs. Hofstra (11/7/98)
<b>Junior Record:</b> 337	Frank Alessio (UMass) vs. Boston University (11/11/95)
<b>Sophomore Record:</b> 306	Pat Abbruzzi (URI) vs. New Hampshire (10/4/52)
<b>Freshman Record:</b> 264	Jerry Azumah (UNH) vs. Villanova (11/11/95)



*L.J. McKanas of Northeastern averaged 159.6 rushing yards per game in 2001, good for third in league history.*

## Total Carries, Career

Att.	Name	School	Years
1,215	Marcel Shipp	Massachusetts	1997-2000
1,045	Jerry Azumah	New Hampshire	1995-1998
972	Paul Lewis	Boston University	1981-1984
905	Rene Ingoglia	Massachusetts	1992-1995
879	Lorenzo Bouier	Maine	1979-1982
814	Bill Burnham	New Hampshire	1974-1977
808	Garry Pearson	Massachusetts	1979-1982
807	Uly Scott	Richmond	1991-1994
784	Daryl Brown	Delaware	1991-1994
779	Norm Ford	New Hampshire	1986-1989

## Rushing Touchdowns, Career

TD	Name	School	Years
60	Jerry Azumah	New Hampshire	1995-1998
58	Marcel Shipp	Massachusetts	1997-2000
55	Paul Lewis	Boston University	1981-1984
54	Rene Ingoglia	Massachusetts	1992-1995
54	Brian Westbrook	Villanova	1997-2001
49	Bill Burnham	New Hampshire	1974-1977
47	Daryl Brown	Delaware	1991-1994
43	Norm Ford	New Hampshire	1986-1989
42	Jayson Davis	Rhode Island	2002-2005
38	Bill Vergantino	Delaware	1989-1992
38	Jon Smith	William & Mary	2000-2004

# ATLANTIC 10 RUSHING RECORDS

## INDIVIDUAL

### *Most Rushing Attempts, Game*

53 Jerry Azumah (UNH) vs. Connecticut, 10/3/98

### *Most Rushing Attempts, Season*

428 Marcel Shipp (UMass), 1998 (14 games)

### *Avg. Rushes Per Game, Season*

31.7 (349) Lorenzo Bouier (UM), 1980

### *Most Rushing Touchdowns, Game*

5 13 times, Last by R.J. Cobbs (UMass) vs. Rhode Island, 11/23/02

### *Most Rushing Touchdowns, Season*

24 Marcel Shipp (UMass), 1999 (13 games)

### *Avg. Rushing TDs Per Game, Season*

2.2 (22) Bill Burnham (UNH), 1977

### *Longest Rush, Game*

99 Pat Abbruzzi (URI) vs. New Hampshire, 10/4/52

99 Gerry White (UC) vs. Rhode Island, 11/12/60



*James Madison's Curtis Keaton led the Atlantic 10 with 1,715 rushing yards in 1999.*

## ANNUAL RUSHING LEADERS

<i>Year</i>	<i>Name (Team)</i>	<i>Average</i>	<i>Yards</i>
1978	Mal Najarian (BU)	143.0	1,001
1979	Mal Najarian (BU)	114.0	1,137
1980	Lorenzo Bouier (UM)	147.5	1,622
1981	Gregg Drew (BU)	125.0	1,250
1982	Garry Pearson (UMass)	148.3	1,631
1983	Paul Lewis (BU)	133.6	1,603
1984	Andre Garron (UNH)	143.4	1,004
1985	Andre Garron (UNH)	111.0	888
1986	Randy Pettus (BU)	87.4	874
1987	Erwin Matthews (UR)	110.6	1,327
1988	George Boothe (UC)	91.1	1,002
1989	Carl Smith (UM)	152.7	1,680
1990	Barry Bourassa (UNH)	106.3	957
1991	Jerome Bledsoe (UMass)	140.3	1,545
1992	Uly Scott (UR)	119.8	1,318
1993	Rene Ingoglia (UMass)	116.8	1,285
1994	Rene Ingoglia (UMass)	136.8	1,505
1995	Frank Alessio (UMass)	116.0	1,276
1996	Jerry Azumah (UNH)	118.9	1,308
1997	Jerry Azumah (UNH)	143.3	1,576
1998	Jerry Azumah (UNH)	199.6	2,195
1999	Curtis Keaton (JMU)	142.9	1,715
2000	Brian Westbrook (VU)	110.9	1,220
2001	L. J. McKanas (NU)	159.6	1,756
2002	Marcus Williams (UM)	100.4	1,406
2003	Germaine Bennett (UD)	101.6	1,625
2004	<b>Steve Baylark (UMass)</b>	103.5	1,138
2005	<b>Joe Casey (URI)</b>	113.2	1,245

## TEAM

### *Most Rushing Attempts, Game*

84 Maine vs. Bowdoin, 11/6/54

### *Most Rushing Attempts, Season*

778 Richmond, 2000 (13 games)

### *Most Rushing Yards, Game*

593 Northeastern vs. Stonehill, 8/30/03

### *Most Rushing Yards, Season*

4009 Rhode Island, 2003 (12 games)

### *Most Rushing Yards Per Game, Season*

334.1 Rhode Island, 2003 (12 games)

### *Most Rushing Touchdowns, Game*

9 Northeastern vs. Stonehill, 8/30/03

### *Most Rushing Touchdowns, Season*

49 Delaware, 1992 (14 games)

### *Most First Downs Rushing, Game*

27 Connecticut vs. Rhode Island, 11/15/58

### *Most First Downs Rushing, Season*

210 Delaware, 1993 (13 games)

Active Players in **bold**

# ATLANTIC 10 PASSING RECORDS

## Pass Completions, Career

Comp.	Name	School	Years
868	Chris Boden	Villanova	1996-1999
833	Brett Gordon	Villanova	1999-2002
803	Matt DeGennaro	Connecticut	1987-1990
691	Chris Hixson	Rhode Island	1993-1996
676	Dave Corley, Jr.	William & Mary	1999-2002
673	Tom Ehrhardt	Rhode Island	1984-1985
653	Ryan Day	New Hampshire	1997-2001
647	Mike Buck	Maine	1986-1989
644	Mickey Fein	Maine	1995-1998
624	Jim Murphy	Northeastern	1994-1997


## Passing Touchdowns, Career

TD	Name	School	Years
99	Chris Boden	Villanova	1996-1999
83	Brett Gordon	Villanova	1999-2002
78	Tom Ehrhardt	Rhode Island	1984-1985
73	Dave Corley, Jr.	William & Mary	1999-2002
73	Matt DeGennaro	Connecticut	1987-1990
73	Shane Stafford	Connecticut	1995-1998
<b>70</b>	<b>Ricky Santos</b>	New Hampshire	2004 -
69	Mike Buck	Maine	1986-1989
66	Mickey Fein	Maine	1995-1998
62	Mike Cook	William & Mary	1995-1998
62	Jake Eaton	Maine	1999-2002

## Yards Gained, Career

Yards	Name	School	Years
10,166	Chris Boden	Villanova	1996-1999
9,805	Dave Corley, Jr.	William & Mary	1999-2002
9,639	Brett Gordon	Villanova	1999-2002
9,288	Matt DeGennaro	Connecticut	1987-1990
8,845	Mike Buck	Maine	1986-1989
8,839	Shane Stafford	Connecticut	1995-1998
8,407	Chris Hixson	Rhode Island	1993-1996
8,378	Tom Ehrhardt	Rhode Island	1984-1985
8,214	Matt Nagy	Delaware	1997-2000
7,856	Mickey Fein	Maine	1995-1998

Delaware's **Matt Nagy** passed for 556 yards versus Connecticut in 1998, the highest single-game total by a sophomore in Conference history.



**Mickey Fein** of Maine ranks in the top 10 in league annals in career completions, passing yards and touchdown passes.

## Yards Gained, Game

Yards	Name (School)	Opponent	Date
566	Tom Ehrhardt (URI)	Connecticut	11/16/85
560	Bobby Seck (HOF)	Rhode Island	9/25/04
556	Matt Nagy (UD)	Connecticut	11/7/98
538	<b>Ricky Santos (UNH)</b>	Villanova	10/2/04
522	Mickey Fein (UM)	Connecticut	10/11/97
520	Tom Ehrhardt (URI)	Lehigh	10/12/85
496	Bobby Seck (HOF)	Liberty	11/22/03
494	Tom Ehrhardt (URI)	Furman	12/7/85
486	Bob Jean (UNH)	Villanova	11/5/88
472	Tom Ehrhardt (URI)	Akron	11/30/85

<b>Senior Record:</b> 566	Tom Ehrhardt (URI) vs. Connecticut (11/16/85)
<b>Junior Record:</b> 560	Bobby Seck (HOF) vs. Rhode Island (9/25/04)
<b>Sophomore Record:</b> 556	Matt Nagy (UD) vs. Connecticut (11/7/98)
<b>Freshman Record:</b> 538	<b>Ricky Santos (UNH)</b> vs. Villanova (10/2/04)

## Average Yards Gained, Season (minimum 3,000 yards)

Avg.	Name (School)	Cl.	Gms.	Yards	Year
346.8	Tom Ehrhardt (URI)	Sr.	13	4,508	1985
302.0	<b>Anton Clarkson (HOF)</b>	Jr.	10	3,020	2005
299.7	Robert Dougherty (BU)	Sr.	12	3,596	1994
297.7	Tom Ehrhardt (URI)	Jr.	13	3,870	1984
297.3	Rocky Butler (HOF)	Sr.	12	3,568	2001
292.1	<b>Ricky Santos (UNH)</b>	So.	13	3,797	2005
290.2	Kevin Foley (BU)	Sr.	11	3,192	1995
286.0	Brett Gordon (VU)	Sr.	15	4,290	2002
285.2	Chris Boden (VU)	So.	13	3,707	1997
285.0	Stan Greene (BU)	Sr.	11	3,135	1990

<b>Senior Record:</b> 346.8	Tom Ehrhardt (URI), 1985
<b>Junior Record:</b> 302.0	<b>Anton Clarkson (HOF)</b> , 2005
<b>Sophomore Record:</b> 292.1	<b>Ricky Santos (UNH)</b> , 2005
<b>Freshman Record:</b> 255.2	<b>Ricky Santos (UNH)</b> , 2004

Active Players in **bold**

# ATLANTIC 10 PASSING RECORDS

## INDIVIDUAL

**Most Pass Attempts, Game**  
78 Tom Ehrhardt (URI) vs. Furman, 12/7/85

**Most Pass Completions, Game**  
43 Chris Boden (VU) vs. Connecticut, 10/16/99

**Most Pass Completions, Season**  
386 Brett Gordon (VU), 2002

**Most Completions Per Game, Season**  
30.4 Tom Ehrhardt (URI), 1985

**Most Pass Attempts, Season**  
645 Tom Ehrhardt (URI), 1985

**Most Pass Attempts, Career**  
1,412 Chris Boden (VU), 1996-99

**Most Touchdown Passes, Game**  
8 Bobby Seck (HOF) vs. Rhode Island, 9/25/04  
8 Tom Ehrhardt (URI) vs. Connecticut, 11/16/85

**Most Touchdown Passes, Season**  
42 Chris Boden (VU), 1997/Tom Ehrhardt (URI), 1985

**Most Interceptions Thrown, Game**  
6 Five times, Last by Matt LeZotte (JMU) vs. Delaware, 11/3/01

**Most Interceptions Thrown, Season**  
27 Tom Ehrhardt (URI), 1985

**Most Interceptions Thrown, Career**  
49 Matt DeGennaro (UC), 1987-90  
Rick Robustelli (UC), 1968-70

**Longest Pass**  
98 Steve Monaco-to-Emerson Foster (URI) vs. Holy Cross, 9/3/88



*Dave Corley, Jr. of William & Mary led the league in passing efficiency in 1999 and 2002.*

## ANNUAL PASSING LEADERS

Year	Name (Team)	Completions
1978	Steve Tosches (URI)	114
1979	Mike McEvilly (UM)	107
1980	Ken Sweitzer (UC)	127
1981	Ken Sweitzer (UC)	145
1982	Rich LaBonte (UM)	112
1983	Dave Weinke (URI)	150
1984	Tom Ehrhardt (URI)	308
1985	Tom Ehrhardt (URI)	283
1986	Peter Lane (UC)	187
1987	Mike Buck (UM)	232

Year	Name (Team)	Rating
1988	Matt DeGennaro (UC)	126.4
1989	Mike Buck (UM)	159.6
1990	Matt Griffin (UNH)	125.8
1991	Tom Colombo (VU)	133.0
1992	Greg Lilly (UR)	157.0
1993	Shawn Knight (WM)	204.6
1994	Shawn Knight (WM)	151.3
1995	Leo Hamlett (UD)	165.4
1996	Mike Cook (WM)	142.5
1997	Chris Boden (VU)	174.0
1998	Matt Nagy (UD)	157.0
1999	Dave Corley, Jr. (WM)	141.3
2000	Brett Gordon (VU)	153.5
2001	Rocky Butler (HOF)	166.2
2002	Dave Corley, Jr. (WM)	144.6
(tie)	Brett Gordon (VU)	144.6
2003	Lang Campbell (WM)	152.1
2004	Lang Campbell (WM)	158.7
2005	<b>Ricky Santos (UNH)</b>	170.3

## TEAM

**Most Passing Attempts, Game**  
90 Rhode Island vs. Furman, 12/7/85

**Most Passing Attempts, Season**  
761 Rhode Island, 1985 (13 Games)

**Most Pass Completions, Game**  
45 Rhode Island vs. Furman, 12/7/85

**Most Pass Completions, Season**  
419 Rhode Island, 1985 (13 Games)

**Highest Completion Percentage, Season**  
69.7 New Hampshire, 2005 (13 Games)

**Most Passing Yards, Game**  
580 Rhode Island vs. Connecticut, 11/16/85

**Most Passing Yards, Season**  
5321 Rhode Island, 1985 (13 Games)

**Most Touchdown Passes, Game**  
8 Twice, Last by Hofstra vs. Rhode Island, 9/25/04

**Most Touchdown Passes, Season**  
47 Rhode Island, 1985 (13 Games)

**Most First Downs Passing, Game**  
29 Rhode Island vs. Connecticut, 11/16/85

**Most First Downs Passing, Season**  
256 Rhode Island, 1985 (13 Games)

# ATLANTIC 10 RECEIVING RECORDS

## Yards Gained, Career

Yards	Name	School	Years
4,168	Rich Musinski	William & Mary	2000-2003
3,944	Brian Forster	Rhode Island	1983-1987
3,872	Brian Finneran	Villanova	1994-1997
3,737	Eddie Conti	Delaware	1994-1998
3,579	Bill Brooks	Boston University	1982-1985
3,541	<b>David Ball</b>	New Hampshire	2003 -
3,535	Mark Didio	Connecticut	1988-1991
3,419	Dave Klemic	Northeastern	1997-2000
3,350	Cory Parks	Northeastern	2002-2005
3,346	Courtney Batts	Delaware	1994-1997

## Average Pass Receptions, Season

Avg.	Name (School)	Cl.	Gms.	Rec.	Year
9.85	Brian Forster (URI)	Jr.	13	128	1985
8.91	Murle Sango (VU)	So.	11	98	1999
8.27	Eddie Conti (UD)	Sr.	11	91	1998
8.09	Brian Westbrook (VU)	So.	11	89	1998
8.00	Mark Didio (UC)	Sr.	11	88	1991
8.00	Rameek Wright (UM)	Sr.	11	88	1997
7.69	Brian Forster (URI)	So.	13	100	1984
7.55	J.J. Outlaw (VU)	Sr.	11	83	2005
7.45	Earnest Payton (JMU)	So.	11	82	1998
7.38	Brian Finneran (VU)	Sr.	13	96	1997

## Average Yards Gained, Season (Minimum 1000 Yards)

Avg.	Name (School)	Cl.	Gms.	Yards	Year
155.6	Eddie Conti (UD)	Sr.	11	1,712	1998
139.9	Brian Forster (URI)	Jr.	13	1,819	1985
125.3	<b>David Ball (UNH)</b>	So.	12	1,504	2004
123.1	Mark Didio (UC)	Sr.	11	1,354	1991
119.3	<b>David Ball (UNH)</b>	Jr.	13	1,551	2005
116.1	Rich Musinski (WM)	Jr.	12	1,393	2001
113.2	Dominique Thompson (WM)	Sr.	14	1,585	2004
112.8	Kahmal Roy (HOF)	Sr.	12	1,354	2001
110.0	Bill Brooks (BU)	Sr.	11	1,210	1985
109.7	David McLeod (JMU)	Sr.	11	1,207	1993

<b>Senior Record:</b> 155.6	Eddie Conti (UD), 1998
<b>Junior Record:</b> 139.9	Brian Forster (URI), 1985
<b>Sophomore Record:</b> 125.3	<b>David Ball (UNH)</b> , 2004
<b>Freshman Record:</b> 85.3	<b>Charles Sullivan (HOF)</b> , 2004

<b>Senior Record:</b> 8.27	Eddie Conti (UD), 1998
<b>Junior Record:</b> 9.85	Brian Forster (URI), 1985
<b>Sophomore Record:</b> 8.91	Murle Sango (VU), 1999
<b>Freshman Record:</b> 6.18	<b>Charles Sullivan (HOF)</b> , 2004

## Pass Receptions, Game

Rec.	Name (School)	Opponent	Date
18	Brian Forster (URI)	Brown	9/28/85
18	Brian Forster (URI)	Richmond	12/1/84
17	Rameek Wright (UM)	Buffalo	11/16/96
17	Brian Forster (URI)	Lehigh	10/12/85
16	David Boler (UD)	Navy	10/30/04
16	Justin Long (UD)	Maine	10/2/04
16	Brian Finneran (VU)	Youngstown St.	12/16/97
16	Brian Finneran (VU)	Connecticut	10/5/96
16	Brian Forster (URI)	Connecticut	11/16/85
15	Five tied - Last by		
	<b>David Ball (UNH)</b>	Massachusetts	10/16/04

## Yards Gained, Game

Yards	Name (School)	Opponent	Date
354	Eddie Conti (UD)	Connecticut	11/7/98
327	Brian Forster (URI)	Brown	9/28/85
299	Brian Forster (URI)	Lehigh	10/12/85
284	<b>David Ball (UNH)</b>	Villanova	10/2/04
267	Marques Colston (HOF)	Liberty	11/22/03
252	Brian Forster (URI)	Richmond	12/1/84
248	Carnell Henderson (BU)	Rhode Island	10/8/94
246	Cory Parks (NU)	Albany	9/6/03
240	David Conklin (WM)	VMI	9/13/97
236	Justin Long (UD)	Maine	10/2/04
236	Keith Hugger (UC)	Delaware	11/27/81

<b>Senior Record:</b> 354	Eddie Conti (UD) vs. Connecticut (11/7/98)
<b>Junior Record:</b> 327	Brian Forster (URI) vs. Brown (9/28/85)
<b>Sophomore Record:</b> 284	<b>David Ball (UNH)</b> vs. Villanova (10/2/04)
<b>Freshman Record:</b> 213	<b>Charles Sullivan (HOF)</b> vs. Rhode Island (9/25/04)

<b>Senior Record:</b> 16	Brian Finneran (VU) vs. Youngstown St. (12/16/97)
<b>Junior Record:</b> 18	Brian Forster (URI) vs. Brown (19/28/85)
<b>Sophomore Record:</b> 18	Brian Forster (URI) vs. Richmond (12/1/84)
<b>Freshman Record:</b> 14	John Perry (UNH) vs. Richmond (10/21/89)

## Receiving Touchdowns, Career

TD	Name	School	Years
45	<b>David Ball</b>	New Hampshire	2003 -
41	Dave Klemic	Northeastern	1997-2000
38	Dameon Reilly	Rhode Island	1983-1985
34	Cory Parks	Northeastern	2002-2005
34	Brian Finneran	Villanova	1994-1997
32	Bill Brooks	Boston University	1982-1985
32	Brian Forster	Rhode Island	1983-1987
32	Adrian Zullo	Massachusetts	1998-2002
31	Rich Musinski	William & Mary	2000-2003
31	Eddie Conti	Delaware	1994-1998

## Receiving Touchdowns, Season

TD	Name (School)	Cl.	Gms.	Year
24	<b>David Ball (UNH)</b>	Jr.	13	2005

## Receiving Touchdowns, Game

Rec.	Name (School)	Opponent	Date
5	<b>Andrae Brown (TU)</b>	Northeastern	9/24/05

Active Players in **bold**

# ATLANTIC 10 RECORDS

## TEAM SCORING RECORDS

### Most Points Scored, Two Teams (Game)

125	Connecticut 125, Newport NTS 0	1949
115	Maine 59, Delaware 56 (2OT)	10/31/87
113	Delaware 58, West Chester 55	9/24/94
113	Rhode Island 58, Maine 55 (6OT)	9/18/82
106	Massachusetts 64, New Hampshire 42	11/19/88
106	New Hampshire 59, Maine 47	11/19/05
105	Hofstra 62, Rhode Island 43	9/25/04
105	Villanova 65, Buffalo 40	11/14/98
103	Richmond 52, Massachusetts 51 (4OT)	9/19/87
103	New Hampshire 52, Boston University 51 (2OT)	11/19/94


### Fewest Points Scored, Two Teams (Game)

0	Maine 0, New Hampshire 0	10/13/51
0	Connecticut 0, New Hampshire 0	11/3/56
0	Connecticut 0, Rhode Island 0	11/16/57
0	Maine 0, Rhode Island 0	9/26/59
0	Massachusetts 0, Northeastern 0	10/24/59
0	Massachusetts 0, Harvard 0	9/28/63
0	Connecticut 0, New Hampshire 0	10/31/64
0	Connecticut 0, Rhode Island 0	11/12/66
0	Rhode Island 0, Vermont 0	10/14/67
2	Maine 2, Connecticut 0	10/21/61

### Fewest Points Scored, Two Teams\*

3	Massachusetts 3, Northeastern 0	9/29/84
3	Massachusetts 3, Villanova 0	11/10/90
6	Richmond 3, Fordham 3	10/21/95
7	Northeastern 7, Richmond 0	10/20/01
10	Rhode Island 7, Massachusetts 3	10/5/85
10	Richmond 7, New Hampshire 3	11/4/95
10	Massachusetts 7, Holy Cross 3	9/19/92
10	Maine 10, Kutztown 0	9/12/92
13	Massachusetts 10, Maine 3	9/21/91
13	Northeastern 10, Boston University 3	11/9/96
13	Northeastern 10, New Hampshire 3	9/5/98
13	Rhode Island 7, James Madison 6	10/14/00

\*since overtime was implemented in 1982



*Murle Sango of Villanova led the Atlantic 10 with 98 receptions in 1999.*

## ANNUAL RECEPTIONS LEADERS

Year	Name (Team)	Rec.	Yards
1978	Dave Loehle (UNH)	37	514
1979	Kevin O'Connor (UM)	33	518
1980	Reggie Eccleston (UC)	50	1,081
1981	Keith Hugger (UC)	57	1,145
1982	Tom Mut (URI)	45	803
1983	Bill Brooks (BU)	56	891
1984	Brian Forster (URI)	100	1,357
1985	Brian Forster (URI)	115	1,617
1986	Dennis Gadbois (BU)	70	1,095
1987	Curtis Olds (UNH)	61	807
1988	Glenn Antrum (UC)	77	1,130
1989	Darren Altieri (BU)	75	868
1990	Mark Didio (UC)	78	1,153
1991	Mark Didio (UC)	88	1,354
1992	Darren Rizzi (URI)	74	1,103
1993	David Gamble (UNH)	67	1,138
1994	Cy Butler (URI)	73	808
1995	Ed Mantie (BU)	81	943
1996	Brian Finneran (VU)	81	1,207
1997	Rameek Wright (UM)	88	1,169
1998	Eddie Conti (UD)	91	1,712
1999	Murle Sango (VU)	98	1,064
2000	Dwayne Wilmot (UM)	67	995
2001	Stefan Gomes (UM)	81	1,069
2002	Brian White (VU)	72	805
2003	Rich Musinski (WM)	63	888
2004	<b>David Ball (UNH)</b>	86	1,504
2005	<b>David Ball (UNH)</b>	87	1,551

### Most Points Scored, One Team

125	Connecticut 125, Newport NTS 0	1949
84	Delaware 84, West Chester 0	9/23/00
78	Northeastern 78, Stonehill 6	8/30/03
77	Maine 77, Morgan State 24	11/8/03
77	Massachusetts 77, Northeastern 0	10/9/99
76	James Madison 76, Morgan State 7	9/2/95
72	James Madison 72, Lock Haven 0	9/2/00
71	Connecticut 71, Massachusetts 6	10/13/56
71	Northeastern 71, Cheyney 0	9/4/04
70	New Hampshire 70, Central Connecticut 20	8/30/03
70	Towson 70, Lock Haven 0	9/10/05

### Largest Margin of Victory

125	Connecticut 125, Newport NTS 0	1949
84	Delaware 84, West Chester 0	9/23/00
77	Massachusetts 77, Northeastern 0	10/9/99
72	Northeastern 78, Stonehill 6	8/30/03
72	James Madison 72, Lock Haven 0	9/2/00
71	Northeastern 71, Cheyney 0	9/4/04
71	Connecticut 71, Massachusetts 6	10/13/56
70	Towson 70, Lock Haven 0	9/10/05
69	James Madison 76, Morgan State 7	9/2/95
65	Connecticut 71, Massachusetts 6	10/13/56
64	Villanova 64, West Chester 0	8/28/97

Active Players in **bold**

# ATLANTIC 10 RECORDS

## INDIVIDUAL SCORING RECORDS

### Touchdowns Scored, Career

<i>TD</i>	<i>Name</i>	<i>School</i>	<i>Years</i>
89	Brian Westbrook	Villanova	1997-2001
70	Jerry Azumah	New Hampshire	1995-1998
63	Marcel Shipp	Massachusetts	1997-2000
55	Rene Ingoglia	Massachusetts	1992-1995
55	Paul Lewis	Boston University	1981-1984
50	Daryl Brown	Delaware	1991-1994
51	Barry Bourassa	New Hampshire	1989-1992
49	Bill Burnham	New Hampshire	1973-1977
46	Stephan Lewis	New Hampshire	1999-2002
45	<b>David Ball</b>	New Hampshire	2003 -
45	Norm Ford	New Hampshire	1986-1989

### Scoring, Career

<i>Pts.</i>	<i>Name</i>	<i>School</i>	<i>Years</i>
544	Brian Westbrook	Villanova	1997-2001
424	Jerry Azumah	New Hampshire	1995-1998
378	Marcel Shipp	Massachusetts	1997-2000
332	Rene Ingoglia	Massachusetts	1992-1995
332	Paul Lewis	Boston University	1981-1984
308	Daryl Brown	Delaware	1991-1994
306	Barry Bourassa	New Hampshire	1989-1992
294	Bill Burnham	New Hampshire	1974-1977
286	Stephan Lewis	New Hampshire	1999-2002
270	<b>David Ball</b>	New Hampshire	2003 -

### Extra Points, Career

<i>XP</i>	<i>Name</i>	<i>School</i>	<i>Years</i>
174	Connor McCormick	New Hampshire	2002-2005
167	Sean Leach	Delaware	1994-1997
166	Greg Kuehn	William & Mary	2002-2005
162	Miro Kesic	Northeastern	2002-2005
148	Casey Hannon	Villanova	1998-2001
145	Chris Onorato	Hofstra	2000-04
142	Mark Kiefer	Villanova	1994-1997
136	Mike Morello	Boston University	1991-1994
134	Adam James	Villanova	2002-2005
128	Brian Shallcross	William & Mary	1994-1997

### Most Extra Points Made, Game (Individual)

11 Mike Mellow (UM) vs. Morgan State, 11/8/03

### Most Extra Points Made, Game (Team)

11 Maine vs. Morgan State, 11/8/03  
 11 Massachusetts vs. Northeastern, 10/9/99

### Most Extra Points Made, Season

67 New Hampshire, 2005 (13 Games)

### Most Extra Points Attempted, Game

11 Four times, Last by Maine vs. Morgan State, 11/8/03

### Most Extra Points Attempted, Season

71 New Hampshire, 2005 (13 Games)  
 71 Massachusetts, 1998 (15 Games)

### Most 2-Point Conversions Made, Game

2 Brian Finneran (VU) vs. Northeastern, 11/22/97

### Most 2-Point Conversions Made, Game (Team)

4 Massachusetts vs. Delaware, 10/10/87

### Most 2-Point Conversions Made, Season

22 Connecticut, 1958

### Field Goals, Career

<i>FG</i>	<i>Name</i>	<i>School</i>	<i>Years</i>
59	Greg Kuehn	William & Mary	2002-2005
50	Chris Onorato	Hofstra	2000-2004
48	Miro Kesic	Northeastern	2002-2005
48	Brian Shallcross	William & Mary	1994-1997
46	Brett Sterba	William & Mary	1997-2000
44	Brandon Hanes	Northeastern	1994-1997
40	Connor McCormick	New Hampshire	2002-2005
41	Rob Courter	Richmond	1987-1990
39	John Coursey	James Madison	1993-1996
38	Casey Hannon	Villanova	1998-2001
38	Matt Walker	Rhode Island	1995-1998

### Longest Field Goal

<i>Long</i>	<i>Name (School)</i>	<i>Opponent</i>	<i>Date</i>
57	Miro Kesic (NU)	Richmond	11/2/02
56	Jim McManus (UC)	New Hampshire	10/3/98
54	Steve Leo (UD)	Navy	10/24/92
53	Brett Sterba (WM)	Delaware	10/14/00
53	Dave Teggart (UNH)	Northeastern	10/22/97
53	Frank Venezia (VU)	Connecticut	10/7/95
53	Steve Leo (UD)	Richmond	11/16/91
53	Domingos Carlos (UC)	Holy Cross	1.0/15/83
53	Bob Segar (UC)	Rhode Island	11/18/78
52	Five times, Last by Chris Onorato (HOF)	Richmond	10/30/04

### Most Field Goals Made, Game (Individual)

5 Mark Kiefer (VU) vs. Richmond, 11/18/95

### Most Field Goals Made, Game (Team)

5 Villanova vs. Richmond, 11/18/95

### Most Field Goals Made, Season (Individual)

19 Greg Kuehn, William & Mary, 2004

### Most Field Goals Made, Season (Team)

19 William & Mary, 2004

### Most Field Goals Attempted, Game (Team)

6 Joe Connolly (NU) vs. Connecticut, 10/31/98

### Most Field Goals Attempted, Season (Team)

30 Boston University, 1993 (13 Games)

## INDIVIDUAL

### Most Points Scored, Game

36 Erwin Matthews (UR) vs. Massachusetts, 9/19/87

### Most Points Scored, Season

176 Brian Westbrook (VU), 2001

### Most Touchdowns, Game

6 Erwin Matthews (UR) vs. Massachusetts, 9/19/87

### Most Touchdowns, Season

29 Brian Westbrook (VU), 2001

## TEAM

### Most Points Scored, Season

555 Delaware, 2003 (16 games)

### Most Touchdowns Scored, Game

12 Massachusetts vs. Northeastern, 10/9/99

### Most Touchdowns Scored, Season

74 New Hampshire, 2005 (13 Games)

# ATLANTIC 10 RECORDS

<u>Interceptions, Career</u>			
<i>Int</i>	<i>Name</i>	<i>School</i>	<i>Years</i>
24	Chris Helon	Boston University	1991-1994
24	Darren Sharper	William & Mary	1993-1996
23	Kevin Smith	Rhode Island	1987-1990
21	Derek Carter	Maine	1994-1997
21	Mark Seals	Boston University	1985-1988
20	Shannon James	Massachusetts	2002-2005
20	Billy Pappas	New Hampshire	1952-1954
18	Matt Latham	Connecticut	1982-1984
18	Grady Fuller	Massachusetts	1977-1980
18	Steve Rogers	Massachusetts	1968-1970

## INDIVIDUAL

<u>Most Interceptions, Game</u>	
4	Three times, Last by Kevin Smith (URI) vs. Massachusetts, 10/8/88
<u>Most Interception Return Yards, Game</u>	
160	Dave Brown (UM) vs. Bowdoin, 11/10/62
<u>Most Interceptions, Season</u>	
12	Chris Helon (BU), 1993
<u>Most Interception Return Yards, Season</u>	
239	Mike Cassidy (URI), 1985
<u>Most Interception Return Touchdowns, Game</u>	
2	Twice, Last by Allante Harrison (TU) vs. Elon, 9/4/04
<u>Most Interception Return Touchdowns, Season</u>	
2	Record is held by many, Last by Allante Harrison (TU), 2004
<u>Most Interception Return Yards, Career</u>	
488	Darren Sharper (WM), 1993-96
<u>Most Interception Return Touchdowns, Career</u>	
4	T.J. Hill (NU), 1998-01
<u>Longest Interception Return, Game</u>	
100	Five times, Last by <b>Tony LeZotte</b> (JMU) vs. Towson, 11/19/2005

## TEAM

<u>Most Interceptions, Game</u>	
7	Three times, Last by Maine vs. Towson (11/16/91)
<u>Most Interception Return Yards, Game</u>	
160	Maine vs. Bowdoin, 11/10/62
<u>Most Interception Return Touchdowns, Game</u>	
2	Several times, Last by James Madison vs. Towson, 11/19/2005
<u>Most Interceptions, Season</u>	
31	Delaware, 1986 (13 Games)
<u>Most Interception Return Yards, Season</u>	
581	Delaware, 1996 (12 Games)
<u>Most Interception Return Touchdowns, Season</u>	
7	Northeastern, 1996

## ANNUAL INTERCEPTION LEADERS

<i>Year</i>	<i>Name</i>	<i>Team</i>	<i>Int</i>
1980	Darrell Wilson	Connecticut	8
1981	Dwayne Lopes	Maine	6
1982	Matt Latham	Connecticut	6
	John McGrath	Maine	6
	Grady Fuller	Maine	6
1983	Tony Hill	Rhode Island	9
1984	Tony Hill	Rhode Island	5
	Tim Teevens	New Hampshire	5
1985	Mike Cassidy	Rhode Island	11
1986	Eric Thompson	New Hampshire	10
1987	Tim Byrne	New Hampshire	5
	Ken Lucas	Delaware	5
	Mark Seals	Boston University	5
1988	Kevin Smith	Rhode Island	9
1989	Ryan Jones	New Hampshire	7
1990	Claude Pettaway	Maine	11
1991	Warren McIntire	Delaware	9
1992	Mark Chapman	Connecticut	8
1993	Chris Helon	Boston University	12
1994	Mark Hopkins	Northeastern	7
	Darren Sharper	William & Mary	7
1995	Darren Sharper	William & Mary	7
1996	Darren Sharper	William & Mary	10
1997	Tony Booth	James Madison	8
	Derek Carter	Maine	8
1998	Ron Iannotti	Rhode Island	7
1999	Dan Mulhern	Delaware	7
	Lance Small	Rhode Island	7
2000	T. J. Hill	Northeastern	8
2001	Art Smith	Northeastern	7
	Chuck Wesley	Rhode Island	7
2002	Billy Parker	William & Mary	5
	Ramon Richeson	Richmond	5
2003	Steve Costello	Massachusetts	6
2004	Shannon James	Massachusetts	8
2005	Etienne Boulay	New Hampshire	5
	<b>Daren Stone</b>	Maine	5

## Average All-Purpose Yardage, Season (Minimum 1000 Yards)

<i>Avg.</i>	<i>Name (School)</i>	<i>Cl.</i>	<i>Gms.</i>	<i>Yards</i>	<i>Year</i>
275.1	Brian Westbrook (VU)	So.	11	3,026	1998
272.0	Brian Westbrook (VU)	Jr.	11	2,992	2000
256.6	Brian Westbrook (VU)	Sr.	11	2,823	2001
247.8	Jerry Azumah (UNH)	Sr.	11	2,726	1998
217.1	Stephan Lewis (UNH)	Jr.	11	2,388	2001
216.6	Marcel Shipp (UMass)	So.	14	3,032	1998
215.3	Eddie Conti (UD)	Sr.	11	2,368	1998
202.6	Stephan Lewis (UNH)	Sr.	11	2,229	2002
202.3	Jerry Azumah (UNH)	Jr.	11	2,225	1997
192.8	Barry Bourassa (UNH)	Sr.	12	2,313	1991

<b>Senior Record:</b> 256.6	Brian Westbrook (VU), 2001
<b>Junior Record:</b> 272.0	Brian Westbrook (VU), 2000
<b>Sophomore Record:</b> 275.1	Brian Westbrook (VU), 1998
<b>Freshman Record:</b> 118.6	<b>Joe Casey (URI)</b> , 2005

Active Players in bold

# ATLANTIC 10 RECORDS

## All-Purpose Yardage, Career (All Games)

Yards	Name	School	Years
9,512	Brian Westbrook	Villanova	1997-01
8,367	Jerry Azumah	New Hampshire	1995-98
7,759	Marcel Shipp	Massachusetts	1997-00
6,410	Stephan Lewis	New Hampshire	1999-02
6,248	Barry Bourassa	New Hampshire	1989-92
6,096	Eddie Conti	Delaware	1994-98
5,380	Cy Butler	Rhode Island	1993-96
5,295	Tory Taylor	Connecticut	1995-98
5,277	Garry Pearson	Massachusetts	1979-82
5,013	Daryl Brown	Delaware	1991-94

## Total Offense, Career

Yards	Name	School	Years
10,948	Dave Corley, Jr.	William & Mary	1999-02
9,993	Chris Boden	Villanova	1996-99
9,317	Brett Gordon	Villanova	1999-03
9,269	Matt DeGennaro	Connecticut	1987-90
9,051	Bill Vergantino	Delaware	1989-92
8,839	Shane Stafford	Connecticut	1995-98
8,837	Mike Buck	Maine	1986-89
8,685	Jake Eaton	Maine	1999-02
8,448	Ryan Day	New Hampshire	1998-01
8,063	Tom Ehrhardt	Rhode Island	1984-85

## INDIVIDUAL

### Total Offense, Season

4372 Tom Ehrhardt (URI), 1985 (13 Games)

### Total Offense, Game

566 Tom Ehrhardt (URI) vs. Connecticut, 11/16/85

### Most Plays, Game

80 Tom Ehrhardt (URI) vs. Furman, 12/7/85

### Most Plays, Season

685 Tom Ehrhardt (URI), 1985 (13 Games)

### Most Plays, Career

1580 Bill Vergantino (UD), 1989-1992

## TEAM

### Most Plays, Game

113 Villanova vs. Connecticut, 10/7/89

### Most Plays, Season

1195 Massachusetts, 1998 (15 Games)

### Most Total Yards, Game

745 Northeastern vs. Stonehill, 8/30/03

### Most Total Yards, Season

7074 Massachusetts, 1998 (15 Games)

### Highest Average Total Offense, Season

493.9 New Hampshire, 2005 (13 Games)

### Most First Downs, Game

37 Connecticut vs. Yale, 9/26/98

### Most First Downs, Season

356 Villanova, 2002 (15 games)

## PUNTING

### Most Punts, Game

13 Three times, Last by Rocco Navarro (UM) vs. Nebraska, 9/3/2005

### Most Punts, Season

87 Steve Wood (UM), 1978

## Most Punts, Career

288 Andrew Maclay (UMass)  
1995-98

## Most Punting Yards, Game

518 Rocco Navarro (UM) vs. Nebraska  
(9/3/05)

## Most Punting Yards, Season

3239 Brad Costello (BU), 1997

## Most Punting Yards, Career

11,278 Andrew Maclay (UMass)  
1995-98

## Highest Punting Average, Season

44.38 Mike Leach (WM), 1998

## Highest Punting Average, Career

42.3 Brad Costello (BU), 1995-97

## Longest Punt, Game

93 Tyler Grogan (NU) vs. Villanova  
(9/8/01)

## TEAM

### Most Punts, Game

13 Three times, Last by Maine vs. Nebraska (9/3/05)

### Most Punts, Season

87 Maine, 1978

### Most Yards Punting, Game

518 Maine vs. Nebraska (9/29/01)

### Most Yards Punting, Season

3,239 Boston University, 1997

### Highest Punting Average, Season

44.4 Boston University, 1997

## PUNT RETURNS

### Most Punt Returns, Game

9 Paul Keaney (UM) vs. Youngstown State (9/8/01)

### Most Punt Returns, Season

48 Stan Harrison (UNH) (1986)

### Most Punt Returns, Career

108 Winston October (UR), 1995-98

### Most Punt Return Yards, Game

157 Ron Harris (UM) vs. Colgate,  
11/2/74

### Most Punt Return Yards, Season

541 Winston October (UR), 1998  
(12 Games)

### Most Punt Return Yards, Career

1,488 Delvin Joyce (JMU), 1997-00

### Most Punt Return TDs, Game

2 Matt Latham (UC) vs. Yale,  
9/24/83

### Most Punt Return TDs, Season

3 Cy Butler (URI), 1995

## Longest Punt Return, Game

93 Ron Harris (UMass) vs. UNH  
(11/16/74)

## Most Punt Return TDs, Career

3 Record is held by many, Last  
by Eddie Conti (UD),  
1994-98

## TEAM

### Most Punt Returns, Game

11 Record is held by many, Last By  
Connecticut vs. Maine,  
10/16/71

### Most Punt Returns, Season

63 William & Mary, 1996 (13 Games)

### Most Punt Return Yards, Game

165 Massachusetts vs. Colgate,  
11/2/74

### Most Punt Return Yards, Season

625 William & Mary, 1996  
(13 Games)

### Most Punt Return TDs, Game

2 Connecticut vs. Yale, 9/24/83

### Most Punt Return TDs, Season

3 Connecticut, 1996

## KICKOFF RETURNS

### Most Kickoff Return Yards, Game

269 Brian Westbrook (VU) vs. UD  
(11/18/00)

### Most Kickoff Return Yards, Season

1,048 Brian Westbrook (VU), 2000  
(11 games)

### Most Kickoff Return Yards, Career

2,433 Brian Westbrook (VU), 1997-01

### Most Kickoff Returns, Game

9 Brian Westbrook (VU) vs UD  
(11/18/00)

9 Jordan Younger (UC) vs. UNH  
(11/13/99)

### Most Kickoff Returns, Season

41 Tory Taylor (UC), 1998 (13 Games)

### Most Kickoff Returns, Career

89 Delvin Joyce (JMU), 1997-00

89 Tory Taylor (UC), 1995-98

### Most Kickoff Return TDs, Game

1 Record is held by many

### Longest Kickoff Return, Game

100 Six times, Last by Art Smith (NU)  
vs. VU, 11/9/02

## TEAM

### Most Kickoff Returns, Game

9 Four times, Last by Villanova vs.  
Delaware, 11/18/00

### Most Kickoff Returns, Season

71 Massachusetts, 1998 (15 Games)

### Most Kickoff Return Yards, Season

1,395 Connecticut, 1998 (13 Games)

# ATLANTIC 10 NCAA PLAYOFF HISTORY

Year	Round	Result
1978	First	<b>Massachusetts 44</b> , Nevada-Reno 21
	Final	Florida A&M 35, <b>Massachusetts 28</b>
1981	First	Idaho State 51, <b>Rhode Island 0</b>
1982	First	Colgate 21, <b>Boston University 7</b>
1983	First	<b>Boston University 24</b> , Eastern Kentucky 20
	Quarterfinals	Furman 35, <b>Boston University 16</b>
1984	First	Richmond 35, <b>Boston University 33</b>
	Quarterfinals	<b>Rhode Island 23</b> , Richmond 17
1985	Semifinals	Montana State 32, <b>Rhode Island 20</b>
	First	<b>Rhode Island 35</b> , Akron 27
1986	Quarterfinals	Furman 59, <b>Rhode Island 15</b>
	First	<b>Delaware 51</b> , William & Mary 17
1987	Quarterfinals	Arkansas State 55, <b>Delaware 14</b>
	First	Appalachian State 20, <b>Richmond 3</b>
1988	First	Georgia Southern 31, <b>Maine 28</b> (OT)
	First	Furman 21, <b>Delaware 7</b>
1989	First	Eastern Kentucky 28, <b>Massachusetts 17</b>
	First	Southwest Missouri State 38, <b>Maine 35</b>
1990	First	Georgia Southern 52, <b>Villanova 36</b>
	First	William & Mary 38, <b>Massachusetts 0</b>
1991	First	Samford 29, <b>New Hampshire 13</b>
	First	Youngstown State 17, <b>Villanova 16</b>
1992	First	James Madison 42, <b>Delaware 35</b> (2OT)
	First	Youngstown State 23, <b>Villanova 20</b>
1993	First	<b>Delaware 56</b> , Samford 21
	Quarterfinals	<b>Delaware 41</b> , Northeast Louisiana 18
1993	Semifinals	Marshall 28, <b>Delaware 7</b>
	First	<b>Boston University 27</b> , Northern Iowa 21 (2OT)
1994	First	<b>Delaware 49</b> , Montana 48
	First	McNeese State 34, <b>William &amp; Mary 28</b>
1994	Quarterfinals	Idaho 21, <b>Boston University 14</b>
	Quarterfinals	Marshall 34, <b>Delaware 31</b>
1994	First	Eastern Kentucky 30, <b>Boston University 23</b>
	First	Appalachian State 17, <b>New Hampshire 10</b> (OT)
1995	First	<b>James Madison 45</b> , Troy State 26
	Quarterfinals	Marshall 28, <b>James Madison 21</b> (OT)
1995	First	<b>Delaware 38</b> , Hofstra 17
	First	Appalachian State 31, <b>James Madison 24</b>
1996	Quarterfinals	McNeese State 52, <b>Delaware 18</b>
	First	<b>William &amp; Mary 45</b> , Jackson State 6
1996	First	Marshall 59, <b>Delaware 14</b>
	First	East Tennessee State 35, <b>Villanova 29</b>
1997	Quarterfinals	Northern Iowa 38, <b>William &amp; Mary 35</b>
	First	<b>Villanova 49</b> , Colgate 28
1997	First	<b>Delaware 24</b> , Hofstra 14
	Quarterfinals	<b>Delaware 16</b> , Georgia Southern 7
1997	Quarterfinals	Youngstown State 37, <b>Villanova 34</b>
	Semifinals	McNeese State 23, <b>Delaware 21</b>



*Tubby Raymond guided Delaware to nine I-AA playoff appearances.*

Year	Round	Result
1998	First	Lehigh 24, <b>Richmond 23</b>
	First	<b>Connecticut 42</b> , Hampton 34
1998	First	<b>Massachusetts 21</b> , McNeese State 19
	Quarterfinals	Georgia Southern 52, <b>Connecticut 30</b>
1998	Quarterfinals	<b>Massachusetts 27</b> , Lehigh 21
	Semifinals	<b>Massachusetts 41</b> , Northwestern State 31
1998	Final	<b>Massachusetts 55</b> , Georgia Southern 43
	First	<b>Massachusetts 30</b> , Furman 23 (OT)
1999	First	Troy State 27, <b>James Madison 7</b>
	Quarterfinals	Georgia Southern 38, <b>Massachusetts 21</b>
2000	First	<b>Delaware 49</b> , Portland State 14
	First	<b>Richmond 10</b> , Youngstown State 3
2000	Quarterfinals	<b>Delaware 47</b> , Lehigh 22
	Quarterfinals	Montana 34, <b>Richmond 20</b>
2001	Semifinals	Georgia Southern 27, <b>Delaware 18</b>
	First	<b>Maine 14</b> , McNeese State 10
2001	First	Lehigh 27, <b>Hofstra 24</b> (OT)
	First	Appalachian State 40, <b>William &amp; Mary 27</b>
2002	Quarterfinals	Northern Iowa 56, <b>Maine 28</b>
	First	<b>Maine 14</b> , Appalachian State 13
2002	First	<b>Villanova 45</b> , Furman 38
	First	Fordham 29, <b>Northeastern 24</b>
2002	Quarterfinals	<b>Villanova 24</b> , Fordham 10
	Quarterfinals	Georgia Southern 31, <b>Maine 7</b>
2003	Semifinals	McNeese State 39, <b>Villanova 28</b>
	First	<b>Delaware 48</b> , Southern Illinois 7
2003	First	Colgate 19, <b>Massachusetts 7</b>
	Quarterfinals	<b>Delaware 37</b> , Northern Iowa 7
2003	Semifinals	<b>Delaware 24</b> , Wofford 9
	Final	<b>Delaware 40</b> , Colgate 0
2004	First	<b>Delaware 28</b> , Lafayette 14
	First	<b>James Madison 14</b> , Lehigh 13
2004	First	<b>New Hampshire 27</b> , Georgia Southern 23
	First	<b>William &amp; Mary 42</b> , Hampton 35
2004	Quarterfinals	<b>William &amp; Mary 44</b> , <b>Delaware 38</b> (2OT)
	Quarterfinals	<b>James Madison 14</b> , Furman 13
2004	Quarterfinals	Montana 47, <b>New Hampshire 17</b>
	Semifinals	<b>James Madison 48</b> , <b>William &amp; Mary 34</b>
2005	Final	<b>James Madison 31</b> , Montana 21
	First	<b>New Hampshire 55</b> , Colgate 21
2005	First	<b>Richmond 38</b> , Hampton 10
	Quarterfinals	Northern Iowa 24, <b>New Hampshire 21</b>
2005	Quarterfinals	Furman 24, <b>Richmond 20</b>

*Results of member institutions listed only when school was part of the Yankee/Atlantic 10 Football Conference.*

## THE A-10 VS...

*(in the NCAA playoffs)*

Appalachian State	1-4	Marshall	1-3
Arkansas State	0-1	McNeese State	2-4
Akron	1-0	Montana	2-2
Colgate	3-2	Montana State	0-1
East Tennessee State	0-1	Nevada-Reno	1-0
Eastern Kentucky	1-2	Northeast Louisiana	1-0
Florida A&M	0-1	Northern Iowa	2-3
Fordham	1-1	Northwestern State	1-0
Furman	3-5	Portland State	1-0
Georgia Southern	3-6	Richmond	1-1
Hampton	3-0	Samford	1-1
Hofstra	2-0	Southern Illinois	1-0
Idaho	0-1	S.W. Missouri State	0-1
Idaho State	0-1	Troy State	1-1
Jackson State	1-0	Wofford	1-0
James Madison	0-1	Youngstown State	1-3
Lafayette	1-0	William & Mary	1-1
Lehigh	3-2		

*\*Does not reflect the WM-UD and WM-JMU contests in the 2004 playoffs as they are each Conference members.*

# TEAM-BY-TEAM POSTSEASON HISTORY

## DELAWARE

<i>Date</i>	<i>Game/Bowl</i>	<i>Opponent</i>	<i>Result</i>
1946	Cigar Bowl	Rollins (FL)	W/21-7
1954	Refrigerator Bowl	Kent State	W/19-7
1968	Boardwalk Bowl	Indiana (PA)	W/31-24
1969	Boardwalk Bowl	N.C. Central	W/31-13
1970	Boardwalk Bowl	Morgan State	W/38-23
1971	Boardwalk Bowl	C.W. Post	W/72-22
1973	NCAA II Qtr.	Grambling	L/17-8
1974	NCAA II Qtr.	Youngstown State	W/35-14
1974	NCAA II Semis.	UNLV	W/49-11
1974	NCAA II Final	Central Michigan	L/54-14
1976	NCAA II Qtr.	No. Michigan	L/28-17
1978	NCAA II Qtr.	Jacksonville State	W/42-27
1978	NCAA II Semis.	Winston-Salem State	W/41-0
1978	NCAA II Final	Eastern Illinois	L/10-9
1979	NCAA II Qtr.	Virginia Union	W/58-28
1979	NCAA II Semis.	Mississippi College	W/60-10
1979	NCAA II Final	Youngstown State	W/38-21
1981	NCAA I-AA 1st	Eastern Kentucky	L/35-28
1982	NCAA I-AA Qtr.	Colgate	W/20-13
1982	NCAA I-AA Semis.	Louisiana Tech	W/17-0
1982	NCAA I-AA Final	Eastern Kentucky	L/17-14
1986	NCAA I-AA 1st	William & Mary	W/51-17
1986	NCAA I-AA Qtr.	Arkansas State	L/55-14
1988	NCAA I-AA 1st	Furman	L/21-7
1991	NCAA I-AA 1st	James Madison (2OT)	L/42-35
1992	NCAA I-AA 1st	Samford	W/56-21
1992	NCAA I-AA Qtr.	NE Louisiana	W/41-18
1992	NCAA I-AA Semis.	Marshall	L/21-7
1993	NCAA I-AA 1st	Montana	W/49-48
1993	NCAA I-AA Qtr.	Marshall	L/34-31
1995	NCAA I-AA 1st	Hofstra	W/38-17
1995	NCAA I-AA Qtr.	McNeese State	L/52-18
1996	NCAA I-AA 1st	Marshall	L/59-14
1997	NCAA I-AA 1st	Hofstra	W/29-14
1997	NCAA I-AA Qtr.	Georgia Southern	W/16-7
1997	NCAA I-AA Semis.	McNeese State	L/23-21
2000	NCAA I-AA 1st	Portland State	W/49-14
2000	NCAA I-AA Qtr.	Lehigh	W/47-22
2000	NCAA I-AA Semis.	Georgia Southern	L/27-18
2003	NCAA I-AA 1st	Southern Illinois	W/48-7
2003	NCAA I-AA Qtr.	Northern Iowa	W/37-7
2003	NCAA I-AA Semis.	Wofford	W/24-9
2003	NCAA I-AA Final	Colgate	W/40-0
2004	NCAA I-AA 1st	Lafayette	W/28-14
2004	NCAA I-AA Qtr.	William & Mary (2OT)	L/44-38



*Quarterback Andy Hall guided Delaware to the 2003 national championship.*

## HOFSTRA

<i>Date</i>	<i>Game/Bowl</i>	<i>Opponent</i>	<i>Result</i>
1983	NCAA III	Union	L/51-19
1986	NCAA III	Montclair State	L/24-21
1987	NCAA III	Fordham	L/41-6
1988	NCAA III	Cortland State	L/32-27
1989	NCAA III	Montclair State	L/23-6
1990	NCAA III	Cortland State	W/35-9
	NCAA III Qtr.	Trenton State	W/38-3
	NCAA III Semis.	Lycoming	L/20-10
1995	NCAA I-AA 1st	Delaware	L/38-17
1997	NCAA I-AA 1st	Delaware	L/24-14
1999	NCAA I-AA 1st	Lehigh	W/27-15
	NCAA I-AA Qtr.	Illinois State	L/37-20
2000	NCAA I-AA 1st	Furman	W/31-24
	NCAA I-AA Semis.	Georgia Southern	L/48-20
2001	NCAA I-AA 1st	Lehigh (OT)	L/27-24

# TEAM-BY-TEAM POSTSEASON HISTORY



James Madison defeated Montana, 31-21, to win the 2004 national championship.

## JAMES MADISON

Date	Game/Bowl	Opponent	Result
1987	NCAA I-AA 1st	Marshall	L/41-12
1991	NCAA I-AA 1st	Delaware (2OT)	W/42-35
1991	NCAA I-AA Qtr.	Samford	L/24-21
1994	NCAA I-AA 1st	Troy State	W/45-26
1994	NCAA I-AA Qtr.	Marshall (OT)	L/28-21
1995	NCAA I-AA 1st	Appalachian State	L/31-24
1999	NCAA I-AA 1st	Troy State	L/27-7
2004	NCAA I-AA 1st	Lehigh	W/14-13
2004	NCAA I-AA Qtr.	Furman	W/14-13
2004	NCAA I-AA Semis.	William & Mary	W/48-34
2004	NCAA I-AA Final	Montana	W/31-21

## MAINE

Date	Game/Bowl	Opponent	Result
1965	Tangerine Bowl	East Carolina	L/31-0
1987	NCAA I-AA 1st	Georgia Southern (OT)	L/31-28
1989	NCAA I-AA 1st	Southwest Missouri State	L/38-35
2001	NCAA I-AA 1st	McNeese State	W/14-10
2001	NCAA I-AA Qtr.	Northern Iowa	L/56-28
2002	NCAA I-AA 1st	Appalachian State	W/14-13
2002	NCAA I-AA Qtr.	Georgia Southern	L/31-7

## MASSACHUSETTS

Date	Game/Bowl	Opponent	Result
1964	Tangerine Bowl	East Carolina	L/14-13
1972	Boardwalk Bowl	UC Davis	W/35-14
1977	NCAA II Qtr.	Lehigh	L/30-23
1978	NCAA I-AA Semis.	Nevada-Reno	W/44-21
1978	NCAA I-AA Final	Florida A&M	L/35-28
1988	NCAA I-AA 1st	Eastern Kentucky	L/28-17
1990	NCAA I-AA 1st	William & Mary	L/38-0
1998	NCAA I-AA 1st	McNeese State	W/21-19
1998	NCAA I-AA Qtr.	Lehigh	W/27-21
1998	NCAA I-AA Semis.	Northwestern State	W/41-31
1998	NCAA I-AA Final	Georgia Southern	W/55-43
1999	NCAA I-AA 1st	Furman (OT)	W/30-23
1999	NCAA I-AA Qtr.	Georgia Southern	L/38-21
2003	NCAA I-AA 1st	Colgate	L/19-7

## NEW HAMPSHIRE

Date	Game/Bowl	Opponent	Result
1975	NCAA II Qtr.	Lehigh	W/35-21
1975	NCAA II Semis.	Western Kentucky	L/14-3
1976	NCAA II Qtr.	Montana State	L/17-16
1991	NCAA I-AA 1st	Samford	L/29-13
1994	NCAA I-AA 1st	Appalachian State (OT)	L/17-10
2004	NCAA I-AA 1st	Georgia Southern	W/27-23
2004	NCAA I-AA Qtr.	Montana	L/47-17
2005	NCAA I-AA 1st	Colgate	W/55-21
2005	NCAA I-AA Qtr.	Northern Iowa	L/24-21

## NORTHEASTERN

Date	Game/Bowl	Opponent	Result
1963	Eastern Bowl	East Carolina	L/27-6
2002	NCAA I-AA 1st	Fordham	L/29-24



Tim Gale led Northeastern to its first-ever NCAA playoff appearance in 2002.

# TEAM-BY-TEAM POSTSEASON HISTORY

## RHODE ISLAND

<i>Date</i>	<i>Game/Bowl</i>	<i>Opponent</i>	<i>Result</i>
1955	Refrigerator Bowl	Jacksonville State	L/12-10
1981	NCAA I-AA Qtr.	Idaho State	L/51-0
1984	NCAA I-AA Qtr.	Richmond	W/23-17
1984	NCAA I-AA Semis.	Montana State	L/32-20
1985	NCAA I-AA 1st	Akron	W/35-27
1985	NCAA I-AA Qtr.	Furman	L/29-15

## RICHMOND


<i>Date</i>	<i>Game/Bowl</i>	<i>Opponent</i>	<i>Result</i>
1968	Tangerine Bowl	Ohio University	W/49-42
1971	Tangerine Bowl	Toledo	L/28-3
1984	NCAA I-AA 1st	Boston University	W/35-33
1984	NCAA I-AA Qtr.	Rhode Island	L/23-17
1987	NCAA I-AA 1st	Appalachian State	L/20-3
1998	NCAA I-AA 1st	Lehigh	L/24-23
2000	NCAA I-AA 1st	Youngstown State	W/10-3
2000	NCAA I-AA Qtr.	Montana	L/34-20
2005	NCAA I-AA 1st	Hampton	W/38-10
2005	NCAA I-AA Qtr.	Furman	L/24-20

## TOWSON

<i>Date</i>	<i>Game/Bowl</i>	<i>Opponent</i>	<i>Result</i>
1976	NCAA D-III Qtr.	C.W. Post	W/14-10
1976	NCAA D-III Semis.	St. Lawrence	W/38-36
1976	NCAA D-III Final	St. John's (MN)	L/31-28
1983	NCAA D-II Qtr.	North Dakota State	L/24-17
1984	NCAA D-II Qtr.	Norfolk State	W/31-21
1984	NCAA D-II Semis.	Troy State	L/45-3
1986	NCAA D-II Qtr.	Central State	L/31-0

## VILLANOVA

<i>Date</i>	<i>Game/Bowl</i>	<i>Opponent</i>	<i>Result</i>
1936	Bacardi Bowl	Auburn	T/7-7
1947	Great Lakes Bowl	Kentucky	L/24-14
1949	Harbor Bowl	Nevada	W/27-7
1961	Sun Bowl	Wichita	W/17-9
1962	Liberty Bowl	Oregon State	L/6-0
1989	NCAA I-AA 1st	Georgia Southern	L/52-36
1991	NCAA I-AA 1st	Youngstown State	L/17-16
1992	NCAA I-AA 1st	Youngstown State	L/23-20
1996	NCAA I-AA 1st	East Tennessee State	L/35-29
1997	NCAA I-AA 1st	Colgate	W/49-28
1997	NCAA I-AA Qtr.	Youngstown State	L/37-34
2002	NCAA I-AA 1st	Furman	W/45-38
2002	NCAA I-AA Qtr.	Fordham	W/24-10
2002	NCAA I-AA Semis.	McNeese State	L/39-28



*Jimmy Laycock has guided William & Mary to nine postseason berths, including the NCAA semifinals in 2004.*

## WILLIAM & MARY

<i>Date</i>	<i>Game/Bowl</i>	<i>Opponent</i>	<i>Result</i>
1947	Dixie Bowl	Arkansas	L/21-19
1948	Delta Bowl	Oklahoma A&M	W/20-0
1970	Tangerine Bowl	Toledo	L/40-12
1986	NCAA I-AA 1st	Delaware	L/51-17
1988	Ivy Bowl	Japan All-Stars	W/73-3
1989	NCAA I-AA 1st	Furman	L/24-10
1990	NCAA I-AA 1st	Massachusetts	W/38-0
1990	NCAA I-AA Qtr.	Central Florida	L/52-38
1992	Ivy Bowl	Nihon University	W/35-10
1993	NCAA I-AA 1st	McNeese State	L/34-28
1996	NCAA I-AA 1st	Jackson State	W/45-6
1996	NCAA I-AA Qtr.	Northern Iowa	L/38-35
2001	NCAA I-AA 1st	Appalachian State	L/40-27
2004	NCAA I-AA 1st	Hampton	W/42-35
2004	NCAA I-AA Qtr.	Delaware (2OT)	W/44-38
2004	NCAA I-AA Semis.	James Madison	L/48-34