

ATLANTIC 10 CHAMPIONSHIP RESULTS





Xavier won four games in four days to capture the 2006 A-10 title.

ALL-TIME CHAMPIONSHIP RECORDS

STANDINGS

School	Years	(App.)	Record	Pct.	Semis	Finals	Titles
Xavier1996-06	(11)	19-7	.731	7	4	4
Temple1983-06	(24)	43-18	.705	22	13	6
Dayton1996-06	(11)	12-10	.545	4	2	1
Massachusetts1977-06	(30)	29-25	.537	9	7	5
Saint Joseph's1983-06	(24)	25-22	.532	12	4	2
Richmond2002-06	(5)	5-5	.500	2	1	0
George Washington1977-06	(30)	19-29	.396	10	3	1
Rhode Island1981-06	(26)	16-25	.390	9	3	1
Duquesne1977-92, 94-06	(28)	16-27	.372	6	2	1
La Salle1996-05	(11)	6-11	.353	1	0	0
St. Bonaventure1980-06	(25)	12-25	.324	4	2	0
Fordham1996-06	(11)	3-11	.214	1	0	0
Charlotte2006	(1)	0-1	.000	0	0	0
Saint Louis2006	(1)	0-1	.000	0	0	0

Former Members

Villanova1977-80	(4)	9-2	.818	4	3	2
Pittsburgh1977-82	(6)	10-4	.714	5	3	2
West Virginia1977-95	(19)	24-18	.571	13	8	2
Rutgers1977-95	(19)	16-17	.485	8	3	2
Penn State1977-79, 83-91	(12)	7-11	.389	3	2	1
Virginia Tech1996-00	(5)	3-5	.375	0	0	0

St. Bonaventure was ineligible for the 2003 Championship.

WHO'S BEATEN WHOM

(Atlantic 10 Championship Games only)

	CHA	UD	DUQ	FOR	GW	LAS	UM	PSU	UP	URI	UR	RU	SBU	SJU	SLU	TU	VU	VT	WVU	XU
Charlotte		0-0	0-0	0-0	0-0	0-0	0-0	0-0	0-0	0-0	0-0	0-0	0-0	0-0	0-0	0-0	0-0	0-0	0-0	0-1
Dayton	0-0		1-0	1-0	0-1	0-0	0-0	0-0	0-0	3-1	1-0	0-0	2-3	3-1	0-0	1-2	0-0	0-0	0-0	0-2
Duquesne	0-0	0-1		0-1	2-3	0-0	4-4	2-1	0-2	1-1	0-0	0-1	2-2	1-2	0-0	0-4	1-0	0-0	3-5	0-0
Fordham	0-0	0-1	1-0		0-1	1-3	0-0	0-0	0-0	0-0	1-1	0-0	0-0	0-0	0-0	0-0	0-0	0-3	0-0	0-2
G. Washington	0-0	1-0	3-2	1-0		0-0	4-3	0-2	0-3	2-3	0-0	1-2	1-3	3-2	0-0	2-5	0-1	0-0	0-0	1-3
La Salle	0-0	0-0	0-0	3-1	0-0		1-1	0-0	0-0	0-3	0-1	0-0	0-0	1-4	0-0	1-0	0-0	0-0	0-0	0-1
Massachusetts	0-0	0-0	4-4	0-0	3-4	1-1		1-0	0-0	4-2	0-0	2-3	3-0	3-1	0-0	4-4	0-2	1-0	3-1	0-3
Penn State	0-0	0-0	1-2	0-0	2-0	0-0	0-1		0-0	2-0	0-0	0-2	0-1	0-3	0-0	1-0	0-1	0-0	1-1	0-0
Pittsburgh	0-0	0-0	2-0	0-0	3-0	0-0	0-0	0-0		1-0	0-0	2-1	0-0	0-0	0-0	0-0	1-2	0-0	1-1	0-0
Rhode Island	0-0	1-3	1-1	0-0	3-2	3-0	2-4	0-2	0-1		0-1	1-2	0-1	0-2	0-0	2-3	0-0	2-0	1-1	0-2
Richmond	0-0	0-1	0-0	1-1	0-0	1-0	0-0	0-0	0-0	1-0		0-0	1-0	0-1	0-0	1-1	0-0	0-0	0-0	0-1
Rutgers	0-0	0-0	1-0	0-0	2-1	0-0	3-2	2-0	1-2	2-1	0-0		3-0	0-2	0-0	1-5	0-0	0-0	1-4	0-0
St. Bonaventure	0-0	3-2	2-2	0-0	3-1	0-0	0-3	1-0	0-0	1-0	0-1	0-3		1-3	0-0	0-2	0-0	0-0	0-6	1-2
Saint Joseph's	0-0	1-3	2-1	0-0	2-3	4-1	1-3	3-0	0-0	2-0	1-0	2-0	3-1		1-0	1-7	0-0	0-0	1-1	1-2
Saint Louis	0-0	0-0	0-0	0-0	0-0	0-0	0-0	0-0	0-0	0-0	0-0	0-0	0-0	0-1		0-0	0-0	0-0	0-0	0-0
Temple	0-0	2-1	4-0	0-0	5-2	0-1	4-4	0-1	0-0	3-2	1-1	5-1	2-0	7-1	0-0		2-0	4-4	4-0	
Villanova	0-0	0-0	0-1	0-0	1-0	0-0	2-0	1-0	2-1	0-0	0-0	0-0	0-0	0-0	0-0	0-0		0-0	3-0	0-0
Virginia Tech	0-0	0-0	0-0	3-0	0-0	0-0	0-1	0-0	0-0	0-2	0-0	0-0	0-0	0-0	0-0	0-2	0-0		0-0	0-0
West Virginia	0-0	0-0	5-3	0-0	0-0	0-0	1-3	1-1	1-1	1-1	0-0	4-1	6-0	1-1	0-0	4-4	0-3	0-0		0-0
Xavier	1-0	2-0	0-0	2-0	3-1	1-0	3-0	0-0	0-0	2-0	1-0	0-0	2-1	2-1	0-0	0-4	0-0	0-0	0-0	

CHAMPIONSHIP RESULTS

2006

March 8-11 - U.S. Bank Arena (Cincinnati, OH)

Opening: #9 Temple 74, #8 Rhode Island 45
#5 Saint Joseph's 67, #12 Dayton 55
#10 Xavier 75, #7 Massachusetts 66
#6 Fordham 45, #11 Richmond 37

Quarterfinals: Temple 68, #1 George Washington 53
Saint Joseph's 56, #4 Saint Louis 37
Xavier 59, #2 Charlotte 55
Fordham 64, #3 La Salle 62

Semifinals: Saint Joseph's 73, Temple 59
Xavier 70, Fordham 59

Final: Xavier 62, Saint Joseph's 61

All-Championship Team

Name	Pos.	Cl.	PPG	RPG
Justin Cage, XU (MOP)	F	Jr.	14.3	4.3
Mardy Collins, TU	G	Sr.	13.7	3.7
Josh Duncan, XU	F	So.	11.5	4.5
Bryant Dunston, FOR	F	So.	16.3	8.7
Chet Stachitas, SJU	G	Sr.	17.5	4.0

2005

March 9-12 - U.S. Bank Arena (Cincinnati, OH)

Opening: West#4 Richmond 68, East#5 Rhode Island 60
West #6 La Salle 70, East#3 Massachusetts 64 (OT)
East#4 Fordham 65, West#5 Duquesne 53
West#3 Dayton 78, East#6 St. Bonaventure 48

Quarterfinals: East#1 Saint Joseph's 63, Richmond 51
West#2 Xavier 83, La Salle 70
West#1 George Washington 79, Fordham 63
East#2 Temple 61, Dayton 51

Semifinals: Saint Joseph's 73, Xavier 68
George Washington 77, Temple 58

Final: George Washington 76, Saint Joseph's 67

All-Championship Team

Name	Pos.	Cl.	PPG	RPG
Stanley Burrell, XU	G	Fr.	15.5	0.5
Pat Carroll, SJU (MOP)	G/F	Sr.	23.7	3.3
Dwayne Jones, SJU	C	Jr.	10.0	12.7
Pops Mensah-Bonsu, GW	F	Jr.	13.7	6.3
T.J. Thompson, GW	G	Sr.	14.3	2.0



Pops Mensah-Bonsu helped George Washington win its first A-10 title in 2005.

2004

March 10-13 - University of Dayton Arena (Dayton, OH)

Opening: West #4 Xavier 90, East #5 St. Bonaventure 64
East #3 Rhode Island 55, West #6 La Salle 42
West #5 Duquesne 79, East #4 Massachusetts 76
West #3 Richmond 67, East #6 Fordham 47

Quarterfinals: Xavier 87, East #1 Saint Joseph's 67
West #2 George Washington 79, Rhode Island 50
West #1 Dayton 69, Duquesne 56
Richmond 64, East #2 Temple 49

Semifinals: Xavier 70, George Washington 47
Dayton 58, Richmond 56

Final: Xavier 58, Dayton 49

All-Championship Team

Name	Pos.	Cl.	PPG	RPG
Lionel Chalmers, XU (MOP)	G	Sr.	17.5	3.2
Sean Finn, UD	C	Sr.	13.7	8.0
Anthony Myles, XU	C	Sr.	13.5	7.0
Romain Sato, XU	G	Sr.	16.5	9.5
Keith Waleskowski, UD	F	Sr.	11.0	9.3

2003

March 10 - Campus Sites;

March 13-15 - University of Dayton Arena (Dayton, OH)

Opening Round: West #5 George Washington 85, East #4 Massachusetts 74
West #4 La Salle 74, East #5 Fordham 62
East #3 Rhode Island 75, West #6 Duquesne 73

Quarterfinals: West #1 Xavier 78, George Washington 73
East #2 Temple 66, West #3 Richmond 52
East #1 Saint Joseph's 68, La Salle 48
West #2 Dayton 74, Rhode Island 57

Semifinals: Temple 63, Xavier 57
Dayton 76, Saint Joseph's 73

Final: Dayton 79, Temple 72

St. Bonaventure declared ineligible for Championship

All-Championship Team

Name	Pos.	Cl.	PPG	RPG
Sean Finn, UD	C	Jr.	13.7	8.3
Ramod Marshall, UD (MOP)	G	Jr.	13.3	2.0
Jameer Nelson, SJU	G	Jr.	27.0	4.5
Brian Polk, TU	G	Jr.	22.3	4.7
David West, XU	F	Sr.	19.5	14.0

2002*March 6-9 - Spectrum (Philadelphia, PA)*

- Opening Round:** East #4 UMass 73, West #5 GW 62
West #3 Dayton 90, East #6 Rhode Island 71
West #4 La Salle 83, East #5 Fordham 63
East #3 St. Bonaventure 81, West #6 Duquesne 66
- Quarterfinals:** West #1 Xavier 65, Massachusetts 59 (OT)
Dayton 81, East #2 Saint Joseph's 74
La Salle 72, East #1 Temple 66
West #2 Richmond 78, St. Bonaventure 69
- Semifinals:** Xavier 66, Dayton 59
Richmond 68, La Salle 60
- Final:** Xavier 73, Richmond 60

All-Championship Team

Name	Pos.	Cl.	PPG	RPG
Reggie Brown, UR	.G	Jr.	22.7	6.0
Rasual Butler, LAS	.F	Sr.	20.7	7.3
Lionel Chalmers, XU	.G	Jr.	10.0	2.7
Romain Sato, XU	.G/F	So.	16.0	5.7
David West, XU (MOP)	.F	Jr.	17.3	8.3

2001*March 7-10 - Spectrum (Philadelphia, PA)*

- Opening Round:** #8 La Salle 86, #9 Fordham 67
#6 Dayton 85, #11 Rhode Island 59
#7 George Washington 88, #10 Duquesne 65
- Quarterfinals:** #1 St. Joseph's 82, La Salle 74
#4 Massachusetts 79, #5 St. Bonaventure 58
#3 Temple 76, Dayton 63
George Washington 83, #2 Xavier 74
- Semifinals:** Massachusetts 75, St. Joseph's 70
Temple 77, George Washington 76
- Final:** Temple 76, Massachusetts 65

All-Championship Team

Name	Pos.	Cl.	PPG	RPG
Lynn Greer, TU (MOP)	.G	Jr.	22.0	4.3
Kevin Lyde, TU	.C	Jr.	14.3	9.7
Monty Mack, UM	.G	Gr.	22.7	2.7
Kitwana Rhymer, UM	.F/C	Sr.	13.7	10.7
Quincy Wadley, TU	.G	Gr.	20.7	4.3

2000*March 8-11 - Spectrum (Philadelphia, PA)*

- Opening Round:** West #4 Virginia Tech 51, East #5 Fordham 48
East #3 Massachusetts 77, West #6 Duquesne 52
East #4 St. Joseph's 65, West #5 La Salle 56
West #3 Xavier 75, East #6 Rhode Island 60
- Quarterfinals:** East #1 Temple 71, Virginia Tech 52
Massachusetts 86, West #2 George Washington 68
West #1 Dayton 67, St. Joseph's 64
East #2 St. Bonaventure 72, Xavier 69
- Semifinals:** Temple 54, Massachusetts 47
St. Bonaventure 72, Dayton 69
- Final:** Temple 65, St. Bonaventure 44

All-Championship Team

Name	Pos.	Cl.	PPG	RPG
Mark Karcher, TU	.F	Jr.	15.3	6.0
Monty Mack, UM	.G	Jr.	20.0	2.7
Pepe Sanchez, TU	.G	Sr.	4.0	5.7
Quincy Wadley, TU (MOP)	.G	Sr.	12.0	2.3
Tim Winn, SBU	.G	Sr.	13.0	2.3

1999*March 3-6 - Spectrum (Philadelphia, PA)*

- Opening Round:** West #4 Virginia Tech 74, East #5 Fordham 63
East #3 Massachusetts 80, West #6 Duquesne 70
West #5 Dayton 70, East #4 St. Bonaventure 69 (OT)
West #3 La Salle 81, East #6 St. Joseph's 54
- Quarterfinals:** East #1 Temple 64, Virginia Tech 51
West #2 Xavier 72, Massachusetts 68
West #1 George Washington 100, Dayton 90
East #2 Rhode Island 83, La Salle 58
- Semifinals:** Temple 76, Xavier 64
Rhode Island 94, George Washington 78
- Final:** Rhode Island 62, Temple 59

All-Championship Team

Name	Pos.	Cl.	PPG	RPG
Lamont Barnes, TU	.F	Jr.	16.3	12.0
Lenny Brown, XU	.G	Sr.	23.0	4.5
Mark Karcher, TU	.F	So.	19.0	8.0
Lamar Odom, URI (MOP)	.F	So.	19.7	9.0
Antonio Reynolds-Dean, URI	.F	Sr.	14.0	9.0


1998*March 4-7 - Spectrum (Philadelphia, PA)*

- Opening Round:** East #5 St. Joseph's 73, West #4 La Salle 72
East #3 Massachusetts 64, West #6 Virginia Tech 58
East #4 St. Bonaventure 75, West #5 Duquesne 62
West #3 Dayton 68, East #6 Fordham 60
- Quarterfinals:** East #1 Temple 76, St. Joseph's 52
West #2 George Washington 88, Massachusetts 83
West #1 Xavier 68, St. Bonaventure 44
East #2 Rhode Island 83, Dayton 70
- Semifinals:** George Washington 78, Temple 64
Xavier 95, Rhode Island 80
- Final:** Xavier 77, George Washington 63

All-Championship Team

Name	Pos.	Cl.	PPG	RPG
Torrye Braggs, XU	.C	Sr.	17.7	8.0
Lenny Brown, XU	.G	Jr.	15.3	5.0
James Posey, XU (MOP)	.F	Jr.	18.0	10.7
Shawnta Rogers, GW	.G	Jr.	15.7	4.7
Darnell Williams, XU	.G/F	Jr.	16.0	3.0

Lamar Odom's buzzer-beating jump shot earned Rhode Island the 1999 Atlantic 10 title.



1997*March 5-8 - Spectrum (Philadelphia, PA)*

- Opening Round:** West #3 Virginia Tech 56, East #6 Fordham 53
East #5 St. Bonaventure 81, West #4 Dayton 75
East #3 Massachusetts 64, West #6 La Salle 49
East #4 Temple 64, West #5 Duquesne 47
- Quarterfinals:** East #1 St. Joseph's 75, St. Bonaventure 59
East #2 Rhode Island 67, Virginia Tech 63
Temple 69, West #1 Xavier 62 (OT)
West #2 George Washington 58, Massachusetts 49
- Semifinals:** St. Joseph's 78, George Washington 70
Rhode Island 69, Temple 66 (OT)
- Final:** St. Joseph's 61, Rhode Island 56

All-Championship Team

Name	Pos.	Cl.	PPG	RPG
Rashid Bey, SJU (MOP)	.G	Jr.	12.7	5.0
Arthur "Yah" Davis, SJU	.G	Fr.	17.7	4.7
Yegor Mescheriakov, GW	.F	Jr.	22.0	10.0
Antonio Reynolds-Dean, URI	.F	So.	11.0	9.0
Tyson Wheeler, URI	.G	Jr.	17.3	3.7


1996*March 6-9 - Philadelphia Civic Center (Philadelphia, PA)*

- First Round:** West #3 Xavier 61, East #6 Fordham 54
East #5 St. Bonaventure 72, West #4 Dayton 60
East #3 St. Joseph's 80, West #6 Duquesne 72 (OT)
East #4 Rhode Island 85, West #5 La Salle 59
- Quarterfinals:** East #1 Massachusetts 69, St. Bonaventure 56
East #2 Temple 67, Xavier 50
Rhode Island 77, West #1 Virginia Tech 71
West #2 George Washington 81, St. Joseph's 71
- Semifinals:** Massachusetts 74, George Washington 65
Temple 64, Rhode Island 52
- Final:** Massachusetts 75, Temple 61

All-Championship Team

Name	Pos.	Cl.	PPG	RPG
Marcus Camby, UM	.C	Jr.	14.3	6.3
Marc Jackson, TU	.F/C	So.	19.0	8.3
Alexander Koul, GW	.C	So.	24.5	10.0
Carmelo Travieso, UM (MOP)	.G	Jr.	17.3	3.7
Tyson Wheeler, URI	.G	So.	17.7	4.0

Harper Williams of Massachusetts is the only player in Atlantic 10 Championship history to earn two Most Outstanding Player awards.

**1995***March 4-6 - The Palestra (Philadelphia, PA);**March 9 - Mullins Center (Amherst, MA)*

- First Round:** #8 Duquesne 82, #9 Rhode Island 69
- Quarterfinals:** #1 Massachusetts 79, Duquesne 53
#7 Rutgers 80, #2 George Washington 73
#3 Temple 84, #6 West Virginia 72
#4 St. Joseph's 84, #5 St. Bonaventure 78 (20T)
- Semifinals:** Massachusetts 68, St. Joseph's 57
Temple 47, Rutgers 42
- Final:** Massachusetts 63, Temple 44

All-Championship Team

Name	Pos.	Cl.	PPG	RPG
Levan Alston, TU	.G	Jr.	12.7	4.0
Rick Brunson, TU	.G	Sr.	15.3	5.7
Marcus Camby, UM	.C	So.	7.7	5.3
Derek Kellogg, UM	.G	Sr.	13.0	3.3
Lou Roe, UM (MOP)	.F	Sr.	14.0	8.0

1994*March 5-7 - The Palestra (Philadelphia, PA);**March 10 - Mullins Center (Amherst, MA)*

- First Round:** #8 St. Joseph's 94, #9 St. Bonaventure 83
- Quarterfinals:** #1 Massachusetts 74, St. Joseph's 58
#2 Temple 58, #7 Rutgers 44
#3 George Washington 70, #6 Rhode Island 61
#5 Duquesne 70, #4 West Virginia 68
- Semifinals:** Massachusetts 69, Duquesne 52
Temple 54, George Washington 34
- Final:** Massachusetts 70, Temple 59

All-Championship Team

Name	Pos.	Cl.	PPG	RPG
Derrick Alston, DUQ	.C	Sr.	20.5	9.0
Eddie Jones, TU	.F	Sr.	17.7	8.0
Aaron McKie, TU	.G	Sr.	20.0	7.3
Lou Roe, UM	.F	Jr.	18.0	8.0
Mike Williams, UM (MOP)	.G	Jr.	17.0	4.0

1993*March 7-8 - The Palestra (Philadelphia, PA);**March 11 - Mullins Center (Amherst, MA)*

- Quarterfinals:** #1 Massachusetts 75, #8 St. Bonaventure 62
#2 St. Joseph's 71, #7 Rutgers 70
#3 Temple 80, #6 West Virginia 53
#5 Rhode Island 86, #4 George Washington 75
- Semifinals:** Massachusetts 76, Rhode Island 50
Temple 71, St. Joseph's 60
- Final:** Massachusetts 69, Temple 61

All-Championship Team

Name	Pos.	Cl.	PPG	RPG
Bernard Blunt, SJU	.G	Jr.	21.0	6.0
Eddie Jones, TU	.G/F	Jr.	20.0	6.7
Aaron McKie, TU	.G	Jr.	21.7	7.0
Lou Roe, UM	.F	So.	13.3	10.0
Harper Williams, UM (MOP)	.F	Sr.	16.0	9.3



Rhode Island's Tom Garrick scored an Atlantic 10 Championship record 50 points en route to earning the 1988 Most Outstanding Player award.

1992

March 7 - McGonigle Hall (Philadelphia, PA);

March 8-9 - The Palestra (Philadelphia, PA);

March 12 - Curry Hicks Cage (Amherst, MA)

First Round: #8 Rutgers 93, #9 St. Bonaventure 72

Quarterfinals: #1 Massachusetts 106, Rutgers 94
#2 Temple 75, #7 St. Joseph's 59
#3 West Virginia 76, #6 Duquesne 66
#4 Rhode Island 75, #5 George Washington 66

Semifinals: Massachusetts 78, Rhode Island 67
West Virginia 44, Temple 41

Final: Massachusetts 97, West Virginia 91

All-Championship Team

Name	Pos.	Cl.	PPG	RPG
Anton Brown, UM	.G	Sr.	10.7	3.3
Jeff Kent, URI	.C	Sr.	15.0	8.5
Chris Leonard, WVU	.G	Sr.	17.7	1.7
Jim McCoy, UM	.G	Sr.	17.0	3.3
Lou Roe, UM	.F	Fr.	12.0	9.7
Harper Williams, UM (MOP)	.F/C	Jr.	19.0	9.0

1991

March 2-4 - The Palestra (Philadelphia, PA);

March 7 - Rec Hall (University Park, PA)

First Round: #7 West Virginia 93, #10 St. Bonaventure 86
#8 St. Joseph's 82, #9 Rhode Island 65 (OT)

Quarterfinals: St. Joseph's 90, #1 Rutgers 87 (OT)
#2 Temple 56, West Virginia 53
#3 Penn State 83, #6 Duquesne 64
#4 George Washington 84, #5 Massachusetts 83 (OT)

Semifinals: Penn State 52, Temple 50
George Washington 84, St. Joseph's 82 (OT)

Final: Penn State 81, George Washington 75

All-Championship Team

Name	Pos.	Cl.	PPG	RPG
Craig Amos, SJU	.F	Jr.	25.3	8.0
Freddie Barnes, PSU (MOP)	.G	Jr.	12.3	5.3
James Barnes, PSU	.F	Sr.	15.7	7.3
Rap Curry, SJU	.G	Fr.	20.7	7.7
DeRon Hayes, PSU	.F	So.	15.7	4.3
Sonni Holland, GW	.F	So.	20.3	3.7

1990

March 3-5 - The Palestra (Philadelphia, PA);

March 8 - McGonigle Hall (Philadelphia, PA)

First Round: #7 George Washington 85, #10 St. Bonaventure 77
#9 Duquesne 96, #8 St. Joseph's 70

Quarterfinals: #1 Temple 61, Duquesne 50
#2 Penn State 83, George Washington 72
#6 Massachusetts 78, #3 West Virginia 55
#5 Rutgers 80, #4 Rhode Island 79

Semifinals: Temple 65, Rutgers 57
Massachusetts 64, Penn State 59

Final: Temple 53, Massachusetts 51

All-Championship Team

Name	Pos.	Cl.	PPG	RPG
Donald Hodge, TU	.C	So.	11.0	10.3
Keith Hughes, RU	.F	Jr.	19.0	8.0
Mark Macon, TU (MOP)	.G	Jr.	23.0	8.3
Jim McCoy, UM	.G/F	So.	20.3	3.3
Mark Stevenson, DUQ	.F	Sr.	31.5	8.5
Mark Strickland, TU	.F	So.	9.7	6.7

1989

March 4-6 - The Palestra (Philadelphia, PA);

March 9 - Louis Brown Athletic Center (Piscataway, NJ)

First Round: #7 Duquesne 74, #10 George Washington 63
#9 St. Joseph's 87, #8 Massachusetts 83

Quarterfinals: #1 West Virginia 79, St. Joseph's 59
#2 Temple 64, Duquesne 51
#3 Rutgers 100, #6 St. Bonaventure 67
#4 Penn State 84, #5 Rhode Island 68

Semifinals: Rutgers 62, Temple 59
Penn State 86, West Virginia 64

Final: Rutgers 70, Penn State 66

All-Championship Team

Name	Pos.	Cl.	PPG	RPG
Craig Carter, RU	.G	So.	14.0	1.7
Rick Dadika, RU	.G	Jr.	13.3	5.3
Ed Fogell, PSU	.C	Jr.	17.7	5.0
Tom Hovasse, PSU	.F	Sr.	17.0	5.0
Mark Macon, TU	.G	So.	18.5	6.5
Tom Savage, RU (MOP)	.F	Jr.	17.3	4.0

1988

March 5-9 - WVU Coliseum (Morgantown, WV)

First Round: #10 Rutgers 78, #7 George Washington 71
#8 Duquesne 81, #9 Massachusetts 75

Quarterfinals: #1 Temple 77, Duquesne 57
#3 West Virginia 57, #6 St. Bonaventure 40
#2 Rhode Island 104, Rutgers 73
#5 St. Joseph's 85, #4 Penn State 78 (OT)

Semifinals: Temple 79, St. Joseph's 67
Rhode Island 65, West Virginia 63

Final: Temple 68, Rhode Island 63

All-Championship Team

Name	Pos.	Cl.	PPG	RPG
Ivan Brown, SJU	.G	So.	20.5	4.5
Howard Evans, TU	.G	Sr.	12.7	2.3
Tom Garrick, URI (MOP)	.G	Sr.	31.0	4.0
Mark Macon, TU	.G	Fr.	23.3	4.7
Carlton Owens, URI	.G	Sr.	17.0	3.7
Mike Vreeswyk, TU	.F	Jr.	17.7	6.3

1987*February 27-March 5 - Campus Sites*

- First Round:** #7 Duquesne 82, #10 St. Bonaventure 65
#8 George Washington 94, #9 Rutgers 85
- Quarterfinals:** #1 Temple 77, George Washington 69
#2 West Virginia 74, Duquesne 60
#3 Rhode Island 86, #6 Massachusetts 76
#5 St. Joseph's 81, #4 Penn State 78
- Semifinals:** Temple 84, St. Joseph's 68
West Virginia 80, Rhode Island 58
- Final:** Temple 70, West Virginia 57

All-Championship Team

Name	Pos.	Cl.	PPG	RPG
Steve Berger, WVU	.G	Fr.	8.0	1.7
Nate Blackwell, TU (MOP)	.G	Sr.	23.3	3.7
Howard Evans, TU	.G	Jr.	14.0	3.0
Tim Perry, TU	.C	Jr.	15.7	10.0
Tyrone Shaw, WVU	.F	Jr.	17.0	8.3

1986

February 25-27 - Campus Sites;
March 1-3 - Brendan Bryne Arena
(East Rutherford, NJ)

- First Round:** #10 Rutgers 52, #7 Massachusetts 47
#9 Penn State 50, #8 Rhode Island 47
- Quarterfinals:** #1 St. Joseph's 59, Penn State 51
#2 West Virginia 88, Rutgers 60
#3 Temple 73, #6 George Washington 54
#5 Duquesne 71, #4 St. Bonaventure 67
- Semifinals:** St. Joseph's 60, Duquesne 59
West Virginia 61, Temple 56
- Final:** St. Joseph's 72, West Virginia 64

All-Championship Team

Name	Pos.	Cl.	PPG	RPG
Rodney Blake, SJU	.C	So.	12.7	8.3
Dale Blaney, WVU	.G	Sr.	17.0	1.7
Holman Harley, WVU	.G	Sr.	15.7	2.0
Maurice Martin, SJU	.G/F	Sr.	10.7	4.0
Greg Mullee, SJU (MOP)	.F	Jr.	12.0	9.7
Rick Suder, DUQ	.G	Sr.	21.0	1.5

1985*March 6-9 - Rutgers Athletic Center (Piscataway, NJ)*

- First Round:** #7 St. Bonaventure 60, #10 Rhode Island 55
#8 Duquesne 78, #9 Penn State 64
- Quarterfinals:** #2 Temple 67, St. Bonaventure 56
#3 St. Joseph's 52, #6 George Washington 49
Duquesne 70, #1 West Virginia 66
#4 Rutgers 69, #5 Massachusetts 67
- Semifinals:** Temple 62, St. Joseph's 61
Rutgers 78, Duquesne 53
- Final:** Temple 59, Rutgers 51

All-Championship Team

Name	Pos.	Cl.	PPG	RPG
Nate Blackwell, TU	.G	So.	11.7	3.7
Granger Hall, TU (MOP)	.F	Sr.	20.7	9.3
Bob Lojewski, SJU	.F	Sr.	17.0	6.0
Dwayne Rawls, DUQ	.F	Jr.	14.7	6.0
Charles Rayne, TU	.F	Sr.	9.7	5.0
Chris Remley, RU	.F	Sr.	13.0	5.7

1984*March 7-10 - WVU Coliseum (Morgantown, WV)*

- First Round:** #7 St. Bonaventure 71, #10 Penn State 57
#8 Massachusetts 69, #9 Rhode Island 67
- Quarterfinals:** #1 Temple 78, Massachusetts 54
St. Bonaventure 68, #2 St. Joseph's 67
#3 George Washington 79, #6 Duquesne 66
#5 West Virginia 93, #4 Rutgers 73
- Semifinals:** West Virginia 67, Temple 65
St. Bonaventure 81, George Washington 75
- Final:** West Virginia 59, St. Bonaventure 56

All-Championship Team

Name	Pos.	Cl.	PPG	RPG
Dale Blaney, WVU	.G	So.	14.3	1.7
Mike Brown, GW	.C	Jr.	21.5	10.0
Granger Hall, TU	.F	Jr.	17.5	7.5
Alvin Lott, SBU	.G	Fr.	14.3	2.8
Lester Rowe, WVU (MOP)	.F	Jr.	16.0	10.0

1983

March 7 - Campus Sites;
March 9 - East Semifinals, Spectrum (Philadelphia, PA),
West Semifinals, Civic Arena (Pittsburgh, PA);
March 11-12 - Semifinals & Championship, Spectrum (Philadelphia, PA)

- East First Round:** #4 Massachusetts 91, #5 Rhode Island 74
- West First Round:** #5 George Washington 71, #4 Duquesne 70
- East Semifinals:** #1 Rutgers 79, Massachusetts 73
#3 Temple 88, #2 St. Joseph's 69
- West Semifinals:** #1 St. Bonaventure 77, George Washington 67
#2 West Virginia 82, #3 Penn State 72
- Semifinals:** Temple 72, Rutgers 67
West Virginia 86, St. Bonaventure 62
- Final:** West Virginia 86, Temple 78

All-Championship Team

Name	Pos.	Cl.	PPG	RPG
Roy Hinson, RU	.C	Sr.	22.5	9.5
Greg Jones, WVU	.G	Sr.	20.0	2.7
Lester Rowe, WVU	.F	So.	13.7	6.3
Terence Stansbury, TU (MOP)	.G	Jr.	26.3	3.7
Russel Todd, WVU	.F	Sr.	17.0	8.3

1982

March 2 - Campus Sites;
March 5-6 - Civic Arena (Pittsburgh, PA)

- Quarterfinals:** #1 West Virginia 91, #8 Massachusetts 70
#2 Rutgers 67, #7 Rhode Island 63
#3 Pittsburgh 66, #6 Duquesne 64
#5 St. Bonaventure 69, #4 George Washington 66
- Semifinals:** West Virginia 80, St. Bonaventure 65
Pittsburgh 60, Rutgers 47
- Final:** Pittsburgh 79, West Virginia 72

All-Championship Team

Name	Pos.	Cl.	PPG	RPG
Greg Jones, WVU	.G	Jr.	16.7	5.0
Mark Jones, SBU	.G	Jr.	20.5	5.0
Clyde Vaughan, UP (MOP)	.F	So.	19.3	13.0
Dwayne Wallace, UP	.G	Sr.	14.0	1.3
Tony Washam, WVU	.G	Jr.	14.3	2.7

1981*March 3 - Campus Sites;**March 6-7 - Civic Arena (Pittsburgh, PA)*

Quarterfinals: #1 Rhode Island 53, #8 Massachusetts 48
#2 Duquesne 84, #7 George Washington 78
#3 West Virginia 64, #6 St. Bonaventure 62
#4 Pittsburgh, 67, #5 Rutgers 62

Semifinals: Pittsburgh 74, Rhode Island 45
Duquesne 55, West Virginia 50

Final: Pittsburgh 64, Duquesne 60

All-Championship Team

Name	Pos.	Cl.	PPG	RPG
Ronnie Dixon, DUQ	.G	Sr.	14.3	5.0
Greg Jones, WVU	.G	So.	15.0	4.0
Lenny McMillan, UP (MOP)	.F	Sr.	16.0	3.7
Dwayne Wallace, UP	.G	Jr.	12.7	4.0
Jim Wright, URI	.F	Sr.	19.0	8.0

1980*February 26 - Campus Sites;**February 29-March 1 - Civic Arena (Pittsburgh, PA)*

Quarterfinals: #1 Villanova 85, #8 Massachusetts 63
#7 West Virginia 95, #2 Duquesne 87
#3 Rutgers 76, #6 St. Bonaventure 74
#4 Pittsburgh 77, #5 George Washington 68

Semifinals: Villanova 72, Pittsburgh 59
West Virginia 77, Rutgers 66

Final: Villanova 74, West Virginia 62

All-Championship Team

Name	Pos.	Cl.	PPG	RPG
Alex Bradley, VU	.F	Jr.	19.3	13.0
Roy Hinson, RU	.C	Fr.	15.5	8.5
Lowes Moore, WVU (MOP)	.G	Sr.	25.0	5.0
John Pinone, VU	.C	Fr.	17.0	6.7
Rory Sparrow, VU	.G	Sr.	12.3	2.7

1979*February 27 - Campus Sites;**March 1-3 - Civic Arena (Pittsburgh, PA)*

Quarterfinals: #1 Villanova 78, #8 Massachusetts 73 (OT)
#2 West Virginia 73, #7 Duquesne 59
#3 Rutgers 67, #6 Penn State 57
#4 Pittsburgh 85, #5 George Washington 80

Semifinals: Pittsburgh 77, Villanova 64
Rutgers 55, West Virginia 52

Final: Rutgers 61, Pittsburgh 57

All-Championship Team

Name	Pos.	Cl.	PPG	RPG
James Bailey, RU (MOP)	.C	Sr.	18.3	7.0
Alex Bradley, VU	.F	So.	20.0	5.0
Terry Knight, UP	.F	Sr.	14.7	2.7
Dana Perno, WVU	.G	Sr.	14.0	2.0
Daryl Strickland, RU	.G	Jr.	12.7	3.7

Norm Nixon earned Most Outstanding Player honors for leading Duquesne to the first league title in 1977.

1978*March 2-4 - Civic Arena (Pittsburgh, PA)*

Quarterfinals: #8 West Virginia 81, #1 Rutgers 74
#2 Villanova 73, #7 Penn State 65
#3 Pittsburgh 85, #6 George Washington 83
#5 Duquesne 76, #4 Massachusetts 69 (OT)

Semifinals: West Virginia 59, Duquesne 57
Villanova 72, Pittsburgh 70

Final: Villanova 63, West Virginia 59

All-Championship Team

Name	Pos.	Cl.	PPG	RPG
James Bailey, RU	.C	Jr.	34.0	8.0
Alex Bradley, VU (MOP)	.F	Fr.	18.0	6.7
Larry Harris, UP	.F	Sr.	25.5	6.0
Lowes Moore, WVU	.G	So.	20.3	2.3
Whitey Rigsby, VU	.G	Sr.	9.0	9.0

1977*March 2-5 - Spectrum (Philadelphia, PA)*

Quarterfinals: #8 Massachusetts 78, #1 Rutgers 74
#2 Villanova 80, #7 George Washington 72
#3 West Virginia 66, #6 Pittsburgh 54
#4 Duquesne 65, #5 Penn State 55

Semifinals: Duquesne 89, Massachusetts 82
Villanova 83, West Virginia 75

Consolation: Massachusetts 93, West Virginia 83

Final: Duquesne 57, Villanova 54

All-Championship Team

Name	Pos.	Cl.	PPG	RPG
Keith Herron, VU	.F	Jr.	17.0	5.0
Norm Nixon, DUQ (MOP)	.G	Sr.	21.7	1.7
Mike Pyatt, UM	.F	Jr.	22.7	5.7
Tony Robertson, WVU	.G	Sr.	19.0	4.7
Jim Town, UM	.F	Sr.	19.3	11.3



A close-up, grayscale image of a basketball. The Atlantic 10 Conference logo is embossed on the surface, featuring a stylized 'A' and the word 'CONFERENCE' in a banner. The background is dark, and the text is overlaid in white.

**ATLANTIC 10
POSTSEASON
HISTORY /
MISCELLANEOUS**

ATLANTIC 10 POSTSEASON PARTICIPATION

NCAA TOURNAMENT RECORDS

School	App.	Record	Pct.	Regional Semifinals	Regional Finals	Final Four	Best Finish
Charlotte	11	7-12	.368	1	1	1	Final Four (1977)
Dayton	13	13-15	.464	6	2	1	Final Four (1967)
Duquesne	5	4- 5	.445	3	2	0	Regional Final (1940, 1952)
Fordham	4	2- 4	.333	1	0	0	Regional Semifinal (1971)
George Washington	9	4- 9	.308	1	0	0	Regional Semifinal (1993)
La Salle	11	11-10	.524	2	2	2	Champion (1954)
Massachusetts	8	11- 8	.579	3	2	1	Final Four (1996)
Rhode Island	8	6- 8	.429	2	1	0	Regional Final (1998)
Richmond	7	6- 7	.462	0	0	0	Regional Semifinal (1988)
St. Bonaventure	5	6- 7	.462	3	1	1	Final Four (1970)
Saint Joseph's	18	19-22	.463	10	4	1	Final Four (1961)
Saint Louis	6	3- 7	.300	1	1	0	Regional Final (1952)
Temple	25	31-25	.554	8	7	2	Final Four (1956, 1958)
Xavier	17	11-17	.393	2	1	0	Regional Final (2004)



The 1995-96 Minutemen were the first team to represent the Atlantic 10 in the NCAA Final Four.

ATLANTIC 10 POSTSEASON HISTORY*

School	NCAA	NIT	School	NCAA	NIT
Charlotte	0-0	1-1	Richmond	0-1	3-2
Dayton	0-3	4-3	Rutgers	2-4	7-5
Duquesne	0-1	2-3	St. Bonaventure	0-1	1-5
Fordham	0-0	0-0	Saint Joseph's	7-5	12-8
George Washington	4-7	0-4	Saint Louis	0-0	0-0
La Salle	0-0	0-0	Temple	23-17	7-6
Massachusetts	11-7	4-5	Villanova	3-2	3-1
Penn State	1-1	5-2	Virginia Tech	1-1	0-0
Pittsburgh	1-2	0-1	West Virginia	3-7	6-7
Rhode Island	6-5	6-6	Xavier	6-7	5-2
Total	68-71	66-61			

*Records as members of the Atlantic 10.



NCAA TOURNAMENT APPEARANCES

CHARLOTTE (11)
1977 (4th), 1988, 1992, 1995, 1997 (2r), 1998 (2r), 1999 (2r), 2001 (2r), 2002, 2004, 2005

DAYTON (13)
1952 (RS), 1965 (RS), 1966 (RS), 1967 (FF-2nd), 1969, 1970, 1974 (RF), 1984 (RF), 1985, 1990 (2r), 2000, 2003, 2004

DUQUESNE (5)
1940 (RF), 1952 (RF), 1969 (RS), 1971, 1977

FORDHAM (4)
1953, 1954, 1971 (RS), 1992

GEORGE WASHINGTON (9)
1954, 1961, 1993 (RS), 1994 (2r), 1996, 1998, 1999, 2005, 2006 (2r)

LA SALLE (11)
1954 (FF-1st), 1955 (FF-2nd), 1968, 1975, 1978, 1980, 1983, 1988, 1989, 1990 (2r), 1992

MASSACHUSETTS (8)
1962, 1992 (RS), 1993 (2r), 1994 (2r), 1995 (RF), 1996 (FF), 1997, 1998

RHODE ISLAND (8)
1961, 1966, 1978, 1988 (RS), 1993 (2r), 1997, 1998 (RF), 1999

RICHMOND (7)
1984 (2r), 1986, 1988 (RS), 1990, 1991 (2r), 1998, 2004

ST. BONAVENTURE (5)
1961 (RS), 1968 (RS), 1970 (FF-4th), 1978, 2000

SAINT JOSEPH'S (18)
1959 (RS), 1960 (RS), 1961 (FF-3rd), 1962 (RS), 1963 (RF), 1965 (RS), 1966 (RS), 1969, 1971, 1973, 1974, 1981 (RF), 1982, 1986 (2r), 1997 (RS), 2001 (2r), 2003, 2004 (RF)

SAINT LOUIS (6)
1952 (RF), 1957, 1994, 1995, 1998, 2000

TEMPLE (25)
1944 (RS), 1956 (FF-3rd), 1958 (FF-3rd), 1964, 1967, 1970, 1972, 1979, 1984 (2r), 1985 (2r), 1986 (2r), 1987 (2r), 1988 (RF), 1990, 1991 (RF), 1992, 1993 (RF), 1994 (2r), 1995, 1996 (2r), 1997 (2r), 1998, 1999 (RF), 2000 (2r), 2001 (RF)

XAVIER (17)
1961, 1983, 1986, 1987 (2r), 1988, 1989, 1990 (RS), 1991 (2r), 1993 (2r), 1995, 1997 (2r), 1998, 2001, 2002 (2r), 2003 (2r), 2004 (RF), 2006

2r - Second Round
RS - Regional Semifinal
RF - Regional Final
FF - Final Four

NATIONAL INVITATION TOURNAMENT RECORDS

School	App.	Record	Pct.	Semifinals	Titles	Second	Third	Fourth	Best Finish
Charlotte	5	4-5	.444	1	0	1	0	0	Second Place (1976)
Dayton	20	33-19	.635	8	2	5	0	1	Champion (1962, 1968)
Duquesne	16	17-18	.486	7	1	2	1	3	Champion (1955)
Fordham	16	5-17	.227	0	0	0	0	0	2nd Round (1943, 58, 68, 90, 91)
George Washington	4	0-4	.000	0	0	0	0	0	
La Salle	11	9-10	.474	2	1	1	0	0	Champion (1952)
Massachusetts	9	5-10	.333	1	0	0	0	1	Fourth Place (1991)
Rhode Island	11	9-12	.429	2	0	1	0	1	Second Place (1946)
Richmond	7	6-7	.462	0	0	0	0	0	Third Round (2002)
St. Bonaventure	15	17-16	.515	6	1	0	3	2	Champion (1977)
Saint Joseph's	14	16-14	.533	3	0	2	1	0	Second Place (1996, 2005)
Saint Louis	18	19-17	.528	4	1	3	0	0	Champion (1948)
Temple	17	20-15	.571	4	2	0	2	0	Champion (1938, 1969)
Xavier	7	15-6	.714	2	1	0	1	0	Champion (1958)



NATIONAL INVITATION TOURNAMENT APPEARANCES

CHARLOTTE (5)

1976 (2nd), 1989, 1994, 2000, 2006 (1r)

DAYTON (20)

1951 (2nd), 1952 (2nd), 1954 (2r), 1955 (2nd), 1956 (2nd), 1957 (2r), 1958 (2nd), 1960 (2r), 1961 (4th), 1962 (1st), 1968 (1st), 1971, 1978 (2r), 1979 (2r), 1981 (2r), 1982 (2r), 1986, 1998 (2r), 2001 (3r), 2002 (1r)

DUQUESNE (16)

1940 (2nd), 1941, 1947, 1950 (4th), 1952 (4th), 1953 (3rd), 1954 (2nd), 1955 (1st), 1956 (2r), 1962 (4th), 1964, 1968, 1970, 1980 (2r), 1981, 1994 (2r)

FORDHAM (16)

1943 (2r), 1958 (2r), 1959, 1963, 1965, 1968 (2r), 1969, 1972, 1981, 1982, 1983, 1984, 1985, 1988, 1990 (2r), 1991 (2r)

GEORGE WASHINGTON (4)

1991, 1995, 1997, 2004

LA SALLE (11)

1948, 1950 (2r), 1951, 1952 (1st), 1953, 1963, 1965, 1971, 1984, 1987 (2nd), 1991

MASSACHUSETTS (9)

1970, 1971, 1973 (2r), 1974, 1975, 1977 (2r), 1990, 1991 (4th), 2000

RHODE ISLAND (11)

1941, 1942, 1945 (4th), 1946 (2nd), 1979, 1981, 1987, 1992 (3r), 1996 (3r), 2003 (2r), 2004 (1r)

RICHMOND (7)

1982, 1985 (2r), 1989 (2r), 1992, 2001 (2r), 2002 (3r), 2003

ST. BONAVENTURE (15)

1951 (2r), 1952 (3rd), 1957 (4th), 1958 (3rd), 1959, 1960 (4th), 1964, 1971 (3rd), 1977 (1st), 1979, 1983, 1995 (2r), 1998, 2001, 2002

SAINT JOSEPH'S (14)

1956 (3rd), 1958 (2r), 1964 (2r), 1972, 1979, 1980, 1984, 1985 (2r), 1993, 1995, 1996 (2nd), 2002 (1r), 2005 (2nd), 2006 (2r)

SAINT LOUIS (18)

1948 (1st), 1949, 1951 (2r), 1952 (2r), 1953, 1955 (2r), 1956, 1959, 1960, 1961 (2nd), 1963 (2r), 1965, 1987 (2r), 1989 (2nd), 1990 (2nd), 1996, 2003, 2004 (2r)

TEMPLE (17)

1938 (1st), 1957 (3rd), 1960, 1961 (2r), 1962 (2r), 1966 (2r), 1968, 1969 (1st), 1978, 1981 (2r), 1982, 1989, 2002 (3rd), 2003 (3r), 2004, 2005, 2006

XAVIER (7)

1956 (2r), 1957 (2r), 1958 (1st), 1984 (3r), 1994 (3r), 1999 (3rd), 2000 (2r)

1r - First Round

2r - Second Round

3r - Third Round



Curtis Withers led Charlotte to the NIT last season.

YEAR-BY-YEAR POSTSEASON RESULTS

2005-06

NCAA Record: 1-2

NIT Record: 2-3

NIT	Charlotte		
	Georgia Southern (opening round, Charlotte, NC)	W	77-61
	Cincinnati (1st round, Cincinnati, OH)	L	86-80
NCAA	George Washington (#8)		
	#9 UNC Wilmington (Atlanta 1st round, Greensboro, NC)	W	88-85 (ot)
	#1 Duke (Atlanta 2nd rd., Greensboro, NC)	L	74-61
NIT	Saint Joseph's		
	Rutgers (1st round, Philadelphia, PA)	W	71-62
	Hofstra (2nd round, Philadelphia, PA)	L	77-75 (ot)
NIT	Temple		
	Akron (1st round, Philadelphia, PA)	L	80-73 (ot)
NCAA	Xavier (#14)		
	#3 Gonzaga (Oakland 1st rd., Salt Lake City, UT)	L	79-75

2004-05

NCAA Record: 0-1; NIT Record: 5-2

NCAA	George Washington (#12)		
	#5 Georgia Tech (Albuquerque 1st rd., Nashville, TN)	L	80-68
NIT	Saint Joseph's		
	Hofstra (opening rd., Philadelphia, PA)	W	53-44
	Buffalo (1st rd., Philadelphia, PA)	W	55-50
	Holy Cross (2nd rd., Philadelphia, PA)	W	68-60
	Texas A&M (3rd rd., College Station, TX)	W	58-52
	Memphis (semifinal rd., New York, NY)	W	70-58
	South Carolina (final rd., New York, NY)	L	60-57
NIT	Temple		
	Virginia Tech (opening rd., Blacksburg, VA)	L	60-50
NIT	<i>2nd Place: Saint Joseph's</i>		

2003-04

NCAA Record: 6-4; NIT Record: 1-3

NCAA	Dayton (#10)		
	#7 DePaul (Phoenix 1st round, Buffalo, NY)	L	76-69 (20T)
NIT	George Washington		
	Virginia (1st round, Charlottesville, VA)	L	79-66
NIT	Rhode Island		
	Boston University (opening round, Kingston, RI)	W	80-52
	West Virginia (1st round, Morgantown, WV)	L	79-72
NCAA	Richmond (#11)		
	#6 Wisconsin (E. Rutherford 1st round, Milwaukee, WI)	L	76-64
NCAA	Saint Joseph's (#1)		
	#16 Liberty (E. Rutherford 1st round, Buffalo, NY)	W	82-63
	#8 Texas Tech (E. Rutherford 2nd round, Buffalo, NY)	W	70-65
	#4 Wake Forest (East Rutherford semifinal)	W	84-80
	#2 Oklahoma State (East Rutherford final)	L	64-62
NIT	Temple		
	Rutgers (1st round, Piscataway, NJ)	L	76-71
NCAA	Xavier (#7)		
	#10 Louisville (Atlanta 1st round, Orlando, FL)	W	80-70
	#2 Mississippi State (Atlanta 2nd round, Orlando, FL)	W	89-74
	#3 Texas (Atlanta semifinal)	W	79-71
	#1 Duke (Atlanta final)	L	66-63

NCAA Final 8: Saint Joseph's, Xavier

2002-03

NCAA Record: 1-3; NIT Record: 4-3

NCAA	Dayton (#4)		
	#13 Tulsa (Midwest 1st round, Spokane, WA)	L	84-71
NIT	Rhode Island		
	Seton Hall (1st round, Kingston, RI)	W	61-60
	Temple (2nd round, Kingston, RI)	L	61-53
NIT	Richmond		
	Providence (opening round, Richmond, VA)	L	67-49
NCAA	Saint Joseph's (#7)		
	#10 Auburn (East 1st round, Tampa, FL)	L	65-63 (OT)
NIT	Temple		
	Drexel (opening round, Philadelphia, PA)	W	68-59
	Boston College (1st round, Philadelphia, PA)	W	75-62
	Rhode Island (2nd round, Kingston, RI)	W	61-53
	Minnesota (3rd round, Philadelphia, PA)	L	63-58
NCAA	Xavier (#3)		
	#14 Troy State (South 1st round, Nashville, TN)	W	71-59
	#6 Maryland (South 2nd round, Nashville, TN)	L	77-64

NIT Quarterfinals: Temple

2001-02

NCAA Record: 1-1; NIT Record: 9-5

NIT	Dayton		
	Detroit (opening round, Dayton, OH)	W	80-69
	Tennessee Tech (1st round, Dayton, OH)	L	68-59
NIT	Richmond		
	Wagner (opening round, Richmond, VA)	W	74-67 (OT)
	Montana State (1st round, Richmond, VA)	W	63-48
	Minnesota (2nd round, Minneapolis, MN)	W	67-66
	Syracuse (3rd round, Richmond, VA)	L	62-46
NIT	St. Bonaventure		
	Syracuse (1st round, Syracuse, NY)	L	76-66
NIT	Saint Joseph's		
	George Mason (opening round, Fairfax, VA)	W	73-64
	Ball State (1st round, Philadelphia, PA)	L	76-54
NIT	Temple		
	Fresno State (1st round, Fresno, CA)	W	81-75
	Louisville (2nd round, Louisville, KY)	W	65-62
	Villanova (3rd round, Philadelphia, PA)	W	63-57
	Memphis (semifinal round, New York, NY)	L	78-77
	Syracuse (consolation round, New York, NY)	W	65-54
NCAA	Xavier (#7)		
	#10 Hawaii (West 1st round, Dallas, TX)	W	70-58
	#2 Oklahoma (West 2nd round, Dallas, TX)	L	78-65

NIT Third Place: Temple

NIT Quarterfinals: Richmond

2000-01

NCAA Record: 4-3; NIT Record: 2-2

NIT	Dayton		
	UNC-Wilmington (1st round, Dayton, OH)	W	68-59
	Richmond (2nd round, Dayton, OH)	W	71-56
	Detroit (3rd round, Dayton, OH)	L	59-42
NIT	St. Bonaventure		
	Pittsburgh (1st round, Pittsburgh, PA)	L	84-75
NCAA	St. Joseph's (#9)		
	#8 Georgia Tech (West 1st round, San Diego, CA)	W	66-62
	#1 Stanford (West 2nd round, San Diego, CA)	L	90-83
NCAA	Temple (#11)		
	#6 Texas (South 1st round, New Orleans, LA)	W	79-65
	#3 Florida (South 2nd round, New Orleans, LA)	W	75-54
	#7 Penn State (South semifinal, Atlanta, GA)	W	84-72
	#1 Michigan State (South final, Atlanta, GA)	L	69-62
NCAA	Xavier (#11)		
	#6 Notre Dame (Midwest 1st rd., Kansas City, MO)	L	83-71


NCAA Final 8: Temple

NIT Quarterfinals: Dayton

1999-2000

NCAA Record: 1-3; NIT Record: 1-2

NCAA	Dayton (#11)		
	#6 Purdue (West 1st round, Tucson, AZ)	L	62-61
NIT	Massachusetts		
	Siena (1st round, Albany, NY)	L	66-65
NCAA	St. Bonaventure (#12)		
	#5 Kentucky (Midwest 1st round, Cleveland, OH)	L	85-80 (2OT)



Brooks Hall led Dayton to the postseason each of his four seasons as a Flyer.

NCAA	Temple (#2)		
	#15 Lafayette (East 1st round, Buffalo, NY)	W	73-47
	#10 Seton Hall (East 2nd round, Buffalo, NY)	L	67-65 (OT)
NIT	Xavier		
	Marquette (1st round, Cincinnati, OH)	W	67-63
	Notre Dame (2nd round, Notre Dame, IN)	L	76-64

1998-99

NCAA Record: 3-3; NIT Record: 4-1

NCAA	George Washington (#11)		
	#6 Indiana (South 1st round, Orlando, FL)	L	108-88
NCAA	Rhode Island (#12)		
	#5 UNC-Charlotte (Midwest 1st round, Milwaukee, WI)	L	81-70 (OT)
NCAA	Temple (#6)		
	#11 Kent (East 1st round, Boston, MA)	W	61-54
	#3 Cincinnati (East 2nd round, Boston, MA)	W	64-54
	#10 Purdue (East semifinal, East Rutherford, NJ)	W	77-55
	#1 Duke (East final, East Rutherford, NJ)	L	85-64
NIT	Xavier		
	Toledo (1st round, Toledo, OH)	W	86-84
	Wake Forest (2nd round, Cincinnati, OH)	W	87-76
	Princeton (quarterfinal, Cincinnati, OH)	W	65-58
	Clemson (semifinal, New York, NY)	L	79-76
	Oregon (consolation, New York, NY)	W	106-75

NCAA Final 8: Temple

NIT 3rd Place: Xavier

1997-98*NCAA Record: 3-5; NIT Record: 1-2*

NIT	Dayton		
	Long Island (1st round, Dayton, OH)	W	95-92
	Penn State (2nd round, Dayton, OH)	L	77-74
NCAA	George Washington (#9)		
	#8 Oklahoma State (South 1st round, Lexington, KY)	L	74-59
NCAA	Massachusetts (#7)		
	#10 St. Louis (South 1st round, Atlanta, GA)	L	51-46
NCAA	Rhode Island (#8)		
	#9 Murray State (Midwest 1st round, Oklahoma City, OK)	W	97-74
	#1 Kansas (Midwest 2nd round, Oklahoma City, OK)	W	80-75
	#13 Valparaiso (Midwest semifinal, St. Louis, MO)	W	74-68
	#3 Stanford (Midwest final, St. Louis, MO)	L	79-77
NIT	St. Bonaventure		
	Vanderbilt (1st round, Nashville, TN)	L	73-61
NCAA	Temple (#7)		
	#10 West Virginia (West 1st round, Boise, ID)	L	82-52
NCAA	Xavier (#6)		
	#11 Washington (East 1st round, Washington, DC)	L	69-68

*NCAA Final 8: Rhode Island***1996-97***NCAA Record: 4-5; NIT Record: 0-1*

NIT	George Washington		
	Michigan State (1st round, Lansing, MI)	L	65-50
NCAA	Massachusetts (#11)		
	#6 Louisville (East 1st round, Pittsburgh, PA)	L	65-57
NCAA	Rhode Island (#9)		
	#8 Purdue (Southeast 1st round, Memphis, TN)	L	83-76 (OT)
NCAA	St. Joseph's (#4)		
	#13 Pacific (West 1st round, Salt Lake City, UT)	W	75-65
	#5 Boston College (West 2nd round, Salt Lake City, UT)	W	81-77 (2OT)
	#1 Kentucky (West semifinal, San Jose, CA)	L	83-68
NCAA	Temple (#9)		
	#8 Mississippi (Midwest 1st round, Kansas City, MO)	W	62-40
	#1 Minnesota (Midwest 2nd round, Kansas City, MO)	L	76-57
NCAA	Xavier (#7)		
	#10 Vanderbilt (Midwest 1st round, Auburn Hills, MI)	W	80-65
	#2 UCLA (Midwest 2nd round, Auburn Hills, MI)	L	96-83

*NCAA Final 16: St. Joseph's***1995-96***NCAA Record: 6-4; NIT Record: 6-2*

NCAA	George Washington (#11)		
	#6 Iowa (West 1st round, Tempe, AZ)	L	81-79
NCAA	Massachusetts (#1)		
	#16 Central Florida (East 1st round, Providence, RI)	W	92-70
	#9 Stanford (East 2nd round, Providence, RI)	W	79-74
	#12 Arkansas (East semifinal, Atlanta, GA)	W	79-63
	#2 Georgetown (East final, Atlanta, GA)	W	86-62
	#MW1 Kentucky (National semifinal, East Rutherford, NJ)	L	81-74
NIT	Rhode Island		
	Marist (1st round, Kingston, RI)	W	82-77
	Charleston (2nd round, Providence, RI)	W	62-58 (OT)
	St. Joseph's (quarterfinal, Philadelphia, PA)	L	76-59

*Marcus Camby led UMass to the 1996 Final Four.*

NIT	St. Joseph's		
	Iona (1st round, New Rochelle, NY)	W	82-78
	Providence (2nd round, Providence, RI)	W	82-62
	Rhode Island (quarterfinal, Philadelphia, PA)	W	76-59
	Alabama (semifinal, New York, NY)	W	74-69 (OT)
	Nebraska (final, New York, NY)	L	60-56
NCAA	Temple (#7)		
	#10 Oklahoma (Southeast 1st round, Orlando, FL)	W	61-43
	#2 Cincinnati (Southeast 2nd round, Orlando, FL)	L	78-65
NCAA	Virginia Tech (#9)		
	#8 Wis.-Green Bay (Midwest 1st round, Dallas, TX)	W	61-48
	#1 Kentucky (Midwest 2nd round, Dallas, TX)	L	84-60

*NCAA Final 4: Massachusetts**NIT 2nd Place: St. Joseph's**NIT Quarterfinals: Rhode Island***1994-95***NCAA Record: 3-2; NIT Record: 1-3*

NIT	George Washington		
	Ohio (1st round, Athens, OH)	L	83-71
NCAA	Massachusetts (#2)		
	#15 St. Peter's (East 1st round, Albany, NY)	W	68-51
	#10 Stanford (East 2nd round, Albany, NY)	W	75-53
	#6 Tulsa (East semifinal, East Rutherford, NJ)	W	76-51
	#4 Oklahoma State (East final, East Rutherford, NJ)	L	68-54
NIT	St. Bonaventure		
	Southern Mississippi (1st round, St. Bonaventure, NY)	W	75-70
	Marquette (2nd round, Milwaukee, WI)	L	70-61
NIT	St. Joseph's		
	Coppin State (1st round, Philadelphia, PA)	L	75-68 (OT)
NCAA	Temple (#10)		
	#7 Cincinnati (West 1st round, Salt Lake City, UT)	L	77-71

NCAA Final 8: Massachusetts

1993-94

NCAA Record: 3-3; NIT Record: 2-2

NIT	Duquesne		
	UNC-Charlotte (1st round, Pittsburgh, PA)	W	75-73
	Villanova (2nd round, Pittsburgh, PA)	L	82-66
NCAA	George Washington (#10)		
	#7 Alabama-Birmingham (East 1st round, Uniondale, NY)	W	51-46
	#2 Connecticut (East 2nd round, Uniondale, NY)	L	75-63
NCAA	Massachusetts (#2)		
	#15 Southwest Texas State (Midwest 1st round, Wichita, KS)	W	78-60
	#10 Maryland (Midwest 2nd round, Wichita, KS)	L	95-87
NCAA	Temple (#4)		
	#13 Drexel (East 1st round, Landover, MD)	W	61-39
	#5 Indiana (East 2nd round, Landover, MD)	L	67-58
NIT	West Virginia		
	Davidson (1st round, Morgantown, WV)	W	85-69
	Clemson (2nd round, Morgantown, WV)	L	96-79

1992-93

NCAA Record: 7-4; NIT Record: 1-2

NCAA	George Washington (#12)		
	#5 New Mexico (West 1st round, Tuscon, AZ)	W	82-68
	#13 Southern (West 2nd round, Tuscon, AZ)	W	90-80
	#1 Michigan (West semifinal, Seattle, WA)	L	72-64
NCAA	Massachusetts (#3)		
	#14 Pennsylvania (East 1st round, Syracuse, NY)	W	54-50
	#6 Virginia (East 2nd round, Syracuse, NY)	L	71-56
NCAA	Rhode Island (#8)		
	#9 Purdue (East 1st round, Winston-Salem, NC)	W	74-68
	#1 North Carolina (East 2nd round, Winston-Salem, NC)	L	112-67
NIT	St. Joseph's		
	Southwest Missouri State (1st round, Springfield, MO)	L	56-34
NCAA	Temple (#7)		
	#10 Missouri (West 1st round, Salt Lake City, UT)	W	75-61
	#15 Santa Clara (West 2nd round, Salt Lake City, UT)	W	68-57
	#3 Vanderbilt (West semifinal, Seattle, WA)	W	67-59
	#1 Michigan (West final, Seattle, WA)	L	77-72
NIT	West Virginia		
	Georgia (1st round, Morgantown, WV)	W	95-84
	Providence (2nd round, Providence, RI)	L	68-67

NCAA Final 8: Temple

NCAA Final 16: George Washington

1991-92

NCAA Record: 2-3; NIT Record: 3-2

NCAA	Massachusetts (#3)		
	#14 Fordham (East 1st round, Worcester, MA)	W	85-58
	#6 Syracuse (East 2nd round, Worcester, MA)	W	77-71 (OT)
	#2 Kentucky (East semifinal, Philadelphia, PA)	L	87-77
NIT	Rhode Island		
	Vanderbilt (1st round, Nashville, TN)	W	68-63
	Boston College (2nd round, Chestnut Hill, MA)	W	81-80 (2OT)
	Utah (quarterfinal, Salt Lake City, UT)	L	84-72
NIT	Rutgers		
	James Madison (1st round, Piscataway, NJ)	W	73-69
	Manhattan (2nd round, Piscataway, NJ)	L	61-60

NCAA	Temple (#11)		
	#6 Michigan (Southeast 1st round, Atlanta, GA)	L	73-66
NCAA	West Virginia (#12)		
	#5 Missouri (East 1st round, Greensboro, NC)	L	89-78

NCAA Final 16: Massachusetts

NIT Quarterfinals: Rhode Island

1990-91

NCAA Record: 4-3; NIT Record: 4-4

NIT	George Washington		
	South Carolina (1st round, Columbia, SC)	L	69-63
NIT	Massachusetts		
	La Salle (1st round, Amherst, MA)	W	93-90
	Fordham (2nd round, Bronx, NY)	W	78-74
	Siena (quarterfinal, Albany, NY)	W	82-80 (OT)
	Stanford (semifinal, New York, NY)	L	73-71
	Colorado (consolation, New York, NY)	L	98-91
NCAA	Penn State (#13)		
	#4 UCLA (East 1st round, Syracuse, NY)	W	74-69
	#12 Eastern Michigan (East 2nd round, Syracuse, NY)	L	71-68 (OT)
NCAA	Rutgers (#9)		
	#8 Arizona State (Southeast 1st round, Atlanta, GA)	L	79-76
NCAA	Temple (#10)		
	#7 Purdue (East 1st round, College Park, MD)	W	80-63
	#15 Richmond (East 2nd round, College Park, MD)	W	77-64
	#3 Oklahoma State (East semifinal, East Rutherford, NJ)	W	72-63 (OT)
	#1 North Carolina (East final, East Rutherford, NJ)	L	75-72
NIT	West Virginia		
	Furman (1st round, Morgantown, WV)	W	86-67
	Providence (2nd round, Providence, RI)	L	85-79

NCAA Final 8: Temple

NIT Fourth Place: Massachusetts

1989-90

NCAA Record: 0-1; NIT Record: 6-3

NIT	Massachusetts		
	Maryland (1st round, College Park, MD)	L	91-81
NIT	Penn State		
	Marquette (1st round, University Park, PA)	W	57-54
	Maryland (2nd round, University Park, PA)	W	80-78
	Rutgers (quarterfinal, Piscataway, NJ)	W	58-55
	Vanderbilt (semifinal, New York, NY)	L	75-62
	New Mexico State (consolation, New York, NY)	W	83-81
NIT	Rutgers		
	Holy Cross (1st round, Piscataway, NJ)	W	87-78
	Fordham (2nd round, Piscataway, NJ)	W	81-74
	Penn State (quarterfinal, Piscataway, NJ)	L	58-55
NCAA	Temple (#11)		
	#6 St. John's (East 1st round, Atlanta, GA)	L	81-65

NIT Third Place: Penn State

NIT Quarterfinals: Rutgers

1988-89*NCAA Record: 1-2; NIT Record: 1-2*

NIT	Penn State		
	Murray State (1st round, University Park, PA)	W	89-73
	Villanova (2nd round, Philadelphia, PA)	L	76-67
NCAA	Rutgers (#13)		
	#4 Iowa (East 1st round, Providence, RI)	L	87-73
NIT	Temple		
	Richmond (1st round, Richmond, VA)	L	70-56
NCAA	West Virginia (#7)		
	#10 Tennessee (East 1st round, Greensboro, NC)	W	84-68
	#2 Duke (East 2nd round, Greensboro, NC)	L	70-63

1987-88*NCAA Record: 5-2; NIT Record: 0-1*

NCAA	Rhode Island (#11)		
	#6 Missouri (East 1st round, Chapel Hill, NC)	W	87-80
	#3 Syracuse (East 2nd round, Chapel Hill, NC)	W	97-94
	#2 Duke (East semifinal, East Rutherford, NJ)	L	73-72
NCAA	Temple (#1)		
	#16 Lehigh (East 1st round, Hartford, CT)	W	87-73
	#8 Georgetown (East 2nd round, Hartford, CT)	W	74-53
	#13 Richmond (East semifinal, East Rutherford, NJ)	W	69-47
	#2 Duke (East final, East Rutherford, NJ)	L	63-53
NIT	West Virginia		
	Connecticut (1st round, Morgantown, WV)	L	62-57 (OT)

*NCAA Final 8: Temple**NCAA Final 16: Rhode Island***1986-87***NCAA Record: 1-2; NIT Record: 0-1*

NIT	Rhode Island		
	Florida State (1st round, Tallahassee, FL)	L	107-92
NCAA	Temple (#2)		
	#15 Southern (Midwest 1st round, Chicago, IL)	W	75-56
	#10 Louisiana State (Midwest 2nd round, Chicago, IL)	L	72-62
NCAA	West Virginia (#7)		
	#10 Western Kentucky (East 1st round, Syracuse, NY)	L	64-62

1985-86*NCAA Record: 2-3; NIT Record: 0-0*

NCAA	St. Joseph's (#6)		
	#11 Richmond (East 1st round, Syracuse, NY)	W	60-59
	#14 Cleveland State (East 2nd round, Syracuse, NY)	L	75-69
NCAA	Temple (#9)		
	#8 Jacksonville (Midwest 1st round, Dayton, OH)	W	61-50 (OT)
	#1 Kansas (Midwest 2nd round, Dayton, OH)	L	65-43
NCAA	West Virginia (#9)		
	#8 Old Dominion (East 1st round, Greensboro, NC)	L	72-64



John Chaney led Temple to five Final 8 appearances during his Hall of Fame career.

1984-85*NCAA Record: 1-1; NIT Record: 1-2*

NIT	St. Joseph's		
	Missouri (1st round, Columbia, MO)	W	68-67
	Virginia (2nd round, Charlottesville, VA)	L	68-61
NCAA	Temple (#8)		
	#9 Virginia Tech (East 1st round, Hartford, CT)	W	60-57
	#1 Georgetown (East 2nd round, Hartford, CT)	L	63-46
NIT	West Virginia		
	Virginia (1st round, Morgantown, WV)	L	56-55

1983-84*NCAA Record: 2-2; NIT Record: 0-1*

NIT	St. Joseph's		
	Boston College (1st round, Philadelphia, PA)	L	76-63
NCAA	Temple (#8)		
	#9 St. John's (East 1st round, Charlotte, NC)	W	65-63
	#1 North Carolina (East 2nd round, Charlotte, NC)	L	77-66
NCAA	West Virginia (#11)		
	#6 Oregon State (Mideast 1st round, Birmingham, AL)	W	64-62
	#3 Maryland (Mideast 2nd round, Birmingham, AL)	L	102-77

1982-83*NCAA Record: 1-2; NIT Record: 0-1*

NCAA	Rutgers (#9)		
	#8 Southwestern Louisiana (East 1st round, Hartford, CT)	W	60-53
	#1 St. John's (East 2nd round, Hartford, CT)	L	66-65
NIT	St. Bonaventure		
	Iona (1st round, New Rochelle, NY)	L	90-76
NCAA	West Virginia (#7)		
	#10 James Madison (East 1st round, Greensboro, NC)	L	57-50



Norm Nixon led Duquesne to the NCAA Tournament in 1977.

1981-82

NCAA Record: 1-2; NIT Record: 1-1

NCAA	Pittsburgh (#10)		
	#7 Pepperdine (West 1st round, Pullman, WA)	L	99-81
NIT	Rutgers		
	Iona (1st round, Piscataway, NJ)	W	55-51
	Purdue (quarterfinal, West Lafayette, IN)	L	98-65
NCAA	West Virginia (#5)		
	#12 North Carolina A&T (West 2nd round, Logan, UT)	W	102-72
	#4 Fresno State (West 2nd round, Logan, UT)	L	50-46

NIT Quarterfinals: Rutgers

1980-81

NCAA Record: 1-1; NIT Record: 3-4

NIT	Duquesne		
	Michigan (1st round, Pittsburgh, PA)	L	75-68
NCAA	Pittsburgh (#10)		
	#7 Idaho (West 1st round, El Paso, TX)	W	70-69 (OT)
	#2 North Carolina (West 2nd round, El Paso, TX)	L	74-57
NIT	Rhode Island		
	Purdue (1st round, West Lafayette, IN)	L	84-58
NIT	West Virginia		
	Pennsylvania (1st round, Morgantown, WV)	W	67-64
	Temple (2nd round, Morgantown, WV)	W	77-76 (OT)
	Minnesota (quarterfinal, Minneapolis, MN)	W	80-69
	Tulsa (semifinal, New York, NY)	L	89-87
	Purdue (consolation, New York, NY)	L	75-72

NIT Fourth Place: West Virginia

1979-80

NCAA Record: 1-1; NIT Record: 1-2

NIT	Duquesne		
	Pittsburgh (1st round, Pittsburgh, PA)	W	65-63
	St. Peter's (quarterfinal, Pittsburgh, PA)	L	34-33
NIT	Pittsburgh		
	Duquesne (1st round, Pittsburgh, PA)	L	65-63
NCAA	Villanova (#8)		
	#9 Marquette (East 1st round, Providence, RI)	W	77-59
	#1 Syracuse (East 2nd round, Providence, RI)	L	97-83

NIT Quarterfinals: Duquesne

1978-79

NCAA Record: 1-1; NIT Record: 0-0

NCAA	Rutgers (#6)		
	#3 Georgetown (East 2nd round, Providence, RI)	W	64-58
	#10 St. John's (East semifinal, Providence, RI)	L	67-65

NCAA Final 16: Rutgers

1977-78

NCAA Record: 2-1; NIT Record: 3-1

NIT	Rutgers		
	Army (1st round, Piscataway, NJ)	W	72-70
	Indiana State (quarterfinal, Piscataway, NJ)	W	57-56
	Texas (semifinal, New York, NY)	L	96-76
	Georgetown (consolation, New York, NY)	W	85-72
NCAA	Villanova		
	La Salle (East 1st round, Philadelphia, PA)	W	103-87
	Indiana (East semifinal, Philadelphia, PA)	W	61-60
	Duke (East final, Providence, RI)	L	84-80

NCAA Final 8: Villanova

NIT Third Place: Rutgers

1976-77

NCAA Record: 0-1; NIT Record: 4-3

NCAA	Duquesne		
	Virginia Military (East 1st round, Raleigh, NC)	L	73-66
NIT	Massachusetts		
	Seton Hall (1st round, Springfield, MA)	W	86-85
	Villanova (quarterfinal, New York, NY)	L	81-71
NIT	Rutgers		
	St. Bonaventure (1st round, Princeton, NJ)	L	79-77
NIT	Villanova		
	Old Dominion (1st round, Philadelphia, PA)	W	71-68
	Massachusetts (quarterfinal, New York, NY)	W	81-71
	St. Bonaventure (semifinal, New York, NY)	L	86-82
	Alabama (consolation, New York, NY)	W	102-89

NIT Third Place: Villanova

NIT Quarterfinals: Massachusetts

ATLANTIC 10 IN THE NBA

NBA DRAFT

Year	Round	Pick	Overall	Player	Team
2006	1	29	29	Mardy Collins (TU)	New York Knicks
	2	28	58	Danilo Pinnock (GW)	Dallas Mavericks
2004	1	20	20	Jameer Nelson (SJU)	Denver Nuggets
	1	24	24	Delonte West (SJU)	Boston Celtics
	2	4	33	Lionel Chalmers (XU)	Los Angeles Clippers
	2	12	41	Dave Young (XU)	Seattle Super Sonics
2	23	52	Romain Sato (XU)	San Antonio Spurs	
2003	1	18	18	David West (XU)	New Orleans Hornets
2002	2	24	53	Rasual Butler (LAS)	Miami Heat
2000	2	19	48	Mark Karcher (TU)	Philadelphia 76ers
1999	1	4	4	Lamar Odom (URI)	Los Angeles Clippers
	1	18	18	James Posey (XU)	Denver Nuggets
	2	20	49	Lari Ketner (UM)	Chicago Bulls
	2	29	58	Eddie Lucas (VT)	Utah Jazz
1998	2	12	41	Cuttino Mobley (URI)	Houston Rockets
	2	18	47	Tyson Wheeler (URI)	Toronto Raptors
	2	28	57	Torrye Braggs (XU)	Utah Jazz
1997	2	9	38	Marc Jackson (TU)	Golden State Warriors
1996	1	2	2	Marcus Camby (UM)	Toronto Raptors
1995	2	1	30	Lou Roe (UM)	Detroit Pistons
1994	1	10	10	Eddie Jones (TU)	Los Angeles Lakers
	1	14	14	Yinka Dare (GW)	New Jersey Nets
	1	17	17	Aaron McKie (TU)	Portland Trail Blazers
	2	6	33	Derrick Alston (DUQ)	Philadelphia 76ers
1991	1	8	8	Mark Macon (TU)	Denver Nuggets
	2	6	33	Donald Hodge (TU)	Dallas Mavericks
	2	20	47	Keith Hughes (RU)	Houston Rockets
1990	1	18	18	Duane Causwell (TU)	Sacramento Kings
1988	1	7	7	Tim Perry (TU)	Phoenix Suns
	2	20	45	Tom Garrick (URI)	Los Angeles Clippers
1987	2	4	27	Nate Blackwell (TU)	San Antonio Spurs
	3	16	62	Eric Riggins (RU)	Philadelphia 76ers
	7	3	141	Wayne Williams (SJU)	New York Knicks
	7	16	154	Eric Semisch (WVU)	Philadelphia 76ers
1986	1	16	16	Maurice Martin (SJU)	Denver Nuggets
	4	12	82	Barry Mungar (SBU)	Washington Bullets
	4	22	92	Dale Blaney (WVU)	Los Angeles Lakers
	6	11	127	Troy Webster (GW)	New Jersey Nets
1985	3	22	69	Mike Brown (GW)	Chicago Bulls
	4	8	78	Granger Hall (TU)	Phoenix Suns
	4	14	84	John Battle (RU)	Atlanta Hawks
	5	5	98	Bob Lojewski (SJU)	Sacramento Kings
	6	8	124	Charles Rayne (TU)	Phoenix Suns
	7	23	162	Chris Remley (RU)	Boston Celtics
1984	1	15	15	Terence Stansbury (TU)	Dallas Mavericks
	2	10	34	Tony Costner (SJU)	Washington Bullets
	3	18	65	Tim Kearney (WVU)	Portland Trail Blazers
	3	19	66	Kevin Springman (SJU)	Detroit Pistons
	8	5	167	Jim McLoughlin (TU)	San Diego Clippers
	9	20	204	Edwin Green (UM)	Milwaukee Bucks
	10	5	211	Dick Mumma (PSU)	San Diego Clippers
1983	1	20	20	Roy Hinson (RU)	Cleveland Cavaliers
	2	20	44	Horace Owens (URI)	New Jersey Nets
	3	2	49	Greg Jones (WVU)	Indiana Pacers
	4	12	82	Mark Jones (SBU)	New York Knicks
	6	4	120	Russel Todd (WVU)	Milwaukee Bucks
8	12	174	Mike Lang (PSU)	New York Knicks	
8	17	179	Joey Meyers (DUQ)	New Jersey Nets	
9	17	201	Kevin Black (RU)	New Jersey Nets	
1982	4	22	91	Bruce Atkins (DUQ)	Philadelphia 76ers
	7	23	161	Phil Collins (WVU)	Boston Celtics
1981	3	10	56	Carlton Neverson (UP)	Golden State Warriors
	3	16	62	Sam Clancy (UP)	Phoenix Suns
	4	18	87	Earl Belcher (SBU)	San Antonio Spurs
	4	17	109	Jimmy Wright (URI)	New York Knicks
	4	21	113	Kelvin Troy (RU)	Milwaukee Bucks
7	2	140	Greg Nance (WVU)	Detroit Pistons	
1980	3	6	52	Lowes Moore (WVU)	New Jersey Nets
	4	4	73	Sammie Ellis (UP)	Denver Nuggets
	4	6	75	Rory Sparrow (VU)	New Jersey Nets
	5	13	105	Daryl Strickland (RU)	Washington Bullets
	6	18	133	Mike Zagardo (GW)	Atlanta Hawks
1979	1	6	6	James Bailey (RU)	Seattle Super Sonics
	2	17	125	Terry Knight (UP)	San Antonio Spurs
	8	4	151	Mark Haymore (UM)	Cleveland Cavaliers
	8	10	157	Brian Magid (GW)	Indiana Pacers
1978	2	2	24	Keith Herron (VU)	Portland Trail Blazers
	3	2	46	Hollis Copeland (RU)	Denver Nuggets
	4	7	73	Larry Harris (UP)	Buffalo Braves
	5	5	93	Derick Claiborne (UM)	KC-Omaha Kings
	5	21	109	Mark Haymore (UM)	Philadelphia 76ers
	9	3	173	Les Anderson (UM)	Boston Celtics
	9	7	177	Maurice Robinson (WVU)	Atlanta Hawks
1977	1	22	22	Norm Nixon (DUQ)	Los Angeles Lakers
	2	11	33	Ed Jordan (RU)	Cleveland Cavaliers
	4	22	88	Tony Robertson (WVU)	Los Angeles Lakers
	6	21	130	Jim Town (UM)	Denver Nuggets
8	20	168	John Olive (VU)	Philadelphia 76ers	



Norm Nixon played 11 years in the NBA with the Lakers and Clippers.

ATLANTIC 10 ALUMNI IN THE NBA

Below is a list of Atlantic 10 alumni who have played in the NBA.

Derrick Alston (Duquesne)

Philadelphia 76ers1995-96

James Bailey (Rutgers)

Seattle Super Sonics1980-82
New Jersey Nets1982-83
Houston Rockets1983-84
New York Knicks1985-86
New Jersey Nets1987
Phoenix Suns1988

John Battle (Rutgers)

Atlanta Hawks1986-91
Cleveland Cavaliers1992-95

Nate Blackwell (Temple)

San Antonio Spurs1988

Alex Bradley (Villanova)

New York Knicks1982

Torrye Braggs (Xavier)

Houston Rockets2005

J.R. Bremer (St. Bonaventure)

Boston Celtics2003
Cleveland Cavaliers2004
Golden State Warriors2004

Frank Brickowski (Penn State)

Seattle Super Sonics1984-86
Los Angeles Lakers1987
San Antonio Spurs1987-90
Milwaukee Bucks1991-94
Charlotte Hornets1994
Seattle Super Sonics1996
Boston Celtics1997

Mike Brown (George Washington)

Chicago Bulls1987-88
Utah Jazz1989-93
Minnesota Timberwolves1994-95
Philadelphia 76ers1996
Phoenix Suns1997-98

Rick Brunson (Temple)

Portland Trail Blazers1998, 2002
New York Knicks1999-00, 2001
Boston Celtics2001
Chicago Bulls2003-04
Toronto Raptors2004
Los Angeles Clippers2005
Seattle Super Sonics2006
Houston Rockets2006

Rasual Butler (La Salle)

Miami Heat2003-05
New Orleans Hornets2006

Marcus Camby (Massachusetts)

Toronto Raptors1997-98
New York Knicks1999-02
Denver Nuggets2003-06

Duane Causwell (Temple)

Sacramento Kings1991-97
Miami Heat1998-01

Lionel Chalmers (Xavier)

Los Angeles Clippers2005

Hollis Copeland (Rutgers)

New York Knicks1980, 1982

William Cunningham (Temple)

Philadelphia 76ers1998
Utah Jazz1998
New Jersey Nets1999
Toronto Raptors1999

Yinka Dare (George Washington)

New Jersey Nets1995-98
Orlando Magic1998

Tom Garrick (Rhode Island)

Los Angeles Clippers1989-91
San Antonio Spurs1992
Minnesota Timberwolves1992
Dallas Mavericks1992

Stewart Granger (Villanova)

Cleveland Cavaliers1984
Atlanta Hawks1985
New York Knicks1987

Keith Herron (Villanova)

Atlanta Hawks1979
Detroit Pistons1981
Cleveland Cavaliers1982

Roy Hinson (Rutgers)

Cleveland Cavaliers1984-86
Philadelphia 76ers1987-88
New Jersey Nets1988-91

Donald Hodge (Temple)

Dallas Mavericks1992-95
Charlotte Hornets1996
Los Angeles Clippers1997

Mike Iuzzolino (Penn State)

Dallas Mavericks1992-93

Marc Jackson (Temple)

Golden State Warriors2001-02
Minnesota Timberwolves2002-03
Philadelphia 76ers2004-05
New Jersey Nets2006
New Orleans Hornets2006

Mike James (Duquesne)

Miami Heat2002-03
Boston Celtics2004
Detroit Pistons2004
Milwaukee Bucks2005
Houston Rockets2005
Toronto Raptors2006

Charles Jones (Rutgers)

Chicago Bulls1999

Eddie Jones (Temple)

Los Angeles Lakers1995-99
Charlotte Hornets1999-00
Miami Heat2001-05
Memphis Grizzlies2006

Mark Jones (St. Bonaventure)

New Jersey Nets1984

Eddie Jordan (Rutgers)

Cleveland Cavaliers1978
New Jersey Nets1978-81
Los Angeles Lakers1981-84
Portland Trail Blazers1984

Lari Ketner (Massachusetts)

Cleveland Cavaliers2000
Chicago Bulls2000
Indiana Pacers2001

Mark Macon (Temple)

Denver Nuggets1992-94
Detroit Pistons1994-96, 1999

Maurice Martin (Saint Joseph's)

Denver Nuggets1987-88

Aaron McKie (Temple)

Portland Trail Blazers1995-97
Detroit Pistons1997-98
Philadelphia 76ers1998-05
Los Angeles Lakers2006

Cuttino Mobley (Rhode Island)

Houston Rockets1999-04
Orlando Magic2005
Sacramento Kings2005
Los Angeles Clippers2006

Lowes Moore (West Virginia)

New Jersey Nets1981
Cleveland Cavaliers1982
San Diego Clippers1983

Jameer Nelson (Saint Joseph's)

Orlando Magic2005-06

Norm Nixon (Duquesne)

Los Angeles Lakers1978-83
San Diego/LA Clippers1984-89

Lamar Odom (Rhode Island)

Los Angeles Clippers2000-03
Miami Heat2004
Los Angeles Lakers2005-06

John Olive (Villanova)

San Diego Clippers1979-80

Smush Parker (Fordham)

Cleveland Cavaliers2003
Detroit Pistons2005
Phoenix Suns2005
Los Angeles Lakers2006

Tim Perry (Temple)

Phoenix Suns1989-92
Philadelphia 76ers1993-96
New Jersey Nets1996

DID YOU KNOW...

Atlantic 10 alumni have earned NBA championships rings two of the last three years. In 2004, Duquesne alum Mike James was a member of the Detroit Pistons' title team. Xavier's James Posey earned a ring in 2006 with the Miami Heat.

John Pinone (Villanova)

Atlanta Hawks1984

James Posey (Xavier)

Denver Nuggets2000-03
Houston Rockets2003
Memphis Grizzlies2004-05
Miami Heat2006

Ramon Rivas (Temple)

Boston Celtics1989

Tony Robertson (West Virginia)

Atlanta Hawks1978
Golden State Warriors1979

Lou Roe (Massachusetts)

Detroit Pistons1996
Golden State Warriors1997

Pepe Sanchez (Temple)

Philadelphia 76ers2001
Atlanta Hawks2001
Detroit Pistons2003

Rory Sparrow (Villanova)

New Jersey Nets1981
Atlanta Hawks1982-83
New York Knicks1983-88
Chicago Bulls1988
Miami Heat1989-90
Sacramento Kings1991
Chicago Bulls1992
Los Angeles Lakers1992

Terence Stansbury (Temple)

Indiana Pacers1985-86
Seattle Super Sonics1987

Mark Strickland (Temple)

Indiana Pacers1995
Miami Heat1997-00
Denver Nuggets2001
New Jersey Nets2001
Atlanta Hawks2002

David Vanterpool (St. Bonaventure)

Washington Wizards2001

David West (Xavier)

New Orleans Hornets2004-06

Delonte West (Saint Joseph's)

Boston Celtics2005-06



In addition to the representation of the Conference in the NBA, the Atlantic 10 has also seen two of its basketball alumni go on to careers in the National Football League. Three-time All-Conference pick Sam Clancy, who played hoops at Pittsburgh from 1978-81, had an 11-year NFL career (1983-1993) with the Seattle Seahawks, Cleveland Browns, and Indianapolis Colts. James Harris, a member of the 1989 Temple basketball squad, has played from 1993-98 with the Minnesota Vikings, St. Louis Rams, and Oakland Raiders.



2007 NCAA Division I Men's Basketball Championship



© 2005 National Collegiate Athletic Association. No commercial use without the NCAA's written permission. The NCAA opposes all sports wagering. This bracket should not be used for sweepstakes, contests, office pools or other gambling activities.

2007 NCAA TOURNAMENT DATES AND SITES

OPENING ROUND • March 13
UD Arena - Dayton, OH (Host: University of Dayton)

**FIRST & SECOND ROUNDS
March 15 & 17**
HSBC Arena - Buffalo, NY (Host: Metro Atlantic Athletic Conference)
ARCO Arena - Sacramento, CA (Host: University of the Pacific)
Spokane Memorial Coliseum - Spokane, WA (Host: Washington State University)
Veterans Coliseum - Winston-Salem, NC (Host: Wake Forest University)

March 16 & 18
United Center - Chicago, IL (Host: Big Ten Conference)
Nationwide Arena - Columbus, OH (Host: Ohio State University)
Rupp Arena - Lexington, KY (Host: University of Kentucky)
New Orleans Arena - New Orleans, LA (Host: Tulane University)

**REGIONALS
March 22 & 24**
San Antonio: Alamodome - San Antonio, TX (Host: University of Texas - San Antonio)
San Jose: HP Pavilion - San Jose, CA (Host: San Jose State University)

March 23 & 25
East Rutherford: Continental Airlines Arena - East Rutherford, NJ (Host: Rutgers University)
St. Louis: Edward Jones Dome - St. Louis, MO (Host: Missouri Valley Conference)

FINAL FOUR • March 31 & April 2
Georgia Dome - Atlanta, GA (Host: Georgia Tech)

WHAT'S IN A NAME?

Don't let the word Atlantic or the number 10 fool you. The Atlantic 10 Conference, which was last at 10 in 1990-91, now stretches from the Atlantic Ocean to the Mississippi River, encompassing eight states and the District of Columbia. More than 73 million people reside within the Atlantic 10's geographic footprint — a footprint that places the league in 12 of the top 60 television markets in the country with an estimated excess of 21.5 million homes.



A.C. NIELSEN MARKETS

School	DMA	Rank	TV Households	% of USA
Fordham.....	New York.....	1	7,375,530	6.692
La Salle/Saint Joseph's/Temple.....	Philadelphia.....	4	2,925,560	2.654
Massachusetts.....	Boston.....	5	2,375,310	2.155
George Washington.....	Washington, DC.....	8	2,252,550	2.044
Saint Louis.....	St. Louis.....	21	1,222,380	1.109
Duquesne.....	Pittsburgh.....	22	1,169,800	1.061
Charlotte.....	Charlotte.....	27	1,020,130	0.926
Xavier.....	Cincinnati.....	34	880,190	0.799
St. Bonaventure.....	Buffalo.....	49	644,430	0.585
Rhode Island.....	Providence-New Bedford.....	51	639,590	0.580
Dayton.....	Dayton.....	59	513,610	0.466
Richmond.....	Richmond-Petersburg.....	60	510,770	0.463
Total			21,529,850	19.53%

POPULATION

State	Total Population
New York.....	19,254,630
Pennsylvania.....	12,429,616
Ohio.....	11,464,042
North Carolina.....	8,683,242
Virginia.....	7,567,465
Massachusetts.....	6,398,743
Missouri.....	5,800,310
Rhode Island.....	1,076,189
Washington, DC.....	550,521
Total.....	73,224,758