



# ST. BONAVENTURE

## BONNIES ROSTER

	Cl.	Pos.	Ht.	Wt.	Hometown/Previous School	2006-07 Stats		
						PPG	RPG	APG
<b>RETURNING PLAYERS</b>								
12 Tyler Benson	Jr.	G	6-7	216	Morgantown, W.Va./Morgantown (Massanutten (Va.) Academy)	3.9	1.5	0.4
1 Zarryon Fereti	Sr.	G	6-3	205	New South Wales, Australia/Terrigal	12.1	2.1	1.0
23 Shane Hvizdzak	So.	G	5-11	175	Bradford, Pa./Bradford	0.5	0.0	0.0
2 Perry King	So.	G	6-0	170	Washington, D.C./Junius Rose	0.3	0.6	0.0
5 Michael Lee*	Sr.	F	6-9	215	West Palm Beach, Fla./Cardinal Newman	12.8	6.2	1.1
10 Tyler Relph*	Sr.	G	6-0	185	Victor, N.Y./McQuaid Jesuit	9.8	2.3	1.7
<b>NEWCOMERS</b>								
50 D'Lancy Carter	Jr.	F	6-10	256	Houston, Texas/West Side (Vincennes (Ind.) JC)	4.2	3.1	
21 Da'Quan Cook	Fr.	F	6-9	220	Charlottesville, Va./The Miller School	14.5	7.5	3.0
20 Malcolm Eleby	Fr.	G	6-3	195	Philadelphia, Pa./Franklin Learning Center	22.0	7.0	6.0
24 Hillary Hailey	Fr.	G	6-6	210	Waldorf, Md./Friendly (North Atlanta (Ga.) Prep)	13.0	7.0	
33 Matt Morgan	Fr.	F	6-8	210	Landover, Md./St. Thomas More (Conn.)	13.0	7.0	3.0
25 Delonte Taylor	Fr.	G	6-4	210	Washington, D.C./H.D. Woodson Lutheran Christian Academy (Pa.)	17.0	4.0	

\*indicates starter

## OUTLOOK

Under the direction of first-year head coach Mark Schmidt, St. Bonaventure will look to make its first appearance in the Atlantic 10 Championship since the league expanded to 14 teams in 2005-06. Schmidt spent the last six seasons as the head coach at Robert Morris, where he led the Colonials to an 82-90 record and a pair of appearances in the semifinals of the Northeast Conference Tournament. He is no stranger to the Atlantic 10, however, after serving on Skip Prosser's staff at Xavier for seven years (1994-01).

Schmidt brings an up-tempo style of play to a St. Bonaventure team that averaged just 67.5 points and ranked 13th in the Conference in scoring defense (78.5 ppg.). The Bonnies return four players, including two senior starters, from last year's team that finished with seven wins. Senior forward Michael Lee highlights the group of returnees after leading the team in scoring (12.8 ppg.) and ranking 15th in the A-10 in rebounding (6.2 rpg.) last season. Lee scored in double figures in 21 of the Bonnies' 29 contests a year ago and added six double-doubles.

St. Bonaventure also returns its third and fifth leading scorers from last season in senior guards Zarryon Fereti and Tyler Relph. Fereti averaged 12.1 points before being dismissed from the team with four games remaining by then-head coach Anthony Solomon. Fereti, who added 2.1 rebounds per game, earned his way back on to this year's squad during a tryout before school adjourned for the summer and should be a force in Schmidt's style of play. Relph (9.8 ppg.) started 23 games as a junior in his first fully healthy season. Relph knocked down a team-best 66 field goals from beyond the arc and added 20 steals. Six-foot-seven swingman Tyler Benson (3.9 ppg.) averaged 11.7 minutes per game and made 23-of-67 (.343) field goal attempts from three-point range.

Despite arriving at St. Bonaventure in April, Schmidt was able to procure a five-man class of newcomers.

Freshmen guards Da'Quan Cook (14.5 ppg.), Malcom Eleby (22.0 ppg.) and Hillary Hailey (13.0 ppg.) and freshman forward Matt Morgan (13.0 ppg.) have been labeled as the cornerstones of Schmidt's rebuilding process and will be looked upon for an immediate impact. D'Lancy Carter (4.2 ppg.), a 6-10, 260 lb. power forward from Vincennes (Ind.) Junior College, will provide the Bonnies with some much-needed size up front.

## 2007-08 SCHEDULE

N. 9	at Boston University	5:00
12	Binghamton	7:00
16	vs. Presbyterian (1)	7:00
17	at New Mexico (1)	9:15
18	vs. Loyola Marymount (1)	5:00
24	Eastern Michigan	4:00
28	at Niagara	7:00
D. 1	Canisius	7:00
5	at Ohio	7:00
8	Albany	7:00
15	at Hampton	7:00
18	Wright State	7:00
30	at Binghamton	4:00
J. 5	Bucknell	4:00
9	at XAVIER	7:00
12	LA SALLE	7:00
16	at RICHMOND	7:00
23	at DUQUESNE	7:00
26	RHODE ISLAND	7:00
30	at LA SALLE	7:00
F. 2	DUQUESNE	7:00
9	CHARLOTTE	7:00
13	at SAINT JOSEPH'S	7:00
16	GEORGE WASHINGTON	7:00
20	TEMPLE	7:00
24	at MASSACHUSETTS	2:00
27	RICHMOND	7:00
M. 1	at SAINT LOUIS	2:00
5	DAYTON	7:00
8	at FORDHAM	TBA
12-15	Atlantic 10 Championship (Boardwalk Hall, Atlantic City, N.J.)	

(1) BTI Invitational (Albuquerque, N.M.)

Atlantic 10 games in CAPS, All times Eastern, Schedule subject to change



ZARRYON FERETI

## 2006-07 RESULTS

Overall: 7-22; A-10: 4-12 (tie 12th)

N. 9	Chicago State (1)	L	98-95
10	Alcorn State (1)	W	68-59
14	Central Arkansas (OT)	W	69-64
20	at Saint Francis (Pa.)	L	76-54
25	at Central Connecticut	W	60-57
29	Niagara	L	74-63
D. 2	Boston University	L	74-46
6	Ohio	L	77-72
9	Wright State	L	59-57
16	at Albany	L	71-56
20	Hampton	L	89-74
23	at Canisius	L	80-71
30	at Syracuse	L	82-70
J. 3	SAINT LOUIS	W	74-69
10	RICHMOND	L	71-66
13	at G. WASHINGTON	L	80-63
17	at RHODE ISLAND	L	89-78
21	LA SALLE	W	87-73
24	XAVIER	L	92-66
27	at RICHMOND	W	61-53
31	at FORDHAM	L	67-61
F. 3	DUQUESNE	L	111-92
7	at TEMPLE	L	109-70
10	DAYTON	L	69-62
17	SAINT JOSEPH'S	L	76-68
21	at MASSACHUSETTS	L	83-44
24	at DUQUESNE	W	97-94
28	FORDHAM	L	91-60
M. 3	at CHARLOTTE	L	74-53

(1) 2K Sports College Hoops Classic (Austin, Texas)

## ST. BONAVENTURE QUICK FACTS

### GENERAL INFORMATION

**Location:** St. Bonaventure, N.Y. 14778  
**Enrollment:** 2,000  
**Founded:** 1858  
**President:** Sister Margaret Carney, O.S.F.  
**Athletic Director:** Steve Watson  
**Phone:** 716-375-2282  
**Web Site:** www.sbu.edu  
**Athletic Web Site:** www.GoBonnies.com  
**Nickname:** Bonnies  
**Colors:** Brown (PMS 483) and White  
**Home Court/Capacity:** Bob Lanier Court at the Reilly Center/5,780

### BASKETBALL INFORMATION

**Head Coach:** Mark Schmidt (Boston College/1986)  
**Record at SBU:** First season  
**Overall Record:** 82-90 (6 years)  
**Assistants:** Jeff Massay, Dave Moore, Dino Pressley  
**Basketball Office Phone:** 716-375-2207  
**2006-07 Record:** 7-22/4-12 (Tie 12th)  
**All-Time Conference Record:** 151-298

### MEDIA INFORMATION

**Contact:** Pat Pierson  
**Office Phone:** 716-375-2575  
**Fax Phone:** 716-375-2383  
**E-Mail:** ppierson@sbu.edu



**SISTER MARGARET CARNEY, O.S.F.**  
PRESIDENT



**STEVE WATSON**  
DIRECTOR OF ATHLETICS



**PAT PIERSON**  
SPORTS INFORMATION DIRECTOR

## 2006-07 FINAL STATISTICS

### OVERALL

Player	GP-GS	Min	FG-FGA	Pct	3-PTS			REBOUNDS				PF	FO	Ast	TO	Blk	Stl	Pts	Avg	
					3FG-FGA	Pct	FT-FTA	Pct	Off	Def	Tot									Avg
Michael Lee	29-26	30.6	135-306	.441	9-33	.273	93-136	.684	63	116	179	6.2	59	0	33	79	21	19	372	12.8
A.J. Hawkins	29-28	30.4	123-276	.446	17-48	.354	91-137	.664	54	98	152	5.2	68	2	61	57	17	28	354	12.2
Zarryon Fereti	24-8	27.0	88-267	.330	50-156	.321	64-74	.865	11	39	50	2.1	35	0	24	32	4	16	290	12.1
Paul Williams	29-27	27.2	105-190	.553	0-0	.000	101-154	.656	99	111	210	7.2	93	4	39	84	21	11	311	10.7
Tyler Relph	29-23	28.9	94-250	.376	66-177	.373	31-36	.861	13	54	67	2.3	56	1	52	37	1	20	285	9.8
Tyler Benson	22-2	11.7	28-74	.378	23-67	.343	7-12	.583	9	23	32	1.5	30	0	10	10	3	8	86	3.9
James Williams	6-0	13.0	6-18	.333	3-10	.300	4-8	.500	5	5	10	1.7	11	0	5	61	1	3	19	3.2
Terron Diggs	29-24	21.8	28-93	.301	14-44	.318	14-23	.609	8	38	46	1.6	56	1	76	48	5	11	84	2.9
Jourdan Morris	23-0	8.8	24-65	.369	6-21	.286	12-27	.444	10	32	42	1.8	33	0	2	15	0	9	66	2.9
Jermaine Calvin	24-5	15.1	23-49	.469	3-11	.273	4-14	.286	7	32	39	1.6	34	0	67	43	1	21	53	2.2
Ivan Kovacevic	14-2	7.5	7-19	.368	0-0	.000	5-9	.556	15	14	29	2.1	13	1	1	4	0	2	19	1.4
Lounceny Kaba	17-0	7.4	6-10	.600	0-0	.000	2-12	.167	11	20	31	1.8	23	0	3	7	15	2	14	0.8
Shane Hvizdzak	4-0	0.8	0-1	.000	0-1	.000	2-2	1.000	0	0	0	0.0	0	0	0	0	0	1	2	0.5
Perry King	8-0	2.1	1-3	.333	0-0	.000	0-0	.000	2	3	5	0.6	3	0	0	4	0	1	2	0.3
Team									44	36	80	2.9	0			8				
<b>Total</b>	29		668-1621	.412	191-568	.336	430-644	.668	351	621	972	33.5	514	9	373	434	89	152	1957	67.5
<b>Opponents</b>	29		838-1721	.487	211-541	.390	374-530	.706	349	725	1074	37.0	563	-	430	383	85	195	2261	78.0


### ATLANTIC 10

A.J. Hawkins	16-15	32.4	76-171	.444	13-34	.382	60-84	.714	29	61	90	5.6	38	1	39	34	10	8	225	14.1
Michael Lee	16-16	32.0	76-170	.447	0-12	.000	57-79	.722	40	60	100	6.3	37	0	16	45	12	8	209	13.1
Zarryon Fereti	11-2	26.4	46-127	.362	24-73	.329	22-29	.759	5	19	24	2.2	17	0	9	16	3	7	138	12.5
Tyler Relph	16-15	32.4	54-152	.355	40-114	.351	23-28	.821	8	37	45	2.8	37	1	37	22	1	13	171	10.7
Paul Williams	16-15	25.6	52-89	.584	0-0	.000	55-77	.714	42	53	95	5.9	51	3	19	49	12	5	159	9.9
Tyler Benson	11-0	11.9	16-35	.457	11-28	.393	6-10	.600	3	10	13	1.2	13	0	5	6	2	3	49	4.5
Terron Diggs	16-16	25.7	18-52	.346	8-24	.333	8-14	.571	6	24	30	1.9	32	0	52	27	2	9	52	3.3
Jourdan Morris	16-0	9.9	19-50	.380	3-16	.188	11-23	.478	9	24	33	2.1	27	0	1	14	0	5	52	3.3
Ivan Kovacevic	8-1	9.9	6-16	.375	0-0	.000	5-7	.714	11	12	23	2.9	13	1	1	3	0	2	17	2.1
Jermaine Calvin	11-0	10.5	6-12	.500	3-4	.750	3-6	.500	2	14	16	1.5	13	0	24	18	0	8	18	1.6
Lounceny Kaba	8-0	5.3	3-4	.750	0-0	.000	2-6	.333	6	8	14	1.8	9	0	3	1	2	1	8	1.0
Shane Hvizdzak	3-0	1.0	0-1	.000	0-1	.000	2-2	1.000	0	0	0	0.0	0	0	0	0	0	1	2	0.7
Perry King	7-0	2.0	1-3	.333	0-0	.000	0-0	.000	2	3	5	0.7	2	0	0	3	0	0	2	0.3
Team									25	18	43	2.7	0			4				
<b>Total</b>	16		373-882	.423	102-306	.333	254-365	.696	188	343	531	33.2	289	6	206	242	44	70	1102	68.9
<b>Opponents</b>	16		482-955	.505	125-322	.388	212-304	.697	181	383	564	35.2	314	-	256	190	49	114	1301	81.3



## HEAD COACH

# MARK SCHMIDT



### PERSONAL

**Birthdate:** February 12, 1963  
**Hometown:** Providence, R.I.  
**Alma Mater:** Boston College (1985)  
**Wife:** Anita  
**Children:** Nicholas, Derek, Michael

### PLAYING CAREER

**1978-81 Bishop Feehan**  
 Second all-time leading scorer (1,450 points)  
 Member of Bishop Feehan Hall of Fame  
**1982-85 Boston College**  
 NCAA Tournament (1982 - Final 8,  
 1983 - Sweet 16, 1985 - Sweet 16)

### COACHING CAREER

**1990-91 Assistant Coach, St. Michael's College**  
**1992-93 Assistant Coach, Penn State**

National Invitation Tournament (1992)  
**1994 Assistant Coach, Loyola (Md.) College**  
 NCAA Tournament (1994)  
**1995-01 Assistant Coach, Xavier University**  
 NCAA Tournament (1995, 1997, 1998, 2000)  
 National Invitation Tournament (1999, 2000)  
 Atlantic 10 West Championship (1997, 1998)  
 Atlantic 10 Tournament Championship (1998)  
 Midwestern Collegiate Conference Championship (1995)  
**2002-07 Head Coach, Robert Morris University**  
**2008- Head Coach, St. Bonaventure University**

### COACHING STAFF

**Jeff Massey** (Xavier/1995), 1st year  
**David Moore** (Bethel/1998), 1st year  
**Dino Pressley** (Kutztown/1993), 2nd year

### YEAR-BY-YEAR COLLEGE RECORD

Year	School	Record	A-10	Finish	Postseason
2001-02	Robert Morris	....12-18			
2002-03	Robert Morris	....10-17			
2003-04	Robert Morris	....14-15			
2004-05	Robert Morris	....14-15			
2005-06	Robert Morris	....15-14			
2006-07	Robert Morris	....17-11			
<b>Career Total</b>		<b>.....82-90</b>	<b>(.477)</b>		

### ALL-TIME SBU COACHING RECORDS

Name	Years	Overall	Pct.	A-10	Pct.
Richard Phelan	1920	(1) 6- 10	.375		
Al Carmont	1921-23	(3) 27- 33	.450		
Glenn Carberry	1924-26	(3) 35- 21	.625		
Jack Flavin	1927	(1) 13- 5	.722		
Fred Ostergren	1928	(1) 14- 7	.667		
Mike Reilly	1929-43	(15) 133- 75	.639		
Anselm Krieger	1945-46	(2) 15- 10	.600		
Harry Singleton	1947	(1) 10- 11	.476		
Eddie Melvin	1948-53	(6) 98- 46	.680		
Eddie Donovan	1954-61	(8) 139- 57	.709		
Larry Weise	1962-73	(12) 202- 90	.692		
Jim Satalin	1974-82	(9) 156- 93	.626	18-19	.486
Jim O'Brien	1983-86	(4) 67- 51	.568	35-33	.515
Ron DeCarli	1987-89	(3) 31- 53	.369	17-37	.315
Tom Chapman	1990-92	(3) 22- 62	.262	6-46	.115
Jim Baron	1993-01	(9) 132-131	.502	56-86	.394
Jan van Breda Kolff	2002-03	(2) 18- 39	.316	9-23	.281
Anthony Solomon	2004-07	(4) 24- 88	.214	10-54	.156



## ST. BONAVENTURE YEAR-BY-YEAR

Year	Overall	A-10	Coach
1919-20	6-10		Richard Phelan
1920-21	2-13		Al Carmont
1921-22	12-10		Al Carmont
1922-23	13-10		Al Carmont
1923-24	7- 4		Glenn Carberry
1924-25	13-11		Glenn Carberry
1925-26	15- 6		Glenn Carberry
1926-27	13- 5		Jack Flavin
1927-28	14- 7		Fred Ostergren
1928-29	17- 7		Mike Reilly
1929-30	17- 5		Mike Reilly
1930-31	10- 3		Mike Reilly
1931-32	4- 6		Mike Reilly
1932-33	7- 3		Mike Reilly
1933-34	3- 3		Mike Reilly
1934-35	1- 5		Mike Reilly
1935-36	7- 2		Mike Reilly
1936-37	4- 7		Mike Reilly
1937-38	9- 0		Mike Reilly
1938-39	10- 7		Mike Reilly
1939-40	12- 5		Mike Reilly
1940-41	12- 5		Mike Reilly
1941-42	12- 8		Mike Reilly
1942-43	8- 9		Mike Reilly
1943-44	<i>No schedule due to World War II</i>		
1944-45	3- 7		Anselm Krieger
1945-46	12- 3		Anselm Krieger
1946-47	10-11		Harry Singleton
1947-48	12-10		Ed Melvin
1948-49	18- 8		Ed Melvin
1949-50	17- 5		Ed Melvin
1950-51	19- 6		Ed Melvin
1951-52	21- 6		Ed Melvin
1952-53	11-11		Ed Melvin
1953-54	12-11		Eddie Donovan
1954-55	13-10		Eddie Donovan
1955-56	11-12		Eddie Donovan
1956-57	17- 7		Eddie Donovan
1957-58	21- 5		Eddie Donovan
1958-59	20- 3		Eddie Donovan
1959-60	21- 5		Eddie Donovan
1960-61	24- 4		Eddie Donovan
1961-62	14- 7		Larry Weise
1962-63	13-12		Larry Weise
1963-64	16- 8		Larry Weise
1964-65	15- 8		Larry Weise
1965-66	16- 7		Larry Weise
1966-67	13- 9		Larry Weise
1967-68	23- 2		Larry Weise
1968-69	17- 7		Larry Weise
1969-70	25- 3		Larry Weise
1970-71	21- 6		Larry Weise
1971-72	16- 8		Larry Weise
1972-73	13-13		Larry Weise
1973-74	17- 9		Jim Satalin
1974-75	14-13		Jim Satalin
1975-76	17-10		Jim Satalin
1976-77	24- 6		Jim Satalin
1977-78	21- 8		Jim Satalin
1978-79	19- 9		Jim Satalin
1979-80	16-11	5- 5	Jim Satalin
1980-81	14-13	6- 7	Jim Satalin
1981-82	14-14	7- 7	Jim Satalin
1982-83	20-10	10- 4	Jim O'Brien
1983-84	18-13	8-10	Jim O'Brien
1984-85	14-15	7-11	Jim O'Brien
1985-86	15-13	10- 8	Jim O'Brien
1986-87	5-23	3-15	Ron DeCarli
1987-88	13-15	7-11	Ron DeCarli
1988-89	13-15	7-11	Ron DeCarli
1989-90	8-20	3-15	Tom Chapman
1990-91	5-23	0-18	Tom Chapman

## BOB LANIER COURT AT THE REILLY CENTER

**Location:** Route 417 in St. Bonaventure, N.Y.  
**Capacity:** 5,780  
**SBU Record at Arena:** 360-167  
**Opened:** December 2, 1966  
**Ticket Information:** (716) 375-2500



TYLER RELPH

1991-92	9-19	3-13	Tom Chapman
1992-93	10-17	0-14	Jim Baron
1993-94	10-17	4-12	Jim Baron
1994-95	18-13	9- 7	Jim Baron
1995-96	10-18	4-12	Jim Baron
1996-97	14-14	5-11	Jim Baron
1997-98	17-15	6-10	Jim Baron
1998-99	14-15	8- 8	Jim Baron
1999-00	21-10	11- 5	Jim Baron
2000-01	18-12	9- 7	Jim Baron
2001-02	17-13	8- 8	Jan van Breda Kolff
2002-03	1-26	1-15	Jan van Breda Kolff
2003-04	7-21	3-13	Anthony Solomon
2004-05	2-26	1-15	Anthony Solomon
2005-06	8-19	2-14	Anthony Solomon
2006-07	7-22	4-12	Anthony Solomon

## BONNIES POSTSEASON

1950-51	NIT (2nd round)
1951-52	NIT (3rd)
1956-57	NIT (4th)
1957-58	NIT (3rd)
1958-59	NIT
1959-60	NIT (4th)
1960-61	NCAA (Regional Semifinal)
1963-64	NIT
1967-68	NCAA (Regional Semifinal)
1969-70	NCAA (Final Four - 4th)
1970-71	NIT (3rd)
1976-77	NIT (Champions)
1977-78	NCAA
1978-79	NIT
1982-83	NIT
1994-95	NIT (2nd round)
1997-98	NIT
1999-00	NCAA
2000-01	NIT
2001-02	NIT



# SAINT JOSEPH'S

## HAWKS ROSTER

	Cl.	Pos.	Ht.	Wt.	Hometown/Previous School	2006-07 Stats		
						PPG	RPG	APG
<b>RETURNING PLAYERS</b>								
12 Pat Calathes*	Sr.	G/F	6-10	210	Casselberry, Fla./Lake Howell	13.9	7.1	3.6
52 Rob Ferguson*	Sr.	F	6-8	230	Fort Meyers, Fla./Mariner	11.3	5.3	1.3
13 Darrin Govens*	So.	G	6-1	175	Chester, Pa./Chester	7.3	1.4	2.4
22 Edwin Lashley	Jr.	G	6-4	197	Salisbury, Md./St. Thomas More (Conn.)	0.4	0.5	0.0
41 Arvydas Lidzius	Sr.	F	6-9	205	Kretniga, Lithuania/Montrose Christian (Md.)	1.0	1.0	0.4
40 Rockwell Moody	So.	F	6-9	228	Washington, D.C./Bishop O'Connell (Va.)	0.1	0.8	0.0
34 Ahmad Nivins*	Jr.	F/C	6-9	235	Jersey City, N.J./St. Anthony	16.6	7.6	0.3
2 D.J. Rivera	So.	G	6-2	182	Philadelphia, Pa./Neumann-Goretti	5.9	2.6	1.1
15 Garrett Williamson	So.	G	6-5	176	Merion, Pa./Lower Merion	5.1	3.6	1.9
<b>NEWCOMERS</b>								
11 Charoy Bentley	Fr.	G	6-0	170	Bridgeport, Conn./Harding	25.0	2.0	4.5
0 Tasheed Carr	Jr.	G	6-3	210	Philadelphia, Pa./Mt. Zion (N.C.) Academy (Iowa State)	5.8	2.2%	
32 Idris Hilliard	Fr.	F	6-7	205	Roselle, N.J./The Hun School	15.0	7.0	

\*indicates starter; %indicates 2005-06 statistics

## OUTLOOK

It was an exciting off-season for Saint Joseph's as plans were finalized for expansion of Alumni Memorial Fieldhouse and a state-of-the-art practice facility, thanks to a \$10 million donation from a local alumnus. On the court, however, the framework is already in place for the Hawks to return to the NCAA Tournament for the first time since its magical run to the Elite Eight in 2004.

Entering his 13th season on Hawk Hill with 240 career victories, good for second in program history, head coach Phil Martelli welcomes back four starters, including three in what many consider the league's best frontcourt. Junior center Ahmad Nivins earned first-team All-Conference honors a year ago after averaging 16.6 points and 7.6 rebounds while leading the league in field goal shooting (.631). Nivins recorded a team-high seven 20-point outings and added 32 blocks to anchor a SJU defense which ranked second in the A-10 in scoring (64.4 ppg.).

Senior forward Pat Calathes was one of the most improved players in the Conference last season and was one of only two players in the league to rank among the top 20 in scoring (13.9 ppg.), rebounding (7.1 rpg.) and assists (3.63 apg.). The versatile 6-10 forward knocked down 47 three-point field goals and was counted on at times to play point guard, creating mismatches for opposing defenders. Senior forward Rob Ferguson started all 32 games last season, while averaging 11.3 points and 5.3 rebounds. Senior Arvydas Lidzius (1.0 ppg.), sophomore Rockwell Moody 0.1 ppg.) and 6-7 freshman Idris Hilliard (15.0 ppg.) will provide frontcourt depth.


After being pressed into playing major minutes as freshmen, guards Darrin Govens, D.J. Rivera and Garrett Williamson all displayed great promise and should thrive in their second year in the program. Govens averaged 7.3 points and finished third on the team in assists (67) despite missing five games due to a fractured hand. Hailing from the same high school as former SJU great Jameer Nelson, Govens sank 33 field goals from beyond the arc and demonstrated great confidence directing the offense as the season went on. The athletic Rivera averaged 5.9 points while appearing in all 32 games, while Williamson chipped in 5.1 ppg. and established himself as a lock-down defender for the years ahead. Tasheed Carr, a well-built 6-3 shooting guard from Philadelphia who averaged 5.8 ppg. at Iowa State in 2005-06, should see significant playing time, while junior Edwin Lashley (0.4 ppg.) and freshman Charoy Bentley (25.0 ppg.) will provide depth in the backcourt.

## 2007-08 SCHEDULE

N. 12	vs. Fairleigh Dickinson (1)	9:00
13	vs. Syracuse/Siena (1)	7:00/9:00
17	at Boston University	7:00
21	vs. TBA (2)	TBA
23	vs. TBA (2)	TBA
27	Ball State	7:00
29	Gonzaga	8:00
D. 1	Penn State (3)	4:00
4	Holy Cross	7:00
9	at Creighton	3:00
21	at Fairfield	7:30
28	at Siena	7:00
31	Drexel (3)	6:00
J. 9	at MASSACHUSETTS	7:30
12	RICHMOND	7:00
16	at CHARLOTTE	7:30
19	at Pennsylvania	7:00
23	MASSACHUSETTS	7:00
26	at TEMPLE	6:00
30	at GEORGE WASHINGTON	7:30
F. 2	FORDHAM	TBA
4	Villanova (3)	8:00
6	at DUQUESNE	7:00
10	at XAVIER	TBA
13	ST. BONAVENTURE	7:00
18	LA SALLE (3)	TBA
24	at RHODE ISLAND	TBA
28	SAINT LOUIS	7:00
M. 2	TEMPLE (3)	TBA
6	XAVIER	TBA
8	at DAYTON	TBA
12-15	Atlantic 10 Championship (Boardwalk Hall, Atlantic City, N.J.)	

(1) NIT Season Tip-Off (Syracuse, N.Y.)  
 (2) NIT Season Tip-Off (New York, N.Y.)  
 (3) The Palestra (Philadelphia, Pa.)

Atlantic 10 games in CAPS, All times Eastern, Schedule subject to change



PAT CALATHES

# 2006-07 RESULTS

Overall: 18-14; A-10: 9-7 (6th)

N. 14	Fairfield	W	63-47
17	at Lafayette	W	81-73
19	Bucknell	W	63-53
25	at Penn State	L	65-61
27	Boston University	W	55-39
D. 2	Drexel (1)	L	72-56
8	Bellarmine (2)	W	75-63
9	at Louisville (2)	L	74-64
10	Ohio (2)	L	79-72
19	St. Mary's	W	55-51
28	Hofstra (3)	L	65-63
29	Boston University (3)	W	58-53
J. 3	DUQUESNE	W	89-41
7	at CHARLOTTE	W	75-70
10	at TEMPLE	W	80-67
13	RHODE ISLAND	L	86-81
17	at FORDHAM (OT)	L	56-55
21	XAVIER	W	82-74
24	at G. WASHINGTON	L	74-65
27	Pennsylvania (1)	W	84-74
F. 1	SAINT LOUIS	L	73-62
4	DAYTON	W	71-65
6	at Villanova	L	56-39
10	at LA SALLE (1)	W	72-50
14	GEORGE WASHINGTON	W	62-56
17	at ST. BONAVENTURE	W	76-68
22	TEMPLE (1)	W	92-76
24	at RICHMOND	L	78-68
28	at XAVIER	L	72-62
M. 3	MASSACHUSETTS	L	71-67
7	vs. Temple (A-10)	W	66-62
8	vs. G. Washington (A-10)	L	58-48

(1) The Palestra (Philadelphia, Pa.)  
 (2) NABC Classic (Louisville, Ky.)  
 (3) Aeropostale Holiday Festival (New York, N.Y.)

# SAINT JOSEPH'S QUICK FACTS

## GENERAL INFORMATION

**Location:** Philadelphia, Pa. 19131-1395  
**Enrollment:** 4,150  
**Founded:** 1851  
**President:** Timothy R. Lannon, S.J.  
**Assoc. VP/Athletic Director:** Don DiJulia  
**Phone:** 610-660-1707  
**Web Site:** www.sju.edu  
**Athletic Web Site:** www.sjuhawks.com  
**Nickname:** Hawks  
**Colors:** Crimson (PMS 200) and Gray (PMS 429C)  
**Home Court/Capacity:** Alumni Memorial Fieldhouse/3,200



**TIMOTHY R. LANNON, S.J.**  
PRESIDENT

## BASKETBALL INFORMATION

**Head Coach:** Phil Martelli (Widener/1976)  
**Record at SJU:** 240-139 (12 years)  
**Overall Record:** 240-139 (12 years)  
**Assistants:** Mark Bass, Doug Overton, David Duda  
**Basketball Office Phone:** 610-660-1706  
**2006-07 Record:** 18-14/9-7 (6th)  
**All-Time Conference Record:** 235-177



**DON DIJULIA**  
ASSOC. VICE PRESIDENT/  
DIRECTOR OF ATHLETICS

## MEDIA INFORMATION

**Contact:** Marie Wozniak  
**Office Phone:** 610-660-1727  
**Fax Phone:** 610-660-1724  
**E-Mail:** mwozniak@sju.edu



**MARIE WOZNIAK**  
ASST. ATHLETIC DIRECTOR/  
COMMUNICATIONS

# 2006-07 FINAL STATISTICS

## OVERALL

Player	GP-GS	Min	FG-FGA	Pct	3-PTS			REBOUNDS					PF	FO	Ast	TO	Blk	Stl	Pts	Avg
					3FG-FGA	Pct	FT-FTA	Pct	Off	Def	Tot	Avg								
Ahmad Nivins	.31-31	34.9	176-279	.631	0- 1	.000	164-242	.678	105	130	235	7.6	89	3	11	77	32	32	516	16.6
Pat Calathes	.32-32	30.8	144-316	.456	47-112	.420	110-130	.846	63	165	228	7.1	73	0	116	96	28	17	445	13.9
Rob Ferguson	.32-32	32.9	146-314	.465	39- 91	.429	30- 35	.857	62	106	168	5.3	91	2	42	65	30	29	361	11.3
Jawan Carter	.32-26	25.7	74-198	.374	38-106	.358	56- 74	.757	14	39	53	1.7	59	0	74	69	0	22	242	7.6
Darrin Govens	.27- 6	23.0	69-170	.406	33- 83	.398	27- 34	.794	7	31	38	1.4	42	0	67	46	2	17	198	7.3
D.J. Rivera	.32- 1	23.1	70-173	.405	10- 36	.278	40- 65	.615	28	54	82	2.6	67	1	38	41	10	41	190	5.9
Garrett Williamson	.32-31	23.8	54-119	.454	4- 23	.174	50- 74	.676	36	78	114	3.6	95	2	62	43	16	31	162	5.1
Artur Surov	.3- 0	2.3	2- 3	.667	0- 0	.000	0- 0	.000	0	1	1	0.3	0	0	0	0	1	0	4	1.3
Arvydas Lidzius	.23- 0	6.9	9- 22	.409	2- 10	.200	3- 5	.600	8	15	23	1.0	22	0	10	11	1	3	23	1.0
Pete Kathopoulos	.10- 0	1.5	1- 1	1.000	1- 1	1.000	2- 2	1.000	0	0	0	0.0	1	0	1	0	0	1	5	0.5
Alvin Mofunanya	.19- 1	3.8	4- 11	.364	0- 0	.000	1- 8	.125	4	9	13	0.7	12	0	0	13	4	1	9	0.5
Edwin Lashley	.13- 0	3.0	2- 9	.222	1- 4	.250	0- 0	.000	0	6	6	0.5	4	0	1	2	0	1	5	0.4
Rockwell Moody	.16- 0	4.4	0- 5	.000	0- 0	.000	2- 2	1.000	5	8	13	0.8	12	0	1	1	2	1	2	0.1
Marcus Mitchell	.1- 0	1.0	0- 0	.000	0- 0	.000	0- 0	.000	0	0	0	0.0	0	0	0	0	0	0	0	0.0
Team									47	52	99	3.1	2			9				
<b>Total</b>	<b>.32</b>		751-1620	.464	175-467	.375	485-671	.723	379	694	1073	33.5	569	8	423	473	126	196	2162	67.6
<b>Opponents</b>	<b>.32</b>		725-1643	.441	177-519	.341	381-573	.665	372	576	948	29.6	595	-	419	415	97	235	2008	62.8

## ATLANTIC 10

Ahmad Nivins	.16-16	35.1	96-149	.644	0- 1	.000	89-127	.701	47	72	119	7.4	49	2	8	40	11	11	281	17.6
Pat Calathes	.16-16	33.0	86-177	.486	32-63	.508	53- 64	.828	31	98	129	8.1	36	0	68	42	15	11	257	16.1
Rob Ferguson	.16-16	32.7	78-158	.494	20-44	.455	15- 18	.833	40	51	91	5.7	47	0	28	33	16	11	191	11.9
Darrin Govens	.14- 4	22.9	40- 92	.435	20-46	.435	10- 13	.769	5	18	23	1.6	18	0	34	22	1	8	110	7.9
Jawan Carter	.16-12	25.4	38-104	.365	17-49	.347	31- 38	.816	6	20	26	1.6	26	0	39	27	0	9	124	7.8
D.J. Rivera	.16- 0	22.7	38- 88	.432	7-19	.368	18- 25	.720	14	20	34	2.1	33	0	22	16	6	3	101	6.3
Garrett Williamson	.16-16	21.6	26- 49	.531	1-10	.100	19- 27	.704	16	40	56	3.5	49	1	35	13	7	1	72	4.5
Artur Surov	.3- 0	2.3	2- 3	.667	0- 0	.000	0- 0	.000	0	1	1	0.3	0	0	0	0	1	0	4	1.3
Pete Kathopoulos	.4- 0	2.0	1- 1	1.000	1- 1	1.000	2- 2	1.000	0	0	0	0.0	1	0	1	0	0	0	5	1.3
Edwin Lashley	.7- 0	2.7	2- 7	.286	1- 2	.500	0- 0	.000	0	2	2	0.3	2	0	1	1	0	0	5	0.7
Arvydas Lidzius	.11- 0	7.3	3- 8	.375	1- 4	.250	0- 0	.000	2	9	11	1.0	8	0	7	6	1	2	7	0.6
Rockwell Moody	.10- 0	4.2	0- 1	.000	0- 0	.000	2- 2	1.000	3	6	9	0.9	10	0	1	0	2	0	2	0.2
Alvin Mofunanya	.6- 0	4.0	0- 3	.000	0- 0	.000	0- 0	.000	0	4	4	0.7	3	0	0	4	1	1	0	0.0
Team									26	21	47	2.9	1			4				
<b>Total</b>	<b>.16</b>		410-840	.488	100-239	.418	239-316	.756	190	362	552	34.5	283	3	244	208	61	77	1159	72.4
<b>Opponents</b>	<b>.16</b>		390-873	.447	101-291	.347	196-298	.658	183	274	457	28.6	296	-	218	170	50	106	1077	67.3



## HEAD COACH

# PHIL MARTELLI



### PERSONAL

**Birthdate:** August 31, 1954  
**Hometown:** Drexel Hill, Pa.  
**Alma Mater:** Widener University (1976)  
**Wife:** Judy  
**Children:** Philip, Jimmy, Elizabeth

### PLAYING CAREER

**1971-72** St. Joseph's Preparatory School  
**1973-76** Widener University  
 NCAA Tournament (1975, 1976)  
 Captain (1976)

### COACHING CAREER

**1977** Junior Varsity Coach, Cardinal O'Hara High School  
**1978** Assistant Coach, Widener University  
 NCAA Division III Tournament (1978 - Final Four)  
**1979-85** Head Coach, Bishop Kenrick High School  
 Catholic League Playoffs (1980, 1981, 1982, 1983, 1984, 1985)

School-record 108 coaching wins  
**1986-95** Assistant Coach, Saint Joseph's University  
 NCAA Tournament (1986)  
 National Invitation Tournament (1993, 1995)  
 Atlantic 10 Regular Season Championship (1986)  
 Atlantic 10 Tournament Championship (1986)  
**1996-** Head Coach, Saint Joseph's University  
 NCAA Tournament (1997 - Sweet 16, 2001, 2003, 2004 - Final Eight)  
 National Invitation Tournament (1996 - 2nd, 2002, 2005 - 2nd, 2006)  
 Atlantic 10 Regular Season Championship (2001)  
 Atlantic 10 East Championship (1997, 2002, 2003, 2004, 2005)  
 Atlantic 10 Tournament Championship (1997)  
 Atlantic 10 Coach of the Year (1997, 2001, 2004, 2005)  
 Associated Press National Coach of the Year (2004)  
 USBWA National Coach of the Year (2004)  
 Naismith National Coach of the Year (2004)  
 Adolph Rupp National Coach of the Year (2004)  
 NABC National Coach of the Year (2004)  
 Chevrolet/CBS Coach of the Year (2004)  
 Herb Goode Basketball Club Eastern Coach of the Year (2004)  
 Eastern Basketball Coach of the Year (1997, 2004)  
 Basketball Times East Region Coach of the Year (1997)  
 Head Coach, USA Basketball U-21 World Championship (2005)  
 Assistant Coach, USA Basketball World Championship for Young Men (Gold Medal - 2001)  
 Assistant Coach, USA Basketball Goodwill Games (Gold Medal - 1998)

### YEAR-BY-YEAR COLLEGE RECORD


Year	School	Record	A-10	Finish	Postseason
1995-96	Saint Joseph's	.19- 13	9- 7	3rdE	NIT (4-1)
1996-97	Saint Joseph's	.26- 7	13- 3	1stE	NCAA (2-1)
1997-98	Saint Joseph's	.11- 17	3-13	5thE	
1998-99	Saint Joseph's	.12- 18	5-11	t5thE	
1999-00	Saint Joseph's	.13- 16	7- 9	t4thE	
2000-01	Saint Joseph's	.26- 7	14-12	1st	NCAA (1-1)
2001-02	Saint Joseph's	.19- 12	12- 4	t1stE	NIT (1-1)
2002-03	Saint Joseph's	.23- 7	12- 4	1stE	NCAA (0-1)
2003-04	Saint Joseph's	.30- 2	16- 0	1stE	NCAA (3-1)
2004-05	Saint Joseph's	.24- 12	14- 2	1stE	NIT (5-1)
2005-06	Saint Joseph's	.19- 14	9- 7	t5th	NIT (1-1)
2006-07	Saint Joseph's	.18- 14	9- 7	6th	
<b>Career Total</b>		<b>.240-139</b>	<b>(.633)</b>		

### COACHING STAFF

**Mark Bass** (Saint Joseph's/1996), 9th year  
**Doug Overton** (La Salle/1991), 2nd year  
**David Duda** (Spring Garden/1988), 2nd year

### ALL-TIME SJU COACHING RECORDS

Name	Years	Overall	Pct.	A-10	Pct.
John Dever	1910	(1) 10- 6	.625		
Edward Bennis	1911	(1) 6- 6	.500		
John Donahue	1912-19	(8) 78- 52	.600		
John Lavin	1920-26	(7) 50- 62	.446		
Tom Temple	1927-28	(2) 12- 22	.353		
Bill Ferguson	1929-53	(25) 309-208	.598		
John McMenamin	1954-55	(2) 26- 23	.531		
Jack Ramsay	1956-66	(11) 234- 72	.765		
Jack McKinney	1967-74	(8) 144- 77	.652		
Harry Booth	1975-78	(4) 44- 61	.419		
Jim Lynam	1979-81	(3) 65- 28	.699		
Jim Boyle	1982-90	(9) 151-114	.570	77-63	.550
John Griffin	1991-95	(5) 75- 69	.521	35-45	.438
Phil Martelli	1996-	(12) 240-139	.633	120-69	.635



## SAINT JOSEPH'S YEAR-BY-YEAR

Year	Overall	A-10	Coach
1909-10	10- 6		John Dever
1910-11	6- 6		Edward Bennis
1911-12	6-22		John Donahue
1912-13	11- 5		John Donahue
1913-14	10- 5		John Donahue
1914-15	14- 1		John Donahue
1915-16	11- 9		John Donahue
1916-17	18- 5		John Donahue
1917-18	5- 2		John Donahue
1918-19	3- 3		John Donahue
1919-20	9- 6		John Lavin
1920-21	4-10		John Lavin
1921-22	8- 9		John Lavin
1922-23	7- 8		John Lavin
1923-24	9- 9		John Lavin
1924-25	9- 9		John Lavin
1925-26	4-11		John Lavin
1926-27	6-11		Tom Temple
1927-28	6-11		Tom Temple
1928-29	8-10		Bill Ferguson
1929-30	12- 9		Bill Ferguson
1930-31	16- 5		Bill Ferguson
1931-32	8-10		Bill Ferguson
1932-33	7- 9		Bill Ferguson
1933-34	6-11		Bill Ferguson
1934-35	12- 3		Bill Ferguson
1935-36	14- 5		Bill Ferguson
1936-37	15- 4		Bill Ferguson
1937-38	13- 5		Bill Ferguson
1938-39	9-12		Bill Ferguson
1939-40	10- 5		Bill Ferguson
1940-41	12- 6		Bill Ferguson
1941-42	12- 6		Bill Ferguson
1942-43	18- 4		Bill Ferguson
1943-44	18- 7		Bill Ferguson
1944-45	12-11		Bill Ferguson
1945-46	9-11		Bill Ferguson
1946-47	16- 6		Bill Ferguson
1947-48	13-11		Bill Ferguson
1948-49	12-11		Bill Ferguson
1949-50	10-15		Bill Ferguson
1950-51	13-14		Bill Ferguson
1951-52	20- 7		Bill Ferguson
1952-53	14-11		Bill Ferguson
1953-54	14- 9		Jack McMenemy
1954-55	12-14		Jack McMenemy
1955-56	23- 6		Jack Ramsay
1956-57	17- 7		Jack Ramsay
1957-58	18- 9		Jack Ramsay
1958-59	22- 5		Jack Ramsay
1959-60	20- 7		Jack Ramsay
1960-61	25- 5		Jack Ramsay
1961-62	18-10		Jack Ramsay
1962-63	23- 5		Jack Ramsay
1963-64	18-10		Jack Ramsay
1964-65	26- 3		Jack Ramsay
1965-66	24- 5		Jack Ramsay
1966-67	16-10		Jack McKinney
1967-68	17- 9		Jack McKinney
1968-69	17-11		Jack McKinney
1969-70	15-12		Jack McKinney
1970-71	19- 9		Jack McKinney
1971-72	19- 9		Jack McKinney
1972-73	22- 6		Jack McKinney
1973-74	19-11		Jack McKinney
1974-75	8-17		Harry Booth
1975-76	10-16		Harry Booth
1976-77	13-13		Harry Booth
1977-78	13-15		Harry Booth
1978-79	19-11		Jim Lynam
1979-80	21- 9		Jim Lynam
1980-81	25- 8		Jim Lynam
1981-82	25- 5		Jim Boyle

## ALUMNI MEMORIAL FIELDHOUSE

Location: 54th Street and City Avenue in Philadelphia, Pa.

Capacity: 3,200

Saint Joseph's Record at Arena: 312-77

Opened: November 26, 1949

Ticket Information: (610) 660-1712



1982-83	15-13	8- 6	Jim Boyle
1983-84	20- 9	13- 5	Jim Boyle
1984-85	19-12	13- 5	Jim Boyle
1985-86	26- 6	16- 2	Jim Boyle
1986-87	16-13	9- 9	Jim Boyle
1987-88	15-14	9- 9	Jim Boyle
1988-89	8-21	4-14	Jim Boyle
1989-90	7-21	5-13	Jim Boyle
1990-91	13-17	7-11	John Griffin
1991-92	13-15	6-10	John Griffin
1992-93	18-11	8- 6	John Griffin
1993-94	14-14	5-11	John Griffin
1994-95	17-12	9- 7	John Griffin
1995-96	19-13	9- 7	Phil Martelli
1996-97	26- 7	13- 3	Phil Martelli
1997-98	11-17	3-13	Phil Martelli
1998-99	12-18	5-11	Phil Martelli
1999-00	13-16	7- 9	Phil Martelli
2000-01	26- 7	14- 2	Phil Martelli
2001-02	19-12	12- 4	Phil Martelli
2002-03	23- 7	12- 4	Phil Martelli
2003-04	30- 2	16- 0	Phil Martelli
2004-05	24-12	14- 2	Phil Martelli
2005-06	19-14	9- 7	Phil Martelli
2006-07	18-14	9- 7	Phil Martelli

## HAWKS POSTSEASON

1955-56	NIT (3rd)
1957-58	NIT (2nd round)
1958-59	NCAA (Regional Semifinal)
1959-60	NCAA (Regional Semifinal)
1960-61	NCAA (Final Four - 3rd)
1961-62	NCAA (Regional Semifinal)
1962-63	NCAA (Regional Final)
1963-64	NIT (2nd round)
1964-65	NCAA (Regional Semifinal)
1965-66	NCAA (Regional Semifinal)
1968-69	NCAA
1970-71	NCAA
1971-72	NIT
1972-73	NCAA
1973-74	NCAA
1978-79	NIT
1979-80	NIT
1980-81	NCAA (Regional Final)
1981-82	NCAA
1983-84	NIT



ROB FERGUSON

1984-85	NIT (2nd round)
1985-86	NCAA (2nd round)
1992-93	NIT
1994-95	NIT
1995-96	NIT (2nd)
1996-97	NCAA (Regional Semifinal)
2000-01	NCAA (2nd round)
2001-02	NIT (1st Round)
2002-03	NCAA
2003-04	NCAA (Regional Final)
2004-05	NIT (2nd)
2005-06	NIT (2nd round)



# SAINT LOUIS

## BILLIKENS ROSTER

### RETURNING PLAYERS

	Cl.	Pos.	Ht.	Wt.	Hometown/Previous School	2006-07 Stats		
						PPG	RPG	APG
1 Danny Brown	Sr.	G	6-4	200	Houston, Texas/Air Force Prep	4.8	2.1	1.3
44 Bryce Husak	Sr.	C	7-0	260	Mt. Vernon, Iowa/Mt. Vernon	2.1	2.0	0.2
11 Mike Jones	So.	G	5-9	160	St. Louis, Mo./Trinity Catholic	0.3	0.0	0.0
42 Adam Knollmeyer	So.	F	6-8	235	Linn, Mo./Linn	0.5	0.8	0.1
25 Tommie Liddell*	Jr.	G	6-5	200	East St. Louis, Ill./East St. Louis (Hargrave (Va.) Military Academy)	15.4	6.8	2.6
21 Kevin Lisch*	Jr.	G	6-2	180	Belleville, Ill./Althoff	14.9	3.6	3.4
4 Dustin Maguire	So.	G	6-5	205	Edwardsville, Ill./Edwardsville	0.9	0.3	0.1
32 Luke Meyer*	Sr.	F/G	6-5	200	New Haven, Mo./St. Francis Borgia	9.5	5.1	1.6
00 Dwayne Polk*	Sr.	G	5-9	165	St. Louis, Mo./Vashon	5.0	2.5	2.3

### NEWCOMERS

15 Barry Eberhardt	Jr.	F	6-7	250	Inkster, Mich./Westland John Glenn (Coffeyville (Kan.) CC)	17.4	6.2	
10 Paul Eckerle	Fr.	G	6-1	175	Washington, Mo./Saint Francis Borgia	24.7	2.4	2.3
2 Anthony Mitchell	Fr.	F	6-4	205	East St. Louis, Mo./East St. Louis	14.5	11.1	
23 Marcus Relphorde	Fr.	F	6-7	220	Chicago, Ill./American Christian School (Pa.)	13.0	6.0	3.5

\*indicates starter

## OUTLOOK

With the hiring of new head coach Rick Majerus, the 2007-08 Saint Louis basketball season will be one of the most highly-anticipated campaigns in recent history.

Majerus brings a proven track record as one of the top basketball coaches in the country and having amassed a career record of 422-147. He has taken 11 teams to the NCAA Tournament and coached in four Sweet 16s, two Elite Eights and the 1998 national championship game. In 17 full seasons, Majerus has never suffered a losing mark and has recorded at least 20 wins 13 times and 30 victories on two occasions.

Majerus inherits a team coming off its first 20-win season in nearly a decade and returns the talented junior guard tandem of Tommie Liddell III and Kevin Lisch. In addition, starters Luke Meyer and Dwayne Polk are also back for their senior campaigns. In all, nine letterwinners return from a squad that advanced to the semifinals of the 2007 Atlantic 10 Championship.

The 6-5 Liddell figures to be the focal point of the team after earning second-team All-Conference honors a year ago. He led the team and ranked 11th in the A-10 in scoring (15.4 ppg.) and was second on the team and 13th in the league in rebounding (6.8 rpg.). The smooth lefty shot 47.4 percent (183-of-386) from the field, good for sixth in the Conference, and a sparkling 45.4 percent (49-of-108) from three-point range after making just two three-pointers in 2005-06.

Another linchpin for the team will be Lisch, an honorable mention All-Conference selection and a member of the All-Defensive Team. He ranked second on the team and 14th in the A-10 in scoring (14.9 ppg.) and was eighth in the league in assists (3.47 apg.). In addition, the Belleville, Ill., native was eighth in the A-10 in three-point shooting (.409, 67-of-164) and tenth in three-pointers per game (2.09).

The 6-5 Meyer averaged 9.5 points and 5.1 rebounds last season while demonstrating great versatility and toughness. A 5-9 guard, Polk has 75 career starts and averaged five points per game last season while dishing out 78 assists, good for second on the team. SLU will look to 7-0 senior center Bryce Husak to replace some of the production in the paint. Husak showed promise last season and will bring an imposing physical presence in the middle. He averaged 10.2 minutes per game and recorded 14 blocks.


The Billikens welcome a talented four-member rookie class into the mix and they could all make an immediate impact. Local products Anthony Mitchell, a 6-4 freshman small forward from East St. Louis, Ill., averaged 14.5 points and 11.1 rebounds, while 6-1 freshman guard Paul Eckerle poured in 24.7 ppg. on 44.2 percent shooting from three-point range. Freshman Marcus Relphorde, a 6-7 swingman, averaged 13 points, six rebounds and 3.5 assists last season at American Christian (Pa.). Junior Barry Eberhardt is a bruising 6-7 forward who averaged 17.4 points and 6.2 boards while shooting 55.9 percent from the field at Coffeyville (Kan.) Community College.

## 2007-08 SCHEDULE

N. 9	vs. North Carolina A&T (1)	9:30
10	vs. Houston Baptist (1)	6:30
11	at Pittsburgh (1)	6:00
14	Detroit	8:00
17	Furman	8:00
21	at Missouri State	TBA
24	Pacific	8:00
28	at Kent State	TBA
D. 1	Long Beach State	2:00
4	at Boston College	7:00
8	Sam Houston State	8:00
15	Southern Illinois	7:30
19	Loyola-Chicago	8:00
29	I.U.P.U.I.	8:00
J. 10	at GEORGE WASHINGTON	8:00
12	DAYTON	8:00
17	RHODE ISLAND	8:00
20	TEMPLE	TBA
26	at LA SALLE	2:00
30	at DAYTON	TBA
F. 2	MASSACHUSETTS	TBA
7	XAVIER	9:00
10	at RICHMOND	2:00
13	GEORGE WASHINGTON	8:00
17	at MASSACHUSETTS	2:00
20	FORDHAM	8:00
23	at CHARLOTTE	TBA
28	at SAINT JOSEPH'S	7:00
M. 1	ST. BONAVENTURE	2:00
8	at DUQUESNE	7:00
12-15	Atlantic 10 Championship (Boardwalk Hall, Atlantic City, N.J.)	

(1) Hispanic College Fund Challenge (Pittsburgh, Pa.)

Atlantic 10 games in CAPS, All times Eastern, Schedule subject to change



KEVIN LISCH

## 2006-07 RESULTS

Overall: 20-13; A-10: 8-8 (tie 7th)

N. 11	Quincy	W	79-55
17	Louisiana Tech (1)	W	87-65
18	Lamar (1)	W	82-69
19	at Texas A&M (1) (#12/#12)	L	69-33
25	Houston	W	81-78
29	at Loyola-Chicago	W	67-64
D. 2	at Southern Illinois	L	65-56
9	Western Illinois	W	71-61
12	at Pacific	W	67-60
16	Tennessee-Martin	W	77-53
18	Missouri State	W	51-50
22	North Carolina (#2/#2)	L	69-48
30	Mississippi	W	59-56
J. 3	at ST. BONAVENTURE	L	74-69
6	DUQUESNE	L	73-63
10	RHODE ISLAND	W	62-58
13	XAVIER	W	76-65
17	at TEMPLE	L	85-79
20	at FORDHAM	L	77-68
25	CHARLOTTE	W	76-63
29	at Houston	L	59-58
F. 1	at SAINT JOSEPH'S	W	73-62
3	GEORGE WASHINGTON	W	63-53
7	at XAVIER	L	76-57
14	at RHODE ISLAND	L	83-67
17	LA SALLE	W	59-55
21	DAYTON	W	66-56
24	at MASSACHUSETTS	L	53-50
28	RICHMOND	W	78-68
M. 3	at DAYTON (20T)	L	65-64
7	vs. DUQUESNE (A-10)	W	78-77
8	vs. UMass (A-10) (OT)	W	74-71
9	vs. G. Washington (A-10)	L	60-40

(1) *Shelby Metcalf Classic*  
(College Station, Texas)

## SAINT LOUIS QUICK FACTS

### GENERAL INFORMATION

**Location:** St. Louis, Mo. 63103  
**Enrollment:** 12,034  
**Founded:** 1818  
**President:** Lawrence Biondi, S.J.  
**Athletic Director:** TBA  
**Phone:** 314-977-3177  
**Web Site:** www.slu.edu  
**Athletic Web Site:** www.slubillikens.com  
**Nickname:** Billikens  
**Colors:** Blue (PMS 287) and White  
**Home Court/Capacity:** Scottrade Center/20,000

### BASKETBALL INFORMATION

**Head Coach:** Rick Majerus (Marquette/1970)  
**Record at Saint Louis:** First season  
**Overall Record:** 422-147 (20 years)  
**Assistants:** Paul Biancardi, Porter Moser, Angres Thorpe  
**Basketball Office Phone:** 314-977-3170  
**2006-07 Record:** 20-13/8-8 (Tie 7th)  
**All-Time Conference Record:** 18-14

### MEDIA INFORMATION

**Contact:** Chuck Yahng  
**Office Phone:** 314-977-2524  
**Fax Phone:** 314-977-7193  
**E-Mail:** yahngc@slu.edu



**LAWRENCE BIONDI, S.J.**  
PRESIDENT



**CHUCK YAHNG**  
SPORTS INFORMATION DIRECTOR


## 2006-07 FINAL STATISTICS

### OVERALL

Player	GP-GS	Min	FG-FGA	Pct	3-PTS			REBOUNDS				PF	FO	Ast	TO	Blk	Stl	Pts	Avg	
					3FG-FGA	Pct	FT-FTA	Pct	Off	Def	Tot									Avg
Tommie Liddell	.33-31	35.8	183-386	.474	49-108	.454	92-120	.767	52	173	225	6.8	63	0	87	99	19	27	507	15.4
Kevin Lisch	.32-32	33.8	140-327	.428	67-164	.409	130-158	.823	14	100	114	3.6	68	1	111	59	12	32	477	14.9
Ian Vouyoukas	.33-32	28.5	154-298	.517	5-23	.217	96-160	.600	66	178	244	7.4	101	1	49	81	57	9	409	12.4
Luke Meyer	.33-32	31.8	124-253	.490	10-35	.286	54-64	.844	47	120	167	5.1	86	1	56	45	10	33	312	9.5
Dwayne Polk	.33-32	29.2	55-145	.379	24-77	.312	31-43	.721	3	80	83	2.5	74	2	78	48	7	23	165	5.0
Danny Brown	.33-2	20.2	58-150	.387	29-88	.330	14-20	.700	8	62	70	2.1	57	0	45	49	9	15	159	4.8
Bryce Husak	.22-2	10.2	22-47	.468	2-5	.400	0-6	.000	18	27	45	2.0	26	0	6	10	14	3	46	2.1
Justin Johnson	.29-2	11.3	26-59	.441	0-0	.000	6-9	.667	16	49	65	2.2	48	2	9	21	9	3	58	2.0
Obi Ikeakor	.5-0	5.8	2-4	.500	2-4	.500	1-5	.200	2	2	4	0.8	7	0	0	1	0	1	7	1.4
Horace Dixon	.3-0	2.7	1-1	1.000	0-0	.000	0-0	.000	0	2	2	0.7	0	0	0	3	0	0	2	0.7
Dustin Maguire	.15-0	4.6	4-17	.235	1-8	.125	4-4	1.000	1	4	5	0.3	6	0	2	0	0	2	13	0.9
Jeff Coffey	.10-0	2.5	2-3	.667	0-1	.000	4-6	.667	0	0	0	0.0	3	0	1	1	0	1	8	0.8
Adam Knollmeyer	.21-0	4.0	3-4	.750	0-0	.000	4-6	.667	6	11	17	0.8	14	0	3	11	4	1	10	0.5
Mike Jones	.6-0	1.2	1-3	.333	0-1	.000	0-0	.000	0	0	0	0.0	2	0	0	0	0	0	2	0.3
Wendell Bennett	.10-0	1.7	1-2	.500	0-1	.000	1-2	.500	1	5	6	0.6	3	0	1	3	1	2	3	0.3
Team									40	54	94	3.0	0			6				
<b>Total</b>	.33		776-1699	.457	189-515	.367	437-603	.725	274	867	1141	34.6	558	7	448	437	142	152	2178	66.0
<b>Opponents</b>	.33		771-1905	.405	236-686	.344	369-539	.685	351	740	1091	33.1	604	-	438	346	89	196	2147	65.1

### ATLANTIC 10

Tommie Liddell	.16-14	36.1	100-200	.500	34-68	.500	43-51	.843	20	73	93	5.8	28	0	44	38	3	9	277	17.3
Kevin Lisch	.15-15	34.0	68-154	.442	37-80	.463	58-70	.829	7	57	64	4.3	31	1	58	32	5	18	231	15.4
Ian Vouyoukas	.16-15	28.0	76-142	.535	4-14	.286	44-68	.647	26	57	83	5.2	48	1	22	33	20	3	200	12.5
Luke Meyer	.16-16	34.2	59-127	.465	8-25	.320	26-30	.867	28	54	82	5.1	41	0	27	23	5	12	152	9.5
Dwayne Polk	.16-16	29.5	24-63	.381	11-31	.355	12-19	.632	1	38	39	2.4	37	2	37	19	1	10	71	4.4
Danny Brown	.16-2	20.2	23-57	.404	12-33	.364	9-11	.818	4	34	38	2.4	34	0	28	21	2	9	67	4.2
Justin Johnson	.16-1	9.8	17-33	.515	0-0	.000	3-4	.750	10	15	25	1.6	25	1	1	10	2	0	37	2.3
Bryce Husak	.11-1	11.0	8-18	.444	0-0	.000	0-0	.000	9	13	22	2.0	9	0	2	6	9	1	16	1.5
Jeff Coffey	.5-0	2.8	1-1	1.000	0-0	.000	4-6	.667	0	0	0	0.0	3	0	0	0	0	1	6	1.2
Dustin Maguire	.9-0	4.7	2-13	.154	1-7	.143	3-3	1.000	1	4	5	0.6	4	0	1	0	0	2	8	0.9
Mike Jones	.4-0	0.8	1-1	1.000	0-0	.000	0-0	.000	0	0	0	0.0	0	0	0	0	0	0	2	0.5
Wendell Bennett	.4-0	0.8	0-1	.000	0-1	.000	1-2	.500	0	3	3	0.8	0	0	0	1	0	1	0	0.3
Adam Knollmeyer	.9-0	3.2	1-1	1.000	0-0	.000	0-0	.000	1	4	5	0.6	3	0	1	1	0	1	2	0.2
Team									23	25	48	3.2	0			3				
<b>Total</b>	.16		380-811	.469	107-259	.413	203-264	.769	130	377	507	31.7	263	5	221	186	48	66	1070	66.9
<b>Opponents</b>	.16		378-882	.429	120-341	.352	190-261	.728	161	337	498	31.1	283	-	216	151	32	82	1066	66.6



## HEAD COACH

# RICK MAJERUS



### PERSONAL

**Birthdate:** February 17, 1948  
**Hometown:** Sheboygan, Wis.  
**Alma Mater:** Marquette University (1970)

### PLAYING CAREER

**1966 Marquette University High School**

### COACHING CAREER

**1970-72 Freshman Coach, Marquette University**  
**1972-83 Assistant Coach, Marquette University**  
**1984-86 Head Coach, Marquette University**  
 National Invitation Tournament (1984, 1985, 1986)  
**1987 Assistant Coach, Milwaukee Bucks**  
**1988-89 Head Coach, Ball State University**  
 NCAA Tournament (1989)  
**1989-04 Head Coach, University of Utah**  
 NCAA Tournament (1991 – Sweet 16, 1993, 1995, 1996 – Sweet 16, 1997 – Final Eight, 1998 – National Runner-up, 1999, 2000, 2002, 2003)  
 National Invitation Tournament (1992)  
 Mid-American Conference Tournament Championship (1989)  
 Western Athletic Conference Tournament Championship (1995, 1997, 1999)  
 Western Athletic Conference Coach of the Year (1991, 1993, 1995, 1997, 1999)  
 Utah Sports Person of the Year (1991, 1997)  
 Utah Basketball Hall of Fame (2000)  
 Wisconsin Basketball Hall of Fame (2001)  
 UPI National Coach of the Year (1991)  
*Basketball Times* National Coach of the Year (1991)  
 John Wooden National Coach of the Year Award (1998)

### COACHING STAFF

**Paul Biancardi** (Salem State/1985), 1st year  
**Porter Moser** (Creighton/1990), 1st year  
**Angres Thorpe** (St. Leo/1990), 6th year

### YEAR-BY-YEAR COLLEGE RECORD

Year	School	Record	A-10	Finish	Postseason
1983-84	Marquette	.17-13			NIT (1-1)
1984-85	Marquette	.20-11			NIT (2-1)
1985-86	Marquette	.19-11			NIT (1-1)
1987-88	Ball State	.14-14			
1988-89	Ball State	.29- 3			NCAA (1-1)
1989-90	Utah	.4- 2*			
1990-91	Utah	.30- 4			NCAA (2-1)
1991-92	Utah	.24-11			NIT (4-1)
1992-93	Utah	.24- 7			NCAA (1-1)
1993-94	Utah	.14-14			
1994-95	Utah	.28 -6			NCAA (1-1)
1995-96	Utah	.27- 7			NCAA (2-1)
1996-97	Utah	.29- 4			NCAA (3-1)
1997-98	Utah	.30- 4			NCAA (5-1)
1998-99	Utah	.28- 5			NCAA (1-1)
1999-00	Utah	.23- 9			NCAA (1-1)
2000-01	Utah	.1- 0**			
2001-02	Utah	.21- 9			NCAA (0-1)
2002-03	Utah	.25- 8			NCAA (1-1)
2003-04	Utah	.15- 5***			
<b>Marquette Total</b>		<b>.56- 35</b>	<b>(.615)</b>		
<b>Ball State Total</b>		<b>.43- 17</b>	<b>(.717)</b>		
<b>Utah Total</b>		<b>.323- 95</b>	<b>(.773)</b>		
<b>Career Total</b>		<b>.422-147</b>	<b>(.742)</b>		

\* Coached first six games before undergoing heart surgery

\*\* Coached first game before taking a personal leave of absence


\*\*\* Coached first 20 games before retiring due to health concerns

### ALL-TIME SAINT LOUIS COACHING RECORDS

Name	Years	Overall	Pct.	A-10	Pct.
George Koegan	1916 (1)	13- 6	.688		
Armin Fischer	1917-21 (5)	22- 33	.400		
Steve O'Rourke	1922 (1)	4- 9	.308		
Dan Savage	1923-26 (4)	36- 13	.735		
Squint Hunter	1927 (1)	0- 14	.000		
Harry Reget	1928 (1)	11- 12	.478		
Mike Nyikos	1929-36 (8)	95- 53	.641		
Ed Davidson	1937-38 (2)	15- 35	.300		
Jack Sterret	1939-40 (2)	9- 30	.321		
Bob Klenck	1941-43 (3)	23- 35	.396		
Dukes Duford	1945 (1)	11- 3	.786		
John Flanigan	1946-47 (2)	31- 22	.585		
Eddie Hickey	1948-58 (11)	211- 89	.703		
John Benington	1959-65 (7)	118- 72	.621		
Buddy Brehmer	1966-69 (4)	50- 54	.481		
Bob Polk	1970-74 (5)	72- 60	.545		
Randy Albrecht	1975-77 (3)	32- 47	.405		
Ron Coleman	1978 (1)	7- 20	.259		
Ron Ekker	1979-82 (4)	37- 71	.342		
Rich Grawer	1983-92 (10)	159-149	.516		
Charlie Spoonhour	1993-99 (7)	122- 90	.575		
Lorenzo Romar	2000-02 (3)	51- 44	.537		
Brad Soderberg	2003-07 (5)	80- 74	.519	18-14	.563

## SAINT LOUIS YEAR-BY-YEAR

Year	Overall	A-10	Coach
1915-16	13- 6		George Koegan
1916-17	5- 6		Armin Fischer
1917-18	3-12		Armin Fischer
1918-19	4- 8		Armin Fischer
1919-20	2-11		Armin Fischer
1920-21	12- 6		Armin Fischer
1921-22	4- 9		Steve O'Rourke
1922-23	5- 5		Dan Savage
1923-24	8- 2		Dan Savage
1924-25	14- 2		Dan Savage
1925-26	9- 4		Dan Savage
1926-27	0-14		Squint Hunter
1927-28	11-12		Harry Reget
1928-29	14- 4		Mike Nyikos
1929-30	14- 6		Mike Nyikos
1930-31	13- 6		Mike Nyikos
1931-32	13- 6		Mike Nyikos
1932-33	9- 9		Mike Nyikos
1933-34	10- 8		Mike Nyikos
1934-35	11- 5		Mike Nyikos
1935-36	9-11		Mike Nyikos
1936-37	6-15		Ed Davidson
1937-38	8-21		Ed Davidson
1938-39	5-16		Jack Sterret
1939-40	4-14		Jack Sterret
1940-41	3-14		Bob Klencek
1941-42	8-12		Bob Klencek
1942-43	11-10		Bob Klencek
1943-44	<i>No schedule due to World War II</i>		
1944-45	10- 4		Dukes Duford
1945-46	13-11		John Flanigan
1946-47	18-11		John Flanigan
1947-48	24- 3		Eddie Hickey



LUKE MEYER

## SCOTTRADE CENTER

Location: 14th Street and Clark Avenue in St. Louis, Mo.

Capacity: 20,000

Saint Louis Record at Arena: 145-56

Opened: October 8, 1994

Ticket Information: (314) 977-4SLU



1948-49	22- 4	Eddie Hickey	1992-93	12-17	Charlie Spoonhour	
1949-50	18- 8	Eddie Hickey	1993-94	23- 6	Charlie Spoonhour	
1950-51	22- 8	Eddie Hickey	1994-95	23- 8	Charlie Spoonhour	
1951-52	22- 9	Eddie Hickey	1995-96	16-14	Charlie Spoonhour	
1952-53	17-10	Eddie Hickey	1996-97	11-18	Charlie Spoonhour	
1953-54	15-12	Eddie Hickey	1997-98	22-11	Charlie Spoonhour	
1954-55	20- 8	Eddie Hickey	1998-99	15-16	Charlie Spoonhour	
1955-56	18- 7	Eddie Hickey	1999-00	19-14	Lorenzo Romar	
1956-57	19- 9	Eddie Hickey	2000-01	17-14	Lorenzo Romar	
1957-58	16-10	Eddie Hickey	2001-02	17-14	Lorenzo Romar	
1958-59	20- 6	John Benington	2002-03	16-14	Brad Soderberg	
1959-60	19- 9	John Benington	2003-04	19-13	Brad Soderberg	
1960-61	21- 9	John Benington	2004-05	9-21	Brad Soderberg	
1961-62	11-15	John Benington	2005-06	16-13	10-6	Brad Soderberg
1962-63	16-12	John Benington	2006-07	20-13	8-8	Brad Soderberg
1963-64	13-12	John Benington				
1964-65	18- 9	John Benington				
1965-66	16-10	Buddy Brehmer				
1966-67	13-13	Buddy Brehmer				
1967-68	15-11	Buddy Brehmer				
1968-69	6-20	Buddy Brehmer				
1969-70	9-17	Bob Polk				
1970-71	17-12	Bob Polk				
1971-72	18- 8	Bob Polk				
1972-73	19- 7	Bob Polk				
1973-74	9-16	Bob Polk				
1974-75	12-14	Randy Albrecht				
1975-76	13-14	Randy Albrecht				
1976-77	7-19	Randy Albrecht				
1977-78	7-20	Ron Coleman				
1978-79	10-17	Ron Ekker				
1979-80	12-15	Ron Ekker				
1980-81	9-18	Ron Ekker				
1981-82	6-21	Ron Ekker				
1982-83	5-23	Rich Grawer				
1983-84	12-16	Rich Grawer				
1984-85	13-15	Rich Grawer				
1985-86	18-12	Rich Grawer				
1986-87	25-10	Rich Grawer				
1987-88	14-14	Rich Grawer				
1988-89	27-10	Rich Grawer				
1989-90	21-12	Rich Grawer				
1990-91	19-14	Rich Grawer				
1991-92	5-23	Rich Grawer				

## BILLIKENS POSTSEASON

1948	NIT (Champion)
1949	NIT
1951	NIT (2nd round)
1952	NCAA (2nd round)/NIT
1953	NIT
1955	NIT (2nd round)
1956	NIT
1957	NCAA
1959	NIT
1960	NIT
1961	NIT (2nd)
1963	NIT (2nd round)
1965	NIT
1987	NIT (2nd round)
1989	NIT (2nd)
1990	NIT (2nd)
1994	NCAA
1995	NCAA (2nd round)
1996	NIT
1998	NCAA (2nd round)
2000	NCAA
2003	NIT
2004	NIT (2nd round)





# TEMPLE

## OWLS ROSTER

### RETURNING PLAYERS

	Cl.	Pos.	Ht.	Wt.	Hometown/Previous School	2006-07 Stats		
						PPG	RPG	APG
2 Ryan Brooks	So.	G	6-4	200	Narberth, Pa./Lower Merion	3.1	1.0	0.3
22 Dionte Christmas*	Jr.	G	6-5	190	Philadelphia, Pa./ Philadelphia Lutheran Christian Academy	20.0	4.2	2.0
11 Chris Clark	Sr.	G	5-8	165	Narberth, Pa./St. Joseph's Prep	2.6	1.1	2.5
10 Luis Guzman	So.	G	6-3	180	Bronx, N.Y./Paramus (N.J.) Catholic	0.7	0.7	0.7
15 Semaj Inge*	Jr.	G	6-4	180	Camden, N.J./Woodrow Wilson	4.5	2.1	2.4
44 Anthony Ivory	Jr.	C	6-10	350	Washington, D.C./Marriott Charter School	1.6	0.6	0.0
43 Orlando Miller	Sr.	F	6-6	190	Lanham, Md./High Point	0.3	0.5	0.0
14 Sergio Olmos	Jr.	C	7-0	220	Valencia, Spain/Vicente Blasco Ibanez	2.8	2.4	0.2
0 Brian Shanahan	Jr.	G	6-0	175	Haddon Heights, N.J./Episcopal Academy	0.4	0.4	0.0
13 Mark Tyndale*	Sr.	G	6-5	210	Philadelphia, Pa./Simon Gratz	19.4	6.7	2.8

### NEWCOMERS

24 Lavoy Allen	Fr.	F	6-9	225	Morrisville, Pa./Pennsbury	13.0	9.6	3.2
50 Micheal Eric	Fr.	F	6-10	220	Lagos, Nigeria/Church Farm (Pa.) School	19.0	14.0	4.0 (b)
3 Martavis Kee	Fr.	G	6-2	180	Fort Lauderdale, Fla./St. Thomas Aquinas	19.0	5.0	8.7
30 Craig Williams	Fr.	F	6-8	230	St. Croix, Virgin Islands/Central (Pa.)	25.0	10.0	

\*Indicates starter

## OUTLOOK

Changing from one system to another is difficult in any sport. When that system has been in place for nearly a quarter of a century, as was the case with Temple men's basketball, it is a very slow process.

Fran Dunphy, who led to Pennsylvania nine NCAA Tournaments in 17 years prior to his arrival at Temple, had the unenviable task of taking over the reins from Hall of Fame coach John Chaney. The new Owl mentor, who amassed 310 wins at Pennsylvania, brought with him a traditional man-to-man defensive scheme, forgoing Chaney's match-up zone, and an up-tempo offensive system that replaced a methodical, ball-control style of play.

The Owls thrived under the new offense, averaging 75 points per game, the most by a Temple team since Chaney's first Elite Eight team scored at a 76.8 ppg. clip in 1987-88. The squad also set a school-record for points in consecutive games (207, 103.5 ppg.) and three-game total (296, 98.7 ppg.).

Temple's backcourt prospered under the new offense. Junior Dionte Christmas (20.0 ppg.) and senior Mark Tyndale (19.4 ppg.) became the first teammates in Atlantic 10 history to finish the year ranked first and second in the league in scoring. Tyndale, an honorable mention All-Conference selection, improved his field goal percentage from 39.3 percent as a sophomore in 2005-06 to 53.9 percent last season, good for fourth in the Conference. In addition, he was one of one of only two players in the league to rank among the top 20 in scoring, rebounding (6.7 rpg.) and assists (2.83 apg.). Christmas, a second-team All-Atlantic 10 honoree, was named the league's Most Improved Player as he increased his scoring average by 16.5 points.

Defensively, the Owls allowed 74.1 points per game, the first time a Temple team allowed an average of more than 70 points for a season since 1982-83.

This season, the Owls will miss forward Dian Dacons' (6.9 rpg.) leadership and work ethic but will increase their size with incoming freshmen forwards Lavoy Allen (13.0 ppg.) and Micheal Eric (19.0 ppg.) and developing 7-0 junior center Sergio Olmos (2.8 ppg., 2.4 rpg.).

The Owls welcome back junior guard Semaj Inge (4.5 ppg.) and senior Chris Clark, who dished out a team-high 75 assists and committed just 25 turnovers while averaging 17.5 minutes per game. Sophomore Ryan Brooks (3.1 ppg.), who scored a career-high 15 points versus Saint Joseph's in the opening round of the A-10 Championship, also returns to provide depth on the perimeter.

Two other newcomers, 6-2 guard Martavis Kee (19.0 ppg.) and 6-8 forward Craig Williams (25.0 ppg.), also join the squad. Kee will challenge for time at point guard while Williams is a developing frontcourt player.


The Owls will once again play a demanding schedule which features the always tough Atlantic 10 Conference, four games against Mid-America Conference teams and non-conference home dates with Villanova and Duke and road games against defending NCAA Champion Florida and Drexel.

## 2007-08 SCHEDULE

N. 9	at Tennessee	7:30
15	vs. Providence (1)	2:30
16	vs. Arkansas/College of Charleston (1)	5:30/8:00
18	vs. TBA (1)	TBA
24	at Bowling Green	2:00
26	at Akron	7:00
29	Ohio	7:00
D. 6	Towson	7:00
9	Villanova	7:00
15	at Drexel	TBA
22	Eastern Michigan	1:00
29	vs. Florida (2)	TBA
J. 9	Duke	7:00
12	at CHARLOTTE	TBA
16	XAVIER	7:00
20	at SAINT LOUIS	TBA
23	Pennsylvania	7:00
26	SAINT JOSEPH'S	6:00
31	at FORDHAM	8:00
F. 3	GEORGE WASHINGTON	2:00
6	at RICHMOND	7:00
10	MASSACHUSETTS	2:00
13	RHODE ISLAND	7:00
16	at DAYTON	TBA
20	at ST. BONAVENTURE	7:00
23	FORDHAM	3:00
27	CHARLOTTE	7:00
M. 2	at SAINT JOSEPH'S (3)	TBA
5	DUQUESNE	TBA
8	at LA SALLE	TBA
12-15	Atlantic 10 Championship (Boardwalk Hall, Atlantic City, N.J.)	

(1) O'Reilly Auto Parts Puerto Rico Tip-Off  
(2) BankAtlantic Center (Sunrise, Fla.)  
(3) The Palestra (Philadelphia, Pa.)

Atlantic 10 games in CAPS, All times Eastern, Schedule subject to change



DIONTE CHRISTMAS

## 2006-07 RESULTS

Overall: 12-18; A-10: 6-10 (tie 10th)

N. 21	at Kent State	L	63-54
27	Buffalo	L	64-62
29	Rutgers	W	77-54
D. 2	Long Beach State	W	74-49
5	Western Michigan	W	76-71
9	Cincinnati (1)	L	80-71
16	at Towson	W	75-70
19	at Ball State	W	75-70
22	Drexel	L	69-54
28	Lafayette	W	96-73
30	at Villanova	L	83-65
J. 2	at Duke (#5/#5)	L	73-55
6	at XAVIER	L	76-68
10	SAINT JOSEPH'S	L	80-67
13	at MASSACHUSETTS	L	88-77
17	SAINT LOUIS	W	85-79
20	RHODE ISLAND	L	85-77
24	at Pennsylvania	L	76-74
27	at DUQUESNE	L	96-92
31	at RICHMOND	W	80-59
F. 4	LA SALLE	W	89-64
7	ST. BONAVENTURE	W	109-70
11	MASSACHUSETTS	W	98-89
14	at LA SALLE	L	77-72
17	at G. WASHINGTON	L	84-72
22	at SAINT JOSEPH'S (2)	L	92-76
24	CHARLOTTE	W	81-69
28	DAYTON	L	73-65
M. 3	at FORDHAM	L	80-73
7	vs. Saint Joseph's (A-10)	L	66-62

(1) Boardwalk Hall (Atlantic City, N.J.)  
 (2) The Palestra (Philadelphia, Pa.)

## TEMPLE QUICK FACTS

### GENERAL INFORMATION

**Location:** Philadelphia, Pa. 19122  
**Enrollment:** 34,000  
**Founded:** 1884  
**President:** Dr. Ann Weaver Hart  
**Athletic Director:** Bill Bradshaw  
**Phone:** 215-204-7878  
**Web Site:** www.temple.edu  
**Athletic Web Site:** www.owlssports.com  
**Nickname:** Owls  
**Colors:** Cherry (PMS 201C) and White  
**Home Court/Capacity:** Liacouras Center/ 10,206

### BASKETBALL INFORMATION

**Head Coach:** Fran Dunphy (La Salle/1970)  
**Record at Temple:** 12-18 (1 year)  
**Overall Record:** 322-181 (18 years)  
**Assistants:** Dave Duke, Matt Langel, Shawn Trice  
**Basketball Office Phone:** 215-204-7443  
**2006-07 Record:** 12-18/6-10 (Tie 10th)  
**All-Time Conference Record:** 302-110

### MEDIA INFORMATION

**Contact:** Larry Dougherty  
**Office Phone:** 215-204-2588  
**Fax Phone:** 215-204-7499  
**E-Mail:** larry.dougherty@temple.edu



**DR. ANN  
WEAVER HART**  
PRESIDENT



**BILL BRADSHAW**  
DIRECTOR OF  
ATHLETICS



**LARRY  
DOUGHERTY**  
ASST. ATHLETIC  
DIRECTOR/MEDIA  
RELATIONS

## 2006-07 FINAL STATISTICS

### OVERALL

Player	GP-GS	Min	FG-FGA	Pct	3-PTS			REBOUNDS				PF	FO	Ast	TO	Blk	Stl	Pts	Avg	
					3FG-FGA	Pct	FT-FTA	Pct	Off	Def	Tot									Avg
Dionte Christmas	. . . . .30-29	34.3	192-412	.466	88-220	.400	128-147	.871	27	99	126	4.2	77	1	62	73	11	41	600	20.0
Mark Tyndale	. . . . .24-17	34.2	164-304	.539	24- 56	.429	113-159	.711	50	110	160	6.7	58	2	68	65	11	37	465	19.4
Dustin Salisbery	. . . . .30-30	33.1	169-398	.425	56-158	.354	97-143	.678	36	115	151	5.0	104	5	73	88	11	48	491	16.4
Dion Dacons	. . . . .30-30	33.7	80-147	.544	15- 44	.341	38- 59	.644	63	145	208	6.9	91	4	48	32	8	33	213	7.1
Semaj Inge	. . . . .29-26	21.7	51-136	.375	7- 28	.250	22- 44	.500	20	41	61	2.1	81	5	71	54	8	37	131	4.5
DaShone Kirkendoll	. .23- 1	12.3	33- 84	.393	25- 67	.373	2- 2	1.000	16	11	27	1.2	21	0	19	8	7	5	93	4.0
Ryan Brooks	. . . . .24- 0	10.1	28- 59	.475	11- 25	.440	7- 18	.389	11	13	24	1.0	17	0	8	6	2	8	74	3.1
Sergio Olmos	. . . . .29-17	13.5	33- 62	.532	0- 0	.000	14- 23	.609	19	50	69	2.4	76	0	7	16	27	5	80	2.8
Chris Clark	. . . . .30- 0	17.5	26- 80	.325	16- 58	.276	10- 12	.833	5	27	32	1.1	43	1	75	25	0	12	78	2.6
Anthony Ivory	. . . . .9- 0	1.9	5- 9	.556	0- 0	.000	4- 5	.800	3	2	5	0.6	7	0	0	3	1	1	14	1.6
Luis Guzman	. . . . .11- 0	3.3	3- 11	.273	0- 5	.000	2- 4	.500	1	7	8	0.7	2	0	8	4	0	0	8	0.7
Brian Shanahan	. . . . .7- 0	2.0	1- 3	.333	1- 1	1.000	0- 0	.000	1	2	3	0.4	0	0	0	0	0	0	3	0.4
Orlando Miller	. . . . .4- 0	1.8	0- 3	.000	0- 0	.000	1- 2	.500	1	1	2	0.5	0	0	0	0	0	0	1	0.3
Team									45	47	92	3.1	1			5				
<b>Total</b>	. . . . .30		785-1708	.460	243-662	.367	438-618	.709	298	670	968	32.3	578	18	439	379	86	227	2251	75.0
<b>Opponents</b>	. . . . .30		756-1712	.442	214-601	.356	496-672	.738	378	725	1103	36.8	561	-	445	425	87	150	2222	74.1

### ATLANTIC 10

Mark Tyndale	. . . . .16-15	35.8	125-227	.551	18- 41	.439	73-100	.730	36	77	113	7.1	40	1	52	41	10	27	341	21.3
Dionte Christmas	. . . . .16-15	35.6	101-240	.421	50-134	.373	63-75	.840	19	47	66	4.1	40	1	40	44	3	22	315	19.7
Dustin Salisbery	. . . . .16-16	32.8	90-198	.455	32- 82	.390	58-82	.707	22	55	77	4.8	63	5	34	47	7	26	270	16.9
Dion Dacons	. . . . .16-16	33.8	46- 79	.582	12- 27	.444	23-33	.697	34	68	102	6.4	56	3	22	15	3	15	127	7.9
Semaj Inge	. . . . .16-13	21.2	30- 77	.390	3- 17	.176	15-25	.600	13	20	33	2.1	41	2	39	24	4	22	78	4.9
Ryan Brooks	. . . . .14- 0	10.2	16- 36	.444	7- 17	.412	6-11	.545	7	6	13	0.9	11	0	7	2	2	7	45	3.2
Chris Clark	. . . . .16- 0	17.2	13- 37	.351	9- 28	.321	8- 8	1.000	1	11	12	0.8	28	0	37	13	0	5	43	2.7
DaShone Kirkendoll	. .12- 1	6.3	9- 25	.360	6- 20	.300	0- 0	.000	6	3	9	0.8	2	0	7	2	0	0	24	2.0
Anthony Ivory	. . . . .5- 0	1.2	4- 5	.800	0- 0	.000	0- 0	.000	1	1	2	0.4	2	0	0	0	0	0	8	1.6
Sergio Olmos	. . . . .15- 4	9.0	10- 19	.526	0- 0	.000	3- 4	.750	9	15	24	1.6	33	0	0	1	6	0	23	1.5
Brian Shanahan	. . . . .3- 0	1.7	1- 1	1.000	1- 1	1.000	0- 0	.000	0	0	0	0.0	0	0	0	0	0	0	3	1.0
Luis Guzman	. . . . .5- 0	2.2	1- 3	.333	0- 2	.000	2- 4	.500	1	5	6	1.2	2	0	6	1	0	0	4	0.8
Orlando Miller	. . . . .1- 0	2.0	0- 0	.000	0- 0	.000	0- 0	.000	0	1	1	1.0	0	0	0	0	0	0	0	0.0
Team									29	21	50	3.1	0			5				
<b>Total</b>	. . . . .16		446-947	.471	138-369	.374	251-342	.734	178	330	508	31.8	318	12	244	195	35	124	1281	80.1
<b>Opponents</b>	. . . . .16		434-900	.482	125-309	.405	268-368	.728	188	371	559	34.9	291	-	262	225	57	74	1261	78.8



## HEAD COACH

# FRAN DUNPHY



### PERSONAL

**Birthdate:** October 5, 1948  
**Hometown:** Drexel Hill, Pa.  
**Alma Mater:** La Salle University (1970)  
 Master's - Villanova University (1979)  
**Wife:** Ree  
**Children:** J.P.

### PLAYING CAREER

**1964-66** Malvern Prep (PA)  
**1967-70** La Salle University  
 NCAA Tournament (1968)  
 Co-captain (1970)

### COACHING CAREER

**1972-74** Assistant Coach, United States Military Academy  
**1975-79** Head Coach, Malvern Prep (Pa.)  
**1980** Assistant Coach, La Salle University  
**1981-84** Assistant Coach, American University  
**1985-88** Assistant Coach, La Salle University  
 Metro Atlantic Athletic Regular Season Championship (1988)  
 Metro Atlantic Athletic Tournament Championship (1988)  
**1989** Assistant Coach, University of Pennsylvania  
**1990-06** Head Coach, University of Pennsylvania  
 NCAA Tournament (1993, 1994, 1995, 1999, 2000, 2002, 2003, 2005, 2006)  
 Ivy League Championship (1993, 1994, 1995, 1996, 1999, 2000, 2002, 2003, 2005, 2006)  
 Winningest coach in school history (310-163)  
 Second all-time in Ivy League wins (191)  
**2006-** Head Coach, Temple University

### YEAR-BY-YEAR COLLEGE RECORD

Year	School	Record	A-10	Finish	Postseason
1989-90	Pennsylvania	.12- 14			
1990-91	Pennsylvania	.09- 17			
1991-92	Pennsylvania	.16- 10			
1992-93	Pennsylvania	.22- 5			NCAA (0-1)
1993-94	Pennsylvania	.25- 3			NCAA (1-1)
1994-95	Pennsylvania	.22- 6			NCAA (0-1)
1995-96	Pennsylvania	.17- 10			
1996-97	Pennsylvania	.12- 14			
1997-98	Pennsylvania	.17- 12			
1998-99	Pennsylvania	.21- 6			NCAA (0-1)
1999-00	Pennsylvania	.21- 8			NCAA (0-1)
2000-01	Pennsylvania	.12- 17			
2001-02	Pennsylvania	.25- 7			NCAA (0-1)
2002-03	Pennsylvania	.22- 6			NCAA (0-1)
2003-04	Pennsylvania	.17- 10			
2004-05	Pennsylvania	.20- 9			NCAA (0-1)
2005-06	Pennsylvania	.20- 9			NCAA (0-1)
2006-07	Temple	.12- 18	6-10	t10	
<b>Pennsylvania Total</b>		<b>.310-163</b>	<b>(.655)</b>		
<b>Temple Total</b>		<b>.12- 18</b>	<b>(.400)</b>		
<b>Career Total</b>		<b>.322-181</b>	<b>(.640)</b>		

### COACHING STAFF

**Dave Duke** (Villanova/1974), 2nd year  
**Matt Langel** (Pennsylvania/2000), 2nd year  
**Shawn Trice** (Pennsylvania/1995), 2nd year

### ALL-TIME TEMPLE COACHING RECORDS

Name	Years	Overall	Pct.	A-10	Pct.
Charles Williams	1895-99	(5) 73- 32	.695		
John T. Rogers	1900	(1) 14- 8	.636		
H. Shindle Wingert	1902-05	(4) 20- 18	.526		
John Crescenzo	1906-08	(3) 14- 10	.683		
Edward M. McCone	1909	(1) 8- 20	.286		
Frederick Prosch, Jr.	1910-13	(4) 17- 20	.459		
William Nicolai	1914-17	(4) 31- 26	.544		
Elwood Geiges	1918	(1) 8- 7	.533		
Francois M. D'Eliscu	1920-23	(4) 30- 22	.577		
Samuel L. Dienes	1924-26	(3) 39- 21	.650		
James Usilton	1927-39	(13) 205- 79	.722		
Ernest Messikomer	1940-42	(3) 35- 27	.564		
Josh Cody	1943-52	(10) 122-104	.540		
Harry Litwack	1953-73	(21) 373-193	.659		
Don Casey	1974-82	(9) 151- 94	.616		
John Chaney	1983-06	(24) 516-253	.671	296-100	.747
Fran Dunphy	2006-	(1) 12- 18	.400	6- 10	.375



## TEMPLE YEAR-BY-YEAR

Year	Overall	A-10	Coach
1894-95	8- 3		Charles M. Williams
1895-96	15- 7		Charles M. Williams
1896-97	10-11		Charles M. Williams
1897-98	20- 5		Charles M. Williams
1898-99	18- 6		Charles M. Williams
1899-00	14- 8		John T. Rogers
1900-01	<i>No varsity team</i>		
1901-02	8- 3		H. Shindle Wingert
1902-03	5- 6		H. Shindle Wingert
1903-04	4- 4		H. Shindle Wingert
1904-05	3- 3		H. Shindle Wingert
1905-06	3- 4		John B. Crescenzo
1906-07	5- 4		John B. Crescenzo
1907-08	6- 2		John B. Crescenzo
1908-09	8- 3		Edward M. McCone
1909-10	4- 6		Frederick Prosch Jr.
1910-11	3- 5		Frederick Prosch Jr.
1911-12	4- 4		Frederick Prosch Jr.
1912-13	6- 5		Frederick Prosch Jr.
1913-14	5- 7		William Nicolai
1914-15	9- 4		William Nicolai
1915-16	7- 6		William Nicolai
1916-17	10- 9		William Nicolai
1917-18	8- 7		Elwood Geiges
1918-19	<i>No schedule due to World War I</i>		
1919-20	9- 7		F.M. D'Eliscu
1920-21	7- 4		F.M. D'Eliscu
1921-22	4- 7		F.M. D'Eliscu
1922-23	10- 4		F.M. D'Eliscu
1923-24	15- 5		Samuel L. Dienes
1924-25	12-10		Samuel L. Dienes
1925-26	12- 6		Samuel L. Dienes
1926-27	14- 5		James Usilton
1927-28	17- 5		James Usilton
1928-29	17- 4		James Usilton
1929-30	18- 3		James Usilton
1930-31	17- 4		James Usilton
1931-32	13- 7		James Usilton
1932-33	15- 6		James Usilton
1933-34	9-12		James Usilton
1934-35	17- 7		James Usilton
1935-36	18- 6		James Usilton
1936-37	17- 6		James Usilton
1937-38	23- 2		James Usilton
1938-39	10-12		James Usilton
1939-40	13-10		Ernest Messikomer
1940-41	12- 9		Ernest Messikomer
1941-42	10- 8		Ernest Messikomer
1942-43	11-11		Josh Cody
1943-44	14- 9		Josh Cody
1944-45	16- 7		Josh Cody
1945-46	12- 7		Josh Cody
1946-47	8-12		Josh Cody
1947-48	12-11		Josh Cody
1948-49	14- 9		Josh Cody
1949-50	14-10		Josh Cody
1950-51	12-13		Josh Cody
1951-52	9-15		Josh Cody
1952-53	16-10		Harry Litwack
1953-54	15-12		Harry Litwack
1954-55	11-10		Harry Litwack
1955-56	27- 4		Harry Litwack
1956-57	20- 9		Harry Litwack
1957-58	27- 3		Harry Litwack
1958-59	6-19		Harry Litwack
1959-60	17- 9		Harry Litwack
1960-61	20- 8		Harry Litwack
1961-62	18- 9		Harry Litwack
1962-63	15- 7		Harry Litwack

## PETER J. LIACOURAS CENTER

**Location:** Corner of Broad Street and Cecil B. Moore Avenue in Philadelphia, Pa.

**Capacity:** 10,206

**Temple Record at Arena:** 97-34

**Opened:** December 9, 1997

**Ticket Information:** (215) 204-TIXX



1963-64	17- 8		Harry Litwack
1964-65	14-10		Harry Litwack
1965-66	21- 7		Harry Litwack
1966-67	20- 8		Harry Litwack
1967-68	19- 9		Harry Litwack
1968-69	22- 8		Harry Litwack
1969-70	15-13		Harry Litwack
1970-71	13-12		Harry Litwack
1971-72	23- 8		Harry Litwack
1972-73	17-10		Harry Litwack
1973-74	16- 9		Don Casey
1974-75	7-19		Don Casey
1975-76	9-18		Don Casey
1976-77	17-11		Don Casey
1977-78	24- 5		Don Casey
1978-79	25- 4		Don Casey
1979-80	14-12		Don Casey
1980-81	20- 8		Don Casey
1981-82	19- 8		Don Casey
1982-83	14-15	5-9	John Chaney
1983-84	26- 6	18-0	John Chaney
1984-85	25- 6	15-3	John Chaney
1985-86	25- 6	15-3	John Chaney
1986-87	32- 4	17-1	John Chaney
1987-88	32- 2	18-0	John Chaney
1988-89	18-12	15-3	John Chaney
1989-90	20-11	15-3	John Chaney
1990-91	24-10	13-5	John Chaney
1991-92	17-13	11-5	John Chaney
1992-93	20-13	8-6	John Chaney
1993-94	23-8	12-4	John Chaney
1994-95	19-11	10-6	John Chaney
1995-96	20-13	12-4	John Chaney
1996-97	20-11	10-6	John Chaney
1997-98	21- 9	13-3	John Chaney
1998-99	24-11	13-3	John Chaney
1999-00	27- 6	14-2	John Chaney
2000-01	24-13	12-4	John Chaney
2001-02	19-15	12-4	John Chaney
2002-03	18-16	10-6	John Chaney
2003-04	15-14	9-7	John Chaney
2004-05	16-14	11-5	John Chaney
2005-06	17-15	8-8	John Chaney
2006-07	12-18	6-10	Fran Dunphy

## OWLS POSTSEASON

1937-38	NIT (Champion)
1943-44	NCAA (Regional Semifinal)
1955-56	NCAA (Final Four - 3rd)
1956-57	NIT (3rd)
1957-58	NCAA (Final Four - 3rd)
1959-60	NIT
1960-61	NIT (2nd round)
1961-62	NIT (2nd round)
1963-64	NCAA
1965-66	NIT (2nd round)
1966-67	NCAA
1967-68	NIT
1968-69	NIT (Champion)
1969-70	NCAA
1971-72	NCAA
1977-78	NIT
1978-79	NCAA
1980-81	NIT (2nd round)
1981-82	NIT
1983-84	NCAA (2nd round)
1984-85	NCAA (2nd round)
1985-86	NCAA (2nd round)
1986-87	NCAA (2nd round)
1987-88	NCAA (Regional Final)
1988-89	NIT
1989-90	NCAA
1990-91	NCAA (Regional Final)
1991-92	NCAA
1992-93	NCAA (Regional Final)
1993-94	NCAA (2nd round)
1994-95	NCAA
1995-96	NCAA (2nd round)
1996-97	NCAA (2nd round)
1997-98	NCAA
1998-99	NCAA (Regional Final)
1999-00	NCAA (2nd round)
2000-01	NCAA (Regional Final)
2001-02	NIT (3rd)
2002-03	NIT (3rd Round)
2003-04	NIT
2004-05	NIT
2005-06	NIT



# XAVIER

## MUSKETEERS ROSTER

	Cl.	Pos.	Ht.	Wt.	Hometown/Previous School	2006-07 Stats		
						PPG	RPG	APG
<b>RETURNING PLAYERS</b>								
5 Derrick Brown	So.	F	6-8	225	Dayton, Ohio/Chaminade-Julienne	6.3	4.1	0.8
34 Stanley Burrell*	Sr.	G	6-3	210	Indianapolis, Ind./Ben Davis (Hargrave (Va.) Military Academy)	12.4	2.0	2.4
1 Josh Duncan*	Sr.	F	6-9	235	Cincinnati, Ohio/Moeller	9.3	3.4	0.7
2 Adrion Graves	So.	G	6-4	194	Cincinnati, Ohio/Hughes Center	3.2	1.0	0.2
24 Drew Lavender*	Sr.	G	5-7	153	Columbus, Ohio/Brookhaven/Oklahoma	11.2	2.4	4.8
31 Jason Love	So.	F/C	6-9	255	Philadelphia, Pa./Abington Friends	1.1	1.1	0.1
11 B.J. Raymond	Jr.	G/F	6-6	212	Toldeo, Ohio/St. John's Jesuit	4.1	2.1	0.6
<b>NEWCOMERS</b>								
20 C.J. Anderson	Jr.	G/F	6-6	220	Cincinnati, Ohio/Winton Woods (Manhattan)	18.8	9.4	3.9%
4 Charles Bronson	Jr.	C	6-9	232	Philadelphia, Pa./Lutheran (Redlands (Okla.) CC)	10.1	5.0	2.1
33 Joe Hughes	Fr.	F	6-6	200	Indianapolis, Ind./Cathedral			
25 Danté Jackson	Fr.	G	6-5	195	Greenfield, Ohio/Greenfield McLain	26.4	11.5	5.2
13 Stephen Duckett	Fr.	G	6-4	190	Memphis, Tenn./Bishop Byrne			

\*indicates starter; %indicates 2005-06 statistics

## OUTLOOK

The Three Musketeers. Fourth-year head coach Sean Miller hopes that's the theme again this season. Xavier rode the leadership of three seniors last season on its way to an Atlantic 10 regular season championship and an NCAA second round appearance. It marked XU's second straight NCAA appearance under Miller and the 25-9 record secured XU's 20th 20-win season in the last 25 years.

Despite the fact that only 10 active players are on the 2007-08 roster, this team is not short on talent, depth or leadership. This year, Xavier will be counting on leadership from a pair of All-Atlantic 10 returning starters in the senior backcourt duo of 5-7 Drew Lavender and 6-3 Stanley Burrell. In addition to that duo, Miller now has a healthy 6-9 senior forward Josh Duncan, who started the first 20 games last season before being forced out of the starting lineup due to injury. Duncan averaged 9.3 points, including 11.3 ppg. as a starter.

Lavender, a 2007 A-10 second-team selection, led the Atlantic 10 in assists (4.8 app.) and assist-to-turnover ratio (2.88:1) while scoring 11.2 points. He shot 45 percent (54-of-120) from three-point range, including 57.1 percent in Atlantic 10 games.

Burrell, Lavender's backcourt partner, a 2007 A-10 third-team honoree, led Xavier in scoring as a freshman and a sophomore and finished second last season as a junior at 12.4 ppg. Burrell enters his senior season with 1,252 career points, which places him 25th in program history. At his current pace he should finish in the top 10 on Xavier's all-time scoring chart.

Xavier has a number of talented underclassmen as well. One of the most exciting young players in the Atlantic 10 is 6-7 sophomore forward Derrick Brown, a 2007 A-10 All-Rookie Team selection who may be best known for his team-high 41 dunks as a freshman. He opened even more eyes as the season wore on, especially with his 16-rebound game in the NCAA first round win over BYU.

Three other Musketeer role players from last season hope for even bigger parts this season. B.J. Raymond, a 6-6 junior guard/forward, became a key force off the bench on both ends of the court last season, a major reason why he played in all 34 games and averaged 13.3 mpg. While 6-4 sophomore guard Adrion Graves saw limited action in his freshman campaign due to injury, 6-9 sophomore forward/center Jason Love battled through a number of injuries to improve steadily as the season progressed. Love will be vying for the center spot left open by the graduation of Brandon Cole.

All teams hope that the newcomer class will make an impact. Xavier will be counting on it. Miller will be expecting major contributions from 6-6 junior guard/forward C.J. Anderson, a transfer from Manhattan who averaged 18.8 points and 9.4 rebounds as a sophomore in 2005-06. Charles Bronson, a 6-9 junior college transfer from Redlands Community College, will compete for the starting center job. The third newcomer is decorated freshman Danté Jackson, a 6-5 guard who averaged 26.4 points and 11.5 rebounds as a prep senior.


"This year Stanley, Drew and Josh are expected to be the heart and soul of our program. As seniors, it is their team," said Miller. "It has become a tradition at Xavier to have a senior class wanting to leave a winning legacy behind. Consistent senior leadership will be a significant factor in how successful our season becomes and how this team will be remembered."

## 2007-08 SCHEDULE

N. 10	Southeast Missouri State (1)	. 7:00
13	at Miami (Ohio)	. 8:00
20	Coppin State (1)	. 7:00
23	vs. Kent State (2)	. 6:00
24	vs. Indiana/Illinois State (2)	. TBA
28	Oakland	. 7:00
D. 1	Belmont	. 7:00
5	Creighton	. 8:00
12	Cincinnati	. 7:00
15	at Arizona State	. 4:00
22	Tennessee	. 2:00
28	Delaware State	. 7:00
31	Kansas State	. 7:00
J. 3	Virginia	. 9:00
6	at Auburn	. 3:00
9	ST. BONAVENTURE	. 7:00
12	FORDHAM	. TBA
16	at TEMPLE	. 7:00
19	at GEORGE WASHINGTON	. 2:00
24	DAYTON	. 8:00
27	at MASSACHUSETTS	. TBA
F. 2	LA SALLE	. 7:00
7	at SAINT LOUIS	. 9:00
10	SAINT JOSEPH'S	. TBA
13	at CHARLOTTE	. 7:30
18	at RHODE ISLAND	. TBA
21	DUQUESNE	. 7:00
24	at DAYTON	. 2:00
M. 1	GEORGE WASHINGTON	. TBA
6	at SAINT JOSEPH'S	. 9:00
8	RICHMOND	. 7:00
12-15	Atlantic 10 Championship (Boardwalk Hall, Atlantic City, N.J.)	

(1) Chicago Challenge  
(2) Chicago Challenge (Chicago, Ill.)

Atlantic 10 games in CAPS, All times Eastern, Schedule subject to change



JOSH DUNCAN

## 2006-07 RESULTS

Overall: 25-9; A-10: 13-1 (tie 1st)

N. 11	Coastal Carolina	W	79-46
17	Va. Commonwealth (1)	W	70-67
19	Villanova (1)	W	71-66
20	Alabama (1) (#8/#9)	L	63-56
25	American	W	86-68
29	Miami (Ohio)	W	68-53
D. 2	Western Carolina	W	95-61
5	Detroit	W	88-55
9	at Creighton	L	73-67
13	at Cincinnati	L	67-57
16	Arizona State	W	76-58
20	Bucknell	L	68-67
29	Illinois (2)	W	65-59
J. 3	Kansas State (2)	W	76-66
6	TEMPLE	W	76-68
11	at FORDHAM	W	71-56
13	at SAINT LOUIS	L	76-65
18	MASSACHUSETTS	W	83-77
21	at SAINT JOSEPH'S	L	82-74
24	at ST. BONAVENTURE	W	92-66
27	DAYTON	W	83-67
31	at DUQUESNE	L	93-91
F. 3	CHARLOTTE	W	91-57
7	SAINT LOUIS	W	76-57
10	at G. WASHINGTON	W	87-58
17	RICHMOND	W	71-50
21	RHODE ISLAND	W	98-72
24	at DAYTON	W	75-67
28	SAINT JOSEPH'S	W	72-62
M. 3	at LA SALLE	W	76-65
8	vs. Dayton (A-10)	W	81-63
9	vs. Rhode Island (A-10)	L	73-69
15	vs. BYU (NCAA)	W	79-77
17	vs. Ohio State (NCAA) (OT)	L	78-71

(1) Paradise Jam (St. Thomas, V.I.)  
(2) U.S. Bank Arena (Cincinnati, Ohio)

## XAVIER QUICK FACTS

### GENERAL INFORMATION

**Location:** Cincinnati, Ohio 45207-7530  
**Enrollment:** 6,600  
**Founded:** 1831  
**President:** Rev. Michael J. Graham, S.J.  
**Athletic Director:** Mike Bobinski  
**Phone:** 513-745-3413  
**Web Site:** www.xavier.edu  
**Athletic Web Site:** www.goxavier.com  
**Nickname:** Musketeers  
**Colors:** Navy Blue (PMS 288), Gray (PMS 422) and White  
**Home Court/Capacity:** Cintas Center/10,250

### BASKETBALL INFORMATION

**Head Coach:** Sean Miller (Pittsburgh/1992)  
**Record at Xavier:** 63-32 (3 years)  
**Overall Record:** 63-32 (3 years)  
**Assistants:** Chris Mack, James Whitford  
**Basketball Office Phone:** 513-745-3417  
**2006-07 Record:** 25-9/13-3 (tie 1st)  
**All-Time Conference Record:** 135-57

### MEDIA INFORMATION

**Contact:** Tom Eiser  
**Office Phone:** 513-745-3124  
**Fax Phone:** 513-745-2825  
**E-Mail:** eiser@xavier.edu



REV. MICHAEL J. GRAHAM, S.J.  
PRESIDENT



MIKE BOBINSKI  
DIRECTOR OF ATHLETICS



TOM EISER  
ASSOC. ATHLETIC DIRECTOR/MEDIA RELATIONS

## 2006-07 FINAL STATISTICS

### OVERALL

Player	GP-GS	Min	FG-FGA	Pct	3-PTS		FT-FTA	Pct	REBOUNDS				PF	FO	Ast	TO	Blk	Stl	Pts	Avg
					3FG-FGA	Pct			Off	Def	Tot	Avg								
Justin Doellman	.34-34	27.0	164-331	.495	42-116	.362	95-120	.792	48	140	188	5.5	106	3	57	56	39	30	465	13.7
Stanley Burrell	.34-33	31.4	134-349	.384	61-171	.357	94-119	.790	10	58	68	2.0	51	0	83	62	5	24	423	12.4
Drew Lavender	.34-33	31.2	118-262	.450	54-120	.450	91-120	.758	17	64	81	2.4	52	0	164	57	0	45	381	11.2
Justin Cage	.34-34	30.7	106-187	.567	13-34	.382	132-176	.750	83	100	183	5.4	77	1	48	52	22	21	357	10.5
Josh Duncan	.30-20	19.3	86-195	.441	40-105	.381	66-75	.880	24	77	101	3.4	68	0	21	55	9	12	278	9.3
Derrick Brown	.34-0	16.9	77-109	.706	4-8	.500	56-80	.700	47	94	141	4.1	86	3	27	39	21	17	214	6.3
Brandon Cole	.34-14	17.1	63-122	.516	0-0	.000	71-101	.703	60	100	160	4.7	67	0	22	49	9	12	197	5.8
B.J. Raymond	.34-1	13.3	48-119	.403	36-80	.450	9-22	.409	27	44	71	2.1	44	1	19	12	4	13	141	4.1
Adrion Graves	.13-0	8.7	17-35	.486	5-20	.250	3-5	.600	1	12	13	1.0	6	0	3	14	2	4	42	3.2
Johnny Wolf	.34-1	9.2	24-52	.462	13-31	.419	6-9	.667	2	27	29	0.9	20	0	61	19	3	12	67	2.0
Jason Love	.19-0	4.0	8-11	.727	0-0	.000	4-14	.286	8	13	21	1.1	18	0	2	5	6	1	20	1.1
Kevin Waymire	.12-0	2.0	3-5	.600	0-0	.000	1-4	.250	0	1	1	0.1	5	0	0	0	0	0	7	0.6
Adam Simons	.11-0	1.6	1-7	.143	1-4	.250	0-2	.000	4	5	9	0.8	1	0	1	4	0	0	3	0.3
Team									36	44	80	2.4	3			6				
<b>Total</b>	<b>.34</b>		<b>849-1784</b>	<b>.476</b>	<b>269-689</b>	<b>.390</b>	<b>628-847</b>	<b>.741</b>	<b>367</b>	<b>779</b>	<b>1146</b>	<b>33.7</b>	<b>604</b>	<b>8</b>	<b>508</b>	<b>430</b>	<b>120</b>	<b>191</b>	<b>2595</b>	<b>76.3</b>
<b>Opponents</b>	<b>.34</b>		<b>826-1917</b>	<b>.431</b>	<b>199-631</b>	<b>.315</b>	<b>377-558</b>	<b>.676</b>	<b>381</b>	<b>682</b>	<b>1063</b>	<b>31.3</b>	<b>715</b>	<b>-</b>	<b>445</b>	<b>481</b>	<b>101</b>	<b>188</b>	<b>2228</b>	<b>65.5</b>

### ATLANTIC 10

Justin Doellman	.16-16	27.5	85-162	.525	25-58	.431	54-70	.771	19	55	74	4.6	51	0	28	27	20	11	249	15.6
Stanley Burrell	.16-16	31.6	68-173	.393	33-91	.363	56-70	.800	4	36	40	2.5	21	0	36	29	2	9	225	14.1
Drew Lavender	.16-15	31.0	64-129	.496	40-70	.571	55-67	.821	8	27	35	2.2	28	0	81	21	0	26	223	13.9
Justin Cage	.16-16	31.4	52-96	.542	5-17	.294	54-73	.740	32	51	83	5.2	34	0	28	25	13	14	163	10.2
Josh Duncan	.12-6	14.8	24-52	.462	13-32	.406	24-26	.923	8	17	25	2.1	21	0	7	16	0	3	85	7.1
Brandon Cole	.16-10	20.4	32-60	.533	0-0	.000	49-67	.731	37	54	91	5.7	38	0	18	25	6	8	113	7.1
Derrick Brown	.16-0	17.3	37-58	.638	3-4	.750	25-36	.694	25	40	65	4.1	36	2	12	18	11	9	102	6.4
B.J. Raymond	.16-0	14.7	30-59	.508	20-37	.541	4-8	.500	15	20	35	2.2	27	1	12	5	2	7	84	5.3
Jason Love	.10-0	5.3	5-7	.714	0-0	.000	2-9	.222	4	10	14	1.4	12	0	1	4	3	0	12	1.2
Johnny Wolf	.16-1	9.8	6-20	.300	3-14	.214	3-5	.600	0	13	13	0.8	9	0	31	11	2	9	18	1.1
Kevin Waymire	.8-0	2.3	3-5	.600	0-0	.000	1-4	.250	0	1	1	0.1	3	0	0	0	0	0	7	0.9
Adrion Graves	.1-0	1.0	0-1	.000	0-0	.000	0-0	.000	0	0	0	0.0	0	0	0	0	0	0	0	0.0
Adam Simons	.8-0	1.6	0-5	.000	0-2	.000	0-2	.000	2	4	6	0.8	1	0	1	2	0	0	0	0.0
Team									21	22	43	2.7	2			3				
<b>Total</b>	<b>.16</b>		<b>406-827</b>	<b>.491</b>	<b>142-325</b>	<b>.437</b>	<b>327-437</b>	<b>.748</b>	<b>175</b>	<b>350</b>	<b>525</b>	<b>32.8</b>	<b>283</b>	<b>3</b>	<b>255</b>	<b>186</b>	<b>59</b>	<b>96</b>	<b>1281</b>	<b>80.1</b>
<b>Opponents</b>	<b>.16</b>		<b>396-888</b>	<b>.446</b>	<b>86-274</b>	<b>.314</b>	<b>195-281</b>	<b>.694</b>	<b>181</b>	<b>311</b>	<b>492</b>	<b>30.8</b>	<b>351</b>	<b>-</b>	<b>212</b>	<b>230</b>	<b>56</b>	<b>80</b>	<b>1073</b>	<b>67.1</b>



## HEAD COACH

# SEAN MILLER



### PERSONAL

**Birthdate:** November 17, 1968  
**Hometown:** Pittsburgh, Pa.  
**Alma Mater:** University of Pittsburgh (1992)  
**Wife:** Amy  
**Children:** Austin, Cameron, Braden

### PLAYING CAREER

**1984-87 Blackhawk High School**  
 WPIAL Champions (1986)  
 WPIAL Most Outstanding Player (1987)  
 WPIAL leading scorer (1987)

**1988-92 University of Pittsburgh**  
 NCAA Tournament (1988, 1989, 1991)  
 National Invitation Tournament (1992)  
 Big East Regular Season Championship (1988)  
 Second-team All-Big East (1992)  
 Big East Freshman of the Year (1988)  
 School's all-time assists leader (744)  
 School's all-time free throw leader (.885)

### COACHING CAREER

**1993 Assistant Coach, University of Wisconsin**  
**1994-95 Assistant Coach, Miami (Ohio) University**  
 NCAA Tournament (1995)  
 National Invitation Tournament (1994)  
 Mid-American Championship (1995)

**1996 Assistant Coach, University of Pittsburgh**  
**1997-01 Assistant Coach, North Carolina State University**  
 National Invitation Tournament (1997, 1998, 1999, 2000)

**2002-04 Associate Head Coach, Xavier University**  
 NCAA Tournament (2002, 2003, 2004 - Final Eight)  
 Atlantic 10 Tournament Championship (2002, 2004)  
 Atlantic 10 West Championship (2002, 2003)

**2005- Head Coach, Xavier University**  
 NCAA Tournament (2006, 2007)  
 Atlantic 10 Regular Season Championship (2007)  
 Atlantic 10 Tournament Championship (2006)

### YEAR-BY-YEAR COLLEGE RECORD

Year	School	Record	A-10	Finish	Postseason
2004-05	Xavier	.17-12	10-6	t2ndW	
2005-06	Xavier	.21-11	8-8	t7th	NCAA (0-1)
2006-07	Xavier	.25- 9	13- 3	t1st	NCAA (1-1)
<b>Career Total</b>		<b>.63-32</b>	<b>(.663)</b>		

### COACHING STAFF

**Chris Mack** (Xavier/1992), 3rd year  
**James Whitford** (Wisconsin/1994), 2nd year  
**Emanuel Richardson** (Pittsburgh-Johnstown/1998), 1st year

### ALL-TIME XAVIER COACHING RECORDS

Name	Years	Overall	Pct.	A-10	Pct.
Harry Gilligan	1920	(1)	0- 1	.000	
Joe Meyer	1921-33	(13)	94-52	.644	
Clem Crowe	1934-43	(10)	96-79	.549	
Ed Burns	1946	(1)	3-16	.158	
Lew Hirt	1947-51	(5)	76-61	.555	
Ned Wulk	1952-57	(6)	89-70	.560	
Jim McCafferty	1958-63	(6)	91-71	.562	
Don Ruberg	1964-67	(4)	52-51	.505	
George Krajack	1968-71	(4)	34-69	.330	
Dick Campbell	1972-73	(2)	15-37	.288	
Tay Baker	1974-79	(6)	70-89	.440	
Bob Staak	1980-85	(6)	88-86	.506	
Pete Gillen	1986-94	(9)	202-75	.729	
Skip Prosser	1995-01	(7)	148-65	.694	65-31 .677
Thad Matta	2002-04	(3)	78-23	.773	39- 9 .813
Sean Miller	2005-	(3)	63-32	.663	31-17 .646



## XAVIER YEAR-BY-YEAR

Year	Overall	A-10	Coach
1919-20	0- 1		Harry Gilligan
1920-21	1- 2		Joe Meyer
1921-22	2- 4		Joe Meyer
1922-23	2- 0		Joe Meyer
1923-24	12- 4		Joe Meyer
1924-25	6- 7		Joe Meyer
1925-26	10- 8		Joe Meyer
1926-27	11- 3		Joe Meyer
1927-28	8- 1		Joe Meyer
1928-29	9- 6		Joe Meyer
1929-30	8- 8		Joe Meyer
1930-31	10- 3		Joe Meyer
1931-32	10- 3		Joe Meyer
1932-33	5- 3		Joe Meyer
1933-34	9- 1		Clem Crowe
1934-35	14- 4		Clem Crowe
1935-36	8- 7		Clem Crowe
1936-37	7- 7		Clem Crowe
1937-38	10- 9		Clem Crowe
1938-39	13- 7		Clem Crowe
1939-40	6-17		Clem Crowe
1940-41	13- 9		Clem Crowe
1941-42	10- 8		Clem Crowe
1942-43	6-10		Clem Crowe
1943-44	<i>No schedule due to World War II</i>		
1944-45	<i>No schedule due to World War II</i>		
1945-46	3-16		Ed Burns
1946-47	8-17		Lew Hirt
1947-48	24- 8		Lew Hirt
1948-49	16-10		Lew Hirt
1949-50	12-16		Lew Hirt
1950-51	16-10		Lew Hirt
1951-52	10-14		Ned Wulk
1952-53	11-12		Ned Wulk
1953-54	18-12		Ned Wulk
1954-55	13-13		Ned Wulk
1955-56	17-11		Ned Wulk
1956-57	20- 8		Ned Wulk
1957-58	19-11		Jim McCafferty
1958-59	12-13		Jim McCafferty
1959-60	17- 9		Jim McCafferty
1960-61	17-10		Jim McCafferty
1961-62	14-12		Jim McCafferty
1962-63	12-16		Jim McCafferty
1963-64	16-10		Don Ruberg
1964-65	10-15		Don Ruberg
1965-66	13-13		Don Ruberg
1966-67	13-13		Don Ruberg
1967-68	10-16		George Krajack
1968-69	10-16		George Krajack
1969-70	5-20		George Krajack
1970-71	9-17		George Krajack
1971-72	12-14		Dick Campbell
1972-73	3-23		Dick Campbell
1973-74	8-18		Tay Baker
1974-75	11-15		Tay Baker
1975-76	14-12		Tay Baker
1976-77	10-17		Tay Baker
1977-78	13-14		Tay Baker
1978-79	14-13		Tay Baker
1979-80	8-18		Bob Staak
1980-81	12-16		Bob Staak
1981-82	8-20		Bob Staak
1982-83	22- 8		Bob Staak
1983-84	22-11		Bob Staak
1984-85	16-13		Bob Staak
1985-86	25- 5		Pete Gillen
1986-87	19-13		Pete Gillen
1987-88	26- 4		Pete Gillen
1988-89	21-12		Pete Gillen
1989-90	28- 5		Pete Gillen
1990-91	22-10		Pete Gillen

## CINTAS CENTER

Location: 1624 Herald Avenue in Cincinnati, Ohio

Capacity: 10,250

Xavier Record at Arena: 90-15

Opened: September 8, 2000


Ticket Information: (513) 745-3411



1991-92	15-12		Pete Gillen
1992-93	24- 6		Pete Gillen
1993-94	22- 8		Pete Gillen
1994-95	23- 5		Skip Prosser
1995-96	13-15	8-8	Skip Prosser
1996-97	23- 6	13-3	Skip Prosser
1997-98	22- 8	11-5	Skip Prosser
1998-99	25-11	12-4	Skip Prosser
1999-00	21-12	9-7	Skip Prosser
2000-01	21- 8	12-4	Skip Prosser
2001-02	26- 6	14-2	Thad Matta
2002-03	26- 6	15-1	Thad Matta
2003-04	26-11	10-6	Thad Matta
2004-05	17-12	10-6	Sean Miller
2005-06	21-11	8-8	Sean Miller
2006-07	25- 9	13-3	Sean Miller

## MUSKETEERS POSTSEASON

1955-56	NIT (2nd round)
1956-57	NIT (2nd round)
1957-58	NIT (Champion)
1960-61	NCAA
1982-83	NCAA
1983-84	NIT (3rd round)
1985-86	NCAA
1986-87	NCAA (2nd round)
1987-88	NCAA
1988-89	NCAA
1989-90	NCAA (Regional Semifinal)
1990-91	NCAA (2nd round)
1992-93	NCAA (2nd round)
1993-94	NIT (3rd round)
1994-95	NCAA
1996-97	NCAA (2nd round)
1997-98	NCAA
1998-99	NIT (3rd)
1999-00	NIT (2nd round)
2000-01	NCAA
2001-02	NCAA (2nd round)
2002-03	NCAA (2nd round)
2003-04	NCAA (Regional Final)
2005-06	NCAA
2006-07	NCAA (2nd round)



DERRICK BROWN