



BOARDWALK HALL, ATLANTIC CITY, N.J.

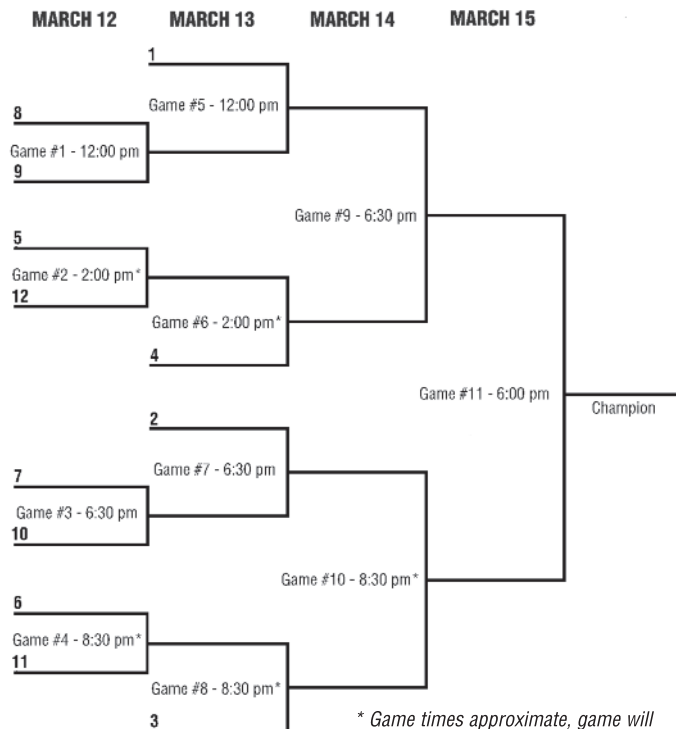
# 2008 ATLANTIC 10 CHAMPIONSHIP

**OPENING ROUND: Wednesday, March 12**

**QUARTERFINAL ROUND: Thursday, March 13**

**SEMIFINAL ROUND: Friday, March 14**

**FINAL ROUND: Saturday, March 15**



\* Game times approximate, game will start 23 minutes after conclusion of Game 1 of that session

The 32nd annual Atlantic 10 Men's Basketball Championship returns to Boardwalk Hall in Atlantic City, N.J., March 12-15.

"We are excited to return to one of the nation's most lively and fan-friendly entertainment centers," says Atlantic 10 commissioner Linda Bruno. "Boardwalk Hall provides a tremendous setting for college basketball and every seat puts fans right on top of the action. The feedback from students, alumni and the Atlantic City community last year was extremely positive and this year's Championship should provide fans an even greater level of excitement."

"We are thrilled that the A-10 has recognized Atlantic City as a premier destination with a first-class venue," says Jeff Vasser, executive director of the Atlantic City Convention & Visitors Authority. "Our location makes it convenient for most of the schools, fans and alumni to attend the tournament and guests will find our new dining, nightlife and shopping exciting. Boardwalk Hall has a long history of hosting a variety of sporting events and this tournament is helping us to fulfill our goal of showcasing Atlantic City as a must-play market."

Boardwalk Hall was dedicated on May 31, 1929. Known primarily as the home of the Miss America Pageant from 1940-2004, Boardwalk Hall was placed on the United States Register of Historic Places as a National Historic Landmark on Feb. 27, 1987. Most recently, Boardwalk Hall underwent an extensive restoration and rehabilitation process. Begun in November 1998, the five-phase renovation cost \$90 million and transformed Boardwalk Hall into a state-of-the-art special events arena under the auspices of the New Jersey Sports and Exposition Authority.

Boardwalk Hall has hosted numerous athletic events, including college basketball, world championship boxing, the New Jersey State High School Wrestling Championships, professional tennis, college football, and minor league hockey.

The format of the 32nd annual Championship remains the same. The top 12 teams will compete in the Championship, which begins on Wednesday, March 12, with opening round play. The winners will then join the top four seeds for quarterfinal round action on Thursday, March 13. The semifinal will take place on Friday, March 14, with the final round being played on Saturday, March 15.

**Tickets to the A-10 Men's Basketball Championship can be purchased at any league ticket office, the Boardwalk Hall ticket office, on-line at [www.atlantic10.org](http://www.atlantic10.org), [www.boardwalkhall.com](http://www.boardwalkhall.com), and [www.atlanticcitynj.com](http://www.atlanticcitynj.com). Tickets may also be purchased by calling 609-348-7021.**

## PREVIOUS CHAMPIONS

Year	Champion (Site)
2007	George Washington (Boardwalk Hall)
2006	Xavier (U.S. Bank Arena)
2005	George Washington (U.S. Bank Arena)
2004	Xavier (UD Arena)
2003	Dayton (UD Arena)
2002	Xavier (Spectrum)
2001	Temple (Spectrum)
2000	Temple (Spectrum)
1999	Rhode Island (Spectrum)
1998	Xavier (Spectrum)
1997	Saint Joseph's (Spectrum)
1996	Massachusetts (Philadelphia Civic Center)
1995	Massachusetts (The Palestra/Mullins Center)
1994	Massachusetts (The Palestra/Mullins Center)
1993	Massachusetts (The Palestra/Mullins Center)
1992	Massachusetts (The Palestra/Curry Hicks Cage)
1991	Penn State (The Palestra/Rec Hall)
1990	Temple (The Palestra/McGonigle Hall)
1989	Rutgers (The Palestra/Louis Brown Athletic Center)
1988	Temple (WVU Coliseum)
1987	Temple (Campus Sites)
1986	Saint Joseph's (Campus Sites/Brendan Byrne Meadowlands Arena)
1985	Temple (Rutgers Athletic Center)
1984	West Virginia (WVU Coliseum)
1983	West Virginia (Campus Sites/Pittsburgh Civic Arena/Spectrum)
1982	Pittsburgh (Campus Sites/Pittsburgh Civic Arena)
1981	Pittsburgh (Campus Sites/Pittsburgh Civic Arena)
1980	Villanova (Campus Sites/Pittsburgh Civic Arena)
1979	Rutgers (Campus Sites/Pittsburgh Civic Arena)
1978	Villanova (Pittsburgh Civic Arena)
1977	Duquesne (Spectrum)

## ATLANTIC 10 CHAMPIONSHIP TIE-BREAKER

The following tie-breaker format is utilized for determining the seeding in the Atlantic 10 Men's Basketball Championship:

### TWO-TEAM TIE

- Head-to-head competition.
- Conference record of the tied teams based on winning percentage versus the highest common opponent and proceeding down to the lowest common opponent, if necessary, until one team gains an advantage.
  - All ties are broken in descending order.
  - When arriving at another pair of tied teams, use each team's record against the tied teams as a group. When comparing records against a group of teams, the higher winning percentage will prevail. In case of tied percentages vs. the team or group of 1.000 or .000, the following shall apply: 2-0 is better than 1-0; 0-1 is better than 0-2.
- Coin toss.

### THREE OR MORE-TEAM TIE

- Head-to-head competition.
  - Use each team's record against the tied teams as a group rather than performance against individual teams. When comparing records against a group of teams, the higher winning percentage will prevail. In case of tied percentages vs. the team or group of 1.000 or .000, the following shall apply: 2-0 is better than 1-0; 0-1 is better than 0-2.
- If the above results in two teams remaining, the two-team tiebreaker is used.
- If more than two teams still remain, use the Conference record of the tied teams based on winning percentage versus the highest common opponent and proceeding down to the lowest common opponent, if necessary, until one team gains an advantage.
  - All ties are broken in descending order.
  - When arriving at another pair of tied teams, use each team's record against the tied teams as a group. When comparing records against a group of teams, the higher winning percentage will prevail. In case of tied percentages vs. the team or group of 1.000 or .000, the following shall apply: 2-0 is better than 1-0; 0-1 is better than 0-2.
- Draw lots.

# ATLANTIC 10 MEDIA SERVICES

## SERVICE BUREAU

The Atlantic 10 has a service bureau for each of its championship sports. Service bureaus for sports other than basketball are compiled on Mondays and Tuesdays during the season. Players and Rookies of the Week and standings are released on Mondays with statistics available on Tuesdays. Men's and women's basketball service bureaus are updated daily during the season and available on the web usually by noon.

## PLAYERS OF THE WEEK

The Atlantic 10 selects a player and rookie of the week in each of its sports. The men's basketball honorees are announced on Sundays during the season, with women's basketball all other award winners announced on Mondays.

## WEBSITES

Below is a listing of the official web sites of Atlantic 10 institutions:

Charlotte	.....	www.charlotte49ers.com
Dayton	.....	www.DaytonFlyers.com
Duquesne	.....	www.GoDuquesne.com
Fordham	.....	www.fordhamsports.com
George Washington	....	www.GWsports.com
La Salle	.....	www.GoExplorers.com
Massachusetts	.....	www.UMassAthletics.com
Rhode Island	.....	www.GoRhody.com
Richmond	.....	www.RichmondSpiders.com
St. Bonaventure	.....	www.GoBonnies.com
Saint Joseph's	.....	www.sjuhawks.com
Saint Louis	.....	www.slubillikens.com
Temple	.....	www.OwlSports.com
Xavier	.....	www.GoXavier.com
Atlantic 10	.....	www.atlantic10.org

## PHOTO LIBRARY

A photo library featuring head shots and action photos of top Atlantic 10 basketball players is available on the Atlantic 10 web site.

## MEDIA CREDENTIALS

Media credentials to any Atlantic 10 Championship are available by contacting the league's communications department. Credential Request Forms for the men's and women's basketball championships are sent via email to the media in mid-January and adherence to the reply deadline is strictly enforced.

## BASKETBALL COACHES TELECONFERENCE

Every Monday from Jan. 7-Mar. 17, the A-10 will conduct a teleconference with each of its head men's basketball coaches and one selected women's coach. Each coach will discuss their team and answer questions from the media. Members of the media are strongly encouraged to participate in the questioning. To access the call, written notification to the Atlantic 10 communications department is required. Below is the schedule for the teleconference (all times are EASTERN):

10:00am	.....	Atlantic 10 update
10:10am	.....	Bobby Lutz, Charlotte
10:17am	.....	Chris Mooney, Richmond
10:24am	.....	Sean Miller, Xavier
10:31am	.....	Mark Schmidt, St. Bonaventure
10:38am	.....	Brian Gregory, Dayton
10:45am	.....	John Giannini, La Salle
10:52am	.....	Fran Dunphy, Temple
10:59am	.....	Travis Ford, Massachusetts
11:06am	.....	Karl Hobbs, George Washington
11:13am	.....	Ron Everhart, Duquesne
11:20am	.....	Rick Majerus, Saint Louis
11:27am	.....	Dereck Whittenburg, Fordham
11:34am	.....	Jim Baron, Rhode Island
11:41am	.....	Phil Martelli, Saint Joseph's



# 2007-08 ATLANTIC 10 TELEVISION



## ESPN

Dec. 22 Tennessee at Xavier  
 Jan. 9 Duke at Temple  
 Mar. 15 Atlantic 10 Championship - Finals

## ESPN2

Dec. 8 Dayton at Louisville  
 Dec. 12 Cincinnati at Xavier  
 Dec. 29 Pittsburgh at Dayton

## ESPN/ESPN2

Feb. 7 Xavier at Saint Louis  
 Feb. 14 Fordham at Massachusetts  
 Feb. 21 Massachusetts at Rhode Island  
 Feb. 28 Saint Louis at Saint Joseph's  
 Mar. 6 Xavier at Saint Joseph's

*\*TBA by ESPN*

## ESPNU

Nov. 15 Temple vs. Providence  
 Nov. 16 Temple vs. Arkansas/College of Charleston  
 Nov. 29 Gonzaga at Saint Joseph's  
 Dec. 5 Pittsburgh at Duquesne  
 Dec. 9 Villanova at Temple  
 Dec. 12 Massachusetts at Boston College  
 Dec. 15 Southern Illinois at Saint Louis  
 Dec. 29 La Salle at Villanova  
 Dec. 31 Kansas State at Xavier  
 Jan. 5 Maryland at Charlotte  
 Jan. 26 Saint Joseph's at Temple



## CSTV

Jan. 2 Houston at Massachusetts  
 Jan. 3 Virginia Tech at Richmond  
 Virginia at Xavier  
 Jan. 10 Saint Louis at George Washington  
 Jan. 17 Rhode Island at Saint Louis  
 Jan. 24 Dayton at Xavier  
 Jan. 31 Temple at Fordham  
 Feb. 4 Villanova at Saint Joseph's  
 Feb. 17 Saint Louis at Massachusetts  
 Feb. 24 Xavier at Dayton



THE ATLANTIC 10 WILL ONCE AGAIN HAVE A NATIONAL PRESENCE ON TELEVISION IN 2007-08

## CSTV REGIONAL

Jan. 12 Fordham at Xavier  
 Jan. 19 Duquesne at Fordham  
 La Salle at Richmond  
 Jan. 20 Temple at Saint Louis  
 Jan. 23 St. Bonaventure at Duquesne  
 Jan. 27 Xavier at Massachusetts  
 Jan. 30 Saint Louis at Dayton  
 Feb. 2 Fordham at Saint Joseph's  
 Massachusetts at Saint Louis  
 Feb. 6 Charlotte at Dayton  
 Feb. 7 Rhode Island at Massachusetts  
 Feb. 9 Dayton at George Washington  
 Feb. 10 Rhode Island at Fordham  
 Saint Joseph's at Xavier  
 Feb. 16 Temple at Dayton  
 Feb. 18 Xavier at Rhode Island  
 La Salle at Saint Joseph's  
 Feb. 23 Saint Louis at Charlotte  
 Feb. 24 Saint Joseph's at Rhode Island  
 Mar. 1 Dayton at Fordham  
 George Washington at Xavier  
 Mar. 2 Temple at Saint Joseph's  
 Mar. 5 Duquesne at Temple  
 Mar. 6 George Washington at Charlotte  
 Mar. 8 Temple at La Salle  
 Saint Joseph's at Dayton  
 Mar. 13 Atlantic 10 Championship - Quarterfinals  
 Mar. 14 Atlantic 10 Championship - Semifinals

*Schedule subject to change*

# ATLANTIC 10 SEASON IN REVIEW





# A LOOK BACK ...

**GEORGE WASHINGTON CAPTURES A-10 CHAMPIONSHIP:** Led by Championship Most Outstanding Player Maureece Rice, third-seeded George Washington seized its second A-10 crown in three years...GW earned wins over #6 Saint Joseph's (58-48), #7 Saint Louis (60-40) and #4 Rhode Island (78-69) to advance to the NCAA Tournament for the third consecutive year and 10th time in program history...Rhode Island reached the final of the A-10 tourney for the fourth time and was vying for its first title since 1999...Rice averaged 16.7 points and 2.3 rebounds and was joined on the All-Championship Team by teammate Carl Elliott, Xavier's Drew Lavender, and Will Daniels and Kahiem Seawright of Rhode Island...For the first time in Conference history, the A-10 Championship was held at Boardwalk Hall in Atlantic City, N.J. The tourney will return to the 10,000-seat venue in 2008.

**THE POSTSEASON:** George Washington garnered the league's automatic bid to the NCAA Tournament after winning the A-10 Championship, while Xavier earned an at-large berth...It marked the Musketeers' fifth appearance in the NCAAs in the last six years and gave the A-10 multiple teams in the field of 65 for the fourth time in the last five seasons...GW dropped a 77-44 decision to 11th seeded Vanderbilt, while Xavier earned a 79-77 decision over eighth-seeded Brigham Young. The Musketeers dropped a heart-breaking 78-71 (OT) contest to No. 1 Ohio State in the second round...Massachusetts earned a berth in the National Invitational Tournament, the program's first postseason appearance since 2000. The Minutemen edged Alabama, 89-87 (OT), in the opening round before falling at West Virginia, 90-77.

**TAKING NOTICE:** Massachusetts senior forward Stephane Lasme, the 2006-07 A-10 Player of the Year and Defensive Player of the Year, was named to the 21-player Collegeinsider.com Defensive All-America Team and earned honorable mention All-America honors by the Associated Press. Lasme, who was a second round draft selection (46th overall) of the Golden State Warriors, led the A-10 and ranked second nationally in blocks (5.09 bpg.), while his 168 blocked shots were the highest single-season total in Conference history. The Libreville, Gabon, native averaged a league-leading 9.5 rebounds per game, while his 17 double-digit rebounding performances were also tops in the A-10.

**FITTING TRIBUTE:** The United States Basketball Writers Association selected the Duquesne University men's basketball team as recipient of the organization's Most Courageous Award. The award, which is presented annually to honor "a player, coach, official or administrator who has demonstrated extraordinary courage reflecting honor on the sport of amateur basketball," was presented to head coach Ron Everhart at a breakfast prior to the NCAA national championship game in Atlanta on April 2. The award honors a Dukes basketball program that was decimated by an early-morning shooting on Sept. 17 that saw five players treated and three hospitalized.

**SELECT COMPANY:** Rhode Island head coach Jim Baron was among 15 finalists for the 2007 Jim Phelan National Coach of the Year Award. The Jim Phelan Award is given annually to the nation's top coach, as voted on by a 20-member panel.

**NATIONALLY SPEAKING:** George Washington head coach Karl Hobbs, the 2005-06 Atlantic 10 Coach of the Year, was an assistant coach for the 2007 USA Basketball Men's Under-19 World Championship Team. GW forward Damian Hollis, a member of the 2006-07 A-10 All-Rookie Team, was a member of that Under-19 World Championship Team, while Ahmad Nivins of Saint Joseph's participated in the USA Basketball Men's Pan-American Games Team Trials.



STEPHANE LASME, MASSACHUSETTS



JIM BARON, RHODE ISLAND

**LASME CLAIMS OFFENSIVE AND DEFENSIVE PLAYER OF THE YEAR HONORS:**

Stephane Lasme of Massachusetts averaged 13.5 ppg. and finished second in the Atlantic 10 in field goal shooting (.611)...the senior forward tied an NCAA single-season record with four triple-doubles...became the first UMass student-athlete to earn A-10 Player of the Year honors since Marcus Camby in 1995-96...Lasme led the A-10 and ranked second nationally in blocks (5.09 bpg.), while his 168 blocked shots were the highest single-season total...the Libreville, Gabon, native averaged a league-leading 9.5 rebounds per game, while his 17 double-digit rebounding performances were also tops in the A-10...joined Tony Dobbins of Richmond (2002-04) as the only players in league history to earn Defensive Player of the Year honors in successive seasons...earned honorable mention All-America honors from the Associated Press and was named to the CollegeInsider.com Defensive All-America Team.

**MITCHELL TABBED ROOKIE OF THE YEAR:**

Duquesne's Robert Mitchell garnered five A-10 Rookie of the Week awards in 2006-07 to become the second player in program history to win the league's Rookie of the Year award and first since Bruce Atkins in 1978-79...the Brooklyn, N.Y., native finished eighth in the Conference and tops among freshmen in scoring (16.4 ppg.) and tenth in field goal percentage (.451)...the 6-6 forward had a team-high 12 20-point performances and pulled down 5.4 rpg...knocked down 44 field goals from beyond the arc.

**CHRISTMAS SELECTED AS MOST IMPROVED:**

Dionte Christmas of Temple was the recipient of the Atlantic 10's Chris Daniels Award, presented to the league's most improved player...the 6-5 sophomore guard/forward averaged a league-high 20.0 points and was eighth in the Conference in shooting (.466) after averaging 3.5 points as a freshman...ranked third in the A-10 in three-pointers (2.93 pg.) and tied for ninth in three-point shooting (.400)...the Philadelphia, Pa., resident led the league with 18 20-point outings, including five 30-point efforts, and grabbed 4.2 rebounds...was named to the All-Conference second team.

**LITTLE MAKES BIGGEST IMPACT OFF THE BENCH:**

Dayton's Charles Little became the first player in program annals to garner the Atlantic 10's Sixth Man of the Year award...the bruising 244-lb. sophomore forward averaged 10.5 points and a team-high 5.2 rebounds...the Cleveland, Tenn., native shot 51.9 percent (137-of-264) from the field and added 23 steals...scored in double figures in seven of the Flyers' final eight contests and added three double-digit rebounding performances.



KIERON ACHARA, DUQUESNE


**ACHARA NAMED STUDENT-ATHLETE OF THE YEAR:**

Kieron Achara of Duquesne excelled on the court and in the classroom in 2006-07...the 6-9 junior averaged a team-high 15.8 points and 7.3 rebounds, ranking ninth and seventh in the Atlantic 10, respectively...was fifth in the Conference in field goal percentage at .532...his 59 blocks marked the second-highest single-season total in program history despite missing the first six games of the season due to stress fractures in his foot...in the classroom, the Stirling, Scotland, native had a 3.61 grade point average in Duquesne's management program... was named to the Atlantic 10 All-Academic Team for the second time in three years.

**BARON EARNS COACH OF THE YEAR HONORS:**

Selected by the league's head coaches and media to finish 11th in the A-10 preseason poll, Jim Baron led Rhode Island to a 10-6 league mark and 19-14 overall record...represented a five-win improvement from 2005-06...the only coach in league history to earn A-10 Coach of the Year honors at two different schools, Baron was tabbed as the Conference's Coach of the Year in 1995 while at St. Bonaventure and at Rhode Island in 2003. In six seasons in Kingston, Baron is 87-95 (.478) and 293-297 overall (.496).

ROBERT MITCHELL,  
DUQUESNE



DIONTE CHRISTMAS, TEMPLE



CHARLES LITTLE, DAYTON



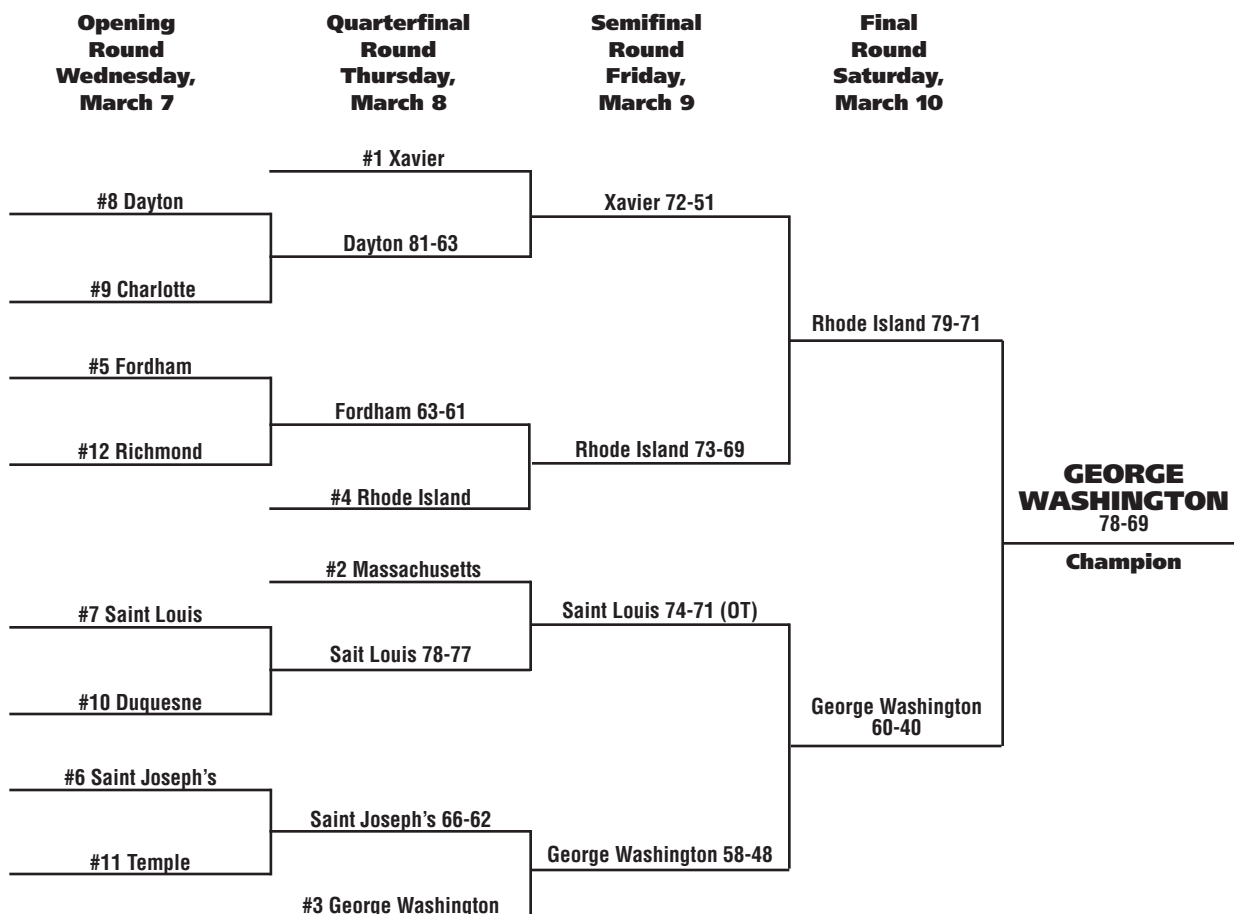
# ATLANTIC 10 2006-07 FINAL STANDINGS

	Atlantic 10			Overall			Overall		
	W	L	Pct.	W	L	Pct.	Home	Away	Neutral
1. Xavier .....	13	3	.813	25	9	.735	14-1	5-5	6-3
Massachusetts .....	13	3	.813	24	9	.727	12-2	9-6	3-1
3. #George Washington .....	11	5	.688	23	9	.719	12-1	6-5	5-3
4. Rhode Island .....	10	6	.625	19	14	.576	11-4	5-8	3-2
Fordham .....	10	6	.625	18	12	.600	11-3	6-7	1-2
6. Saint Joseph's.....	9	7	.563	18	14	.563	10-4	5-7	3-3
7. Saint Louis.....	8	8	.500	20	13	.606	13-2	3-10	4-1
Dayton .....	8	8	.500	19	12	.613	15-2	2-9	2-1
9. Charlotte .....	7	9	.438	14	16	.467	10-4	2-10	2-2
10. Duquesne.....	6	10	.375	10	19	.345	5-9	5-9	0-1
Temple .....	6	10	.375	12	18	.400	9-5	3-11	0-2
12. Richmond .....	4	12	.250	8	22	.267	6-10	2-11	0-1
St. Bonaventure .....	4	12	.250	7	22	.241	3-11	3-10	1-1
14. La Salle.....	3	13	.188	10	20	.333	6-12	3-7	1-1

# A-10 Champion

## 2007 ATLANTIC 10 MEN'S BASKETBALL CHAMPIONSHIP

March 7-10 - Boardwalk Hall - Atlantic City, N.J.



# 2006-07 ATLANTIC 10 ALL-CONFERENCE TEAMS



FIRST-TEAM	Pos.	Cl.	Ht.	PPG	RPG	Asts	Stls	Blks
Will Daniels, URI	F	Jr.	6-8	17.4	5.6	51	27	19
Justin Doellman, XU	F	Sr.	6-9	13.7	5.5	57	30	39
Rashaun Freeman, UM	C/F	Sr.	6-9	14.7	8.3	27	19	14
Stephane Lasme, UM	F	Sr.	6-8	13.5	9.5	28	29	168
Ahmad Nivins, SJU	F	So.	6-9	16.6	7.6	11	32	32
SECOND-TEAM								
Bryant Dunston, FOR	F	Jr.	6-8	14.5	7.2	39	28	71
Dionte Christmas, TU	G/F	So.	6-5	20.0	4.2	62	41	11
Drew Lavender, XU	G	Jr.	5-7	11.2	2.4	164	45	0
Tommie Liddell, SLU	G	So.	6-4	15.4	6.8	87	27	19
Brian Roberts, UD	G	Jr.	6-2	18.5	2.9	82	22	7
THIRD-TEAM								
De'Angelo Alexander, CHA	G	Sr.	6-6	17.6	7.2	55	38	6
Stanley Burrell, XU	G	Jr.	6-3	12.4	2.0	83	24	5
Pat Calathes, SJU	G/F	Jr.	6-10	13.9	7.1	116	17	28
Carl Elliott, GW	G	Sr.	6-4	12.9	5.0	154	83	7
Maureece Rice, GW	G	Jr.	6-1	15.8	3.6	66	43	3
HONORABLE MENTION								
Jimmy Baron, URI	G	So.	6-2	14.6	2.2	63	16	0
Kevin Lisch, SLU	G	So.	6-2	14.9	3.6	111	32	12
Marcus Stout, FOR	G	Jr.	6-4	15.3	3.2	78	49	4
Mark Tyndale, TU	G	Jr.	6-5	19.4	6.7	68	37	11
ROOKIE TEAM								
Derrick Brown, XU	F	Fr.	6-7	6.3	4.1	27	17	21
Jawan Carter, SJU	G	Fr.	6-0	7.6	1.7	74	22	0
Dan Geriot, UR	F/C	Fr.	6-9	11.9	3.1	42	17	12
Rodney Green, LAS	G	Fr.	6-5	12.6	5.0	56	34	5
Damian Hollis, GW	F	Fr.	6-8	5.2	3.0	28	15	19
Robert Mitchell, DUQ	F	Fr.	6-6	16.4	5.4	40	22	18
DEFENSIVE TEAM								
Kieron Achara, DUQ	F/C	Jr.	6-9	15.8	7.3	32	23	59
Justin Cage, XU	F	Sr.	6-6	10.5	5.4	48	21	22
Carl Elliott, GW	G	Sr.	6-4	12.9	5.0	154	83	7
Stephane Lasme, UM	F	Sr.	6-8	13.5	9.5	28	29	168
Kevin Lisch, SLU	G	So.	6-2	14.9	3.6	111	32	12
ACADEMIC TEAM	Pos.	Cl.	Ht.	Major				
Kieron Achara, DUQ	F/C	Jr.	6-9	Management				
Jimmy Baron, URI	G	So.	6-2	Communication Studies				
Drew Crank, UR	C	Jr.	6-11	Business Administration/Management				
Luke Meyer, SLU	G/F	Jr.	6-5	Accounting				
Peter Thomas, UR	F	Sr.	6-5	History				

Player of the Year:  
**Stephane Lasme, Massachusetts**

Rookie of the Year:  
**Robert Mitchell, Duquesne**

Defensive Player of the Year:  
**Stephane Lasme, Massachusetts**

Chris Daniels Most Improved Player of the Year:  
**Dionte Christmas, Temple**

Sixth Man of the Year:  
**Charles Little, Dayton**

Student-Athlete of the Year:  
**Kieron Achara, Duquesne**

Coach of the Year:  
**Jim Baron, Rhode Island**

## ATLANTIC 10 WEEKLY HONOR ROLL

DATE	PLAYERS OF THE WEEK	ROOKIES OF THE WEEK
N. 9-11	Leemire Goldwire, CHA (26 pts, 6 rebs, 12-12 FT)	Marcus Johnson, UD (23 pts, 7 rebs) Tiki Mayben, UM (12 pts, 11 assists)
N. 12-18	Duquesne, 2-0 after a hellish summer	
N. 19-25	Stephane Lasme, UM (12.3 ppg, 10.7 rpg, 5.7 bpg)	Robert Mitchell, DUQ (19.0 ppg, 6.7 rpg)
N. 26-D. 2	Dionte Christmas, TU (23.3 ppg, 4.7 rpg)	Robert Mitchell, DUQ (29 pts, 3 assts)
D. 3-9	Jimmy Baron, URI (24.5 ppg, .737 FG%)	Robert Mitchell, DUQ (17.5 ppg, 3.5 apg)
D. 10-16	Rashaun Freeman, UM (21 pts, 5 rebs)	Rodney Green, LAS (25 pts, 6 rebs)
D. 17-23	De'Angelo Alexander, CHA (19.0 ppg, 7.3 rpg) Aaron Jackson, DUQ (16 pts, 9 rebs, 7 assts, 5 stls)	Dan Geriot, UR (15.5 ppg, 4.5 rpg)
D. 24-30	Aaron Jackson, DUQ (19 points, 7 rebs, 3 stls)	Scott Grote, DUQ (19 points, 4 assts)
D. 31-J. 6	Zarryon Fereti, SBU (24 points, 2 rebs) Maureece Rice, GW (20.0 ppg, 8.0 rpg)	D.J. Rivera, SJU (14 points, 2 rebs, 2 stls)
J. 7-13	Stephane Lasme, UM (22 ppg, 13 rpg, 8.5 bpg)	Rodney Green, LAS (18 ppg, 6.5 rpg)
J. 14-20	Dionte Christmas, TU (26.5 ppg, 6.5 rpg) Marcus Stout, FOR (18.7 ppg, 3.3 apg)	Rodney Green, LAS (20.0 ppg, 5.0 rpg)
J. 21-27	Dionte Christmas, TU (32.0 ppg, 6 rpg) Kevin Lisch, SLU (28 points, 4 rebs, 4 assts)	Robert Mitchel, DUQ (17.0 ppg, 4.5 rpg)
J. 28-F. 3	Drew Lavender, XU (22.5 ppg, 7.5 apg, 6.0 rpg) Mark Tyndale, TU (27 points, 10 rebs, 4 assts)	Robert Mitchell, DUQ (19.5 ppg, 4.0 rpg)
F. 4-10	Dionte Christmas, TU (24.0 ppg, 20-of-33 from field) Stephane Lasme, UM (18 points, 12 rebs, 11 blks)	Kimmani Barrett, LAS (13.7 ppg, 5.0 rpg)
F. 11-17	Will Daniels, URI (20 ppg, 7.7 rpg) Mark Tyndale, TU (25 ppg, 8 rpg, 4 apg)	Damian Hollis, GW (14.5 ppg, 4 rpg)
F. 18-24	Drew Lavender, XU (24.5 ppg, 4.5 apg)	David Gonzalez, UR (16 ppg, 3 apg)
F. 25-M. 3	Bryant Dunston, FOR (22.5 ppg, 12 rpg) Ian Vouyoukas, SLU (23.5 ppg, 9.5 rpg)	Damian Hollis, GW (15 ppg, 8 rpg)

# 2006-07 ATLANTIC 10 INDIVIDUAL STATISTICS - OVERALL

<b>SCORING</b>			
	<b>G</b>	<b>PTS</b>	<b>AVG</b>
1. DIONTE CHRISTMAS (TU).....	30	600	20.0
2. MARK TYNDALE (TU).....	24	465	19.4
3. BRIAN ROBERTS (UD).....	31	573	18.5
4. De'Angelo Alexander (CHA).....	30	528	17.6
5. WILL DANIELS (URI).....	33	575	17.4
6. AHMAD NIVINS (SJU).....	31	516	16.6
7. Dustin Salisbury (TU).....	30	491	16.4
8. Robert Mitchell (DUQ).....	28	458	16.4
9. KIERON ACHARA (DUQ).....	23	363	15.8
10. MAUREECE RICE (GW).....	32	505	15.8
11. TOMMIE LIDDELL (SLU).....	33	507	15.4
12. MARCUS STOUT (FOR).....	30	460	15.3
13. KEVIN LISCH (SLU).....	32	477	14.9
14. Rashaun Freeman (UM).....	33	486	14.7
15. JIMMY BARON (URI).....	32	467	14.6
16. BRYANT DUNSTON (FOR).....	30	436	14.5
17. LEEMIRE GOLDWIRE (CHA).....	30	434	14.5
18. DARNELL HARRIS (LAS).....	30	420	14.0
19. PAT CALATHES (SJU).....	32	445	13.9
20. Justin Doellman (XU).....	34	465	13.7

<b>FG PERCENTAGE (min 5 FG/G)</b>				
	<b>G</b>	<b>FG</b>	<b>FGA</b>	<b>PCT</b>
1. AHMAD NIVINS (SJU).....	31	176	279	.631
2. Stephane Lasmé (UM).....	33	165	270	.611
3. Rashaun Freeman (UM).....	33	206	338	.609
4. MARK TYNDALE (TU).....	24	164	304	.539
5. KIERON ACHARA (DUQ).....	23	131	253	.518
6. WILL DANIELS (URI).....	33	180	367	.490
7. TOMMIE LIDDELL (SLU).....	33	183	386	.474
8. DIONTE CHRISTMAS (TU).....	30	192	412	.466
9. BRIAN ROBERTS (UD).....	31	179	386	.464
10. Robert Mitchell (DUQ).....	28	172	381	.451
11. MAUREECE RICE (GW).....	32	186	414	.449
12. MARCUS STOUT (FOR).....	30	157	368	.427
13. Dustin Salisbury (TU).....	30	169	398	.425
14. De'Angelo Alexander (CHA).....	30	177	443	.400

<b>3FG PERCENTAGE (min. 1.5 3FG/G)</b>				
	<b>G</b>	<b>FG</b>	<b>FGA</b>	<b>PCT</b>
1. JIMMY BARON (URI).....	32	97	203	.478
2. BRIAN ROBERTS (UD).....	31	82	179	.458
3. DREW LAVENDER (XU).....	34	54	120	.450
4. BRENTON BUTLER (FOR).....	49	114	243	.430
5. MAUREECE RICE (GW).....	32	64	149	.430
6. WILL DANIELS (URI).....	33	51	122	.418
7. DARNELL HARRIS (LAS).....	30	82	199	.412
8. KEVIN LISCH (SLU).....	32	67	164	.409
9. DIONTE CHRISTMAS (TU).....	30	88	220	.400
Robert Mitchell (DUQ).....	28	44	110	.400
11. LEEMIRE GOLDWIRE (CHA).....	30	91	231	.394
12. James Life (UM).....	33	87	223	.390
13. Monty Scott (UD).....	25	44	113	.389
14. MARCUS STOUT (FOR).....	30	74	196	.378
15. TYLER RELPH (SBU).....	29	66	177	.373

<b>FT PERCENTAGE (min. 2.5 FT/G)</b>				
	<b>G</b>	<b>FT</b>	<b>FTA</b>	<b>PCT</b>
1. LEEMIRE GOLDWIRE (CHA).....	30	95	105	.905
2. BRIAN ROBERTS (UD).....	31	133	148	.899
3. DIONTE CHRISTMAS (TU).....	30	128	147	.871
4. ZARRYON FERETI (SBU).....	24	64	74	.865
5. PAT CALATHES (SJU).....	32	110	130	.846
6. KEVIN LISCH (SLU).....	32	130	158	.823
7. KIMMANI BARRETT (LAS).....	30	91	112	.813
8. KIERON ACHARA (DUQ).....	23	84	105	.800
9. Justin Doellman (XU).....	34	95	120	.792
10. STANLEY BURRELL (XU).....	34	94	119	.790
11. De'Angelo Alexander (CHA).....	30	96	122	.787
12. Scott Grote (DUQ).....	29	73	93	.785
13. Carl Elliott (GW).....	32	105	134	.784
14. TOMMIE LIDDELL (SLU).....	33	92	120	.767
15. WILL DANIELS (URI).....	33	164	215	.763

Returning players in CAPS


<b>BLOCKS</b>			
	<b>G</b>	<b>BLK</b>	<b>AVG</b>
1. Stephane Lasmé (UM).....	33	168	5.09
2. KIERON ACHARA (DUQ).....	23	59	2.57
3. BRYANT DUNSTON (FOR).....	30	71	2.37
4. ROB DIGGS (GW).....	32	60	1.88
5. Ian Vouyoukas (SLU).....	33	57	1.73
6. Justin Doellman (XU).....	34	39	1.15
7. AHMAD NIVINS (SJU).....	31	32	1.03
8. ROB FERGUSON (SJU).....	32	30	0.94
9. SERGIO OLMOS (TU).....	29	27	0.93
10. PAT CALATHES (SJU).....	32	28	0.88
11. Monty Scott (UD).....	25	21	0.84
12. SHERMAN DIAZ (LAS).....	29	24	0.83
13. Darrell Harris (URI).....	29	23	0.79
14. Dokun Akingbade (GW).....	32	24	0.75
15. LAMONTE ULMER (URI).....	33	24	0.73

<b>REBOUNDING</b>					
	<b>G</b>	<b>OFF</b>	<b>DEF</b>	<b>TOT</b>	<b>AVG</b>
1. Stephane Lasmé (UM).....	33	126	189	315	9.5
2. E.J. Drayton (CHA).....	30	86	167	253	8.4
3. Rashaun Freeman (UM).....	33	122	151	273	8.3
4. AHMAD NIVINS (SJU).....	31	105	130	235	7.6
5. KAHMIE SEAWRIGHT (URI).....	32	106	135	241	7.5
6. Ian Vouyoukas (SLU).....	33	66	178	244	7.4
7. KIERON ACHARA (DUQ).....	23	66	101	167	7.3
8. Paul Williams (SBU).....	29	99	111	210	7.2
9. BRYANT DUNSTON (FOR).....	30	83	134	217	7.2
10. De'Angelo Alexander (CHA).....	30	91	124	215	7.2
11. PAT CALATHES (SJU).....	32	63	165	228	7.1
12. Dion Dacons (TU).....	30	63	145	208	6.9
13. TOMMIE LIDDELL (SLU).....	33	52	173	225	6.8
14. MARK TYNDALE (TU).....	24	50	110	160	6.7
15. MICHAEL LEE (SBU).....	29	63	116	179	6.2
16. GARY FORBES (UM).....	33	51	142	193	5.8
17. Mike St. John (LAS).....	30	43	129	172	5.7
18. WILL DANIELS (URI).....	33	54	132	186	5.6
19. YVES MEKONGO MBALA (LAS).....	30	69	99	168	5.6
20. Dokun Akingbade (GW).....	32	73	105	178	5.6

<b>ASSISTS</b>			
	<b>G</b>	<b>AST</b>	<b>AVG</b>
1. DREW LAVENDER (XU).....	34	164	4.82
2. Carl Elliott (GW).....	32	154	4.81
3. CHRIS LOWE (UM).....	32	134	4.19
4. Tiki Mayben (UM).....	31	127	4.10
5. KEVIN ANDERSON (FOR).....	30	121	4.03
6. AARON JACKSON (DUQ).....	29	110	3.79
7. PAT CALATHES (SJU).....	32	116	3.63
8. KEVIN LISCH (SLU).....	32	111	3.47
9. REGGIE JACKSON (DUQ).....	29	98	3.38
10. PARFAIT BITEE (URI).....	33	106	3.21
11. Brian Morris (UR).....	30	85	2.83
MARK TYNDALE (TU).....	24	68	2.83
13. Jermaine Calvin (SBU).....	24	67	2.79
14. Mike St. John (LAS).....	30	83	2.77
15. LEEMIRE GOLDWIRE (CHA).....	30	82	2.73

<b>STEALS</b>			
	<b>G</b>	<b>STL</b>	<b>AVG</b>
1. Carl Elliott (GW).....	32	83	2.59
2. MARCUS STOUT (FOR).....	30	49	1.63
3. Dustin Salisbury (TU).....	30	48	1.60
4. MARK TYNDALE (TU).....	24	37	1.54
5. TRAVIS KING (GW).....	32	47	1.47
6. James Life (UM).....	33	48	1.45
7. KEVIN ANDERSON (FOR).....	30	42	1.40
8. AARON JACKSON (DUQ).....	29	40	1.38
9. Regis Koundjia (GW).....	32	44	1.38
10. DIONTE CHRISTMAS (TU).....	30	41	1.37
11. REGGIE JACKSON (DUQ).....	29	39	1.34
12. MAUREECE RICE (GW).....	32	43	1.34
13. DREW LAVENDER (XU).....	34	45	1.32
14. LEEMIRE GOLDWIRE (CHA).....	30	39	1.30
15. D.J. RIVERA (SJU).....	32	41	1.28

# 2006-07 ATLANTIC 10 INDIVIDUAL STATISTICS - A-10 GAMES



## SCORING

	G	PTS	AVG
1. MARK TYNDALE (TU).....	16	341	21.3
2. DIONTE CHRISTMAS (TU).....	16	315	19.7
3. BRIAN ROBERTS (UD).....	16	305	19.1
4. AHMAD NIVINS (SJU).....	16	281	17.6
5. WILL DANIELS (URI).....	16	279	17.4
6. TOMMIE LIDDELL (SLU).....	16	277	17.3
7. De'Angelo Alexander (CHA).....	16	276	17.3
8. Dustin Salisbery (TU).....	16	270	16.9
9. MAUREECE RICE (GW).....	16	263	16.4
10. Robert Mitchell (DUQ).....	15	244	16.3
11. MARCUS STOUT (FOR).....	16	260	16.3
12. PAT CALATHES (SJU).....	16	257	16.1
13. KIERON ACHARA (DUQ).....	16	256	16.0
14. LEEMIRE GOLDWIRE (CHA).....	16	256	16.0
15. Justin Doellman (XU).....	16	249	15.6
16. KEVIN LISCH (SLU).....	15	231	15.4
17. BRYANT DUNSTON (FOR).....	16	242	15.1
Stephane Lasme (UM).....	16	242	15.1
19. JIMMY BARON (URI).....	16	238	14.9
20. GARY FORBES (UM).....	16	237	14.8

## FG PERCENTAGE (min 5 FG/G)

	G	FG	FGA	PCT
1. Stephane Lasme (UM).....	16	91	138	.659
2. AHMAD NIVINS (SJU).....	16	96	149	.644
3. BRYANT DUNSTON (FOR).....	16	83	136	.610
4. Rashaun Freeman (UM).....	16	104	173	.601
5. MARK TYNDALE (TU).....	16	125	227	.551
6. Justin Doellman (XU).....	16	85	162	.525
7. CHARLES LITTLE (UD).....	16	84	162	.519
8. KIERON ACHARA (DUQ).....	16	87	169	.515
9. TOMMIE LIDDELL (SLU).....	16	100	200	.500
10. PAT CALATHES (SJU).....	16	86	177	.486
11. BRIAN ROBERTS (UD).....	16	94	196	.480
12. MARCUS STOUT (FOR).....	16	93	195	.477
13. GARY FORBES (UM).....	16	81	174	.466
14. WILL DANIELS (URI).....	16	92	202	.455
15. Dustin Salisbery (TU).....	16	90	198	.455

## 3FG PERCENTAGE (min. 1.5 3FG/G)

	G	FG	FGA	PCT
1. DREW LAVENDER (XU).....	16	40	70	.571
2. PAT CALATHES (SJU).....	16	32	63	.508
3. TOMMIE LIDDELL (SLU).....	16	34	68	.500
4. BRIAN ROBERTS (UD).....	16	43	91	.473
5. KEVIN LISCH (SLU).....	15	37	80	.463
6. JIMMY BARON (URI).....	16	47	103	.456
7. LEEMIRE GOLDWIRE (CHA).....	16	59	131	.450
8. Justin Doellman (XU).....	16	25	58	.431
9. DARNELL HARRIS (LAS).....	16	42	99	.424
10. Brenton Butler (FOR).....	16	25	59	.424
11. Robert Mitchell (DUQ).....	15	27	65	.415
12. Monty Scott (UD).....	12	22	54	.407
13. JOE MBANG (URI).....	16	25	63	.397
14. Dustin Salisbery (TU).....	16	32	82	.390
15. MAUREECE RICE (GW).....	16	31	80	.388

## FT PERCENTAGE (min. 2.5 FT/G)

	G	FT	FTA	PCT
1. BRIAN ROBERTS (UD).....	16	74	80	.925
2. LEEMIRE GOLDWIRE (CHA).....	16	53	58	.914
3. JIMMY BARON (URI).....	16	43	49	.878
4. TOMMIE LIDDELL (SLU).....	16	43	51	.843
5. DIONTE CHRISTMAS (TU).....	16	63	75	.840
6. KEVIN LISCH (SLU).....	15	58	70	.829
7. PAT CALATHES (SJU).....	16	53	64	.828
8. KIMMANI BARRETT (LAS).....	16	69	84	.821
9. DREW LAVENDER (XU).....	16	55	67	.821
10. STANLEY BURRELL (XU).....	16	56	70	.800
11. KIERON ACHARA (DUQ).....	16	69	87	.793
De'Angelo Alexander (CHA).....	16	46	58	.793
13. WILL DANIELS (URI).....	16	77	99	.778
14. Justin Doellman (XU).....	16	54	70	.771
15. BRYANT DUNSTON (FOR).....	16	69	93	.742

## BLOCKS

	G	BLK	AVG
1. Stephane Lasme (UM).....	16	89	5.56
2. KIERON ACHARA (DUQ).....	16	43	2.69
3. BRYANT DUNSTON (FOR).....	16	41	2.56
4. ROB DIGGS (GW).....	16	29	1.81
5. Justin Doellman (XU).....	16	20	1.25
Ian Vouyoukas (SLU).....	16	20	1.25
7. ROB FERGUSON (SJU).....	16	16	1.00
8. PAT CALATHES (SJU).....	16	15	0.94
9. Darrell Harris (URI).....	12	11	0.92
Monty Scott (UD).....	12	11	0.92
11. E.J. Drayton (CHA).....	16	14	0.88
LAMONTE ULMER (URI).....	16	14	0.88
Courtney Williams (CHA).....	16	14	0.88
14. Justin Cage (XU).....	16	13	0.81
15. MICHAEL LEE (SBU).....	16	12	0.75
Paul Williams (SBU).....	16	12	0.75

## REBOUNDING

	G	OFF	DEF	TOT	AVG
1. Stephane Lasme (UM).....	16	67	86	153	9.6
2. Rashaun Freeman (UM).....	16	65	79	144	9.0
3. E.J. Drayton (CHA).....	16	46	87	133	8.3
4. PAT CALATHES (SJU).....	16	31	98	129	8.1
5. KIERON ACHARA (DUQ).....	16	48	76	124	7.8
6. AHMAD NIVINS (SJU).....	16	47	72	119	7.4
7. BRYANT DUNSTON (FOR).....	16	48	68	116	7.3
8. MARK TYNDALE (TU).....	16	36	77	113	7.1
9. De'Angelo Alexander (CHA).....	16	48	62	110	6.9
10. KAHM SEAWRIGHT (URI).....	15	49	53	102	6.8
11. WILL DANIELS (URI).....	16	27	76	103	6.4
12. Dion Dacons (TU).....	16	34	68	102	6.4
13. GARY FORBES (UM).....	16	31	70	101	6.3
Mike St. John (LAS).....	16	23	78	101	6.3
15. MICHAEL LEE (SBU).....	16	40	60	100	6.3
16. CHARLES LITTLE (UD).....	16	51	44	95	5.9
Paul Williams (SBU).....	16	42	53	95	5.9
18. TOMMIE LIDDELL (SLU).....	16	20	73	93	5.8
19. Brandon Cole (XU).....	16	37	54	91	5.7
ROB FERGUSON (SJU).....	16	40	51	91	5.7

## ASSISTS

	G	AST	AVG
1. Carl Elliott (GW).....	16	92	5.75
2. CHRIS LOWE (UM).....	16	82	5.13
3. DREW LAVENDER (XU).....	16	81	5.06
4. PAT CALATHES (SJU).....	16	68	4.25
5. KEVIN LISCH (SLU).....	15	58	3.87
6. KEVIN ANDERSON (FOR).....	16	58	3.63
7. Tiki Mayben (UM).....	15	53	3.53
8. AARON JACKSON (DUQ).....	16	56	3.50
9. REGGIE JACKSON (DUQ).....	16	54	3.38
Terron Diggs (SBU).....	16	52	3.25
MARK TYNDALE (TU).....	16	52	3.25
12. PARFAIT BITEE (URI).....	16	49	3.06
13. LEEMIRE GOLDWIRE (CHA).....	16	44	2.75
TOMMIE LIDDELL (SLU).....	16	44	2.75
MARCUS STOUT (FOR).....	16	44	2.75

## STEALS

	G	STL	AVG
1. Carl Elliott (GW).....	16	34	2.13
2. MARCUS STOUT (FOR).....	16	28	1.75
3. MARK TYNDALE (TU).....	16	27	1.69
4. REGGIE JACKSON (DUQ).....	16	26	1.63
DREW LAVENDER (XU).....	16	26	1.63
Dustin Salisbery (TU).....	16	26	1.63
7. James Life (UM).....	16	23	1.44
8. KEITH COTHRAN (URI).....	15	21	1.40
9. DIONTE CHRISTMAS (TU).....	16	22	1.38
SEMAJ INGE (TU).....	16	22	1.38
Regis Koundjia (GW).....	16	22	1.38
Brian Morris (UR).....	16	22	1.38
13. De'Angelo Alexander (CHA).....	16	21	1.31
KEVIN ANDERSON (FOR).....	16	21	1.31
15. KIERON ACHARA (DUQ).....	16	20	1.25
TRAVIS KING (GW).....	16	20	1.25
MAUREECE RICE (GW).....	16	20	1.25

Returning players in CAPS

# 2006-07 ATLANTIC 10 TEAM STATISTICS - OVERALL

## SCORING OFFENSE

Team	G	PTS	AVG
1. Duquesne	.29	2271	78.3
2. Massachusetts	.33	2551	77.3
3. Xavier	.34	2595	76.3
4. Rhode Island	.33	2511	76.1
5. Temple	.30	2251	75.0
6. La Salle	.30	2150	71.7
7. G. Washington	.32	2247	70.2
8. Charlotte	.30	2101	70.0
9. Saint Joseph's	.32	2162	67.6
10. St. Bonaventure	.29	1957	67.5
11. Dayton	.31	2075	66.9
12. Saint Louis	.33	2178	66.0
13. Fordham	.30	1964	65.5
14. Richmond	.30	1817	60.6

## SCORING DEFENSE

Team	G	PTS	AVG
1. Fordham	.30	1925	64.2
2. Saint Joseph's	.32	2061	64.4
3. G. Washington	.32	2067	64.6
4. Saint Louis	.33	2147	65.1
5. Xavier	.34	2228	65.5
6. Dayton	.31	2051	66.2
7. Richmond	.30	2046	68.2
8. Massachusetts	.33	2270	68.8
9. Charlotte	.30	2151	71.7
10. Temple	.30	2222	74.1
11. La Salle	.30	2241	74.7
12. Rhode Island	.33	2507	76.0
13. St. Bonaventure	.29	2261	78.0
14. Duquesne	.29	2450	84.5

## SCORING MARGIN

Team	G	OFF	DEF	+/-
1. Xavier	.34	76.3	65.5	+10.8
2. Massachusetts	.33	77.3	68.8	+8.5
3. G. Washington	.32	70.2	64.6	+5.6
4. Saint Joseph's	.32	67.6	64.4	+3.2
5. Fordham	.30	65.5	64.2	+1.3
6. Temple	.30	75.0	74.1	+1.0
7. Saint Louis	.33	66.0	65.1	+0.9
8. Dayton	.31	66.9	66.2	+0.8
9. Rhode Island	.33	76.1	76.0	+0.1
10. Charlotte	.30	70.0	71.7	-1.7
11. La Salle	.30	71.7	74.7	-3.0
12. Duquesne	.29	78.3	84.5	-6.2
13. Richmond	.30	60.6	68.2	-7.6
14. St. Bonaventure	.29	67.5	78.0	-10.5

## FIELD GOAL PERCENTAGE

Team	G	FG	FGA	PCT
1. Massachusetts	.33	926	1941	.477
2. Xavier	.34	849	1784	.476
3. Saint Joseph's	.32	751	1620	.464
4. Temple	.30	785	1708	.460
5. Rhode Island	.33	864	1885	.458
6. La Salle	.30	771	1683	.458
7. G. Washington	.32	824	1799	.458
8. Saint Louis	.33	776	1699	.457
9. Richmond	.30	655	1443	.454
10. Dayton	.31	737	1654	.446
11. Duquesne	.29	805	1833	.439
12. Fordham	.30	679	1556	.436
13. St. Bonaventure	.29	668	1621	.412
14. Charlotte	.30	700	1736	.403

## FG PERCENTAGE DEFENSE

Team	G	FG	FGA	PCT
1. Saint Louis	.33	771	1905	.405
2. Massachusetts	.33	784	1935	.405
3. G. Washington	.32	693	1678	.413
4. Xavier	.34	826	1917	.431
5. Fordham	.30	677	1566	.432
6. Dayton	.31	711	1642	.433
7. Saint Joseph's	.32	725	1643	.441
8. Temple	.30	756	1712	.442
9. Rhode Island	.33	905	1993	.454
10. La Salle	.30	782	1706	.458
11. Charlotte	.30	731	1583	.462
12. Richmond	.30	668	1408	.474
13. St. Bonaventure	.29	838	1721	.487
14. Duquesne	.29	881	1736	.507

## 3-FG PERCENTAGE

Team	G	FG	FGA	PCT
1. Rhode Island	.33	248	635	.391
2. Xavier	.34	269	689	.390
3. Dayton	.31	196	515	.381
4. Saint Joseph's	.32	175	467	.375
5. G. Washington	.32	171	465	.368
6. Temple	.30	243	662	.367
7. Saint Louis	.33	189	515	.367
8. Fordham	.30	188	526	.357
9. La Salle	.30	163	461	.354
10. Richmond	.30	206	589	.350
11. Massachusetts	.33	197	577	.341
12. St. Bonaventure	.29	191	568	.336
13. Charlotte	.30	261	786	.332
14. Duquesne	.29	239	722	.331

## FREE THROW PERCENTAGE

Team	G	FT	FTA	PCT
1. Duquesne	.29	422	568	.743
2. Xavier	.34	628	847	.741
3. Saint Louis	.33	437	603	.725
4. Saint Joseph's	.32	485	671	.723
5. Rhode Island	.33	535	741	.722
6. Temple	.30	438	618	.709
7. Charlotte	.30	440	628	.701
8. G. Washington	.32	428	611	.700
9. Dayton	.31	405	583	.695
10. La Salle	.30	445	648	.687
11. Fordham	.30	418	624	.670
12. St. Bonaventure	.29	430	644	.668
13. Richmond	.30	301	463	.650
14. Massachusetts	.33	502	808	.621

## REBOUNDING MARGIN

Team	G	OFF	DEF	+/-
1. Massachusetts	.33	40.4	32.8	+7.7
2. La Salle	.30	36.3	31.7	+4.6
3. Saint Joseph's	.32	33.5	29.6	+3.9
4. Xavier	.34	33.7	31.3	+2.4
5. Rhode Island	.33	35.9	33.5	+2.4
6. Charlotte	.30	35.8	33.6	+2.2
7. Saint Louis	.33	34.6	33.1	+1.5
8. G. Washington	.32	34.1	33.3	+0.8
9. Dayton	.31	33.0	32.7	+0.4
10. Fordham	.30	31.6	34.4	-2.7
11. St. Bonaventure	.29	33.5	37.0	-3.5
12. Temple	.30	32.3	36.8	-4.5
13. Duquesne	.29	32.4	38.1	-5.7
14. Richmond	.30	24.0	34.1	-10.1

## ASSISTS

Team	G	AST	AVG
1. Duquesne	.29	465	16.03
2. Massachusetts	.33	522	15.82
3. Xavier	.34	508	14.94
4. Temple	.30	439	14.63
5. G. Washington	.32	462	14.44
6. La Salle	.30	427	14.23
7. Fordham	.30	409	13.63
8. Rhode Island	.33	449	13.61
9. Saint Louis	.33	448	13.58
10. Saint Joseph's	.32	423	13.22
11. Richmond	.30	389	12.97
12. St. Bonaventure	.29	373	12.86
13. Dayton	.31	384	12.39
14. Charlotte	.30	368	12.27

## STEALS

Team	G	STL	AVG
1. G. Washington	.32	292	9.13
2. Temple	.30	227	7.57
3. Duquesne	.29	217	7.48
4. Fordham	.30	220	7.33
5. Massachusetts	.33	226	6.85
6. La Salle	.30	190	6.33
7. Saint Joseph's	.32	196	6.13
8. Richmond	.30	183	6.10
9. Xavier	.34	191	5.62
10. Charlotte	.30	164	5.47
11. Rhode Island	.33	178	5.39
12. St. Bonaventure	.29	152	5.24
13. Dayton	.31	146	4.71
14. Saint Louis	.33	152	4.61

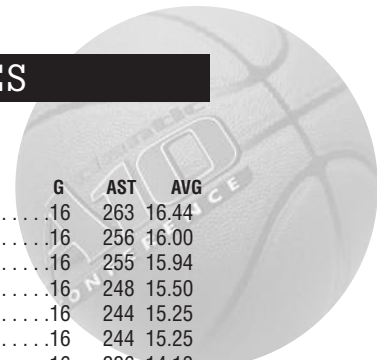
## BLOCKS

Team	G	BLK	AVG
1. Massachusetts	.33	246	7.45
2. George Washington	.32	142	4.44
3. Saint Louis	.33	142	4.30
4. Fordham	.30	123	4.10
5. Saint Joseph's	.32	126	3.94
6. Xavier	.34	120	3.53
7. Duquesne	.29	102	3.52
8. Rhode Island	.33	104	3.15
9. St. Bonaventure	.29	89	3.07
10. Dayton	.31	90	2.90
11. Temple	.30	86	2.87
12. Richmond	.30	67	2.23
13. Charlotte	.30	63	2.10
14. La Salle	.30	60	2.00

## TURNOVER MARGIN

Team	G	OFF	DEF	+/-
1. G. Washington	.32	13.9	16.8	+2.94
2. Duquesne	.29	14.9	16.7	+1.72
3. Charlotte	.30	12.7	14.3	+1.53
4. Temple	.30	12.6	14.2	+1.53
Fordham	.30	14.2	15.7	+1.53
6. Xavier	.34	12.6	14.1	+1.50
7. Richmond	.30	12.9	14.2	+1.33
8. Dayton	.31	14.1	14.1	+0.00
9. Massachusetts	.33	16.1	14.5	-1.55
10. St. Bonaventure	.29	15.0	13.2	-1.76
11. Saint Joseph's	.32	14.8	13.0	-1.81
12. Rhode Island	.33	14.8	12.8	-2.00
13. Saint Louis	.33	13.2	10.5	-2.76
14. La Salle	.30	15.9	12.9	-3.07

# 2006-07 ATLANTIC 10 TEAM STATISTICS - ATLANTIC 10 GAMES



## SCORING OFFENSE

Team	G	PTS	AVG
1. Duquesne	.16	1327	82.9
2. Temple	.16	1281	80.1
Xavier	.16	1281	80.1
4. Massachusetts	.16	1272	79.5
5. Rhode Island	.16	1198	74.9
6. Saint Joseph's	.16	1159	72.4
7. G. Washington	.16	1153	72.1
8. La Salle	.16	1137	71.1
9. Charlotte	.16	1119	69.9
10. Dayton	.16	1116	69.8
11. St. Bonaventure	.16	1102	68.9
12. Saint Louis	.16	1070	66.9
13. Fordham	.16	1050	65.6
14. Richmond	.16	944	59.0

## SCORING DEFENSE

Team	G	PTS	AVG
1. Fordham	.16	1019	63.7
2. Saint Louis	.16	1066	66.6
3. Xavier	.16	1073	67.1
4. Saint Joseph's	.16	1077	67.3
5. Richmond	.16	1098	68.6
6. Massachusetts	.16	1099	68.7
7. G. Washington	.16	1113	69.6
8. Dayton	.16	1124	70.2
9. Charlotte	.16	1126	70.4
10. Rhode Island	.16	1176	73.5
11. La Salle	.16	1254	78.4
12. Temple	.16	1261	78.8
13. St. Bonaventure	.16	1301	81.3
14. Duquesne	.16	1422	88.9

## SCORING MARGIN

Team	G	OFF	DEF	+/-
1. Xavier	.16	80.1	67.1	+13.0
2. Massachusetts	.16	79.5	68.7	+10.8
3. Saint Joseph's	.16	72.4	67.3	+5.1
4. G. Washington	.16	72.1	69.6	+2.5
5. Fordham	.16	65.6	63.7	+1.9
6. Rhode Island	.16	74.9	73.5	+1.4
7. Temple	.16	80.1	78.8	+1.2
8. Saint Louis	.16	66.9	66.6	+0.2
9. Charlotte	.16	69.9	70.4	-0.4
10. Dayton	.16	69.8	70.2	-0.5
11. Duquesne	.16	82.9	88.9	-5.9
12. La Salle	.16	71.1	78.4	-7.3
13. Richmond	.16	59.0	68.6	-9.6
14. St. Bonaventure	.16	68.9	81.3	-12.4

## FIELD GOAL PERCENTAGE

Team	G	FG	FGA	PCT
1. Xavier	.16	406	827	.491
2. Saint Joseph's	.16	410	840	.488
3. Massachusetts	.16	466	979	.476
4. G. Washington	.16	426	904	.471
5. Temple	.16	446	947	.471
6. Saint Louis	.16	380	811	.469
7. Rhode Island	.16	417	896	.465
8. Dayton	.16	407	887	.459
9. Fordham	.16	372	816	.456
10. La Salle	.16	401	899	.446
11. Richmond	.16	348	786	.443
12. Duquesne	.16	457	1052	.434
13. St. Bonaventure	.16	373	882	.423
14. Charlotte	.16	377	906	.416

## FG PERCENTAGE DEFENSE

Team	G	FG	FGA	PCT
1. Massachusetts	.16	379	955	.397
2. Fordham	.16	353	853	.414
3. Saint Louis	.16	378	882	.429
4. Xavier	.16	396	888	.446
5. Rhode Island	.16	425	953	.446
6. Dayton	.16	385	862	.447
7. Saint Joseph's	.16	390	873	.447
8. G. Washington	.16	373	834	.447
9. La Salle	.16	435	939	.463
10. Charlotte	.16	400	833	.480
11. Temple	.16	434	900	.482
12. Richmond	.16	349	713	.489
13. St. Bonaventure	.16	482	955	.505
14. Duquesne	.16	507	992	.511

## 3-FG PERCENTAGE

Team	G	FG	FGA	PCT
1. Xavier	.16	142	325	.437
2. Saint Joseph's	.16	100	239	.418
3. Saint Louis	.16	107	259	.413
4. Dayton	.16	107	265	.404
5. Temple	.16	138	369	.374
6. G. Washington	.16	90	241	.373
7. Rhode Island	.16	112	303	.370
8. Fordham	.16	101	283	.357
9. Charlotte	.16	144	406	.355
10. La Salle	.16	86	247	.348
11. St. Bonaventure	.16	102	306	.333
12. Massachusetts	.16	96	291	.330
13. Richmond	.16	105	319	.329
14. Duquesne	.16	143	436	.328

## FREE THROW PERCENTAGE

Team	G	FT	FTA	PCT
1. Saint Louis	.16	203	264	.769
2. Duquesne	.16	270	354	.763
3. Saint Joseph's	.16	239	316	.756
4. Xavier	.16	327	437	.748
5. Temple	.16	251	342	.734
6. Dayton	.16	195	270	.722
7. Rhode Island	.16	252	350	.720
8. La Salle	.16	249	352	.707
9. St. Bonaventure	.16	254	365	.696
10. Charlotte	.16	221	319	.693
11. G. Washington	.16	211	309	.683
12. Fordham	.16	205	308	.666
13. Richmond	.16	143	223	.641
14. Massachusetts	.16	244	385	.634

## REBOUNDING MARGIN

Team	G	OFF	DEF	+/-
1. Massachusetts	.16	42.5	32.0	+10.5
2. Saint Joseph's	.16	34.5	28.6	+5.9
3. La Salle	.16	35.9	32.8	+3.1
4. Dayton	.16	34.0	31.1	+2.9
5. Xavier	.16	32.8	30.8	+2.1
6. Charlotte	.16	34.5	32.7	+1.8
7. G. Washington	.16	33.4	32.2	+1.2
8. Rhode Island	.16	34.5	33.7	+0.8
9. Saint Louis	.16	31.7	31.1	+0.6
10. St. Bonaventure	.16	33.2	35.2	-2.1
11. Fordham	.16	31.3	34.1	-2.7
12. Temple	.16	31.8	34.9	-3.2
13. Duquesne	.16	33.4	40.5	-7.1
14. Richmond	.16	21.5	35.2	-13.7

## ASSISTS

Team	G	AST	AVG
1. Massachusetts	.16	263	16.44
2. Duquesne	.16	256	16.00
3. Xavier	.16	255	15.94
4. G. Washington	.16	248	15.50
5. Saint Joseph's	.16	244	15.25
Temple	.16	244	15.25
7. Fordham	.16	226	14.13
8. Charlotte	.16	221	13.81
Saint Louis	.16	221	13.81
10. Rhode Island	.16	216	13.50
11. La Salle	.16	208	13.00
12. St. Bonaventure	.16	206	12.88
13. Richmond	.16	205	12.81
14. Dayton	.16	201	12.56

## STEALS

Team	G	STL	AVG
1. Duquesne	.16	129	8.06
2. G. Washington	.16	127	7.94
3. Temple	.16	124	7.75
4. Fordham	.16	115	7.19
5. Richmond	.16	112	7.00
6. Xavier	.16	96	6.00
7. Massachusetts	.16	95	5.94
8. La Salle	.16	88	5.50
Rhode Island	.16	88	5.50
10. Charlotte	.16	81	5.06
11. Saint Joseph's	.16	77	4.81
12. St. Bonaventure	.16	70	4.38
13. Saint Louis	.16	66	4.13
14. Dayton	.16	56	3.50

## BLOCKS

Team	G	BLK	AVG
1. Massachusetts	.16	126	7.88
2. Duquesne	.16	68	4.25
3. Fordham	.16	65	4.06
4. G. Washington	.16	61	3.81
Saint Joseph's	.16	61	3.81
6. Xavier	.16	59	3.69
7. Rhode Island	.16	51	3.19
8. Saint Louis	.16	48	3.00
9. St. Bonaventure	.16	44	2.75
10. Charlotte	.16	40	2.50
Dayton	.16	40	2.50
12. Temple	.16	35	2.19
13. Richmond	.16	32	2.00
14. La Salle	.16	30	1.88

## TURNOVER MARGIN

Team	G	OFF	DEF	+/-
1. Richmond	.16	11.1	15.1	+4.00
2. Duquesne	.16	14.7	18.1	+3.44
3. Xavier	.16	11.6	14.4	+2.75
4. Temple	.16	12.2	14.1	+1.88
5. G. Washington	.16	13.7	15.3	+1.56
6. Charlotte	.16	12.8	13.7	+0.88
7. Fordham	.16	13.4	14.2	+0.81
8. Rhode Island	.16	13.6	12.7	-0.94
9. Dayton	.16	14.0	12.8	-1.19
10. Massachusetts	.16	14.4	12.8	-1.56
11. Saint Louis	.16	11.6	9.4	-2.19
12. Saint Joseph's	.16	13.0	10.6	-2.38
13. St. Bonaventure	.16	15.1	11.9	-3.25
14. La Salle	.16	15.3	11.5	-3.81

# 2006-07 SUPERLATIVES: TOP INDIVIDUAL PERFORMANCES

## POINTS

37	Mark Tyndale (TU) vs. Charlotte	2/24/07
35	De'Angelo Alexander (CHA) vs. Fordham	2/10/07
34	Dionte Christmas (TU) at Pennsylvania	1/24/07
34	Brian Roberts (UD) vs. La Salle	1/13/07
34	Dustin Salisbery (TU) vs. Western Michigan	12/5/06

## FIELD GOALS

14	Mark Tyndale (TU) vs. Charlotte	2/24/07
13	Bryant Dunston (FOR) vs. Rhode Island	2/3/07
13	Robert Mitchell (DUQ) at Robert Morris	12/2/06
12	Nine times	

## FIELD GOAL ATTEMPTS

26	De'Angelo Alexander (CHA) vs. Wyoming	12/23/06
25	Maureece Rice (GW) at Massachusetts	1/10/07
24	Zarryon Fereti (SBU) vs. Duquesne	2/3/07
23	Gary Forbes (UM) at Temple	2/11/07
23	Robert Mitchell (DUQ) at Massachusetts	1/21/07

## FIELD GOAL PERCENTAGE

1.000	(9-9)	Ruben Guillaudeaux (LAS) vs. Niagara	12/30/06
1.000	(8-8)	Justin Cage (XU) vs. Ohio State	3/17/07
1.000	(7-7)	E.J. Drayton (CHA) vs. La Salle	1/31/07
1.000	(6-6)	Justin Cage (XU) vs. Dayton	3/8/07
1.000	(6-6)	E.J. Drayton (CHA) vs. Louisiana-Lafayette	2/13/07
1.000	(6-6)	Gary Tucker (DUQ) at St. Bonaventure	2/3/07
1.000	(6-6)	Kieron Achara (DUQ) vs. West Virginia	12/9/06

## 3-POINT FIELD GOALS

8	Darnell Harris (LAS) vs. Pennsylvania	1/18/07
8	Tommie Liddell (SLU) at Temple	1/17/07
8	Jimmy Baron (URI) vs. Brown	12/5/06
7	Leemire Goldwire (CHA) vs. Richmond	2/7/07
7	Drew Lavender (XU) vs. Charlotte	2/3/07
7	Leemire Goldwire (CHA) vs. Dayton	1/17/07

## 3-POINT FIELD GOAL ATTEMPTS

16	Zarryon Fereti (SBU) vs. Duquesne	2/3/07
16	James Life (UM) vs. Duquesne	1/21/07
15	Dionte Christmas (TU) at Fordham	3/3/07
14	Leemire Goldwire (CHA) vs. Dayton	3/7/07
14	Leemire Goldwire (CHA) vs. La Salle	1/31/07
14	Darnell Harris (LAS) vs. Pennsylvania	1/18/07

## 3-POINT FIELD GOAL PERCENTAGE

1.000	(6-6)	Brenton Butler (FOR) vs. Rhode Island	3/8/07
1.000	(6-6)	Marcus Stout (FOR) at Duquesne	1/14/07
1.000	(5-5)	Mark Tyndale (TU) vs. Charlotte	2/24/07
1.000	(5-5)	Drew Lavender (XU) at St. Bonaventure	1/24/07
.889	(8-9)	Jimmy Baron (URI) vs. Brown	12/5/06

## FREE THROWS

14	Ahmad Nivins (SJU) vs. George Washington	3/8/07
13	A.J. Hawkins (SBU) at Duquesne	2/24/07
13	De'Angelo Alexander (CHA) vs. North Texas	11/12/06
12	Kieron Achara (DUQ) vs. St. Bonaventure	2/24/07
12	E.J. Drayton (CHA) vs. La Salle	1/31/07
12	Mark Tyndale (TU) vs. Lafayette	12/28/06
12	Kahiem Seawright (URI) vs. Houston	11/13/06
12	Leemire Goldwire (CHA) vs. Hofstra	11/11/06
12	Zarryon Fereti (SBU) vs. Alcorn State	11/10/06

## FREE THROW ATTEMPTS

18	Ahmad Nivins (SJU) vs. George Washington	3/8/07
16	A.J. Hawkins (SBU) at Duquesne	2/24/07
16	Paul Williams (SBU) vs. Saint Joseph's	2/17/07
16	E.J. Drayton (CHA) vs. Wofford	12/31/06
16	De'Angelo Alexander (CHA) vs. North Texas	11/12/06

## FREE THROW PERCENTAGE

1.000	(12-12)	Leemire Goldwire (CHA) vs. Hofstra	11/11/06
1.000	(11-11)	Carl Elliott (GW) at Boston University	11/10/06
1.000	(10-10)	Leemire Goldwire (CHA) vs. La Salle	1/31/07
1.000	(10-10)	Maureece Rice (GW) vs. Rhode Island	1/27/07
1.000	(10-10)	Stanley Burrell (XU) vs. Kansas State	1/3/07

## REBOUNDS

19	Kahiem Seawright (URI) vs. Houston	11/13/06
17	Stephane Lasme (UM) vs. Duquesne	1/1/07
17	Tommie Liddell (SLU) vs. Quincy	11/11/06
16	Derrick Brown (XU) vs. Brigham Young	3/15/07
16	Charles Little (UD) at Temple	2/28/07
16	Mark Tyndale (TU) vs. St. Bonaventure	2/7/07
16	Gary Forbes (UM) vs. Richmond	2/3/07
16	Stephane Lasme (UM) vs. Yale	12/28/06

## ASSISTS

11	Carl Elliott (GW) at Dayton	1/31/07
11	Tiki Mayben (UM) vs. Dartmouth	11/11/06
10	Carlos Williams (CHA) at Duquesne	2/21/07
10	Carl Elliott (GW) vs. Temple	2/17/07
10	Mike St. John (LAS) at Central Connecticut	12/16/06


## STEALS

7	Reggie Jackson (DUQ) at Saint Louis	1/6/07
7	Keith Cothran (URI) at Ohio	12/27/06
7	Carl Elliott (GW) vs. Maryland-Baltimore County	12/12/06
6	Kevin Anderson (FOR) at Maryland	12/6/06
6	D.J. Rivera (SJU) vs. Bellarmine	12/8/06
6	Carlos Williams (CHA) at Indiana	12/2/06
6	Travis King (GW) at Kennesaw State	11/21/06

## BLOCKS

11	Stephane Lasme (UM) vs Rhode Island	2/8/07
11	Stephane Lasme (UM) vs. George Washington	1/10/07
11	Stephane Lasme (UM) vs. St. Francis (N.Y.)	11/22/06
10	Stephane Lasme (UM) vs. La Salle	2/28/07
9	Stephane Lasme (UM) vs. Alabama	3/13/07
9	Stephane Lasme (UM) at La Salle	1/6/07

## 2006-07 SUPERLATIVES: TOP TEAM PERFORMANCES



### POINTS

111	Rhode Island at Duquesne	2/11/07
111	Duquesne at La Salle	2/7/07
111	Duquesne at St. Bonaventure	2/3/07
109	Temple vs. St. Bonaventure	2/7/07
105	La Salle vs. Duquesne	2/7/07

### FIELD GOALS

46	Rhode Island at Duquesne	2/11/07
43	Duquesne at St. Bonaventure	2/3/07
41	Temple vs. St. Bonaventure	2/7/07
40	Massachusetts vs. La Salle	2/28/07
39	Massachusetts vs. Dartmouth	11/11/06

### FIELD GOAL ATTEMPTS

88	Duquesne vs. Rhode Island	2/11/07
83	Duquesne at St. Bonaventure	2/3/07
78	Duquesne at Boston College	12/28/06
77	George Washington at Massachusetts	1/10/07
76	Rhode Island at Duquesne	2/11/07
76	Duquesne at La Salle	2/7/07
76	Duquesne vs. Xavier	1/31/07
76	Duquesne at Massachusetts	1/21/07

### FIELD GOAL PERCENTAGE

.718	(28-39) Richmond vs. Longwood	11/20/06
.690	(29-42) Fordham at Duquesne	1/14/07
.674	(29-43) Temple at Richmond	1/31/07
.642	(34-53) Xavier at St. Bonaventure	1/24/07
.636	(28-44) Xavier vs. Charlotte	2/3/07

### 3-POINT FIELD GOALS

16	Xavier vs. Charlotte	2/3/07
15	Richmond vs. Rhode Island	3/3/07
15	Saint Louis at Temple	1/17/07
15	Xavier at Fordham	1/11/07
14	Duquesne vs. Rhode Island	2/11/07
14	Duquesne at St. Bonaventure	2/3/07

### 3-POINT FIELD GOAL ATTEMPTS

44	Duquesne vs. Rhode Island	2/11/07
38	Duquesne at St. Bonaventure	2/24/07
37	Charlotte at Houston	12/21/06
37	Charlotte at Mississippi State	11/29/06
37	Charlotte at Syracuse	11/22/06

### 3-POINT FIELD GOAL PERCENTAGE

.800	(8-10) Fordham at Duquesne	1/14/07
.750	(12-16) Saint Louis vs. Louisiana Tech	11/17/06
.700	(7-10) Saint Louis at Saint Joseph's	2/1/07
.692	(9-13) La Salle vs. Duquesne	2/7/07
.688	(11-16) Richmond vs. Longwood	11/20

### FREE THROWS

37	La Salle vs. Richmond	1/24/07
37	Rhode Island vs. Centenary	11/19/06
33	Xavier vs. Richmond	2/17/07
33	Massachusetts vs. Richmond	2/3/07
33	Rhode Island vs. Massachusetts	1/24/07

### FREE THROW ATTEMPTS

47	La Salle vs. Richmond	1/24/07
44	Rhode Island vs. Centenary	11/19/06
44	Rhode Island vs. Houston	11/13/06
43	Xavier vs. Richmond	2/17/07
43	Massachusetts vs. Richmond	2/3/07
43	Rhode Island vs. Massachusetts	1/24/07

### FREE THROW PERCENTAGE

1.000	(13-13) Temple at Richmond	1/31/07
1.000	(12-12) Saint Louis vs. Duquesne	1/6/07
1.000	(8-8) Temple at La Salle	2/14/07
1.000	(8-8) Duquesne vs. Xavier	1/31/07
1.000	(7-7) Saint Joseph's vs. Duquesne	1/3/07

### REBOUNDS

56	Rhode Island vs. Houston	11/13/06
55	Massachusetts vs. Duquesne	1/21/07
54	Massachusetts vs. La Salle	2/28/07
54	La Salle vs. Richmond	1/24/07
52	St. Bonaventure at Duquesne	2/24/07

### ASSISTS

30	Rhode Island at Duquesne	2/11/07
28	Saint Joseph's vs. Duquesne	1/3/07
26	Charlotte at Duquesne	2/21/07
26	Xavier vs. Western Carolina	12/2/06
25	Rhode Island vs. Saint Louis	2/14/07

### STEALS

19	George Washington vs. Dartmouth	11/14/06
17	George Washington vs. Maryland-Baltimore County	12/12/06
16	Saint Joseph's vs. Bellarmine	12/8/06
16	Fordham vs. Iona	12/3/06
14	Temple at George Washington	2/17/07
14	George Washington vs. Saint Joseph's	1/24/07
14	George Washington vs. Fordham	1/3/07
14	Fordham at Maryland	12/6/06
14	Massachusetts at Jacksonville State	11/25/06

### BLOCKS

16	Massachusetts vs. St. Francis (N.Y.)	11/22/06
15	Massachusetts vs. La Salle	2/28/07
14	George Washington at Kennesaw State	11/21/06
13	Massachusetts vs. Rhode Island	2/8/07
13	Massachusetts vs. George Washington	1/10/07



## NCAA STATISTICAL LEADERS

### INDIVIDUAL Scoring

	Dionte Christmas (TU).....	25th
	Mark Tyndale (TU).....	32nd
<b>Rebounding</b>	Stephane Lasme (UM).....	18th
	E.J. Drayton (CHA).....	47th
<b>Field Goal %</b>	Ahmad Nivins (SJU).....	10th
	Stephane Lasme (UM).....	14th
	Rashaun Freeman (UM).....	16th
<b>3-Field Goal %</b>	Jimmy Baron (URI).....	4th
	Brian Roberts (UD).....	11th
	Darnell Harris (LAS).....	43rd
<b>Free Throw %</b>	Leemire Goldwire (CHA).....	Tie 7th
	Brian Roberts (UD).....	10th
	Dionte Christmas (TU).....	22nd
	Zarryon Fereti (SBU).....	26th
	Pat Calathes (SJU).....	48th
<b>Steals</b>	Carl Elliott (GW).....	12th
<b>Blocks</b>	Stephane Lasme (UM).....	2nd
	Kieron Achara (DUQ).....	16th
	Bryant Dunston (FOR).....	23rd
<b>3-FG/Game*</b>	Leemire Goldwire (CHA).....	25th
	Jimmy Baron (URI).....	26th
	Dionte Christmas (TU).....	Tie 34th

### TEAM

<b>Winning %</b>	Xavier.....	Tie 28th
	Massachusetts.....	Tie 34th
	George Washington.....	Tie 36th
<b>Scoring Offense</b>	Duquesne.....	21st
	Massachusetts.....	31st
	Xavier.....	38th
	Rhode Island.....	42nd
<b>Scoring Margin</b>	Xavier.....	16th
	Massachusetts.....	28th
<b>Field Goal %</b>	Massachusetts.....	32nd
	Xavier.....	36th
<b>FG % Defense</b>	Saint Louis.....	32nd
	Massachusetts.....	33rd
<b>3pt. Field Goal %</b>	Rhode Island.....	28th
	Xavier.....	30th
	Dayton.....	48th
<b>Free Throw %</b>	Duquesne.....	24th
	Xavier.....	28th
<b>Steals</b>	George Washington.....	20th
<b>Blocks</b>	Massachusetts.....	3rd
	George Washington.....	50th
<b>Assists</b>	Duquesne.....	30th
	Massachusetts.....	35th
<b>Reb. Margin</b>	Massachusetts.....	5th
	La Salle.....	39th
<b>3-FG/Game</b>	Charlotte.....	23rd
	Duquesne.....	32nd
	Temple.....	38th
	Xavier.....	46th

## TOP 25

### Associated Press

Ohio State.....	1	Florida
Kansas.....	2	Ohio State
Florida.....	3	UCLA
North Carolina.....	4	Georgetown
Memphis.....	5	Kansas/N. Carolina
Wisconsin.....	6	
UCLA.....	7	Memphis
Georgetown.....	8	Oregon
Texas A & M.....	9	Texas A & M
Oregon.....	10	Pittsburgh
Texas.....	11	S. Illinois/Wisconsin
Pittsburgh.....	12	
Washington State.....	13	Butler
Southern Illinois.....	14	UNLV
Nevada.....	15	USC
Louisville.....	16	Texas
Notre Dame.....	17	Washington State
Maryland.....	18	Tennessee
UNLV.....	19	Vanderbilt
Marquette.....	20	Louisville
Butler.....	21	Nevada
Winthrop.....	22	Winthrop
USC.....	23	Maryland
Brigham Young.....	24	Virginia
Tennessee.....	25	Virginia Tech
<b>Xavier, G. Washington.....</b>	<b>ARV</b>	<b>Xavier</b>

### ESPN/USA Today

## ATLANTIC 10 NON-CONFERENCE (104-85)

America East.....	6-3	Mid-Eastern Athletic.....	5-2
Atlantic Coast.....	2-9	Missouri Valley.....	2-2
Atlantic Sun.....	1-1	Mountain West.....	3-1
Big East.....	5-16	Northeast.....	10-2
Big Sky.....	0-0	Ohio Valley.....	3-0
Big South.....	3-2	Pacific-10.....	1-1
Big Ten.....	1-3	Patriot.....	6-2
Big Twelve.....	1-3	Southeastern.....	3-5
Big West.....	2-0	Southern.....	3-2
Colonial Athletic.....	5-7	Southland.....	2-0
Conference USA.....	4-4	Southwestern Athletic.....	2-0
Horizon.....	3-1	Sun Belt.....	1-2
Ivy.....	7-2	West Coast.....	1-0
Metro Atlantic Athletic.....	5-5	Western Athletic.....	1-0
Mid-American.....	4-8	Independents.....	4-1
Mid-Continent.....	4-1	Non-Division I.....	4-0

## 30-POINT GAMES

There were 16 30-point efforts by ten different players in the Atlantic 10 last season. Below is a look at those performances:

37	Mark Tyndale (TU) vs. Charlotte (2/24/07)
35	De'Angelo Alexander (CHA) vs. Fordham (2/10/07)
34	Dionte Christmas (TU) at Pennsylvania (1/24/07)
34	Brian Roberts (UD) vs. La Salle (1/13/07)
34	Dustin Salisbery (TU) vs. Western Michigan (12/4/06)
33	Mark Tyndale (TU) at George Washington (2/17/07)
32	Darnell Harris (LAS) vs. Pennsylvania (1/18/07)
31	Gary Forbes (UM) at Temple (2/11/07)
31	Dionte Christmas (TU) vs. St. Bonaventure (2/7/07)
31	Drew Lavender (XU) vs. Charlotte (2/3/07)
31	Dionte Christmas (TU) vs. Rhode Island (1/20/07)
30	Dionte Christmas (TU) vs. Massachusetts (2/11/07)
30	Dionte Christmas (TU) at Duquesne (1/27/07)
30	Leemire Goldwire (CHA) vs. Dayton (1/17/07)
30	Maureece Rice (GW) at Massachusetts (1/10/07)
30	Brian Roberts (UD) vs. North Carolina A & T (11/15/06)