


# HISTORY OF SUN DEVIL GYMNASTICS

SUN DEVIL RECORD





# Accolades

## ALL-AMERICANS

1979	Pam Godward (BB)
1980	Pam Godward (BB)
1981	Jeri Cameron (V, UB)
1982	Jeri Cameron (AA, UB)
1983	Jackie Brummer (UB) Jeri Cameron (UB) Kim Neal (FX)
1984	Lisa Zeis (FX, BB) Jackie Brummer (UB) Kim Neal (FX)
1985	Lisa Zeis (AA, BB, FX) Shari Mann (V) Kim Neal (V, UB, FX, AA) Becky Rashoff (FX, BB) Lisa Zeis (BB)
1986	Jackie Brummer (AA, BB, UB) Shari Mann (V) Kim Neal (AA, V, UB) Lisa Zeis (BB, FX)
1987	Suzy Baldock (V) Karli Urban (BB)
1989	Tracy Butler (BB) Karli Urban (FX)
1992	Tina Brinkman (FX)
1993	Jenny Ester (UB)
1994	Tina Brinkman (FX, V) Katie Freeland (V)
1995	Tina Brinkman (V) Katie Freeland (V)
1996	Katie Freeland (BB) Meagan Wright (AA, V, UB)
1997	Carie Courtney (AA, BB) Elizabeth Reid (BB, UB, FX) Lisa Vincijanovic (BB) Meagan Wright (AA, V, UB, BB, FX)
1998	Elizabeth Reid (FX) Elizabeth Reid (BB) Amy Shelton (V) Lisa Vincijanovic (BB)

## ALL-AMERICANS (continued)

1999	Kelly Christensen (Cowley) (FX) Wendy Elsberry (BB, FX) Elizabeth McNabb (FX) Eliabeth Reid (AA, BB, FX)V
2001	Maggie Germaine (V) Laura Moon (AA)
2003	Ashley Ellsberry (BB) Maggie Germaine (FX)
2004	Ashley Kelly (AA 1st, BB 1st, V 2nd, FX 2nd)
2006	Ashley Kelly (UB) Nicole Harris (BB 2nd)
2010	Mary Atkinson (V, 1st)

## NCAA INDIVIDUAL CHAMPIONS

1983	Kim Neal (FX) Jeri Cameron (UB)
1984	Jackie Brummer (UB)
1985	Lisa Zeis (BB)
1986	Jackie Brummer (AA, BB) Kim Neal (V) Lisa Zeis (FX)
1997	Elizabeth Reid (BB)
2004	Ashley Kelly (BB)

## ALL-CONFERENCE

1980	Jeri Cameron Donna Hughes
1981	Jeri Cameron
1982	Jeri Cameron Lorena Reed
1983	Jackie Brummer Jeri Cameron Lorena Reed Lisa Zeis
1984	Jackie Brummer Kim Neal Lisa Zeis
1985	Jackie Brummer Amy Koopman Shari Mann Lisa Zeis

1986	Jackie Brummer Shari Mann Kim Neal Karli Urban Lisa Zeis
1987	Suzy Baldock Karli Urban
1988	Molly Carpenter Michelle Colavin Karli Urban
1989	Karli Urban
1990	Suzy Baldock
1991	Christine Belotti
1992	Tina Brinkman Danna Lister
1993	Tina Brinkman
1994	Tina Brinkman Danna Lister
1995	Katie Freeland Danna Lister Meagan Wright
1996	Katie Freeland
1997	Meagan Wright
1998	Elizabeth McNabb Elizabeth Reid Amy Shelton
1999	Wendy Elsberry Elizabeth McNabb
2003	Maggie Germaine Ashley Ellsberry Ashley Kelly
2004	Ashley Kelly
2005	Ashley Kelly
2006	Ashley Kelly
2007	April Boone (BB) Nicole Harris (AA)
2008	Ashlee Hinkle (BB) Tiana Jean (AA)
2009	Beate Jones (AA) Nicole Harris (BB)
2010	Mary Atkinson (AA)



Maggie Germaine



Amy Shelton



Nicole Harris



# All-Time Records

## Year-by-Year Records/Finishes

Year	Reg. Seas.	Conf.	Region.	Nation.	Head Coach
1976	9-2	n/a	1st	6th	Monique Sublette
1977	14-4-1	n/a	1st	7th	Marie Bilski
1978	11-5	n/a	1st	7th	Marie Bilski
1979	21-15	n/a	2nd	dnq	Marie Bilski
1980	22-6	2nd	3rd	9th	Marie Bilski
1981	19-4	3rd	3rd	5th	John Spini
1982	10-3	1st	3rd	5th	John Spini
1983	20-1	1st	1st	2nd	John Spini
1984	17-3	2nd	2nd	4th	John Spini
1985	20-2	1st	2nd	2nd	John Spini
1986	18-1	1st	2nd	2nd	John Spini
1987	11-7	4th	1st	5th	John Spini
1988	13-7	2nd	2nd	8th	John Spini
1989	7-14	3rd	3rd-t	7th-t	John Spini
1990	8-6-1	3rd	5th	dnq	John Spini
1991	14-8	4th	4th	9th-t	John Spini
1992	10-5	4th	3rd	7th	John Spini
1993	12-2	4th	3rd	12th	John Spini
1994	13-4	3rd	3rd	10th	John Spini
1995	10-4	2nd	4th	dnq	John Spini
1996	8-4	2nd	5th	dnq	John Spini
1997	8-4	6th	2nd	2nd	John Spini
1998	20-2	4th	3rd	6th	John Spini
1999	10-5	3rd	2nd	4th	John Spini
2000	13-4	4th	3rd	dnq	John Spini
2001	10-5	5th	2nd	9th	John Spini
2002	8-5-1	6th	3rd	dnq	John Spini
2003	10-4	3rd	2nd	9th	John Spini
2004	10-6	4th-t	2nd	9th	John Spini
2005	6-8	6th	5th	dnq	John Spini
2006	11-4	4th	1st	9th	John Spini
2007	3-12	6th	5th	dnq	John Spini
2008	4-7	7th	6th	dnq	John Spini
2009	4-7	6th	5th	dnq	John Spini
2010	2-11	7th	5th	dnq	John Spini



Jackie Brummer, Kim Neal  
and Lisa Zeis

## All-Time Team Totals

1. vs. Eastern Michigan (3/5/04)	198.450	17. UNO's Classic (2/24/06)	196.950
2. vs. Kentucky (3/21/03)	198.275	18. @ NCAAs (4/18/97)	196.850
3. vs. UCLA (2/16/03)	198.150	19. Pac-10 Championships (3/20/04)	196.775
4. vs. Minnesota (3/12/04)	198.125	20. @ Stanford (2/9/01)	196.725
5. Arizona (3/1/02)	197.850	21. @ NCAA Regional (4/8/06)	196.675
6. UNO's Classic (2/28/03)	197.825	vs. Southern Utah (2/14/97)	196.675
7. vs. Iowa State (3/10/06)	197.750	23. at Utah (3/18/05)	196.600
8. vs. Arizona (2/27/04)	197.700	24. vs. Washington (3/2/07)	196.525
9. @ Utah (1/24/03)	197.450	25. UNO's Classic (2/20/04)	196.500
@ Arizona (3/2/01)	197.450	26. vs. UCLA (1/26/01)	196.350
11. vs. Boise State (3/7/03)	197.400	27. vs. UCLA (2/12/99)	196.325
12. vs. Washington (1/17/03)	197.300	28. UNO's Classic (2/9/07)	196.275
vs. San Jose State (3/14/03)	197.300	29. vs. Ohio State (3/14/08)	196.175
14. UNO's Classic (2/23/01)	197.125	30. vs. Auburn (3/9/01)	196.150
vs. Washington (1/31/97)	197.125	vs. Oregon State (1/30/08)	196.160
16. vs. Oregon State (2/6/04)	196.975		

## Top 50 All-Time All-Arounds

1. Ashley Kelly (3/10/06)	39.875	Ashley Kelly (2/11/05)	39.575
Ashley Kelly (2/27/04)	39.875	31. Ashley Kelly (2/29/04)	39.550
Ashley Kelly (3/21/03)	39.875	Ashley Kelly (3/29/03)	39.550
4. Ashley Kelly (3/12/04)	39.850	Maggie Germaine (3/14/03)	39.550
5. Maggie Germaine (3/12/04)	39.800	Maggie Germaine (2/21/03)	39.550
Ashley Kelly (3/5/04)	39.800	Ashley Kelly (1/17/03)	39.550
7. Maggie Germaine (2/16/03)	39.775	Amy Shelton (2/21/97)	39.550
8. Ashley Kelly (2/20/04)	39.750	37. Ashley Kelly (4/8/06)	39.525
9. Ashley Kelly (2/28/03)	39.750	April Boone (3/10/06)	39.525
10. Ashley Kelly (2/10/06)	39.675	Maggie Germaine (3/5/04)	39.525
Ashley Ellsberry (3/21/03)	39.675	Ashley Kelly (1/18/04)	39.525
12. Ashley Kelly (3/3/06)	39.650	Laura Moon (2/23/01)	39.525
Maggie Germaine (2/27/04)	39.650	42. Mary Atkinson (2/19/10)	39.500
14. Ashley Kelly (4/2/04)	39.625	April Boone (2/24/06)	39.500
Ashley Kelly (3/20/04)	39.625	Ashley Kelly (2/1/04)	39.500
Cassandra Jusino (3/5/04)	39.625	Ashley Ellsberry (1/17/03)	39.500
Ashley Kelly (3/7/03)	39.625	Laura Moon (3/2/01)	39.500
Ashley Kelly (2/16/03)	39.625	46. April Boone (3/2/07)	39.475
Maggie Germaine (1/31/03)	39.625	Ashley Kelly (3/25/06)	39.475
Maggie Germaine (1/17/03)	39.625	Cassandra Jusino (2/10/06)	39.475
21. April Boone (3/16/07)	39.600	Ashley Kelly (1/22/06)	39.475
Ashley Kelly (2/24/06)	39.600	Ashley Kelly (1/31/03)	39.475
Ashley Ellsberry (1/31/03)	39.600	Meagan Wright (2/16/96)	39.475
Ashley Ellsberry (1/26/03)	39.600		
Laura Moon (3/9/01)	39.600		
26. Nicole Harris (3/10/06)	39.575		
Ashley Kelly (2/6/04)	39.575		
Maggie Germaine (1/24/03)	39.575		
Meagan Wright (1/31/97)	39.575		

## Arizona State Team Event Records

### VAULT - 49.650

vs. Kentucky, March 21, 2003.  
vs. Arizona, February 27, 2004.

### BEAM - 49.875

vs. UCLA, February 16, 2003.

### FLOOR - 49.825

vs. Arizona, February 27, 2004.

### BARS - 49.600


vs. Eastern Michigan, March 5, 2004.



# Perfect 10

## By the Numbers:


- 10: the score given to a flawless routine
- 10: the number of perfect scores on vault in ASU history
- 4: the number of ASU perfect scores on bars
- 13: the all-time number of perfect scores on beam and floor.
- 13: the number of perfect 10.0's achieved in 2004.



Dana Lister: BB 1993,  
1994 (2x), 1995




Elizabeth McNabb:  
FX 1999



Elizabeth Reid:  
FX 1998



Carie Courtney:  
V 1997, 1998



Cassandra Jusino:  
V 2004



Laura Moon:  
UB 2001 (2x)



Lisa Vincijanovic:  
BB 1997



Megan Wright:  
FX 1997



Jenny Ester:  
UB 1993



Rhonda Robinette:  
BB 2002




Tina Brinkman:  
V 1994; FX 1992



Kari Muth:  
BB 2004; FX 2004



Ashley Kelly:  
V 2003, 2004 (2x); UB  
2003; BB 2004 (2x),  
2006; FX 2004



Cassidy Vreeke:  
FX 2003



Maggie Germaine:  
V 2003, 2004; BB 2003;  
FX 2003 (2x), 2004 (4x)



Ashley Ellsberry:  
BB 2003



April Boone:  
V 2006; BB 2007

## Notable Names

- Maggie Germaine holds the school record of number of perfect 10's in a career with nine total.
- Ashley Kelly is the only gymnast to have achieved scores of 10.0 in every event.

## ACADEMIC ALL-AMERICANS

**2000** Kristin Fanning  
Elizabeth McNabb  
Ashley Stewart

**2003** Kari Muth

**2004** Donna Chance  
Jada Cox  
Shaena Friedman  
Kari Muth

**2006** Josie Hancock

**2007** April Boone  
Josie Hancock  
Nicole Harris  
Ashlee Hinkle  
Vanessa Rocca  
Karissa Vossler

## PAC-10 ALL-ACADEMIC TEAM

**1992** Stephanie Klein (1st)

**1993** Stephanie Klein (2nd)  
Mindy Jones (hm)

**1994** Tina Brinkman (1st)  
Katie Freeland (1st)  
Stephanie Klein (1st)

**1995** Tina Brinkman (1st)  
Katie Freeland (1st)  
Danna Lister (1st)

**1996** Katie Freeland (1st)

**1997** Lisa Vincijanovic (1st)

**1998** Amy Shelton (1st)  
Lisa Vincijanovic (1st)  
Elizabeth McNabb (2nd)  
Elizabeth Reid (hm)

**1999** Elizabeth McNabb (1st)  
Amy Shelton (1st)  
Becky Acker (hm)  
Kristen Fanning (hm)  
Kim Skinner (hm)

**2000** Elizabeth McNabb (1st)  
Elizabeth Reid (2nd)

**2001** Kristen Fanning (2nd)  
Kristin Fanning (1st)  
Ashley Stewart (1st)  
Kim Skinner (2nd)  
Becky Acker (hm)  
Cassidy Vreeke (hm)

**2002** Laura Moon (1st)  
Maggie Germaine (2nd)  
Cassidy Vreeke (hm)  
Becky Acker (hm)  
Kim Skinner (hm)  
Ashley Stewart (hm)

**2003** Kari Muth (1st)  
Maggie Germaine (2nd)  
Cassidy Vreeke (hm)

**2004** Kari Muth (1st)  
Jada Cox (hm)  
Maggie Germaine (hm)

**2005** Kari Muth (1st)  
Donna Chance (2nd)  
April Boone (hm)

**2006** April Boone (2nd)  
Josie Hancock (hm)

**2007** April Boone (hm)  
Carrie Finley (hm)  
Nicole Harris (hm)  
Josie Hancock (hm)  
Ashlee Hinkle (hm)  
Vanessa Rocca (hm)

**2008** Ashlee Hinkle (2nd)  
Kaitlynn Bormann (hm)  
Carrie Finley (hm)  
Tia Orlando (hm)

**2009** Nicole Harris (1st)  
Brittany Schuett (1st)  
Mary Atkinson (2nd)

**2010** Mary Atkinson (1st)  
Kahoku Palafox (1st)  
Brittany Schuett (1st)  
Callie Price (2nd)

Kaitlynn Bormann (hm)  
Kelly Reilly (hm)

## ASU Gymnastics By The Numbers

2 - The highest team ranking for ASU during the 2003 campaign (for two weeks).

8 - Number of top-five finishes for ASU at the NCAA Championships.

10 - Individual NCAA titles accumulated by the Sun Devils, ranking fourth in the nation.

10.0 - Score granted to 16 different ASU gymnasts, for a combined 38 perfect scores.

12 - Number of perfect 10.0 scores recorded by the 2004 Sun Devils.

25 - Number of times out of 29 that ASU has been represented at the NCAA Championships. The Sun Devils have qualified as an entire team 19 times.

23 - Number of times ASU has finished among the nation's top-10 teams (18 of those since 1982, the first year of the NCAA Championships).

28 - Number of Sun Devil gymnasts to earn All-America honors.

81 - Number of All-America honors earned by Sun Devil gymnasts.

99 - Percent of ASU gymnasts to graduate during John Spini's tenure as head coach.

198.450 - School record team score set March 5, 2004 versus Eastern Michigan at Wells Fargo Arena.

.673 - John Spini's career regular season winning percentage through 26 seasons with the Sun Devils (329-158-2).



# Records (Year-by-Year)

## 1977 (14-4-1):

11/12	134.000	Ex CS Fullerton	136.000	A
		Ex SW Missouri State	131.000	
		Ex Southern Illinois (h)	131.000	
11/26	139.650	Ex Mexico	108.850	H
1/15	141.200	W Arizona	128.300	H
1/29	141.000	L USC	144.900	H
		W New Mexico	130.650	
2/4	138.100	W Colorado State	113.950	A
2/5	138.550	W Northern Colorado	132.450	A
		W Colorado (h)	096.050	
2/6	134.300	L CS Fullerton	143.700	A
		L USC	139.750	
		W UCLA (h)	129.500	
		W CS Long Beach	128.400	
		W Nevada (Reno)	126.550	
		W San Diego State	125.400	
		W Colorado	094.050	

2/11	136.950	T Utah	136.950	H
2/19	130.700	L USC (h)	138.300	A
		W Arizona	130.300	
		W San Diego State	124.850	
		W Arizona (h)	129.250	A
		W UTEP	112.450	

3/11-2	140.9	1st AIAW Regionals		
3/31-4/2	138.55	7th AIAW Championships		(*tied)

3/11-2	140.9	1st AIAW Regionals		
3/31-4/2	138.55	7th AIAW Championships		(*tied)

3/11-2	140.9	1st AIAW Regionals		
3/31-4/2	138.55	7th AIAW Championships		(*tied)

## 1978 (11-5):

11/27	139.960	Ex Mexico	137.750	A
1/12	140.200	W Southern Illinois	134.200	H
1/20	141.750	W UCLA	133.050	H
1/27	138.650	L Utah (h)	143.850	A
		W Weber State	104.300	
1/28	139.250	L Utah State (h)	139.900	A
		W Brigham Young	111.050	
		W New Mexico	132.270	A
2/4	137.950	L CS Fullerton	147.970	H
2/10	144.700	W Colorado State	128.900	H
2/11	144.500	W USC	143.600	H
		W Colorado	139.150	
		W Northern Colorado	131.750	
2/17	126.800	L Oregon State (h)	128.600	A
		W Washington	123.300	
2/25	139.500	L SW Missouri State	143.150	H
3/4	143.700	W Arizona	141.900	A
3/10	1138.500	1st AIAW Regionals		
3/31-4/1/140.88		7th AIAW Championships		

2/17	126.800	L Oregon State (h)	128.600	A
		W Washington	123.300	
2/25	139.500	L SW Missouri State	143.150	H
3/4	143.700	W Arizona	141.900	A
3/10	1138.500	1st AIAW Regionals		
3/31-4/1/140.88		7th AIAW Championships		

2/17	126.800	L Oregon State (h)	128.600	A
		W Washington	123.300	
2/25	139.500	L SW Missouri State	143.150	H
3/4	143.700	W Arizona	141.900	A
3/10	1138.500	1st AIAW Regionals		
3/31-4/1/140.88		7th AIAW Championships		

## 1979 (21-15):

11/22	130.100	Ex Mexico	117.000	H	
12/8	9	126.650	L Northern Colorado	128.150	A
		L Ohio State	127.900		
		W Utah State	126.000		
		W Denver	124.950		
		W Nebraska	123.600		
		W Colorado State	122.300		
		W Colorado (h)	118.800		
		W Air Force Academy	110.700		
1/6	117.250	W UCLA	116.250	A	
		W UC Davis	112.800		
		W California (h)	109.650		
		W Cal Sacramento	109.150		
		W CS Chico	098.700		
1/13	132.450	W Stanford	111.000	H	
1/19	124.500	L Northern Colorado (h)	126.350	A	

1/6	117.250	W UCLA	116.250	A
		W UC Davis	112.800	
		W California (h)	109.650	
		W Cal Sacramento	109.150	
		W CS Chico	098.700	
1/13	132.450	W Stanford	111.000	H
1/19	124.500	L Northern Colorado (h)	126.350	A

1/13	132.450	W Stanford	111.000	H
1/19	124.500	L Northern Colorado (h)	126.350	A

1/20	127.800	L Colorado (h)	122.450	A
		W San Diego State	125.600	
		W Brigham Young	125.550	H
1/27	131.550	L Oregon State	134.550	H
		L Utah	132.120	
		L Utah State	131.700	
		W New Mexico	115.500	H
2/3	131.750	W UTEP	121.400	H
2/9	131.200	W Arizona	128.750	H
2/16	128.900	L CS Fullerton	137.300	A
2/19	118.900	L Stanford	121.400	A
2/23	130.000	L CS Fullerton	140.145	A
		L USC	134.050	
		L Utah	133.700	
		L UCLA (h)	130.850	
		W Arizona	129.900	
		W CS Long Beach	128.200	
		W San Diego State	127.300	
2/24	128.850	L USC	137.200	A

2/2	128.250	W New Mexico	115.500	H
2/3	131.750	W UTEP	121.400	H
2/9	131.200	W Arizona	128.750	H
2/16	128.900	L CS Fullerton	137.300	A
2/19	118.900	L Stanford	121.400	A
2/23	130.000	L CS Fullerton	140.145	A
		L USC	134.050	
		L Utah	133.700	
		L UCLA (h)	130.850	
		W Arizona	129.900	
		W CS Long Beach	128.200	
		W San Diego State	127.300	
2/24	128.850	L USC	137.200	A

2/2	128.250	W New Mexico	115.500	H
2/3	131.750	W UTEP	121.400	H
2/9	131.200	W Arizona	128.750	H
2/16	128.900	L CS Fullerton	137.300	A
2/19	118.900	L Stanford	121.400	A
2/23	130.000	L CS Fullerton	140.145	A
		L USC	134.050	
		L Utah	133.700	
		L UCLA (h)	130.850	
		W Arizona	129.900	
		W CS Long Beach	128.200	
		W San Diego State	127.300	
2/24	128.850	L USC	137.200	A

3/21	30.650	L Southwest Missouri St.	137.800	A
3/16	7133.400	2nd AIAW Regionals		

3/21	30.650	L Southwest Missouri St.	137.800	A
3/16	7133.400	2nd AIAW Regionals		

## 1980 (22-6):

1/11	136.250	L Oregon State	138.150	A
1/12	134.250	L Oregon	137.450	A
1/18	134.800	W Colorado State	122.540	H
		W San Jose State	122.560	
1/19	133.450	W CS Northridge	127.550	H
1/25	136.650	W Washington	130.750	H
		W USC	126.900	
1/26	137.100	L UCLA	138.450	H
		W Arizona	134.100	
		W Washington	131.150	
		W Univ. of Calgary	117.950	
2/1	136.700	W Colorado	131.050	H
2/2	132.700	W CS Sacramento	127.700	H
		W Scottsdale CC	126.650	
		W Glendale CC	111.250	
2/7	139.750	L Utah (h)	144.550	A
		W LSU	133.950	
2/9	139.950	L Utah (h)	144.500	A
		W LSU	138.150	

2/1	136.700	W Colorado	131.050	H
2/2	132.700	W CS Sacramento	127.700	H
		W Scottsdale CC	126.650	
		W Glendale CC	111.250	
2/7	139.750	L Utah (h)	144.550	A
		W LSU	133.950	
2/9	139.950	L Utah (h)	144.500	A
		W LSU	138.150	

2/1	136.700	W Colorado	131.050	H
2/2	132.700	W CS Sacramento	127.700	H
		W Scottsdale CC	126.650	
		W Glendale CC	111.250	
2/7	139.750	L Utah (h)	144.550	A
		W LSU	133.950	
2/9	139.950	L Utah (h)	144.500	A
		W LSU	138.150	

		W Brigham Young	137.550	
		W Utah State	136.550	
		W Stanford	134.150	
		W Arizona	132.200	
2/15	140.450	W CS Fullerton	140.200	H
		W CS Long Beach	113.250	
2/16	139.700	L Minnesota	140.250	H
2/26	141.700	W Iowa State	131.400	H
2/29	136.800	W San Diego State	133.550	H
3/15	143.800	2nd WCAA Championships		
3/21	2	139.600	3rd AIAW Regionals	
4/4-5	136.950	9th AIAW Championships		

2/15	140.450	W CS Fullerton	140.200	H
		W CS Long Beach	113.250	
2/16	139.700	L Minnesota	140.250	H
2/26	141.700	W Iowa State	131.400	H
2/29	136.800	W San Diego State	133.550	H
3/15	143.800	2nd WCAA Championships		
3/21	2	139.600	3rd AIAW Regionals	
4/4-5	136.950	9th AIAW Championships		

2/16	139.700	L Minnesota	140.250	H
2/26	141.700	W Iowa State	131.400	H
2/29	136.800	W San Diego State	133.550	H
3/15	143.800	2nd WCAA Championships		
3/21	2	139.600	3rd AIAW Regionals	
4/4-5	136.950	9th AIAW Championships		

## 1981 (19-4):

1/10	139.000	W UCLA	138.500	H
1/16	140.950	W Oregon State	139.050	H
		W Oklahoma State	134.000	
		W Arizona	122.600	
1/30	137.700	W Louisville	135.650	A
		W Illinois @ Chi. Circle (h)		

1/10	139.000	W UCLA	138.500	H
1/16	140.950	W Oregon State	139.050	H
		W Oklahoma State	134.000	
		W Arizona	122.600	
1/30	137.700	W Louisville	135.650	A
		W Illinois @ Chi. Circle (h)		

1/10	139.000	W UCLA	138.500	H
1/16	140.950	W Oregon State	139.050	H
		W Oklahoma State	134.000	
		W Arizona	122.600	
1/30	137.700	W Louisville	135.650	A
		W Illinois @ Chi. Circle (h)		

1/10	139.000	W UCLA	138.500	H
1/16	140.950	W Oregon State	139.050	H
		W Oklahoma State	134.000	
		W Arizona	122.600	
1/30	137.700	W Louisville	135.650	A
		W Illinois @ Chi. Circle (h)		

1/10	139.000	W UCLA	138.500	H
1/16	140.950	W Oregon State	139.050	H
		W Oklahoma State	134.000	
		W Arizona	122.600	
1/30	137.700	W Louisville	135.650	A
		W Illinois @ Chi. Circle (h)		

1/10	139.000	W UCLA	138.500	H
1/16	140.950	W Oregon State	139.050	H
		W Oklahoma State	134.000	
		W Arizona	122.600	
1/30	137.700	W Louisville	135.650	A
		W Illinois @ Chi. Circle (h)		

1/10	139.000	W UCLA	138.500	H
1/16	140.950	W Oregon State	139.050	H
		W Oklahoma State	134.000	
		W Arizona	122.600	
1/30	137.700	W Louisville	135.650	A
		W Illinois @ Chi. Circle (h)		

1/10	139.000	W UCLA	138.500	H
1/16	140.950	W Oregon State	139.050	H
		W Oklahoma State	134.000	
		W Arizona	122.600	
1/30	137.700	W Louisville	135.650	A
		W Illinois @ Chi. Circle (h)		

1/10	139.000	W UCLA	138.500	H
1/16	140.950	W Oregon State	139.050	H

# Records (Year-by-Year)



2/19	191.400	L	UCLA (h)	192.875	A
			L Michigan	191.950	
			W Auburn	188.650	
			W Minnesota	187.750	
			W Illinois	188.650	
2/25	193.650	W	UCLA	190.800	H
			W Washington	189.850	
			W UC Santa Barbara	189.050	
3/4	190.250	L	California	194.350	A
3/11	194.350	W	Brigham Young	191.925	H
3/18	194.775	W	Arizona	193.600	A
3/26	193.650	3rd	Pac-10 Championships		
4/9	191.875	3rd	NCAA Regionals		
4/15	190.825	10th	NCAA Championships		

**1995 (10-4):**

1/16	189.950	L	Utah	195.475	A
1/20	191.000	W	Minnesota	187.375	H
1/27	190.525	L	Washington	192.550	A
2/3	191.825	W	Illinois State	188.650	H
			W Iowa State	187.100	
2/11	191.825	L	UCLA (h)	194.700	A
			W CS Fullerton	190.475	
			W California	186.700	
2/18	193.625	L	Alabama (h)	195.875	A
			W Illinois State	187.975	
2/24	194.225	W	Oregon State	192.350	H
3/3	195.700	W	Denver	188.425	H
3/16	193.675	W	Arizona	192.225	H
3/18	194.250	W	Brigham Young	193.700	A
3/25	195.150	2nd	Pac-10 Championships		
4/8	193.250	4th	NCAA Regionals		

**1996 (8-4):**

1/19	189.350	L	Oregon State	193.500	A
2/2	193.250	L	Utah	193.875	H
2/9	192.300	L	Washington (h)	193.325	A
			W San Jose State	186.025	
			W Seattle Pacific	185.850	
2/16	195.850	W	Nebraska	193.925	H
			W California	191.400	
			W Utah State	190.775	
2/23	192.350	W	Boise State	191.175	H
3/1	195.475	W	Stanford	195.300	H
3/8	195.625	W	UCLA	195.350	H
3/22	195.525	2nd	Pac-10 Championships		
3/29	194.700	L	Arizona	195.325	A
4/13	194.075	5th	NCAA Regionals		

**1997 (8-4):**

1/17	191.700	L	Oregon State	194.800	A
1/24	195.075	W	UCLA	194.450	H
1/31	197.125	W	Washington	194.275	H
2/7	195.750	W	Stanford (h)	195.325	A
			W UC Santa Barbara	189.875	
2/14	196.675	W	Southern Utah	190.350	H
2/21	195.950	W	California	192.925	H
2/23	195.600	L	Nebraska (h)	196.625	A
			W California	191.500	
			W Eastern Michigan	188.675	
2/28	194.200	L	Arizona	194.625	A
3/8	195.750	L	Boise State	196.000	A
3/22	194.925	6th	Pac-10 Championships		
4/5	195.225	2nd	NCAA Regionals		
4/18	196.275	NCAA Championships Semifinal			
4/18	196.850	2nd	NCAA Championships		

**1998 (20-2):**

1/10	191.000	W	Nebraska	189.325	N
			W Oklahoma	185.225	
			W Iowa	184.975	
1/18	191.175	L	UCLA (h)	193.150	A
			W Denver	184.225	
			W UC Santa Barbara	181.100	
1/23	194.275	W	Stanford	192.775	H
1/30	191.575	W	California (h)	188.075	A
			W Seattle Pacific	184.525	
			W Sacramento State	182.100	
2/6	194.700	W	Oregon State	193.275	H
2/13	194.525	W	Washington	193.975	A
2/20	194.325	W	Brigham Young	194.200	H
			W Nebraska	193.750	
			W Illinois	192.825	
2/27	194.975	L	Alabama (h)	195.775	A
			W N.C. State	193.425	
			W Massachusetts	191.800	
3/6	195.875	W	Central Michigan	192.800	H
			W West Virginia	190.600	
			W Ball State	184.325	
3/13	196.050	W	Arizona	193.400	H
3/21	194.900	3rd	Pac-10 Championships		
4/4	195.025	3rd	NCAA Regionals		
4/16	195.450	NCAA Championship Semifinals			
4/17	195.450	6th	NCAA Championships		

**1999 (10-5):**

1/15	193.150	W	Washington	192.250	H
1/22	195.075	W	UC Santa Barbara	184.750	H
1/29	191.875	W	Southern Utah	191.850	A
2/5	193.175	L	Oregon State	194.150	A
2/12	196.325	W	UCLA	194.400	H
2/19	194.250	L	Stanford	195.775	A
2/26	195.875	W	Denver	193.475	H
			W California	189.550	
			W Illinois State	187.825	
2/28	195.250	L	Nebraska (h)	195.775	A
			W Maryland	195.200	
			W California	188.850	
3/7	195.825	W	Pittsburgh	194.300	H
3/13	194.450	L	Ohio State	195.500	A

3/20	196.025	3rd	Pac-10 Championships		
3/26	195.950	L	Arizona	196.300	A
4/10	195.100	2nd	NCAA Regionals		
4/22	194.525	NCAA Championship Semifinals			
4/23	195.900	4th	NCAA Championships		

**2000 (13-4):**

1/9	194.750	W	CS Fullerton (h)	192.150	A
			W UC Santa Barbara	186.650	
1/14	194.700	W	Stanford	193.275	H
			W Ohio State	192.500	
			W Maryland	191.950	
1/21	191.925	W	California	190.200	A
1/28	191.575	L	UCLA	196.650	A
2/4	195.300	W	Oregon State	194.300	H
2/13	195.100	L	Washington (h)	195.550	A
			W Seattle Pacific	189.950	
2/18	195.850	W	Alabama	195.300	H
			W Minnesota	195.150	
			W Utah	194.675	
2/26	194.350	L	Denver (h)	195.725	A
			W Air Force	190.825	
3/4	195.300	L	West Virginia	195.800	A
3/10	195.800	W	Arizona	195.200	H
3/18	195.875	4th	Pac-10 Championships		
4/1	195.500	3rd	NCAA Regionals		

**2001 (10-5):**

1/5	191.525	L	UCLA	196.200	N
			L Nebraska	194.950	
1/19	193.750	W	Oregon State	193.725	A
1/26	196.350	W	UCLA	196.000	H
2/2	195.575	W	Washington	193.075	H
2/9	196.725	L	Stanford	197.050	A
2/16	196.100	L	Utah	197.900	A
2/23	197.125	W	California	194.875	H
			W Boise State	193.225	
			W UC Santa Barbara	185.075	
3/2	197.450	W	Arizona	196.900	A
3/9	196.150	W	Auburn	194.250	H
3/16	195.575	L	Nebraska	197.100	H
			W Kentucky	195.350	
			W Iowa	193.425	
3/24	195.725	5th	Pac-10 Championships		
4/7	195.950	2nd	NCAA Regionals		
4/19	194.775	9th	NCAA Championship Semifinals		

**2002 (8-5-1):**

1/11	193.350	W	Utah State	191.700	H
1/20	192.125	L	UCLA	195.325	A
1/25	195.450	L	Stanford	195.775	H
2/3	195.025	W	California	191.525	A
2/8	195.800	W	UNO's Classic		H
			T Oregon State	195.800	
			W CS Fullerton	194.975	
			W Southern Utah	192.375	
2/15	194.800	L	Washington	196.575	A
2/23	194.600	L	Master's Classic		A
			L Nebraska	197.150	
			L West Virginia	194.750	
			W Ohio State	193.600	
3/1	197.850	W	Arizona	196.700	H
3/8	196.100	W	Utah State	195.425	A
			W Southern Utah	195.275	A
3/23	194.125	6th	Pac-10 Championships		
4/6	194.875	3rd	NCAA Regionals		

**2003 (10-4):**

1/3	194.200	Maui Invitational			
			L Stanford	196.050	N
			W New Hampshire	193.325	
			W San Jose State	189.825	
1/17	197.300	W	Washington	194.150	H
1/24	197.450	W	Utah	197.150	A
1/31	196.950	W	Arizona	196.175	A
2/7	195.750	L	Oregon State	196.325	A
2/16	198.150	L	UCLA	198.400	H
2/21	196.900	L	Stanford	197.200	A
2/28	197.825	W	UNO's Classic		H
			W California	196.100	H
			W Rutgers	193.125	
3/7	197.400	W	Boise State	195.250	H
3/14	197.300	W	San Jose State	193.550	H
3/21	198.275	W	Kentucky	193.475	H
3/28	197.075	3rd	Pac-10 Championships		
4/12	196.725	2nd	NCAA Regionals		
4/24	194.225	9th	NCAA Championships		

**2004 (10-6):**

1/18	195.825	W	Stanford	195.500	H
1/23	194.250	L	California	195.950	A
			W Utah State	194.150	
			W San Jose State	193.875	
2/1	195.925	L	UCLA	197.550	A
			W Cal State-Fullerton	191.950	
2/6	196.975	W	Oregon State	196.700	H
2/13	193.075	L	Washington	197.325	A
2/20	196.500	W	UNO's Classic		H
			L Utah	196.850	
			W Air Force	190.600	
2/27	197.700	W	Arizona	196.225	H
2/29	195.625	Master's Classic			A
			L Nebraska	196.525	
			L Florida	196.350	
			W Illinois	194.025	
3/5	198.450	W	Eastern Michigan	194.875	H
3/12	198.125	W	Minnesota	197.700	H
3/20		T4th	Pac-10 Championships		
4/2		2nd	NCAA Central Regional Championships		

4/23-25	9th	NCAA Championships			
			<b>2005 (6-8):</b>		
1/7	195.700	W	Maui Invitational		A
			W Maryland	193.975	
			W Alaska-Anchorage	191.275	
			W Boise State	190.000	
1/14	192.750	L	Washington	193.050	H
1/21	193.500	L	Arizona	193.925	A
1/28	193.400	L	UCLA	194.275	H
2/4	193.325	L	Oregon State	194.300	A
2/11	195.550	W	California	181.500	H
2/18	193.650	W	UNO's Classic		A
			W Sacramento State	191.525	
			W Air Force	183.200	
2/25	191.575	L	Stanford	195.300	A
3/4	194.350	L	Penn State	195.550	H
3/12	195.000	L	Minnesota	195.325	H
3/18	197.725	L	Utah	196.600	A
3/26	6th	Pac-10 Championships			
4/9	5th	NCAA South Central Regional			

**2006 (10-4):**

1/13	193.150	W	Boise State	189.950	A
1/22	195.300	W	Arizona	195.150	H
1/27	195.175	W	Washington	191.525	A
			W Seattle Pacific	190.225	A
2/3	196.100	L	Utah	196.175	H
2/10	195.725	L	Stanford	196.325	H
2/19	194.575	L	UCLA	196.675	A
			W CSU Fullerton	189.800	A
2/24	196.950	W	UNO's Classic		H
			W Boise State	192.275	H
			W Oregon State	195.550	H
			W UW-Oshkosh	181.250	H
3/3	196.250	W	California	191.850	A
3/10	197.750	W	Iowa State	197.000	H
3/18	196.125				