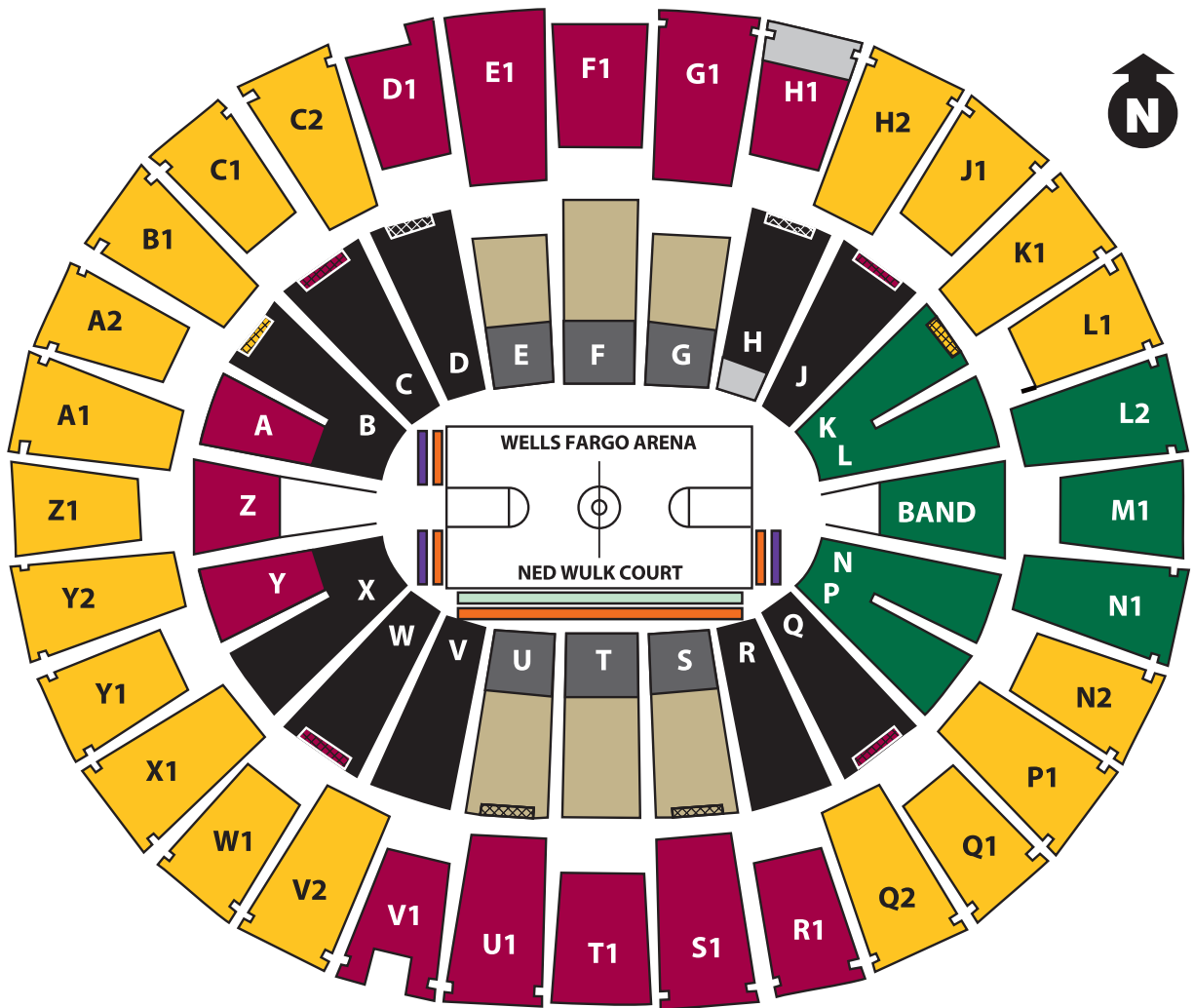













# 2011-2012 MEN'S BASKETBALL SINGLE GAME TICKET PRICING MAP WELLS FARGO ARENA



<b>Court Level Side</b>	 \$80
<b>Court Level</b>	 \$40
<b>Court Level End</b>	 \$20
<b>Mezzanine Level Side</b>	 \$20
<b>Mezzanine Level End</b>	 \$10
<b>Mezzanine Level End Jr/Sr</b>	 \$8
<b>Disabled Seating:</b>	
<b>Section U/S</b>	 \$80
<b>Section D/H</b>	 \$40
<b>Section C/J/Q/W</b>	 \$20
<b>Section B/K</b>	 \$10
<b>Student Section</b>	
<b>Visitor Section</b>	