



TEAM RECORDS

SINGLE-GAME HITTING RECORDS

Most Triples

6 - 3-9-63 vs. Utah State
6 - 2-20-10 vs. Northern Illinois

Most Home Runs

7 - 3-4-00 vs. Arizona
6 - 5-4-08 at UCLA
6 - 3-17-07 vs. Maine
6 - 4-20-82 vs. Stanford
6 - 4-19-75 vs. Arizona

Most Total Bases

57 - 3-13-05 vs. Western Illinois
(35 hits, 7 2B, 5 HR)
54 - 3-4-00 vs. Arizona
(27 hits, 6 2B, 7 HR)
51 - 3-6-80 vs. Stanford
(25 hits, 7 2B, 1 3B, 5 HR)

Most RBI

34 - 4-6-74 vs. UTEP
32 - 3-6-80 vs. Stanford
31 - 3-4-00 vs. Arizona

Most Walks (Batting)

18 - 4-7-59 vs. Williams Field
(5 inn.)
17 - 2-19-76 vs. CSU-Dom. Hills
(7 inn.)

Longest By Innings

18 - 2-23-90 vs. UCLA (W, 6-5)
17 - 4-21-11 at Cal (W, 6-4)

Most At Bats

62 - 2-23-90 vs. UCLA
61 - 3-13-05 vs. Western Illinois
60 - 5-5-68 vs. Arizona

Most Runs

36 - 4-6-74 vs. UTEP
34 - 3-6-80 vs. Stanford
32 - 3-4-00 vs. Arizona

Most Runs, One Inning

15 - 3-13-05 vs. Western Illinois
15 - 3-6-80 vs. Stanford

Most Hits

35 - 3-13-05 vs. Western Illinois
31 - 5-29-88 vs. UNLV
31 - 4-6-74 vs. UTEP
30 - 4-18-97 vs. California

Most Hits, One Inning

16 - 3-13-05 vs. Western Illinois
12 - 4-18-97 vs. California
11 - 5-29-88 vs. UNLV

Most Consecutive Hits

8 - 3-4-06 vs. Auburn
8 - 4-18-97 vs. California
8 - 3-3-72 vs. San Fernando State

Most Doubles

10 - 4-6-74 vs. UTEP
10 - 3-21-99 vs. Boston College

Most Strikeouts (Batting)

17 - 2-25-94 vs. Stanford
17 - 4-29-66 vs. New Mexico

Most Stolen Bases

10 - 2-01-01 vs. Southern Utah
9 - 4-27-82 vs. Grand Canyon
9 - 2-28-99 vs. Arizona

Most Errors

10 - 4-5-85 vs. Arizona
9 - 2-28-69 vs. Chapman
9 - 4-15-73 vs. Wisconsin
9 - 4-17-62 vs. USC
9 - 3-3-80 vs. California

Most Errors by Opponents

10 - 5-27-72 by BYU
10 - 4-9-59 by Northern Arizona

Most Double Plays (turned)

5 - 3-30-08 vs. USC
5 - 5-7-99 vs. Washington
5 - 2-24-89 vs. UCLA
5 - 2-15-85 vs. Grand Canyon
5 - 4-25-10 vs. Washington

Largest Winning Margin

32 - 3-6-80 (ASU 34, Stanford 2)
30 - 5-5-72 (ASU 30, UTEP 0)
29 - 3-4-00 (ASU 32, Arizona 3)
26 - 5-6-77 (ASU 27, UTEP 1)
26 - 2-19-76
(ASU 26, CS-Dom. Hills 0)
26 - 4-6-74 (ASU 36, UTEP 10)
26 - 1-28-00 (ASU 30, FAU 4)
25 - 4-27-03 (ASU 25, WSU 0)
25 - 3-27-99 (ASU 25, Cal 0)

Largest Losing Margin

23 - 4-26-86 (California 29, ASU 6)
21 - 3-28-83 (Stanford 23, ASU 2)

Most Strikeouts (Pitching)

22 - 3-18-63 vs. Colorado St.
21 - 4-1-72 vs. LaVerne (14 inn.)
21 - 2-2-01 vs. Southern Utah

Most Walks (Pitching)

15 - 2-11-06 vs. Oregon State
15 - 2-17-91 vs. Texas
15 - 4-16-87 vs. UCLA
14 - 5-5-62 vs. Arizona
14 - 4-27-61 vs. SD Marines

Most Runs Allowed

29 - 4-26-86 vs. California
23 - 3-28-83 vs. Stanford
22 - 5-18-86 vs. Arizona
22 - 5-10-80 vs. Arizona
21 - 6-6-98 vs. USC
21 - 2-9-91 vs. Florida State
20 - 3-13-05 vs. LSU
20 - 3-20-04 vs. California

Most Runs Allowed, One Inning

13 - 2-22-97 vs. UCLA (8th)
13 - 3-20-04 vs. California (5th)
12 - 5-18-86 vs. Arizona
11 - 3-4-94 vs. Minnesota
11 - 3-24-91 vs. Arizona

Most Hits Allowed

31 - 4-26-86 vs. California
25 - 5-18-86 vs. Arizona
24 - 5-10-80 vs. Arizona
23 - 6-6-98 vs. USC
23 - 3-4-79 vs. UCLA
22 - 2-21-92 vs. Texas
21 - 5-26-78 vs. UNLV
21 - 2-29-92 vs. Stanford

Most Hits Allowed, One Inning

11 - 3-4-94 vs. Minnesota
11 - 3-24-91 vs. Arizona
11 - 5-18-86 vs. Arizona
10 - 5-10-80 vs. Arizona
10 - 3-29-87 vs. Stanford

Most Pickoffs

3 - 4-23-89 vs. California
3 - 4-14-79 vs. Stanford

SINGLE-SEASON SCHOOL RECORDS

Most Games

75 - 1984
75 - 1976
74 - 1975
73 - 1988
73 - 1982

Most Victories

65 - 1976
64 - 1972
61 - 1975
60 - 1988

Most Losses

35 - 1985
32 - 1979
28 - 1986
27 - 1991
27 - 1987

Longest Win Streak

32 - 1972
24 - 2010
23 - 1990
23 - 1988
22 - 1973

Longest Losing Streak

6 - 5 times last time in 1998

Longest Home Winning Streak

33 - 1976-77
31 - 1977-78
29 - 1973
28 - 1972
28 - 2009-10



ASU



SINGLE-SEASON HITTING RECORDS

WOOD BAT ERA 1959-1973
ALUMINUM BAT ERA
1974-PRESENT

Consecutive Games Scoring
506 - 4/7/95-2/15/04
(NCAA Record)

Most Grand Slams
14 - 2003 (NCAA Record)

Most HBP
115 - 2000

Most Walks
482 - 1982
427 - 1981
406 - 2003
404 - 1975

Most Stolen Bases
163 - 1982
162 - 1981
136 - 2010
135 - 1984
130 - 1999
120 - 1998

Most Errors
149 - 1980
142 - 1984
135 - 1985

Single-Season At Bats
(Wood Bat Era)
2,443 - 1972
2,428 - 1973
2,186 - 1971

Single-Season At Bats
(Aluminum Bat Era)
2,693 - 1976
2,663 - 1984
2,648 - 1988

Single-Season Walks
(Wood Bat Era)
342 - 1962
341 - 1965
335 - 1972

Single-Season Walks
(Aluminum Bat Era)
482 - 1982
427 - 1981
406 - 2003

Single-Season Runs
(Wood Bat Era)
566 - 1973
563 - 1972
483 - 1965

Single-Season Runs
(Aluminum Bat Era)
694 - 1976
694 - 1981
682 - 2003

Single-Season Hits
(Wood Bat Era)
808 - 1973
782 - 1972
701 - 1971

Single-Season Hits
(Aluminum Bat Era)
927 - 1976
873 - 1984
870 - 1988

Single-Season Doubles
(Wood Bat Era)
135 - 1973
122 - 1972
101 - 1967

Single-Season Doubles
(Aluminum Bat Era)
185 - 1988
181 - 1976
172 - 1993

Single-Season Home Runs
(Wood Bat Era)
52 - 1966
50 - 1967
49 - 1960

Single-Season Home Runs
(Aluminum Bat Era)
110 - 1981
108 - 1984
108 - 1985

Single-Season RBI
(Wood Bat Era)
1973 - 491
1972 - 489
1965 - 419

Single-Season RBI
(Aluminum Bat Era)
1981 - 640
2003 - 630
1978 - 625

Single-Season Batting Average
(Wood Bat Era)
1973 - .333
1971 - .321
1972 - .320

Single-Season Batting Average
(Aluminum Bat Era)
1999 - .356
1981 - .356
1977 - .347

Single-Season Slugging
Percentage (Aluminum Bat Era)
1981 - .583
1978 - .565
2000 - .561

SINGLE-SEASON PITCHING RECORDS

Most Consecutive
Scoreless Innings
64 - 1972 (7 SO)
36 - 1969 (3 SO)
35 - 1965 (3 SO)

Single-Season ERA
(Wood Bat Era)
1.76 - 1972
2.03 - 1967
2.32 - 1964

Single-Season ERA
(Aluminum Bat Era)
2.35 - 1975
2.90 - 2009
3.22 - 2011

Single-Season Strikeouts
(Wood Bat Era)
732 - 1972
687 - 1967
645 - 1973

Single-Season Strikeouts
(Aluminum Bat Era)
675 - 1975
608 - 2009
586 - 1998

Most Single-Season Hits
Allowed
(Wood Bat Era)
484 - 1973
469 - 1971
435 - 1967
435 - 1969

Most Single-Season Hits
Allowed
(Aluminum Bat Era)
758 - 1985
671 - 1984
658 - 1981

Most Single-Season Walks
(Wood Bat Era)
267 - 1965
253 - 1969
247 - 1970

Most Single-Season Walks
(Aluminum Bat Era)
366 - 1979
360 - 1991
344 - 1980

Most Single-Season Runs
Allowed (Wood Bat Era)
235 - 1961
215 - 1973
211 - 1971

Most Single-Season Runs
Allowed (Aluminum Bat Era)
516 - 1985
466 - 1986
434 - 1991

Single-Season Saves
(Wood Bat Era)
27 - 1966
20 - 1971

Single-Season Saves
(Aluminum Bat Era)
23 - 2010
22 - 1990

Single-Season Complete
Games
(Wood Bat Era)
43 - 1972
17 - 1968

Single-Season Complete
Games
(Aluminum Bat Era)
22 - 1988
17 - 1990

Single-Season Shutouts
(Wood Bat Era)
24 - 1972
17 - 1968
16 - 1969

Single-Season Shutouts
(Aluminum Bat Era)
11 - 1976
10 - 2003
9 - 1974
9 - 1975



INDIVIDUAL RECORDS

SINGLE-GAME HITTING RECORDS

Most At Bats

9 - Fernando Vina, 2-23-90 vs. UCLA

Most Hits

7 - Jerry Mantlo, 3-6-72 vs. Mich. (7-for-7)
6 - Mark Ernster, 2-20-99 vs. BYU (6-for-6)
6 - Dan McKinley, 5-12-96 vs. UA (6-for-7)
6 - A. Manahan, 3-29-89 vs. Harvard (6-for-7)
6 - M. Colbern, 4-6-84 vs. UTEP (6-for-7)
6 - Hubie Brooks, 4-20-78 vs. UA (6-for-6)
6 - Nick Walsh, 4-27-03 vs. WSU (6-for-6)

Most Runs

6 - Kiel Roling, 3-17-07 vs. Maine
6 - Andrew Beinbrink, 2-20-99 vs. BYU
6 - Mikel Moreno, 5-13-96 vs. Arizona
6 - Mike Colbern, 4-6-74 vs. UTEP

Most Doubles

4 - Mike Devereaux, 1-31-85 vs. UCSB
4 - Gary Atwell, 4-23-71 vs. UTEP
4 - Jeff Larish, 5-25-03 vs. Arizona
4 - Travis Buck, 2-28-04 vs. UConn

Most Triples

3 - Ed Irvine, 2-19-79 vs. UC Riverside
3 - Tom Sain, 4-14-73 vs. UTEP
3 - Alan Schmelz, 3-9-63 vs. Utah St.

Most Home Runs

3 - Joey DeMichele, 5-1-11 vs. Stanford
3 - Jeff Larish, 6-21-05 vs. Nebraska (CWS)
3 - Jeremy West, 4-27-03 vs. Wash. State
3 - Jim Austin, 3-12-91 vs. Grand Canyon
3 - Mike Kelly, 3-5-90/4-27-90 vs. Stanford
3 - Ted Dyson, 2-24-86 vs. CS-Northridge
3 - Todd Brown, 4-14-85 vs. USC
3 - Oddibe McDowell, 5-5-84 vs. Stanford
3 - Bump Wills, 3-20-74 vs. CS-Fullerton
3 - Dave Graybill, 3-25-55 vs. Wyoming

Hit By Pitch

4 - Rick Peters, 5-28-77 vs. Wash. State

Most Total Bases

16 - Todd Brown, 4-14-85 vs. USC (5-5, 2 2B, 3 HR)
14 - Jeremy West, 4-27-03 vs. Wash. State (5-7, 3 HR, 9 RBI)
14 - Oddibe McDowell, 5-5-84 vs. Stanford (4-4, 1 2B, 3 HR)

Most RBI

9 - Jeremy West, 4-27-03 vs. Wash. State
9 - Jeff Larish, 1-26-03 vs. San Diego St.

9 - Tommy Adams, 5-2-90 vs. UNLV
8 - Kiel Roling, 3-17-07 vs. Maine
8 - Jeremy West, 5-15-02 vs. Portland
8 - Andrew Beinbrink, 3-20-99 vs. BC
8 - Scott Shores, 2-9-94 vs. Southern Utah
8 - Mike Soddors, 2-21-81 vs. New Mexico
8 - Chris Bando, 5-6-78 vs. UTEP
8 - Clay Westlake, 4-28-73 vs. GCU
8 - Alan Bannister, 3-3-72 vs. CS-Northridge

Most Stolen Bases

4 - Drew Maggi, 4-10-10 at Wash. State
4 - Willie Bloomquist, 3-14-98 vs. USC
4 - Willie Bloomquist, 2-28-99 vs. Arizona
4 - John Finn, 2-23-87 vs. LMU
4 - Gary Atwell, 3-28-73 vs. Massachusetts
4 - Lenny Randle, 3-26-69 vs. Cal Poly
4 - Mel Stocker, 2-1-01 vs. Southern Utah

Most Walks

5 - Kole Calhoun, 6-12-10 vs. Arkansas
5 - Alvin Davis, 4-8-82 vs. USC
5 - Fred Nelson, 3-30-67 vs. Oklahoma

Most Strikeouts

4 - several times, last by Zack MacPhee vs. Arkansas (6-12-10)

Most Errors

4 - Rick Morris, 3-15-85 vs. UCLA
4 - Jerry Maddox, 2-15-63 vs. Wisconsin
4 - Ben Ruiz, 4-3-59 vs. Wisconsin

SINGLE-GAME PITCHING RECORDS

Most Innings Pitched

15 - Gary Gentry, 5-22-67 vs. Arizona
14 - Eddie Bane, 4-1-72 vs. LaVerne
14 - Gary Gentry, 6-17-67 vs. Stanford

Most Strikeouts

22 - Sterling Slaughter, 3-18-63 vs. CSU
21 - Eddie Bane, 4-1-72 vs. LaVerne (14 inn.)
20 - Jim Otten, 5-23-73 vs. BYU

Most Runs Allowed

10 - 9 times, last by Mike Leake, 5-11-07 vs. UCLA (5.1 ip)

Most Hits Allowed

16 - Don Hanna, 3-9-76 vs. LaVerne (9 ip)
16 - Joe Arnold, 3-1-68 vs. LA State (8.2 ip)
16 - Ron Lea, 5-1-65 vs. New Mexico (8 ip)

Most Consecutive Strikeouts

9 - Jim Otten, 5-23-73 vs. BYU
8 - Beau Vaughan, 1-17-03 vs. Hawaii-Hilo

8 - Eddie Bane, 3-2-73 vs. CSUN

Most Walks

13 - Jim Crawford, 4-4-70 vs. Wisc. (9 ip)
12 - Ken Hansen, 3-7-70 vs. CSUN (8.2 ip)
11 - Ken Hansen, 4-12-69 vs. UA (8.2 ip)
10 - S. Hancock, 6-1-64 vs. Air Force (8.2 ip)
10 - John Miller, 4-9-60 vs. SD Marines (9 ip)

SINGLE-SEASON HITTING RECORDS

Single Season Batting Average (Wood Bat Era)

.434 - Roger Schmuck, 1971
.382 - Clay Westlake, 1973
.380 - Alan Bannister, 1972

Single-Season Batting Average (Aluminum Bat Era)

.446 - Paul Lo Duca, 1993
.439 - Mark Ernster, 1999
.432 - Hubie Brooks, 1978

Single-Season Hits (Wood Bat Era)

101 - Alan Bannister, 1972
98 - Roger Schmuck, 1971
97 - Ken Reed, 1972
97 - Alan Bannister, 1971

Single-Season Hits (Aluminum Bat Era)

129 - Paul Lo Duca, 1993
126 - Hubie Brooks, 1978
121 - Kevin Romine, 1982

Single-Season Doubles (Wood Bat Era)

20 - Dennis Kendrick, 1973
20 - Alan Bannister, 1971
20 - Paul Ray Powell, 1969

Single-Season Doubles (Aluminum Bat Era)

34 - Dustin Pedroia, 2003
30 - Chris Bando, 1978
29 - Antone Williamson, 1993
29 - Steve Willis, 1988

Single-Season Triples (Wood Bat Era)

13 - Alan Bannister, 1971

Single-Season Triples (Aluminum Bat Era)

14 - Zack MacPhee, 2010



ASU



Single-Season Home Runs
(Wood Bat Era)
15 - Reggie Jackson, 1966
13 - Alan Bannister, 1972
12 - Roger Schmuck, 1971

Single-Season Home Runs
(Aluminum Bat Era)
27 - Mitch Jones, 2000
25 - Bob Horner, 1978
23 - Jeff Larish, 2005
23 - Barry Bonds, 1985
23 - Oddibe McDowell, 1984

Single-Season RBI
(Wood Bat Era)
90 - Alan Bannister, 1972
80 - Roger Schmuck, 1971
73 - Paul Ray Powell, 1969

Single-Season RBI
(Aluminum Bat Era)
102 - Chris Bando, 1978
100 - Bob Horner, 1978
100 - Mike Sodders, 1981

Single-Season Runs Scored
(Wood Bat Era)
93 - Mike Sodders, 1971
81 - Alan Bannister, 1972
73 - Paul Ray Powell, 1969

Single-Season Runs Scored
(Aluminum Bat Era)
101 - Oddibe McDowell, 1984
101 - Steve McMichael, 1978
96 - Ken Landreaux, 1976

Single-Season Walks
(Wood Bat Era)
56 - Scott Reid, 1967
51 - Rick Monday, 1965
48 - Rick Valley, 1971

Single-Season Walks
(Aluminum Bat Era)
87 - Alvin Davis, 1982
78 - Jeff Larish, 2003
71 - Doug Newstrom, 1993

Most Stolen Bases
59 - Kevin Romine, 1982
49 - Ricky Peters, 1977
36 - Oddibe McDowell, 1984
36 - Oddibe McDowell, 1983
36 - Drew Maggi, 2010

Longest Hitting Streak
45 - Roger Schmuck, 1971
37 - Paul LoDuca, 1993

36 - Hubie Brooks, 1978
30 - Jacob Cruz, 1994
26 - Riccio Torrez, 2010
25 - Bump Wills, 1972

Most Consecutive Hits
9 - Mike Pagel, 1982
9 - Hubie Brooks, 1978
8 - Mark Ernster, 1999
8 - Jerry Mantlo, 1972
8 - Paul Ray Powell, 1969
8 - Duffy Dyer, 1966
8 - Richy Leon, 1995
7 - last by Andre Ethier, 2003

Best Batting Average
(Early Era)
.571 - Pete Brown, 1921
.518 - Nick Johnson, 1948
.511 - Pete Brown, 1922
.505 - Cedric Austin, 1922

Most Hit-by-Pitches
29 - Jonah Martin, 2000

Best Slugging Percentage
(Aluminum Bat Era)
.819 - Bob Horner, 1978
.787 - Mitch Jones, 2000
.762 - Mike Sodders, 1981
.761 - O. McDowell, 1984
.753 - Brett Wallace, 2008

Most Grand Slam Home Runs
4 - Jeff Larish, 2003
3 - Jeremy West, 2003
3 - Steve Garrabrants, 2003
3 - Dave Hudgens, 1977

Most Consecutive Stolen Bases
22 - Sean Tyler, 1994

Most Assists by Outfielder
12 - Ricky Candelari, 1988

SINGLE-SEASON PITCHING RECORDS

Most Appearances
39 - Mitchell Lambson, 2010
39 - Noah Peery, 1994
38 - Brett Bordes, 2005
36 - Chuck Crumpton, 1998
35 - Tommy Rafferty, 2008
35 - Ryan Bradley, 1997
34 - Ryan Bradley, 1996
34 - Kevin Dukes, 1981
33 - Dave Graybill, 1984
32 - Trevor Williams, 2011
32 - Mitchell Lambson, 2009
32 - Brady Martinez, 2006

Most Innings Pitched
186.0 - Floyd Bannister, 1976
181.1 - Linty Ingram, 1988
175.0 - Gary Gentry, 1967
169.0 - Larry Gura, 1969

Consecutive Scoreless IP
43 - Eddie Bane, 1972
38 - Eddie Bane, 1972
33 - Craig Swan, 1972
31 - Pete Lovich, 1962
29 - Lerrin LaGrow, 1969

Single-Season ERA
(Wood Bat Era)
0.99 - Eddie Bane, 1972
1.01 - Larry Gura, 1969
1.14 - Gary Gentry, 1967

Single-Season ERA
(Aluminum Bat Era)
1.45 - Floyd Bannister, 1976
1.53 - Ryan Schroyer, 2003
1.66 - Floyd Bannister, 1975

Single-Season Pitching Wins
(Wood Bat Era)
19 - Larry Gura, 1969
17 - Gary Gentry, 1967
16 - Tom Burgess, 1967
16 - Craig Swan, 1972

Single-Season Pitching Wins
(Aluminum Bat Era)
19 - Floyd Bannister, 1976
19 - Kendall Carter, 1981
17 - Linty Ingram, 1988

Single-Season Strikeouts
(Wood Bat Era)
229 - Gary Gentry, 1967
213 - Eddie Bane, 1972
196 - Larry Gura, 1969

Single-Season Strikeouts
(Aluminum Bat Era)
217 - Floyd Bannister, 1975
213 - Floyd Bannister, 1976
162 - Mike Leake, 2009
162 - Sean Rees, 1990

Single-Season Walks
(Wood Bat Era)
82 - Ken Hansen, 1969
79 - Ken Hansen, 1970
73 - Tom Burgess, 1967

Single-Season Walks
(Aluminum Bat Era)
85 - Sean Lowe, 1992
78 - Kevin Dukes, 1980
74 - Don Hanna, 1976

Single-Season Walks
(Aluminum Bat Era)
85 - Sean Lowe, 1992
78 - Kevin Dukes, 1980
74 - Don Hanna, 1976

Single-Season Shutouts
(Wood Bat Era)
7 - Eddie Bane, 1972
7 - Jim Crawford, 1972
6 - Gary Gentry, 1967

Single-Season Shutouts
(Aluminum Bat Era)
4 - Floyd Bannister, 1976
3 - John Poloni, 1974
3 - John Poloni, 1975
3 - Sean Rees, 1990
3 - Will Waldrip, 1999

Single-Season Complete
Games (Wood Bat Era)
15 - Larry Gura, 1969
13 - Eddie Bane, 1973
13 - Gary Gentry, 1967

Single-Season Complete
Games (Aluminum Bat Era)
17 - Floyd Bannister, 1976
13 - Linty Ingram, 1988
11 - Floyd Bannister, 1975

Most Runs Allowed
(Wood Bat Era)
53 - Jim Crawford, 1970
50 - Ron Lea, 1965
49 - Jeff Pentland, 1967

Most Runs Allowed
(Aluminum Bat Era)
95 - Linty Ingram, 1988
89 - Kurt Dempster, 1986
82 - Jeff Matranga, 1992

Single-Season Saves
14 - Jordan Swagerty, 2010
12 - Doug Nurnberg, 1965
12 - Kevin Dukes, 1981
11 - Jason Jarvis, 2007
11 - Dave Graybill, 1984
11 - Noah Peery, 1994



ASU



PITCHING SUPERLATIVES

PERFECT GAMES (1)

March 2, 1973 Eddie Bane vs. Cal St.-Northridge (ASU 9-0)

NO-HITTERS (7)

Feb. 2, 1993 Kevin Rawitzer vs. Southern Utah (ASU 7-0)
 March 19, 1988 Brian Dodd vs. Tennessee (ASU 9-0)
 March 16, 1976 Mitch Dean vs. Texas (ASU 6-0)
 March 30, 1970 Ken Hansen vs. Oklahoma (ASU 5-0)
 April 8, 1967 Jeff Pentland vs. Wyoming, 7 innings (ASU 1-0)
 May 11, 1962 Harley Anderson vs. New Mexico St. (ASU 3-0)
 March 23, 1961 Sam Cook vs. Utah St., 7 innings (ASU 7-0)

ONE-HITTERS (27)


May 20, 2007 Brian Flores at Oregon State (ASU 8-1)
 Jan. 24, 1999 Drew Friedberg vs. Hawaii-Hilo (ASU 10-0)
 Jan. 31, 1998 Colin Call, Robby Milner, Chuck Crumpton, Richey Leon vs. Hawaii-Hilo (ASU 5-1)
 April 10, 1996 Gabe Molina, Richey Leon, Kaipo Spenser, Ryan Bradley vs. Southern Utah (ASU 10-1)
 March 27, 1996 Jason Bond, Gabe Molina, Jason Verdugo, Richey Leon vs. Portland State (ASU 12-0)
 April 22, 1994 Billy Neal vs. California (ASU 11-1)
 March 19, 1994 Billy Neal vs. Michigan, 7 innings (ASU 8-1)
 March 16, 1994 Jason Ruskey vs. UNLV, 8 innings (ASU 6-0)
 Feb. 27, 1991 Gary Tatterson vs. Rice (ASU 10-0)
 Jan. 29, 1989 Brian Dodd vs. UC-Riverside, 7 innings (ASU 4-1)
 Feb. 1, 1986 Mike Thorpe vs. Cal Poly-Pomona, 7 innings (ASU 7-0)
 Feb. 11, 1984 Jose Rodiles vs. New Mexico (ASU 5-2)
 June 5, 1983 Doug Henry vs. Maine in CWS (ASU 7-0)
 April 9, 1983 Gilbert Villanueva, Jim Jefferson vs. Arizona (ASU 3-2)
 May 6, 1975 John Poloni, Jim Peterson, Rex Brewster, Tom Vander Meersche vs. NAU (ASU 6-1)
 April 12, 1975 Greg Cochran vs. UTEP, 7 innings (ASU 12-0)
 March 21, 1975 Floyd Bannister vs. USC (ASU 8-0)
 Feb. 22, 1975 John Poloni vs. UC-Irvine (ASU 8-0)
 March 7, 1970 Craig Swan vs. San Fernando St. (ASU 1-0)
 April 4, 1968 Ken Hansen vs. New Mexico (ASU 8-1)
 June 2, 1967 Tom Burgess vs. Air Force (ASU 6-0)
 May 14, 1965 John Pavlik vs. Arizona (ASU 6-0)
 April 16, 1965 Ron Lea vs. Wyoming (ASU 8-0)

March 18, 1963 Sterling Slaughter vs. Colorado St. (ASU 7-0)
 April 18, 1961 Mike Tatum vs. Cal St. (LA), 7 innings (ASU 6-0)
 March 14, 1961 Harley Anderson, Gary Graham vs. Grand Canyon, 7 innings (ASU 11-1)
 April 25, 1959 Joe Kostyk vs. San Diego, NTC (ASU 11-1)


TWO-HITTERS (31)

(complete games only)


Jan. 23, 1999 Will Waldrip vs. Hawaii-Hilo (ASU 3-0)
 Jan. 31, 1998 Jay Gehrke vs. Hawaii-Hilo, 7 innings (ASU 13-2)
 Feb. 17, 1995 Billy Neal vs. San Francisco (ASU 5-0)
 May 1, 1991 Doug Newstrom vs. UNLV (ASU 13-2)
 March 31, 1990 Sean Rees vs. Florida St. (ASU 9-0)
 April 20, 1987 Mike Schwabe vs. New Mexico St. (ASU 8-1)
 April 29, 1986 Royal Clayton vs. UNLV, 7 innings (ASU 7-2)
 March 16, 1978 Jerry Vasquez vs. Eastern Michigan (ASU 6-3)
 March 11, 1978 Floyd Bannister vs. Oklahoma St. (ASU 4-0)
 April 18, 1975 Floyd Bannister vs. Arizona (ASU 9-1)
 Feb. 22, 1975 Greg Cochran vs. UC-Irvine, 7 innings (ASU 5-1)
 June 14, 1972 Craig Swan vs. Temple (ASU 1-0)
 April 1, 1972 Jim Crawford vs. LaVerne, 7 innings (ASU 5-0)
 March 18, 1972 Jim Otten vs. Northern Colorado, 7 innings (ASU 4-0)
 March 9, 1972 Eddie Bane vs. Chapman (ASU 1-0)
 May 9, 1971 Eddie Bane vs. New Mexico (ASU 9-2)
 March 13, 1971 Craig Swan vs. Chapman (ASU 3-0)
 April 4, 1970 Ken Hansen vs. Wisconsin (ASU 1-0)
 April 25, 1969 Larry Gura vs. New Mexico (ASU 2-1)
 April 19, 1969 Ken Hansen vs. Texas-El Paso (ASU 11-0)
 March 26, 1969 Craig Swan vs. Cal Poly-SLO (ASU 5-0)
 March 23, 1968 Larry Gura vs. Michigan (ASU 4-0)
 March 19, 1968 Lerrin LaGrow vs. Southern Illinois (ASU 4-0)
 March 18, 1968 Larry Gura vs. Southern Illinois (ASU 8-0)
 April 15, 1967 Gary Gentry vs. Arizona (ASU 3-0)
 March 28, 1967 Gary Gentry vs. Oklahoma (ASU 1-0)
 March 18, 1967 Gary Gentry vs. Colorado State College (ASU 11-0)
 June 12, 1964 Skip Hancock vs. Mississippi (ASU 5-0)
 March 7, 1964 Skip Hancock vs. Cal St.-LA (ASU 5-0)
 March 17, 1962 Pete Lovrich vs. Cal St.-LA (ASU 4-1)
 March 27, 1961 Sterling Slaughter vs. Wyoming (ASU 7-0)



Erik Averill



Mike Esposito



Jon Switzer


PITCHING RECORDS

ALUMINUM BAT ERA (1974-PRESENT)

Single Season ERA	Single Season Strikeouts
Floyd Bannister, 1976 ... 1.45	Floyd Bannister, 1975 ... 217
Single Season Pitching Wins	Single Season Shutouts
Floyd Bannister, 1976 19	Floyd Bannister, 1976 4
Kendall Carter, 1981..... 19	Single Season Complete Games
	Floyd Bannister, 1976 17

EDDIE BANE'S PERFECT GAME

On March 2, 1973, Eddie Bane did something no other Sun Devil has ever done. Bane hurled a perfect game against Cal State Northridge, striking out 19 in the 9-0 victory.



Beau Vaughan



CAREER RECORDS

INDIVIDUAL HITTING

Most At-Bats

1. Clay Westlake, 1973-76 . . . 958
2. Gary Atwell, 1970-73. 934
3. Andrew Beinbrink, 1996-99. 863
4. Jeff Larish, 2002-05 849
5. Dan Rumsey, 1986-89 837
6. Casey Myers, 1998-2001 . . 815
7. Mikel Moreno, 1995-98 . . . 803
8. Dustin Pedroia, 2002-04 . . . 777
9. John Finn, 1986-89 764
10. Travis Buck, 2003-05 752

Most Runs

1. Andrew Beinbrink, 1996-99. 245
2. Mikel Moreno, 1995-98 . . . 236
3. Jeff Larish, 2002-05 229
4. Gary Atwell, 1970-73. 224
5. Willie Bloomquist, 1997-99 . 216
- Rick Peters, 1974-77. 216
7. Dustin Pedroia, 2002-04 . . . 212
- Ken Landreaux, 1974-76 . . . 212
9. Travis Buck, 2003-05 205
10. Bump Wills, 1971-74 198
- Casey Myers, 1998-2001 . . . 198

Most Hits

1. Clay Westlake, 1973-76 . . . 322
2. Andrew Beinbrink, 1996-99. 318
3. Casey Myers, 1998-2001 . . 313
4. Dustin Pedroia, 2002-04 . . . 298
5. Gary Atwell, 1970-73. 286
6. Jeff Larish, 2002-05 283
7. Mikel Moreno, 1995-98 . . . 277
8. Travis Buck, 2003-05 272
9. Antone Williamson, 1992-94 . 264
10. Bob Horner, 1976-78. 262

Most Doubles

1. Clay Westlake, 1973-76 . . . 88
2. Andrew Beinbrink, 1996-99. . 75
3. Dustin Pedroia, 2002-04 . . . 71
4. Antone Williamson, 1992-94. 70
5. Ike Davis, 2006-08 69
6. Casey Myers, 1998-2000 . . . 64
7. Dan Rumsey, 1986-89 58
8. Jeff Phelps, 1998-2001. 57
- Jeff Larish, 2002-05 57
10. Mikel Moreno, 1995-98 . . . 56

Most Triples

1. Alan Bannister, 1970-72 . . . 26
- Ed Irvine, 1977-79. 26
3. Willie Bloomquist, 1997-99 . 22
4. Rick Peters, 1974-77. 20
- Bump Wills, 1971-74. 20

Most Home Runs

1. Bob Horner, 1976-78. 56
2. Jeff Larish, 2002-05 51
3. Mike Kelly, 1989-91. 46
4. Barry Bonds, 1983-85 45
- Brett Wallace, 2006-08 45
6. Dan Rumsey, 1986-89 44
7. Andrew Beinbrink, 1996-99. . 40
8. Casey Myers, 1998-2001 . . . 39
9. Mitch Jones, 1999-2000 . . . 38
10. Jeremy West, 2001-03 36
- Ted Dyson, 1983-87 36
- Mike Soddors, 1980-81. 36

Most Total Bases

1. Andrew Beinbrink, 1996-99 . . 547
2. Clay Westlake, 1973-76 . . . 505
- Jeff Larish, 2002-05 505
4. Casey Myers, 1998-2001 . . 494
5. Bob Horner, 1976-78. 492
6. Dan Rumsey, 1986-89 469
7. Brett Wallace, 2006-08 . . . 450
8. Antone Williamson, 1992-94 443
9. Barry Bonds, 1983-85 438
10. Dustin Pedroia, 2002-04 . . 423

Most RBI

1. Andrew Beinbrink, 1996-99 . . 283
2. Casey Myers, 1998-2001 . . 275
3. Clay Westlake, 1973-76 . . . 250
4. Jeff Larish, 2002-05 235
5. Bob Horner, 1976-78. 229
6. Antone Williamson, 1992-94 . 203
7. Ike Davis, 2006-08 202
8. Alvin Davis, 1979-82 200
9. Mike Kelly, 1989-91. 194
- Ken Landreaux, 1974-76. . . 194

Most Stolen Bases

1. Kevin Romine, 1981-82. 86
2. Rick Peters, 1974-77. 78
3. Rick Nelson, 1978-81 75
4. Willie Bloomquist, 1997-99 . 72
- Oddibe McDowell, 1983-84. . 72
6. Ken Landreaux, 1974-76. . . 69

Most Errors

1. Andrew Beinbrink, 1996-99. . 67
2. Romy Cucjen, 1983-84 61
3. Bert Martinez, 1980-83 59
4. Antone Williamson, 1992-94. 58
5. Kurt Ehmman, 1991-92 49
6. Luis Lagunas, 1963-66 46

INDIVIDUAL PITCHING

Most Appearances

1. Brett Bordes, 2003-06 109
2. Kendall Carter, 1981-84 . . . 102
- Mitchell Lambson, 2009-11. 102
4. Ryan Bradley, 1995-97 99
5. Kevin Dukes, 1978-81. 82
6. David Cassidy, 1986-89 74
- Ken Hansen, 1968-71 74

Most Innings Pitched

1. Craig Swan, 1969-72457.2
2. Kendall Carter, 1981-84 . . .427.1
3. Jim Crawford, 1969-72 . . .399.2
4. Floyd Bannister, 1974-76 .396.2
5. Ken Hansen, 1968-71391.1

Most Victories

1. Kendall Carter, 1981-84 47
- Craig Swan, 1969-72 47
3. Eddie Bane, 1971-73 40
- Mike Leake, 2007-09 40
4. Floyd Bannister, 1974-76 . . . 38
5. Jim Crawford, 1969-72 33
6. Jeff Pentland, 1966-68 32

Most Losses

1. Jim Crawford, 1969-72 17
2. Ken Jones, 1979-80 15
3. David Cassidy, 1986-89 14
- Kurt Dempster, 1985-86 14
5. Mike Thorpe, 1984-86 13
- Doug Henry, 1983-85 13
- Jon Switzer, 1999-2001 13

Most Strikeouts

1. Eddie Bane, 1971-73 535
2. Floyd Bannister, 1974-76 . . 478
3. Craig Swan, 1969-72 459
4. Ken Hansen, 1968-71 418
5. Jim Crawford, 1969-72 374

Most Walks

1. Ken Hansen, 1968-71 250
2. Kevin Dukes, 1978-81. . . . 236
3. Jeff Ahern, 1978-81. 176
4. Jim Crawford, 1969-72 174

Most Runs Allowed

1. Kevin Dukes, 1978-81. . . . 228
2. Kendall Carter, 1981-84 . . . 225
3. Kurt Dempster, 1985-88 . . . 184
4. David Cassidy, 1986-89 . . . 177
5. Linty Ingram, 1987-88 169

Most Hits Allowed

1. Kendall Carter, 1981-84 . . . 433
2. Craig Swan, 1969-72 354

3. Kevin Dukes, 1978-81. 347
4. David Cassidy, 1986-89 . . . 327
5. Linty Ingram, 1987-88 325

Most Shutouts

1. Jim Crawford, 1969-72 12
2. Eddie Bane, 1971-73 11
3. Craig Swan, 1969-72 10
4. Jeff Pentland, 1966-68 9
5. Larry Gura, 1967-69 8

Most Saves

1. Doug Nurnberg, 1965-67 . . . 25
2. Kevin Dukes, 1978-81. 20
3. Zechry Zinicola, 2004-06. . . . 18
- Jordan Swagerty, 2009-10 . . . 18
5. Noah Peery, 1993-94 17
- Ryan Schroyer, 2001-03. . . . 17
- Mitchell Lambson, 2009-11 . . 17
8. Ryan Bradley, 1995-97 16
9. Dave Graybill, 1982-84 13



Kendall Carter (above) and Craig Swan (below) are tied for the most wins in school history with 47.





ASU



CAREER BATTING AVERAGE (TWO OR MORE YEARS)

PLAYER	G	AB	H	AVG.
1. Kevin Romine (1981-82)	140	547	223	.408
2. Brett Wallace (2006-08)	173	655	261	.398
3. Hubie Brooks (1977-78)	131	497	197	.396
4. Willie Bloomquist (1997-99)	175	649	256	.394
5. Mike Sodders (1980-81)	127	501	195	.389
Dan McKinley (1995-97)	164	647	252	.389
7. Chris Bando (1975-78)	155	502	195	.388
8. Dustin Pedroia (2002-04)	185	777	298	.384
Bob Horner (1976-78)	186	683	262	.384
Casey Myers (1998-2001)	219	815	313	.384
11. Roger Schmuck (1970-71)	112	420	160	.381
12. Oddibe McDowell (1983-84)	141	550	209	.380
13. Jason Kipnis (2008-09)	125	474	179	.378
14. Rick Morris (1985-86)	126	477	178	.373
15. Eric Sogard (2005-07)	139	456	169	.371
16. Anthony Manahan (1988-90)	154	580	213	.367
17. Alvin Davis (1979-82)	215	690	250	.362
John Regoli (1959-60)	86	327	118	.362
Travis Buck (2003-05)	192	752	272	.362
20. Jacob Cruz (1992-94)	151	543	196	.361

BEST SLUGGING PERCENTAGE (MIN. 250 AT-BATS)

PLAYER	G	AB	H	BASES	PCT.
1. Mitch Jones (1999-2000)	109	405	141	296	.731
2. Bob Horner (1976-78)	186	683	262	492	.720
3. Jason Kipnis (2008-09)	125	474	179	326	.688
4. Brett Wallace (2006-08)	173	655	261	450	.687
5. Rick Morris (1985-86)	126	477	178	325	.681
6. Roger Schmuck (1970-71)	112	420	160	273	.650
7. Jeremy West (2001-03)	168	550	194	356	.647
8. Todd Brown (1983-85)	119	452	160	292	.646
9. Oddibe McDowell (1983-84)	141	550	209	354	.644
10. Hubie Brooks (1977-78)	131	497	197	317	.638
11. Andrew Beinbrink (1996-99)	231	863	318	547	.634
12. Chris Johnston (1981-82)	114	375	121	235	.627
13. Louie Medina (1984-85)	111	434	147	270	.622
14. Barry Bonds (1983-85)	196	711	247	438	.616
15. Jim Austin (1989-91)	179	684	232	420	.614
16. Dan McKinley (1995-97)	164	647	252	395	.611
17. Alan Banister (1970-72)	171	634	225	387	.610
18. Mike Kelly (1989-91)	191	724	254	439	.606
Casey Myers (1998-2001)	219	815	313	494	.606
20. Ike Davis (2006-08)	172	691	244	418	.605

BEST EARNED RUN AVERAGE (MIN. 150 IP) - WOOD BAT ERA

PLAYER	G	IP	H	R	ER	ERA
1. Gary Gentry (1967)	22	174.0	108	38	22	1.14
2. Larry Gura (1967-69)	50	292.0	198	72	51	1.57
3. Jim Otten (1972-73)	36	271.1	138	61	39	1.62
4. Eddie Bane (1971-72)	62	379.1	257	80	69	1.64
5. Gary Graham (1961-63)	32	178.0	146	74	36	1.82
6. Lerrin LaGrow (1968-69)	24	155.0	115	42	34	1.97
7. Jeff Pentland (1966-68)	54	256.2	291	109	89	2.24
Sterling Slaughter (1961-63)	53	248.2	211	103	63	2.24
9. Craig Swan (1969-72)	67	457.2	354	139	114	2.25
10. Sam Cook (1961-64)	60	226.1	202	72	57	2.27

BEST EARNED RUN AVERAGE (MIN. 150 IP) - ALUMINUM BAT ERA

PLAYER	G	IP	H	R	ER	ERA
1. Floyd Bannister (1974-76)	61	396.2	296	115	83	1.88
2. John Poloni (1973-75)	35	219.0	190	80	61	2.51
3. Mike Leake (2007-09)	63	390.1	339	151	126	2.91
4. Randy Newman (1981-82)	41	167.0	149	92	69	2.99
5. Jerry Vasquez (1977-78)	41	200.1	209	98	68	3.06
6. Brian Dodd (1988-89)	37	160.2	145	75	61	3.43
7. Kip Vaughn (1989-90)	43	176.1	153	97	68	3.47
8. Blas Minor (1987-88)	46	156.1	161	77	61	3.51
9. Tom Van Der Meersche (1975-78)	56	264.0	257	131	104	3.55
10. Kendall Carter (1981-84)	102	427.1	433	225	172	3.62

BEST WINNING PERCENTAGE (MIN. 15 DECISIONS)

PLAYER	G	W	L	PCT.
1. Jim Otten (1972-75)	36	24	1	.960
2. John Pavlik (1964-66)	38	22	1	.956
3. Lerrin LaGrow (1968-69)	24	19	1	.950
4. Greg Cochran (1972-75)	40	18	1	.947
5. Gary Gentry (1967)	22	17	1	.945
6. Don Hanna (1976)	21	15	1	.938
7. Eddie Bane (1971-73)	62	40	4	.909
8. Sam Cook (1961-64)	60	25	3	.894
9. John Poloni (1973-75)	35	23	3	.885
10. Randy Newman (1981-82)	41	15	2	.882
11. Craig Swan (1969-72)	67	47	9	.875
12. Mike Leake (2007-09)	63	40	6	.870
13. Mike Hansen (1970-71)	33	13	2	.867
14. Floyd Bannister (1974-76)	61	38	6	.864



FRESHMEN RECORDS

PLAYER	YEAR	G	AVG.	AB	R	H	RBI	2B	3B	HR	SB	BB	SO
Clay Westlake	1973	58	.382	212	48	81	46	20	4	5	1	25	20
Bob Horner	1976	61	.339	183	49	62	42	13	2	9	5	28	25
Barry Bonds	1983	64	.306	206	60	63	54	12	2	11	16	41	42
Mike Kelly	1989	61	.300	233	48	70	56	15	1	10	16	30	61
Antone Williamson	1992	56	.315	216	35	68	44	18	1	4	1	26	20
Dan McKinley	1995	47	.325	126	29	41	7	10	2	1	9	11	16
Andrew Beinbrink	1996	46	.362	152	44	55	41	8	7	5	0	16	26
Willie Bloomquist	1997	51	.356	132	33	47	31	10	5	1	7	10	24
Casey Myers	1998	51	.386	184	35	71	58	17	0	8	1	20	36
Rod Allen	2001	51	.389	180	41	70	53	14	1	6	6	11	18
Dustin Pedroia	2002	58	.347	236	51	82	45	13	2	1	5	24	19
Travis Buck	2003	66	.326	239	59	78	46	13	3	4	12	35	28
Ike Davis	2006	58	.329	240	39	79	65	20	2	9	2	20	58
Drew Maggi	2009	61	.309	181	63	56	24	5	5	0	21	40	35

BATTING RECORDS

HITS

1.	Dustin Pedroia, 2002	82
2.	Clay Westlake, 1973	81
3.	Ike Davis, 2006	79
4.	Travis Buck, 2003	78
5.	Casey Myers, 1998	71
6.	Rod Allen, 2001	70
	Mike Kelly, 1989	70
8.	Antone Williamson, 1992	68
9.	Barry Bonds, 1983	63
10.	Deven Marrero, 2010	62
	Bob Horner, 1976	62

STOLEN BASES

1.	Drew Maggi, 2009	21
2.	Barry Bonds, 1983	16
	Steve Garrabrants, 2001	16
	Mike Kelly, 1989	16
5.	Travis Buck, 2003	12
	Colin Curtis, 2004	12
	Johnny Ruettiger, 2009	12

RUNS SCORED

1.	Drew Maggi, 2009	63
2.	Barry Bonds, 1983	60
3.	Dustin Pedroia, 2002	51
4.	Bob Horner, 1976	49
5.	Mike Kelly, 1989	48
	Zack MacPhee, 2009	48
7.	Andrew Beinbrink, 1996	44

RBI

1.	Ike Davis, 2006	65
2.	Casey Myers, 1998	58
3.	Mike Kelly, 1989	56
4.	Barry Bonds, 1983	54
5.	Rod Allen, 2001	53
6.	Clay Westlake, 1973	46

	Travis Buck, 2003	46	3.	Ken Hansen, 1968	92
8.	Dustin Pedroia, 2002	45	4.	Doug Newstrom, 1989	89
9.	Antone Williamson, 1992	44	5.	Craig Swan, 1969	80
10.	Deven Marrero, 2010	42	6.	Doug Henry, 1983	78
	Bob Horner, 1976	42		Jon Switzer, 1999	78
			8.	Brady Rodgers, 2010	67
			9.	Kaipo Spenser, 1994	64
			10.	Erik Averill, 2003	61

BATTING AVERAGE (Min. 130 AB)

1.	Deven Marrero, 2010	.397			
2.	Rod Allen, 2001	.389			
3.	Casey Myers, 1998	.386			
4.	Clay Westlake, 1973	.382			
5.	Brett Wallace, 2006	.371			
6.	Andrew Beinbrink, 1996	.362			
7.	Willie Bloomquist, 1997	.356			
8.	Dustin Pedroia, 2002	.347			
9.	Bob Horner, 1976	.339			
10.	Ike Davis, 2006	.329			

HOME RUNS

1.	Barry Bonds, 1983	11			
2.	Mike Kelly, 1989	10			
3.	Bob Horner, 1976	9			
	Ike Davis, 2006	9			
5.	Casey Myers, 1998	8			

PITCHING RECORDS

WINS

1.	Kendall Carter, 1981	19			
2.	Ken Jones, 1978	13			
	Mike Leake, 2007	13			
5.	Kaipo Spenser, 1994	10			
	Doug Newstrom, 1991	10			
7.	Craig Swan, 1969	9			
	Mitch Dean, 1976	9			
	Doug Henry, 1983	9			
	Mitchell Lambson, 2009	9			

STRIKEOUTS

1.	Mitchell Lambson, 2009	99			
2.	Mike Leake, 2007	94			

ERA (MIN. 50.0 IP)

1.	Brady Rodgers, 2010	2.11			
2.	Craig Swan, 1969	2.24			
3.	Tom Vander Meersche, 1975	2.57			
4.	Ken Hansen, 1968	2.70			
5.	Kendall Carter, 1981	2.86			
6.	Mitchell Lambson, 2009	3.01			
7.	Mitch Dean, 1976	3.08			
8.	Doug Henry, 1983	3.10			
9.	Ryan Bradley, 1995	3.18			
10.	Jim Crawford, 1969	3.30			

INNINGS PITCHED

1.	Mike Leake, 2007	127.0			
2.	Doug Henry, 1983	116.0			
3.	Doug Newstrom, 1991	111.0			
4.	Kendall Carter, 1981	110.0			
5.	Mitch Dean, 1976	96.1			
6.	Kaipo Spenser, 1994	92.1			
7.	Mitchell Lambson, 2009	83.2			
8.	Jon Switzer, 1999	87.1			
9.	Erik Averill, 2003	86.0			
10.	Ken Hansen, 1968	73.1			

SAVES

1.	Jason Jarvis, 2007	11			
2.	Mitch Dean, 1976	8			
	Zechry Zinicola, 2004	8			
4.	Ryan Bradley, 1995	6			
5.	Pat Bresnehan, 2004	5			
	Mitchell Lambson, 2009	5			