

2012 ARMY FOOTBALL



POST-SPRING REVIEW

GENERAL INFORMATION

Location: West Point, N.Y. 10996
 Founded: March 16, 1802
 Enrollment: 4,400
 Motto: "Duty, Honor, Country"
 Colors: Black, Gold, Gray
 Nicknames: Black Knights, Cadets
 Mascot: Mule
 Conference: Independent
 Stadium (Capacity): Michie Stadium (38,000)
 Playing Surface: FieldTurf
 Superintendent: Lt. Gen. David H. Huntoon, Jr.
 Commandant of Cadets: Brig. Gen. Theodore Martin
 Dean of the Academic Board: Brig. Gen. Tim Trainor

ATHLETIC DEPARTMENT EXECUTIVE STAFF

Director of Athletics: Boo Corrigan
 Deputy Athletic Director: Jonathan Evans
 Executive Athletic Director: Bob Beretta
 Associate AD/SWA: Lt. Col. Kim Kawamoto
 Interim Deputy Military AD: Lt. Col. Mike McElrath
 Assoc. AD/Recruiting & Admissions: Gene McIntyre
 Assoc. AD/Chief Financial: Anmarie Gambino Thompson

COACHING INFORMATION

Head Coach: Rich Ellerson (Hawai'i '77)
 Record at Army: 15-22 (Three seasons)
 Career College Record: 75-63 (12 seasons)

Assistant Coaches:

Ian Shields (Oregon State, 1997), OC/QB
 Payam Saadat (Washington St., 1995), Co-DC/LB
 Chris Smeland (Cal Poly, 1974), Co-DC/S
 John Brock (Curry College, 2002), Rovers/B-Squad
 Tony Coaxum (West Point, 2000), CB
 Andy Guyader (Cal Poly, 1997), WR
 Capt. Clarence Holmes (West Point, 2003), DT
 Robert Lyles (TCU, 1994), Whip LB
 Gene McKeehan (Utah State, 1968), OG/C
 John Mumford (Pittsburg State, 1979), DE
 Luke Thompson (Assumption, 1999), ST/FB
 Bill Tripp (University of Bridgeport, 1970), OT
 Tucker Waugh (DePauw, 1993), RB/Rec. Coord.
 Brett Gerch (Appalachian St., 2000), Strength & Cond.
 Maj. Chad Bagley (West Point, 1995), FB Ops.

Football Phone Number: 938-6266

TEAM INFORMATION

2011 Record: 3-9
 Basic Offense: Spread/Triple Option
 Basic Defense: Double-Eagle Flex
 Lettermen Returning (O/D/ST): 57 (27/27/3)
 Lettermen Lost (O/D/ST): 23 (11/10/2)
 Starters Returning (O/D/ST): 17 (6/8/3)
 Starters Lost (O/D/ST): 9 (5/3/1)

Total Starters Returning: 17

Offensive Starters Returning (6): Frank Allen (OG, 6-4, 261, Jr.), Larry Dixon (FB, 6-0, 238, So.), Raymond Maples (RB, 6-1, 218, Jr.), Ryan Powis (C, 6-0, 248, So.), Trent Steelman (QB, 6-0, 207, Sr.), Matthew Villanti (OG, 6-3, 262, Sr.).

Defensive Starters Returning (8): Geoffery Bacon (LB, 6-0, 207, So.), Nate Combs (LB, 6-1, 216, Sr.), Jacob Drozd (LB, 6-3, 213, So.), Thomas Holloway (LB, 5-11, 196, Sr.), Josh Jackson (DB, 6-0, 182, Sr.), Lamar Johnson-Harris (DB, 5-9, 173, So.), Hayden Pierce (DB, 6-3, 187, So.), Zach Watts (DE, 5-11, 203, Sr.).

Specialist Starters Returning (3): Chris Boldt (P, 6-0, 181, Jr.), Frank Ceva (LS, 6-2, 220, Sr.), Eric Osteen (KO, 6-1, 187, Sr.).

Total Starters Lost: 9

Offensive Starters Lost: 5 (WR Austin Barr, WR Davyd Brooks, OL Robert Kava, OL Brad Kelly, OL Mike McDermott).

Defensive Starters Lost: 3 (LB Steven Erzinger, DL A.J. Mackey, LB Andrew Rodriguez).

Specialist Starters Lost: 1 (PK Alex Carlton).

2012 ARMY FOOTBALL PERSONNEL CHART

Total Lettermen Returning: 57

Offensive Lettermen Returning: 27 (OL Frank Allen, RB Brian Austin, RB Terry Baggett, OL Derek Bisgard, RB Malcolm Brown, RB Jon Crucitti, FB Larry Dixon, RB Stephen Fraser, RB Jared Hassin, OL Ben Jebb, OL Michael Kime, WR Patrick Laird, WR Chevaughn Lawrence, RB Raymond Maples, RB Kelechi Odocha, OL Ryan Powis, QB Angel Santiago, OL Steve Shumaker, QB Trent Steelman, WR Anthony Stephens, FB Hayden Tippett, WR E.J. Tucker, RB Trenton Turrentine, OL Matt Villanti, OL Dan Whitaker, RB Scott Williams, OL Will Wilson)

Defensive Lettermen Returning: 27 (DB Justin Allen, LB Geoffery Bacon, DB Lyle Beloney, LB Michael Cermak, LB Nate Combs, DB Tyler Dickson, LB Jacob Drozd, DL Richard Glover, LB Julian Holloway, LB Thomas Holloway, DB Josh Jackson, DB Marcus Jackson, DB Lamar Johnson-Harris, DE Clayton Keller, DE Colin Linkul, DB Tyler Martin, DE Kyle Maxwell, DB Reggie Nesbit, DB Hayden Pierce, LB C.J. Shelley, DB Ty Shrader, LB Justin Trimble, DB Waverly Washington, LB Corey Watts, DE Zach Watts, DB James Whittington, DE Holt Zalneraitis)

Specialist Lettermen Returning: 3 (P Chris Boldt, LS Frank Ceva, PK Eric Osteen)

Total Lettermen Lost: 23

Offensive Lettermen Lost: 11 (OL Joe Bailey, WR Austin Barr, WR Davyd Brooks, RB Brian Cobbs, QB Max Jenkins, OL Robert Kava, OL Brad Kelly, FB Matt Luetjen, OL Mike McDermott, WR Jared McFarlin, OL Jordan Pleasants)

Defensive Lettermen Lost: 10 (DL Broghan Carnes, LB Kingsley Ehie, LB Steve Erzinger, DB Danny Hinkson, DL Chad Littlejohn, DL A.J. Mackey, DE Shola Mustapha, LB Bill Prosko, LB Andrew Rodriguez, LB Justin Schaaft)

Specialist Lettermen Lost: 2 (PK Alex Carlton, P Kolin Walk)

2011 RESULTS

Sept. 3	at Northern Illinois	L	26-49
Sept. 10	SAN DIEGO STATE	L	20-23
Sept. 17	NORTHWESTERN	W	21-14
Sept. 24	at Ball State	L	21-48
Oct. 1	TULANE	W	45-6
Oct. 8	at Miami (Ohio)	L	28-35
Oct. 22	at Vanderbilt	L	21-44
Oct. 29	FORDHAM	W	55-0
Nov. 5	at Air Force	L	14-24
Nov. 12	vs. Rutgers\$	L	12-27
Nov. 19	at Temple	L	14-42
Dec. 10	vs. Navy!	L	21-27

HOME GAMES IN BOLD CAPS

\$at Yankee Stadium (Bronx, N.Y.)
 !at FedEx Field (Washington, D.C.)

2012 ARMY FOOTBALL SCHEDULE

SEPTEMBER

8	at San Diego State	Qualcomm Stadium	San Diego, Calif.	TBA
15	NORTHERN ILLINOIS	MICHIE STADIUM	WEST POINT, N.Y.	12/3:30 p.m. (CBS Sports Network)
22	at Wake Forest	BB&T Field	Winston-Salem, N.C.	TBA
29	STONY BROOK	MICHIE STADIUM	WEST POINT, N.Y.	12/3:30 p.m. (CBS Sports Network)

OCTOBER

6	BOSTON COLLEGE	MICHIE STADIUM	WEST POINT, N.Y.	12/3:30 p.m. (CBS Sports Network)
13	KENT STATE	MICHIE STADIUM	WEST POINT, N.Y.	12/3:30 p.m. (CBS Sports Network)
20	at Eastern Michigan	Rynearson Stadium	Ypsilanti, Mich.	TBA
27	BALL STATE	MICHIE STADIUM	WEST POINT, N.Y.	12/3:30 p.m. (CBS Sports Network)

NOVEMBER

3	AIR FORCE	MICHIE STADIUM	WEST POINT, N.Y.	12/3:30 p.m. (CBS Sports Network)
10	at Rutgers	Rutgers Stadium	Piscataway, N.J.	TBA
17	TEMPLE	MICHIE STADIUM	WEST POINT, N.Y.	12/3:30 p.m. (CBS Sports Network)

DECEMBER

8	vs. Navy	Lincoln Financial Field	Philadelphia, Pa.	TBA (CBS)
---	----------	-------------------------	-------------------	-----------

HOME GAMES IN BOLD ALL CAPS

Just nine weeks after the curtain came down on the 2011 season, the Army Black Knights were back on the practice field to begin their preparations for the 2012 campaign. After having played more freshmen than any other team in the country last season, the Black Knights' practice sessions featured a competitive atmosphere among so many talented returnees.

This year's spring drills were historic for two reasons. For the first time, the Black Knights conducted all of their workouts in the morning and the annual Black/Gold Game was played at historic Doughboy Stadium on the grounds of Fort Benning. The morning workout time required a commitment from the Academy's academic and military leaders, but Ellerson was able to work out the details in order to conduct the experiment which he believes will help improve the team's rest and recovery cycle, nutrition and time management. While the early returns in the spring were positive, it has not been determined if the move is viable for the fall.

"It's problematic in the fall because it means every morning instead of every other morning so that hasn't been determined," Ellerson said at the conclusion of spring drills. "We've liked what we've seen so far. We don't want to get ahead of ourselves. I'm encouraged by the quality of the work that's been done, and what I'm seeing tells me it's a positive. We're chipping away at the nutrition, and the rest-recovery model looks to be better, but we don't want to get caught rooting for something. We want to make sure we step back and look at it objectively. So far, the initial data points we've gotten have been positive."

While the time of the workouts was earlier than usual, at least the surroundings were familiar. The same could not be said for the annual Black/Gold Game which was shifted 1,000 miles to the south. After receiving permission from the NCAA to take the spring scrimmage off campus, the Black Knights loaded up two C-17 transport planes and headed for Fort Benning. The team was divided into Infantry and Armor squads, honoring two of the branches that call the Georgia post home. In addition to the game, the Black Knights were able to gain a better understanding of their military futures by attending a basic training graduation, touring the National Infantry Museum and interacting with soldiers. The Armor team came away victorious, scoring a 20-14 victory in front of a packed Doughboy Stadium.

"I thought it was spectacular," Ellerson said. "However good I thought it was going to be, it was better. It was good on so many levels, and there were so many positive takeaways. Everybody you talked to was so excited about their experience. Everybody had a slightly different takeaway, and I don't think it's all sunk in yet. We experienced so much in 36 hours. I think in the days, weeks and months to come, we'll continue to reflect on that trip and what we witness and what we were a part of. I think it will continue to pay dividends throughout this team's lifespan."

Spring schedule changes aside, the 2012 team began to take shape inside the Foley Athletic Center. The most positive news to come out of spring practice was the development of the defensive line. A vastly undersized unit a year ago, the front four saw the emergence of several players that should help the Black Knights be successful at the point of attack and improve the defensive unit as a whole.

"I'm encouraged by where the group up front on defense is," Ellerson said. "It's a much more physically mature group. We have some guys that are back playing the positions they should be as opposed to being forced into service somewhere other



SENIOR QUARTERBACK TRENT STEELMAN

than where they wanted to be. That's where good defense starts. We're looking like we made some gains in that area, and that bodes well for us."

While the defensive line group was able to show their improvement to the coaching staff, a rash of injuries at the offensive skill positions left some interrogatives unanswered heading into preseason camp.

"There are all kinds of positive stories out there, but there are some frustrations as well," Ellerson explained. "There are some things that didn't get done offensively because of the injury bug that bit us. It wasn't a lot of serious stuff, but it was enough to keep us from exploring all the things we hoped we would."

"We left some question marks in the offensive backfield. There were some things we wanted to investigate, that we weren't necessarily able to do as much as we wanted. We'll try to set ourselves up for that early in training camp. The only things we feel a little bit frustrated about are the things we weren't able to explore to the extent that we wanted to because of the injury situation, and that was mostly in the offensive backfield."

OFFENSE

On paper, the Black Knights are primed to have one of the most prolific offensive seasons in Academy history. Army returns its top seven rushers from last season's team that led the country in rushing yards per game. The group combined for 296.7 of the team's 346.5 yards per game and 27 of the team's 35 rushing touchdowns last season. Eleven players that scored rushing touchdowns last season are back for 2012.

Quarterback

Senior Trent Steelman will be back under center as the starter for the fourth straight season. Steelman has been one of the most durable quarterbacks in Academy history, starting a school record 22 straight games before suffering injuries that kept him out of some or all of five games a year ago. Despite missing that time, the Bowling Green, Ky., native was the Black Knights' second-leading rusher with 645 yards and led the team with 12 rushing touchdowns. Steelman is the only Army player in school history to rush for 2,000 yards and pass for 2,000 yards during his career.

The Black Knights also have the luxury of an experienced backup. While just a sophomore, Angel Santiago gained valuable experience during his plebe season, playing in four games. He rushed for 162 yards and a score as a rookie, including a 72-yard effort in his lone start opposite Rutgers at Yankee Stadium. Despite the established starter above him on the depth chart, Santiago did not take anything for granted during spring drills and showed the coaches that he is ready to step in if necessary.

"There are some things that Angel does as well or better than Trent," Ellerson said. "There is the potential that he can continue to evolve and put some pressure on that position. He's got extraordinarily quick feet. I think there is still a little bit of a confidence issue with the football – confidence letting the ball go, confidence in pitching the ball aggressively on the option. He's much more comfortable with the ball in his hands or the fullbacks hands. He's not necessarily comfortable pitching the ball or trusting his receivers to win a fight for the ball in the air. He throws it well. The only criticism of him I have moving forward is that when he's out there in those game situations, which he's much more comfortable in than practice, that he consistently gets the ball in the hands it needs to, getting the ball thrown on time, getting the ball pitched on time, not forcing the ball into his hands. If he can manage that, he's a complete quarterback. That's really all that's left for him to manage. What you see out there is really a good football player."

Sophomore Gino DeBartolo and junior Parker Hite also had opportunities during spring practice. With Steelman nursing an injury that kept him out of the spring game, DeBartolo took most of the repetitions for the Infantry squad. He threw for a touchdown and accounted for the game's longest play with a 44-yard run.

Fullback

The first option in Army's triple-option attack is manned by one of the Black Knights' most productive freshmen a year ago. Sophomore Larry Dixon played in all 12 games last season, including five starts. He finished fourth on the team with 542 yards and averaged 6.2 yards per carry. His five rushing touchdowns were the second most on the team.

Junior Hayden Tippett occupies the No. 2 spot on the depth chart. Tippett rushed 11 times for 77 yards and a touchdown in limited duty last season. In addition, senior Jared Hassin, who rushed for 1,000 yards as Army's main fullback in 2010, is still an option despite spending the spring working at the C-Back position.

"I feel really great about the fullback position," Ellerson said. "We have Larry Dixon and Hayden Tippett, and I'm really excited about those two guys. They're really a 1-2 punch. You've also got Jared Hassin, who has a thousand turns at that position. The fullback, just like the center and the quarterback, those positions that are right down the middle of your offense, are so crucial to our success. We can't feel better about them."

Running Back

When spring practice began, the running back depth chart was stocked with familiar names that had productive 2011 campaigns. However, several nicks and sprains limited the Black Knights' ability see how far those players have progressed since the end of last season.

"I look at the board and I see two or three guys at both of those slot positions who are really good football players, and in some cases they're veteran football players like Raymond Maples and Malcolm Brown," Ellerson said. "Then there are some young guys with all kinds of upside who started as freshmen at different times during the season like Trenton Turrentine, Terry Baggett and Stephen Fraser. Then you go out for spring football and you can't have a full practice because you don't have enough running backs that are healthy. It was a thick group that had a heck of a time practicing because of a sprain or a strain. There are some guys that just have hard time being healthy. I don't think that's the nature of this particular group, but that's what I'm concerned about. It doesn't matter how many good players you have if they're always hurt. If they were all healthy every day, we would have a challenge getting the requisite amount of reps for everyone."

At the A-Back position, Brown enters the fall as the starter despite missing all of spring drills. Brown was the Black Knights' third-leading rusher last season with 572 yards and three touchdowns on 81 carries. His 7.1 yards per rush was second on the team. Brown is also the team's leading returning receiver after catching seven passes for 163 yards and a team-high two touchdowns last season.

A pair of sophomores should also see significant playing time behind Brown. Turrentine started the first three games of last season before suffering a knee injury that kept him out for the rest of the season and all of spring drills. In his limited time, he averaged 4.7 yards per carry, gaining 98 yards and scoring one touchdown. Baggett played in three games last season as well, running for 53 yards and a score on 10 carries.

At C-Back, the Black Knights' most productive rusher from 2011 is back in the record-setting Maples. The Philadelphia native rushed for 1,066 yards and four touchdowns last season, the ninth-highest season total in Academy history. Maples set the Academy record, averaging 7.301 yards per carry, the most ever by an Army rusher with at least 100 carries in a season.

Army may be the only school in the country entering fall camp with a 1,000-yard rusher backing up another 1,000-yard rusher. Senior Jared Hassin, a mainstay at fullback the last two seasons who ran for 1,013 yards and nine touchdowns as a sophomore, made the move to C-Back full time this spring. Hassin began his transition last season, starting op-

posite Navy as one of the Black Knights' slotbacks. In 2011, Hassin rushed for 450 yards and a touchdown on 98 carries (4.6/rush). The 2012 season will mark the first time in Academy history that two players with 1,000-yard rushing seasons to their credit will be on the Army roster.

Along with Hassin, sophomore Stephen Fraser will push Maples for playing time. After flashing his big-play ability with a 99-yard touchdown run in a junior varsity game, Fraser played in five of the last six games, including two starts. He averaged 5.5 yards per carry on 14 rushing attempts.

Wide Receiver

Both starters from last season are gone, so this spring was important in the development of the 2012 receiving corps. Unfortunately, the injury bug that bit the running backs also took a chunk out of the wide receivers.

At the X position, junior Patrick Laird is penciled in as the starter. Laird was a special teams stalwart last season and was utilized as a tight end in certain specialty packages. He made one catch for 14 yards in 2011, but his physicality and blocking ability will be a key to Army's success in 2012. Junior E.J. Tucker is listed second behind Laird.

On the opposite side, sophomore Chevaughn Lawrence had a standout spring to win the Z position entering preseason. A gifted athlete, Lawrence played in eight games last season and made one catch. Junior Anthony Stephens, who played in 12 games a year ago but was limited by injury this spring, is penciled in as the backup.

"We were a little bit nicked up out there," Ellerson said of his wideouts. "Anthony Stephens didn't have a full spring, but he did some good things this spring. He's played a lot of football for us. Patrick Laird and E.J. Tucker are tough sons-of-guns. They catch the ball and they block their tails off. They're tough. Chevaughn Lawrence really had a great spring. Throughout the spring, he really made some great plays and the consistency of that play improved throughout spring. He did a nice job blocking in the spring game in particular. That's not something he didn't have a big background with. It's great to see him come out knocking some guys out of their shoes. That was the encouraging part."

Offensive Line

As with any run-based offense, the offensive line will be a key to the Black Knights' offensive success. Four seniors and a sophomore who started the last eight games of his rookie season ended spring drills as the starting five.

The line is anchored by third-year starter Frank Allen at left guard. Allen has started 25 consecutive games and has been a key member of the front that helped Army rank among the top 10 in the nation in rushing each of the past two years. Junior Jon Szott is listed as Allen's primary backup.

Lining up next to Allen at tackle with the first unit is senior Ben Jebb. The local product from Cornwall, N.Y., has been a backup during his first three seasons, but won the starting job this spring.

Sophomore Ryan Powis is back at center after winning the starting job after four games last season. Classmate Todd McDonald did not see any action last season, but won the backup job with a solid spring.

At right guard, senior Matt Villanti returns after playing in all 12 games and starting the last six outings last season. Villanti missed most of the spring practice season with an injury, but should be ready for action by the start of training camp. Junior Zach Reichert and sophomore Steve Shumaker occupy the backup spots on the post-spring depth chart.

The right tackle position will be an interesting battle during preseason camp with a pair of players who started at center last season fighting for the No. 1 job. Senior Will Wilson is listed at the top of the depth chart entering the fall. Wilson started three games at center and once at right guard last season. Junior Michael Kime will also make the transition to right tackle in 2012. Army's starting center in the season opener last year, Kime battled injury through most of the season, but also started once at left tackle.

"Will is a guy who has a lot of turns under his belt at center, but he finished spring ball as the No. 1 guy at right tackle," Ellerson said. "He's done a nice job there. He's another one of those guys that you have to be careful with. He's like a Swiss Army knife. He can do so many things, but we owe it to Will to let him settle in and be the guy at tackle unless somebody can chase him out of there."

"That will be contested because Michael Kime is going to come back and compete with him. Both those guys have a background at center, but both those guys are aspiring to be the right tackle. Will had a good spring, and nobody is really surprised by that. He knows exactly what is expected of him, and he has a tremendous football IQ. He can manage space. Our tackles block in the run game much as a tight end would block in a traditional offense. They're at the second and third level an awful lot. So much of that is just spatial awareness and understanding angles. Will has a great understanding of that. It's almost a sixth sense."

DEFENSE

The biggest issues facing the Army defense this spring were improving the play up front and making sure the Black Knights defense adjusted to the myriad of offenses it will see in the fall. Ellerson believes both efforts went well.

"I don't know if you would say we made adjustments, but the emphasis has moved as college football has evolved a little bit," Ellerson explained. "I think the biggest thing will be the play in the defensive front. As that starts to mature, the second and third row gets a little more noticeable. There are some things conceptually that have always been a part of us, but maybe not the lead part, that are now coming to the forefront because of the style of play in college football. If you watched the bowl season, you can see how people are investing in the quarterback's legs week in and week out. What (Tim) Tebow did in the NFL with his legs that is just an extension of what his happening in the college game."

"There is nothing we're doing that we haven't done in the past. But those things play a bigger role. That's been the starting point. Sometimes those were the things you invested some time in at the end of spring ball. You spent a couple of days on those concepts and defensive movements. This year, that was the first thing we did. We kind of flipped the equation. That became the emphasis."

Defensive Ends

The Black Knights' edge rushers will be bolstered by both the return of an impact player and familiar face in a new place. At the "quick" end position, both senior Zach Watts and classmate Jarett Mackey will see plenty of time. They are listed as the co-starters following spring practice. Watts started all 12 games last season, including the last 11 at the quick spot. A first-team Academic All-American, Watts made 26 tackles and ranked second on the team with 6.5 tackles for loss. He tied for the team lead with 3.0 sacks. Mackey, who was chosen as

Army's legacy captain by last year's seniors, did not participate in spring drills while rehabbing a knee injury suffered in last year's opener. As a sophomore in 2010, Mackey made 6.5 tackles for loss, including 4.0 sacks.

"Jarett is in that leadership role (legacy captain)," Ellerson said. "He does a wonderful job with the team in the locker room and in the Corps. His recovery is right on track. That should be a solid group coming out in training camp."

Some terminology along the defensive front has changed this season. In what has simply been known as a defensive end in prior years is now termed the "whip." The defensive line/linebacker hybrid position that had previously been known as the whip is now listed as "bandit" on the depth chart.

Regardless of what it's called, Holt Zalneraitis will play a key role in the Black Knights' scheme. Moving from defensive tackle to the whip defensive end this spring, Zalneraitis opened the coaching staff's eyes with a productive spring campaign. Last season, he made 25 tackles, including 1.5 for loss, in 12 games. Junior Kyle Maxwell and sophomore Derek Sanchez are also fighting for time behind Zalneraitis.

"The other guy we should talk about up there is Holt Zalneraitis," Ellerson said. "He played such a prominent role on the interior of the line last year, but moving him out to defensive end, he had a tremendous spring. I thought Zach Watts did as well, but Holt especially. He's much more comfortable with the job description which is more consistent with his physical make-up. He was really productive this spring."

Defensive Tackles

While the Black Knights' defensive scheme relies on speed and quickness up front, last year's interior defensive line was even more undersized than usual. The 2012 version will feature plenty of new faces that, based on their performance this spring, should be one of the most improved units on the Army roster.

The five players listed on the post-spring depth chart have a total of four games of experience. At left tackle, junior Robert Kough is back on the field after missing all of last season. Despite having never appeared in a game, Kough will be counted on to anchor the middle in 2012. Kough showed why the coaches have such high expectations during the Black Knights' spring game.

"Bobby (Kough) was dragging an ankle around, and he was still as advertised," Ellerson said. "I wanted him to step into a game environment, and that felt like a game down there. That was one of the benefits of the trip. It didn't feel like a spring practice or a spring scrimmage, it felt like a football game and had all the excitement and butterflies that are associated with that. It was great to get Bobby out there. I don't think he was 100 percent, but even at 85 or 90 percent, he still made a statement."

Junior Shane Finnane finished the spring as Kough's primary backup on the left side.

On the right side, sophomore Richard Glover won the starting job coming out of spring drills with a strong showing. Glover is the most experienced of the defensive tackles after appearing in three games last season. Classmates Joe Drummond and Mike Ugenyi are listed as the backups. Drummond made his collegiate debut last season, but suffered an injury that kept him out of spring drills.

"I'm really happy with the spring that Richard Glover had," Ellerson said. "He's changed his body a little bit. Throughout the course of the spring, and in

the spring game, he really made a statement. Mike Ugenyi is catching up with his body. His legs are getting underneath him. He's got a way to go yet, but the progress he made this spring is really consistent with what we were expecting him to do."

Linebackers

The Army linebacking corps is one of the most experienced units on the defensive side. Returning starter Geoffery Bacon is back in the middle after taking over the job as a freshman. Bacon recorded 60 tackles as a plebe, including 2.5 for loss. Junior Zach Williams, senior C.J. Shelley and sophomore Michael Cermak are also in the mix at the middle linebacker position.

The rover position features to very familiar faces. Junior Justin Trimble ended spring practice as the starter, while junior Thomas Holloway is his primary backup. Holloway started last season at free safety, but was moved to rover in order to better fit his skills into the Army system. Trimble was limited to six games last season because of injury and made 12 tackles. Holloway was Army's second-leading tackler with 76 stops. Holloway was just one player who was shuffled to a different spot on the defense during spring practice.

"I've got Ty (Sharader), Tom Holloway and Tyler Dickson all at different positions where they can compete and all of them can aspire to being in the front of the line," Ellerson explained. "The job descriptions overlap. The skills and reactions that you need to play these different positions - rover, free safety, boundary corner - there is carryover. There is some position flexibility built in there so I divvied those guys up."

The bandit linebacker features three players who were regulars in the lineup last season. Senior Nate Combs did not compete during the spring while recovering from injury, but will still enter the preseason as the starter at that position. Combs played in all 12 games a year ago, starting six times. He made 37 stops, including six behind the line of scrimmage.

Junior Corey Watts and sophomore Jacob Drozd are listed as Combs' primary backups. Watts played in 11 games in 2011, starting four times at defensive end. He made 15 tackles, including one quarterback sack. Drozd started six times on the defensive line as a plebe, racking up 18 tackles, three of which were for a loss. While only three players are listed on the depth chart, the Black Knights utilized a number of players at that position during spring practice.

"The bandit spot is where Nate (Combs) was. He played a lot there last year," Ellerson said. "Corey Watts had a good spring there. Jacob Drozd, Julian Holloway, Colby Miller, James Forgrave, all those guys took some turns there this spring. We have some really unique individuals in there. All those guys do things well. Some of them do different things better than other. Jacob, if he can see the game and gets used to that, he's got more ability in doing all that stuff. Sometimes you're asked to be a defensive lineman, fine, he's been one. Sometimes you're asked to be a linebacker and a pass rusher. He's done all those things and he's been first team doing all those things. Some of those guys are much stronger at part of that job description than others. He has a chance to be extraordinary at all of them. It's not an exact science."

Defensive Backs

While there are plenty of returning players in the back line, some of them are in different places than a year ago. After playing all 12 games, includ-

ing seven starts, at free safety in 2011, junior Tyler Dickson will be battling for the boundary corner position. Dickson, who made 60 stops last season, finished the spring listed as the co-starter with senior Waverly Washington, a special teams regular who played in all 12 games last season.

At the field corner spot, senior Josh Jackson is the incumbent. Jackson has started 20 consecutive games and recorded 40 tackles, an interception and four pass breakups in 2011. Last season, he split his time between the two corner positions, playing mostly on the boundary. Behind Jackson, sophomores Lamar Johnson-Harris and Marques Avery will fight for playing time. Johnson-Harris started nine times last season.

The "sam", or strong safety features returning starter Hayden Pierce. Pierce, a sophomore, started all 10 games he played in as a freshman. He amassed 32 tackles, including 3.0 for loss. Junior Lyle Beloney is listed second on the depth chart. Beloney played in all 12 games, including a key role on special teams.

Two seniors occupy the top spots on the free safety depth chart. Ty Shrader won the job during spring drills, while Kyler Martin will enter camp as the backup. Shrader played in all 12 games last season, while Martin made 11 appearances, including five starts between the sam and rover positions.

"You'll see Kyler Martin and Ty Shrader battling at free safety, and Tyler (Dickson), Waverly Washington and Justin Allen battling it out at the boundary corner position," Ellerson said. "That was one of our goals this spring was to make sure those positions were competitive. We'll add in a really gifted newcomer at each of those positions come fall camp. Those guys have played a lot of football for us. We're going to leverage those things they've done well for us in the past, we're going to expand the job descriptions just a little bit, and give them each a chance to be in the front of the line."

SPECIAL TEAMS

Aside from any changes in personnel on the field this fall, the Black Knights will have a new face running the special teams on the sideline. Ellerson added Luke Thompson to the Army coaching staff. Thompson spent the past six seasons as the linebackers coach and special teams coordinator at Georgetown.

"Luke is going to be a great addition," Ellerson said. "He's been a special teams coach recently. That's what he's been doing. He's an extraordinarily bright guy who has been leading a special teams unit. He has some background in things that we value and some things that are a little bit unique to us. He comes from a similar philosophical background. He's a successful, practiced leader in the kicking game, and he's a really sharp guy. I think we can turn that phase week in and week out into an advantage for us."

The Black Knights will have to replace Alex Carlton, the placekicker for the last three seasons. Following spring practice, the two candidates to take over the job are senior Eric Osteen and junior Billy Fisher. Osteen served as Army's kickoff specialist a year ago, while Fisher has not yet played in a varsity game.

The punting duties will once again be handled by senior Chris Boldt. Boldt was Army's primary punter in 2011, averaging 39.8 yards on 31 kicks. He had four boots of better than 50 yards, including a 72-yarder, and put 10 kicks inside the opponent's 20-yard line.

2012 POST-SPRING DEPTH CHART

OFFENSE — TRIPLE OPTION					
WR	81	Patrick Laird	Jr.	6-3	219
	33	E.J. Tucker	Jr.	5-11	204
LT	58	Ben Jebb	Sr.	6-5	243
	55	Nick Bennett	So.	6-1	238
	OR 64	Dan Whitaker	Jr.	6-3	242
LG	79	FRANK ALLEN	Sr.	6-4	261
	77	John Szott	Jr.	6-3	280
C	52	RYAN POWIS	So.	6-0	248
	51	Todd McDonald	So.	5-11	239
RG	71	MATTHEW VILLANTI	Sr.	6-3	262
	75	Zach Reichert	Jr.	6-2	250
	OR 70	Stephen Shumaker	So.	6-0	264
RT	66	Will Wilson	Sr.	6-2	290
	78	Michael Kime	Jr.	6-2	243
QB	8	TRENT STEELMAN	Sr.	6-0	207
	3	Angel Santiago	So.	5-11	188
FB	26	LARRY DIXON	So.	6-0	238
	45	Hayden Tippett	Jr.	5-11	225
RB	23	Malcolm Brown	Sr.	5-11	181
	6	Trenton Turrentine	So.	5-9	206
	OR 31	Terry Baggett	So.	6-1	200
RB	1	RAYMOND MAPLES	Jr.	6-1	218
	7	Jared Hassin	Sr.	6-3	228
	OR 27	Stephen Fraser	So.	5-10	187
WR	21	Chevaughn Lawrence	So.	6-3	195
	2	Anthony Stephens	Jr.	6-2	194

DEFENSE — DOUBLE-EAGLE FLEX					
QUICK	40	ZACH WATTS	Sr.	5-11	203
	OR 34	Jarett Mackey	Sr.	6-1	235
	55	Colin Linkul	So.	6-0	188
LT	99	Robert Kough	Jr.	6-3	239
	74	Shane Finnane	Jr.	5-10	238
RT	98	Richard Glover	So.	6-0	247
	54	Joe Drummond	So.	6-3	228
	OR 93	Mike Ugenyi	So.	6-3	257
WHIP	45	HOLT ZALNERAITIS^	Jr.	6-2	224
	83	Kyle Maxwell	Jr.	6-5	231
	OR 94	Derek Sanchez	So.	6-3	206
BANDIT	22	NATE COMBS	Sr.	6-1	216
	56	Corey Watts	Jr.	5-11	205
	OR 50	JACOB DROZD^	So.	6-3	213
MLB	6	GEOFFERY BACON	So.	6-0	207
	OR 52	Zachary Williams	Jr.	5-11	202
	51	C.J. Shelley	Sr.	5-7	197
	OR 48	Michael Cermak	So.	6-0	211
ROV	5	Justin Trimble	Jr.	5-11	200
	29	THOMAS HOLLOWAY#	Sr.	5-11	196
SAM	9	HAYDEN PIERCE	So.	6-3	187
	15	Lyle Beloney	Jr.	5-11	197
FC	14	JOSH JACKSON	Sr.	6-0	182
	13	Marques Avery	So.	6-1	186
	OR 16	LAMAR JOHNSON-HARRIS!	So.	5-9	173
FS	4	Ty Shrader	Sr.	5-8	184
	19	Kyler Martin	Sr.	6-2	205
BC	21	Waverly Washington	Sr.	5-10	186
	OR 17	Tyler Dickson	Jr.	5-11	195
	28	Justin Allen	Sr.	5-10	179

SPECIALISTS					
PK	37	ERIC OSTEENS	Sr.	6-1	187
	36	Billy Fisher	Jr.	6-1	170
P	18	CHRIS BOLDT	Jr.	6-0	181
LS	89	FRANK CEVA	Sr.	6-2	220
	9	Hayden Pierce	So.	6-3	187

^Started at defensive tackle in 2011
 #Started at free safety in 2011
 !Started at boundary corner in 2011
 \$Handled kickoff duties only in 2011

RETURNING STARTERS IN ALL CAPS
 (as of March 30, 2012)

2012 ARMY SPRING ROSTERS

No.	VL	Name	Cl.^	Pos.	Hgt.	Wgt.	Hometown/High School
1	*	Raymond Maples	Jr.	RB	6-1	218	Philadelphia, Pa./W. Philadelphia Catholic (USMAPS)
1		Issac Winters	So.	DB	5-9	180	Spanaway, Wash./Graham-Kapowsin (USMAPS)
2	*	Anthony Stephens	Jr.	WR	6-2	194	Greenville, S.C./Mauldin
3		Marcus Jackson	So.	DB	5-11	177	Rome, Ga./Pepperell (USMAPS)
3		Angel Santiago	So.	QB	5-11	188	Fontana, Calif./Etiwanda (USMAPS)
4	**	Ty Shrader	Sr.	DB	5-8	184	Stevenson, Ala./North Jackson (USMAPS)
5	*	Justin Trimble	Jr.	LB	5-11	204	Ashburn, Va./O'Connell (USMAPS)
6		Geoffery Bacon	So.	LB	6-0	207	Milwaukee, Wis./Riverside (USMAPS)
6		Trenton Turrentine	So.	RB	5-9	206	Keller, Texas/Central (USMAPS)
7	*	Jared Hassin	Sr.	RB	6-3	228	Delafield, Wis./Kettle Moraine
8	**	Trent Steelman	Sr.	QB	6-0	207	Bowling Green, Ky./Bowling Green (USMAPS)
9		Hayden Pierce	So.	DB	6-3	187	Yorba Linda, Calif./Esperanza (USMAPS)
9		Scott Williams	Jr.	RB	5-8	165	Villa Park, Calif./Lutheran (USMAPS)
10	*	James Whittington	Sr.	DB	5-10	191	El Paso, Texas/Burges (USMAPS)
11		Gino DeBartolo	So.	QB	6-2	200	Kenosha, Wis./Mary D. Bradford
11		Addison Holstein	So.	DB	6-2	202	Lecanto, Fla./Lecanto
13	*	Jon Crucitti	Jr.	RB	5-11	195	Salisbury, N.C./West Rowan
13		Marques Avery	So.	DB	6-1	186	Pasco, Wash./Pasco (USMAPS)
14	**	Josh Jackson	Sr.	DB	6-0	182	Lawrenceville, Ga./Brookwood (USMAPS)
15	*	Brian Austin	Sr.	RB	5-8	205	Wexford, Pa./North Allegheny
15		Lyle Beloney	Jr.	DB	5-11	197	Katy, Texas/Seven Lakes (USMAPS)
16		Lamar Johnson-Harris	So.	DB	5-9	173	Milwaukee, Wis./Nicolet (USMAPS)
17		Julian Crockett	Jr.	RB	5-8	164	Wesley Chapel, Fla./Berkeley Prep (USMAPS)
17		Tyler Dickson	Jr.	DB	5-11	195	Mansfield, Ohio/Lexington (USMAPS)
18		Chris Boldt	Jr.	P	6-0	181	St. Louis, Mo./De Smet Jesuit
19		Parker Hite	Jr.	QB	6-0	192	Ninety Six, S.C./Ninety Six
19	**	Kyler Martin	Sr.	DB	6-2	205	Vacaville, Calif./Vacaville
20		Akintunde Akinniyi	So.	DB	6-1	197	Carrollton, Texas/Creekview (USMAPS)
20		Lawrence Scott	So.	RB	5-11	198	Ballwin, Mo./Parkway South
21		Chevaughn Lawrence	So.	WR	6-3	195	Fairview Heights, Ill./O'Fallon Township (USMAPS)
21	*	Waverly Washington	Sr.	DB	5-10	186	Scottsville, Va./Fork Union Military Academy
22	*	Nate Combs	Sr.	LB	6-1	216	New Albany, Ind./St. Xavier (USMAPS)
22		Kelechi Odocha	Sr.	RB	5-7	180	Columbia, Md./Atholton (USMAPS)
23	**	Malcolm Brown	Sr.	RB	5-11	181	Bay Shore, N.Y./Islip (USMAPS)
23		Stephen Ricciardi	So.	LB	6-0	196	West Harrison, N.Y./Harrison
25	*	Reggie Nesbit	Jr.	LB	6-2	213	Indianapolis, Ind./Park Tudor
26		Larry Dixon	So.	FB	6-0	238	Bremerton, Wash./Olympic (USMAPS)
27		Jordan Crockett	Jr.	DB	5-6	163	Wesley Chapel, Fla./Berkeley Prep (USMAPS)
27		Stephen Fraser	So.	RB	5-10	187	Tucson, Ariz./Sabino (USMAPS)
28	*	Justin Allen	Sr.	DB	5-10	179	Fletcher, N.C./West Henderson (USMAPS)
29		Thomas Holloway	Sr.	LB	5-11	196	Birmingham, Ala./Oak Mountain
30		Jay Brownfield	So.	DB	6-0	196	Columbus, Ind./Columbus North (USMAPS)
31		Terry Baggett	So.	RB	6-1	200	Chicago, Ill./Whitney Young
31		Jim Forgrave	So.	LB	5-10	218	Millersville, Pa./Hempfield (USMAPS)
32		Ryan Morgan	So.	WR	5-11	170	Ramona, Calif./Ramona (USMAPS)
33		E.J. Tucker	Jr.	WR	5-11	204	Morganville, N.J./Marlboro (USMAPS)
33		A.J. Armstrong	So.	LB	6-1	225	Neenah, Wis./Neenah (USMAPS)
34	**	Jarrett Mackey	Sr.	DE	6-1	235	Snellville, Ga./Brookwood (USMAPS)
34		Jay Tully	Jr.	FB	6-1	200	Franklin, Tenn./Battle Ground Academy (USMAPS)
36		Logan Pearce	So.	DB	6-0	194	North Royalton, Ohio/North Royalton
36		Billy Fisher	Jr.	K	6-1	170	Canfield, Ohio/Canfield
37		Tony Giovannelli	So.	RB	6-0	192	Chatham, Ill./Glenwood
37		Eric Osteen	Sr.	K	6-1	187	Augusta, Ga./Richmond Academy
38		Jonathan Lehman	So.	DB	6-1	182	Brookfield, Wis./Brookfield East
39		Tyler Glasz	So.	DB	5-11	200	Cibolo, Texas/Byron P. Steele
40	*	Zach Watts	Sr.	DE	5-11	203	Pittsburgh, Pa./North Allegheny (USMAPS)
42		Julian Holloway	So.	LB	6-2	197	Waverly, Ala./Auburn (USMAPS)
43	*	Dan McGue	Sr.	FB	6-2	230	Hinsdale, Ill./Benet Academy (USMAPS)
44		Brady Earnhardt	So.	RB	5-8	188	Old Hickory, Tenn./Mount Juliet (USMAPS)

ALPHABETICAL

No.	Name	Pos.
20	Akintunde Akinniyi	DB
79	Frank Allen	OL
28	Justin Allen	DB
15	Brian Austin	RB
33	A.J. Armstrong	LB
13	Marques Avery	DB
6	Geoffery Bacon	LB
31	Terry Baggett	RB
15	Lyle Beloney	DB
55	Nick Bennett	OL
50	Rob Bickel	OL
65	Derek Bisgard	OL
18	Chris Boldt	P
23	Malcolm Brown	RB
30	Jay Brownfield	DB
48	Michael Cermak	LB
89	Frank Ceva	LS
27	Jordan Crockett	DB
22	Nate Combs	LB
17	Julian Crockett	RB
13	Jon Crucitti	RB
11	Gino DeBartolo	QB
17	Tyler Dickson	DB
26	Larry Dixon	FB
50	Jacob Drozd	DL
54	Joe Drummond	DL
44	Brady Earnhardt	RB
62	David Evans	OL
59	Alfred Fields	LB
74	Shane Finnane	DL
36	Billy Fisher	K
31	Jim Forgrave	LB
27	Stephen Fraser	RB
57	Ryan Gibeley	OL
37	Tony Giovannelli	RB
39	Tyler Glasz	DB
98	Richard Glover	DL
7	Jared Hassin	RB
19	Parker Hite	QB
42	Julian Holloway	LB
29	Thomas Holloway	LB
11	Addison Holstein	DB
54	Tom Houser	OL
82	Michael Hudson	WR
14	Josh Jackson	DB
3	Marcus Jackson	DB
72	Shelby Jackson	OL
58	Ben Jebb	OL
16	Lamar Johnson-Harris	DB
58	Jay Jolliffe	LB
68	Colin Joy	OL
76	Ryan Kalnins	OL
44	Clayton Keller	DL
78	Michael Kime	OL
99	Robert Kough	DE
49	James Kelly	LB
81	Patrick Laird	WR

2012 ARMY SPRING ROSTERS

No.	VL	Name	Cl.^	Pos.	Hgt.	Wgt.	Hometown/High School
44		Clayton Keller	Jr.	DL	6-1	230	Lakeville, Conn./Salisbury School (USMAPS)
45		Hayden Tippett	Jr.	FB	5-11	225	Tempe, Ariz./McClintock
45		Holt Zalneraitis	Jr.	DE	6-2	224	Round Rock, Texas/Round Rock
46		Mitch McKearn	Jr.	DL	6-2	223	West Point, N.Y./O'Neill
47		Ryan McCollum	Jr.	LB	6-0	221	Cortland, Ohio/John F. Kennedy
48		Michael Cermak	So.	LB	6-0	211	Maryville, Tenn./Heritage (USMAPS)
49		James Kelly	So.	LB	6-3	220	Thornton, Colo./Community Christian School
50		Rob Bickel	So.	OL	6-4	221	El Cajon, Calif./Parish Episcopal (USMAPS)
50		Jacob Drozd	So.	DL	6-3	213	Seymour, Conn./Seymour (USMAPS)
51		Todd McDonald	So.	OL	5-11	239	Yorba Linda, Calif./Esperanza (USMAPS)
51		C.J. Shelley	Sr.	LB	5-7	197	Sarasota, Fla./Riverview
52		Ryan Powis	So.	OL	6-0	248	Midlothian, Va./James River (USMAPS)
52	*	Zachary Williams	Jr.	LB	5-11	202	Melissa, Texas/Melissa (USMAPS)
53		Mark Van Kopp	So.	OL	6-2	212	Bakersfield, Calif./Bakersfield
54		Joe Drummond	So.	DL	6-3	228	Pittsford, N.Y./The Charles Finney School
54		Tom Houser	Sr.	OL	6-3	260	Lebanon, Pa./Lebanon (USMAPS)
55		Nick Bennett	So.	OL	6-1	238	Louisville, Ky./Eastern
55		Colin Linkul	So.	LB	6-0	188	St. Louis, Mo./Saint Louis Priory School
56		Corey Watts	Jr.	DL	5-11	205	Pittsburgh, Pa./North Allegheny (USMAPS)
57		Ryan Gibeley	So.	OL	6-0	238	Boxford, Mass./Brooks School
58		Ben Jebb	Sr.	OL	6-5	243	Cornwall, N.Y./Cornwall
58		Jay Jolliffe	So.	LB	5-10	200	El Paso, Texas/Chapin (USMAPS)
59		Alfred Fields	Jr.	LB	6-0	196	West Palm Beach, Fla./Suncoast (USMAPS)
62		David Evans	So.	OL	6-3	262	Sauquoit, N.Y./Sauquoit Valley Central
63		William O'Keefe	So.	OL	6-3	266	Anaheim Hills, Calif./Mater Dei
64		Dan Whitaker	Jr.	OL	6-3	242	San Ramon, Calif./California (USMAPS)
65		Derek Bisgard	Sr.	OL	6-1	242	Scottsdale, Ariz./Saguaro (USMAPS)
66		Will Wilson	Sr.	OL	6-2	290	Great Falls, Va./Langley (USMAPS)
67		Jake Watts	So.	DE	6-1	213	Mesa, Ariz./Desert Ridge
68		Colin Joy	So.	OL	6-3	242	West Islip, N.Y./St. John The Baptist
70		Stephen Shumaker	So.	OL	6-0	264	Milford, Conn./Notre Dame (USMAPS)
71	*	Matthew Villanti	Sr.	OL	6-3	262	Katy, Texas/Seven Lakes (USMAPS)
72		Shelby Jackson	Jr.	OL	6-0	236	Rockledge, Fla./Rockledge (USMAPS)
74		Shane Finnane	Jr.	DL	5-10	238	Elgin, Ill./St. Edward
74		Richard Rainey	Jr.	OL	6-5	266	Cedar Park, Texas/Vista Ridge
75		Zach Reichert	Jr.	OL	6-2	250	Quincy, Ill./Quincy Notre Dame
76		Ryan Kalnins	Jr.	OL	6-1	226	Watertown, Conn./Holy Cross
77		John Szott	Jr.	OL	6-3	280	Aurora, Ill./Waubonsie Valley
78		Michael Kime	Jr.	OL	6-2	243	Zionsville, Ind./Culver Academies
78		Colby Miller	Jr.	LB	6-1	209	Phenix City, Ala./Smiths Station (USMAPS)
79	*	Frank Allen	Sr.	OL	6-4	261	Palmyra, N.J./Holy Cross (USMAPS)
81		Patrick Laird	Jr.	WR	6-3	219	Monroe, N.Y./Monroe-Woodbury
82		Michael Hudson	So.	WR	6-3	208	Urbandale, Iowa/Dowling (USMAPS)
83		Kyle Maxwell	Jr.	DE	6-5	231	Romeo, Mich./Romeo
83		Ross McDonald	So.	WR	6-3	197	Avon, Conn./Avon
84		Zach Williams	So.	WR	6-1	180	New Braunfels, Texas/Canyon
85		Robert Wright	Jr.	WR	6-2	190	Greenville, Tenn./Greenville
87		Justin Newman	So.	WR	6-3	192	Laveen, Ariz./Mountain View
89		Frank Ceva	Sr.	LS	6-2	222	Spartanburg, S.C./Dorman
90		Charles Tobin	Jr.	DL	6-3	217	Hope Mills, N.C./South View
93		Mike Ugenyi	So.	DL	6-3	257	Fairburn, Ga./North Springs (USMAPS)
94		Derek Sanchez	So.	DE	6-3	206	Reno, Nev./Bishop Manogue
98		Richard Glover Jr.	So.	DL	6-0	247	Katy, Texas/Cinco Ranch (USMAPS)
99		Robert Kough	Jr.	DE	6-3	239	Rancho Cucamonga, Calif./Colony (USMAPS)

ALPHABETICAL

No.	Name	Pos.
21	Chevaughn Lawrence	WR
38	Jonathan Lehman	DB
55	Colin Linkul	LB
34	Jarrett Mackey	DE
1	Raymond Maples	RB
19	Kyler Martin	DB
83	Kyle Maxwell	DE
43	Dan McGue	FB
47	Ryan McCollum	LB
83	Ross McDonald	WR
51	Todd McDonald	OL
46	Mitch McKearn	DL
78	Colby Miller	LB
32	Ryan Morgan	WR
25	Reggie Nesbit	LB
87	Justin Newman	WR
22	Kelechi Odocha	RB
63	William O'Keefe	OL
37	Eric Osteen	K
36	Logan Pearce	DB
9	Hayden Pierce	DB
52	Ryan Powis	OL
74	Richard Rainey	OL
75	Zach Reichert	OL
23	Stephen Ricciardi	LB
94	Derek Sanchez	DE
3	Angel Santiago	QB
20	Lawrence Scott	RB
51	C.J. Shelley	LB
4	Ty Shrader	DB
70	Stephen Shumaker	OL
77	John Szott	OL
8	Trent Steelman	QB
2	Anthony Stephens	WR
45	Hayden Tippett	FB
90	Charles Tobin	DL
5	Justin Trimble	LB
33	E.J. Tucker	WR
34	Jay Tully	FB
6	Trenton Turrentine	RB
93	Mike Ugenyi	DL
53	Mark Van Kopp	OL
71	Matthew Villanti	OL
21	Waverly Washington	DB
56	Corey Watts	DL
67	Jake Watts	DE
40	Zach Watts	DE
64	Dan Whitaker	OL
10	James Whittington	DB
9	Scott Williams	RB
84	Zach Williams	WR
52	Zachary Williams	LB
66	Will Wilson	OL
1	Issac Winters	DB
85	Robert Wright	WR
45	Holt Zalneraitis	DE

*Denotes varsity letters earned (2010 not included)

^indicates class for 2011 season

ARMY COACHING STAFF



RICH ELLERSON

**15-22 (4TH SEASON AT ARMY)
75-63 (13TH SEASON OVERALL)
HAWAI'I, 1977**

ACCOMPLISHMENTS

- 2010 Armed Forces Bowl Champions — Army's first bowl victory since 1985
- Guided Army to its first winning season (7-6) and postseason appearance since 1996
- Won more games in his first season (5, 2009) than any other Army head coach since Tom Cahill in 1966 (8).
- Has defeated a BCS AQ opponent in each of his three seasons.
- 2010 Liberty Mutual Coach of the Year Finalist



THE ELLERSON FILE

Year at Army: 4th

Career Year: 13th

Hometown: Tucson, Ariz.

Family: wife, Dawn; sons, Sean and Andrew; daughters, Shea and Leta; granddaughter Betty

EDUCATION

B.A., Hawai'i, 1977

M. Ed., Hawai'i, 1978

COACHING EXPERIENCE (Last position held is listed)

Army, Dec. 26, 2008-Present

Head Coach (15-22)

2009 (5-7): Most wins by an Army head coach in his first season since Tom Cahill in 1966

2010 (7-6): Guided Army to its first winning season and bowl berth since 1996

2011 (3-9): Defeated a BCS AQ conference opponent (Northwestern) for the third straight season

Cal Poly, 2001-Dec. 25, 2008

Head Coach (56-34)

- Seven winning seasons

- 2005 FCS Playoffs

- 2005 Eddie Robinson Award Finalist

- 2008 FCS Playoffs (No. 8 final national ranking)

- 2008 Eddie Robinson Award Runner-up

University of Arizona, 1997-2000

Defensive Coordinator

- 1997 Insight.com Bowl Champions

- 1998 Holiday Bowl Champions

Southern Utah University, 1996

Head Coach (4-7)

University of Arizona, 1992-1995

Assistant Head Coach

Defensive Line/Special Teams

- 1992 John Hancock Bowl

- 1993 Fiesta Bowl Champions

- 1994 Freedom Bowl

University of Hawai'i, 1987-1991

Defensive Coordinator

Calgary Stampeders (CFL), 1986

Defensive Coordinator

British Columbia Lions (CFL), 1984-1985

Defensive Line

- 1985 Grey Cup Champions

University of Hawai'i, 1981-1983

Defensive Line, Outside Linebackers, Special Teams

Cal State Fullerton, 1980

Defensive Line, Special Teams

University of Idaho, 1979

Linebackers, Special Teams

Arizona Western College, 1978

Defensive Secondary

University of Hawai'i, 1977

Defensive Line (Graduate Assistant)

ARMY ASSISTANT COACHES

IAN SHIELDS
OFFENSIVE COORDINATOR/
QUARTERBACKS

4TH SEASON
OREGON STATE, 1994

PAYAM SAADAT
CO-DEFENSIVE COORDINATOR/
LINEBACKERS

4TH SEASON
WASHINGTON STATE, 1994

CHRIS SMELAND
CO-DEFENSIVE COORDINATOR/
SAFETIES

4TH SEASON
CAL POLY, 1974

JOHN BROCK
ROVERS/
B-SQUAD

6TH SEASON
CURRY COLLEGE, 2002

TONY COAXUM
CORNERBACKS

6TH SEASON
WEST POINT, 2000

ANDY GUYADER
WIDE RECEIVERS

4TH SEASON
CAL POLY, 1997

CLARENCE HOLMES
DEFENSIVE TACKLES

9TH SEASON
WEST POINT, 2003

ROBERT LYLES
WHIP
LINEBACKERS

6TH SEASON
TCU, 1984

GENE MCKEEHAN
ASSOC. HEAD COACH/
GUARDS & CENTERS

6TH SEASON
UTAH STATE, 1968

JOHN MUMFORD
DEFENSIVE ENDS

13TH SEASON
PITTSBURG STATE, 1979

LUKE THOMPSON
SPECIAL TEAMS/
FULLBACKS

1ST SEASON
ASSUMPTION, 1998

BILL TRIPP
OFFENSIVE TACKLES

4TH SEASON
BRIDGEPORT, 1970

TUCKER WAUGH
RUNNING BACKS/
RECRUITING COORDINATOR

11TH SEASON
DePAUW, 1993

BRETT GERCH
STRENGTH &
CONDITIONING

4TH SEASON
APPALACHIAN STATE, 2000

MAJ. CHAD BAGLEY
DIRECTOR OF FOOTBALL OPS.

7TH SEASON
WEST POINT, 1995



FRANK ALLEN
SENIOR | OG

- Started every game in each of the last two seasons
- Helped pave the way for nation's No. 1 ranked rushing offense in 2011
- Team ranked eighth in the country in rushing in 2010
- Team has allowed less than one sack per game in the last two seasons



GEOFFERY BACON
SOPHOMORE | LB

- Started five games as a plebe
- 60 tackles, tied for 3rd on team
- Made 2.5 tackles for loss
- Returned an INT for a score

BACON'S CAREER STATISTICS

Year	G-GS	TT-PT-AT	TFL	Int.
2011	12-5	60-30-30	2.5-7	1
Totals	12-5	60-30-30	2.5-7	1




LARRY DIXON
SOPHOMORE | FB

- Played in all 12 games, starting five as a plebe
- Rushed for 542 yards and 5 TDs
- Averaged 6.2 yards per carry
- Rushed for more than 10.0 yards per carry in three games

DIXON'S RUSHING STATISTICS

Year	G-GS	Att.	Yds.	Avg.	TD
2011	12-5	87	542	6.2	5
Totals	12-5	87	542	6.0	5



JOSH JACKSON
SENIOR | CB

- Started 20 consecutive games
- 40 tackles in 2011
- One INT and four pass break-ups
- Also team's top punt returner

JACKSON'S DEFENSIVE STATISTICS

Year	G-GS	TT-PT-AT	TFL	PD	Int.
2009	8-0	3-3-0	0-0	0	1
2010	13-10	33-26-7	0-0	2	1
2011	12-12	40-28-12	1.0-2	4	1
Totals	33-23	76-57-19	1.0-2	6	3



JARETT MACKEY
SENIOR | DE

- Missed most of 2011 (knee)
- Started all 13 games in 2010
- Made 6.5 tackles for loss, including 4.0 sacks
- 2012 "Legacy" captain

MACKEY'S CAREER STATISTICS

Year	G-GS	TT-PT-AT	TFL	QBS
2009	7-0	2-0-2	0-0	0-0
2010	13-13	47-28-19	6.5-35	4.0-27
2011	1-1	3-0-3	0-0	0-0
Totals	21-14	52-28-24	6.5-35	4.0-27




RAYMOND MAPLES
JUNIOR | RB

- Rushed for 1,066 yards in 2011, the ninth-best total in Army history
- Averaged 7.301 yards-per-carry, the highest ever by an Army player with at least 100 rushes in a season
- Third Army sophomore to rush for 1,000 yards

MAPLES' RUSHING STATISTICS

Year	G-GS	Att.	Yds.	Avg.	TD
2010	10-1	47	208	4.4	1
2011	11-10	146	1066	7.3	4
Totals	21-11	193	1274	6.6	5




TRENT STEELMAN
SENIOR | QB

- Team's second-leading rusher despite missing three games
- Ranks second all-time among Army QBs in rushing yards and TDs
- Ranks in Army's all-time top 10 in total offense

STEELMAN'S RUSHING STATISTICS

Year	G-GS	Att.	Yds.	Avg.	TD
2009	12-12	202	706	3.5	5
2010	13-13	197	721	3.7	11
2011	9-9	132	645	4.9	12
Totals	34-34	531	2072	3.9	28



ZACH WATTS
SENIOR | DE

- Returning starter at defensive end
- 6.5 tackles for loss in 2011
- 3.0 quarterback sacks in 2011
- 1st Team Academic All-American

WATTS' CAREER STATISTICS

Year	G-GS	TT-PT-AT	TFL	QBS
2009	0-0	0-0-0	0-0	0-0
2010	11-3	20-16-4	1.0-11	1.0-11
2011	12-12	26-16-10	6.5-41	3.0-29
Totals	23-15	46-32-14	7.5-52	4.0-40

2011 STATISTICS

	ARMY	OPP
SCORING	298	339
Points Per Game	24.8	28.2
FIRST DOWNS	254	225
Rushing	218	130
Passing	27	82
Penalty	9	13
RUSHING YARDAGE	4158	2339
Yards gained rushing	4366	2594
Yards lost rushing	208	255
Rushing Attempts	740	481
Average Per Rush	5.6	4.9
Average Per Game	346.5	194.9
TDs Rushing	35	24
PASSING YARDAGE	605	1972
Comp-Att-Int	37-97-4	141-245-8
Average Per Pass	6.2	8.0
Average Per Catch	16.4	14.0
Average Per Game	50.4	164.3
TDs Passing	5	19
TOTAL OFFENSE	4763	4311
Total Plays	837	726
Average Per Play	5.7	5.9
Average Per Game	396.9	359.2
KICK RETURNS: #-Yards	55-1027	43-889
PUNT RETURNS: #-Yards	15-55	13-134
INT RETURNS: #-Yards	8-151	4-33
KICK RETURN AVERAGE	18.7	20.7
PUNT RETURN AVERAGE	3.7	10.3
INT RETURN AVERAGE	18.9	8.2
FUMBLES-LOST	36-22	13-9
PENALTIES-Yards	49-436	58-450
Average Per Game	36.3	37.5
PUNTS-Yards	36-1398	47-1924
Average Per Punt	38.8	40.9
Net punt average	34.0	37.2
TIME OF POSSESSION/Game	33:28	26:32
3RD-DOWN Conversions	72/158	68/140
3rd-Down Pct	46%	49%
4TH-DOWN Conversions	18/34	5/10
4th-Down Pct	53%	50%
SACKS BY-Yards	18-129	11-68
MISC YARDS	0	0
TOUCHDOWNS SCORED	42	45
FIELD GOALS-ATTEMPTS	3-6	9-11
ON-SIDE KICKS	0-0	0-0
RED-ZONE SCORES	(35-45) 78%	(37-42) 88%
RED-ZONE TOUCHDOWNS	(32-45) 71%	(31-42) 74%
PAT-ATTEMPTS	(33-38) 87%	(40-44) 91%
ATTENDANCE	133278	151705
Games/Avg Per Game	4/33320	6/25284
Neutral Site Games		2/55408

SCORE BY QUARTERS

	1st	2nd	3rd	4th	Total
Army	88	63	60	87	298
Opponents	89	89	90	71	339

2011 INDIVIDUAL STATISTICS

RUSHING	GP	Att.	Gain	Loss	Net	Avg.	TD	Long	Avg./G
MAPLES, RAYMOND	11	146	1078	12	1066	7.3	4	57	96.9
STEELMAN, TRENT	9	132	747	102	645	4.9	12	40	71.7
BROWN, MALCOLM	12	81	583	11	572	7.1	3	40	47.7
DIXON, LARRY	12	87	544	2	542	6.2	5	57	45.2
HASSIN, JARED	12	98	461	11	450	4.6	1	21	37.5
SANTIAGO, ANGEL	4	45	184	22	162	3.6	1	33	40.5
CRUCITTI, JON	11	26	123	0	123	4.7	1	19	11.2
Jenkins, Max	9	33	128	9	119	3.6	4	15	13.2
TURRENTINE, TRENTON	3	21	99	1	98	4.7	1	22	32.7
ODOCHA, KELECHI	5	10	82	0	82	8.2	1	18	16.4
FRASER, STEPHEN	6	14	79	2	77	5.5	0	17	12.8
TIPPETT, HAYDEN	7	11	77	0	77	7.0	1	17	11.0
AUSTIN, BRIAN	10	7	64	2	62	8.9	0	26	6.2
BAGGETT, TERRY	3	10	57	4	53	5.3	1	25	17.7
WILLIAMS, SCOTT	10	6	36	3	33	5.5	0	17	3.3
DEBARTOLO, GINO	1	4	24	4	20	5.0	0	18	20.0
Cobbs, Brian	10	1	0	1	-1	-1.0	0	0	-0.1
TEAM	6	7	0	9	-9	-1.3	0	0	-1.5
Allen, Justin	10	1	0	13	-13	-13.0	0	0	-1.3
Total	12	740	4366	208	4158	5.6	35	57	346.5
Opponents	12	481	2594	255	2339	4.9	24	67	194.9

PASSING	G	Effic.	Cmp.-Att.	Int.	Pct.	Yds.	TD	Lng.	Avg./G
STEELMAN, TRENT	9	145.59	24-45-2	53.3	424	3	45	47.1	
Jenkins, Max	9	54.03	6-31-2	19.4	97	2	30	10.8	
SANTIAGO, ANGEL	4	66.93	7-21-0	33.3	84	0	23	21.0	
DEBARTOLO, GINO	1	0.00	0-0-0	0.0	0	0	0	0.0	
Total	12	99.30	37-97-4	38.1	605	5	45	50.4	
Opponents	12	144.22	141-245-8	57.6	1972	19	68	164.3	

RECEIVING	G	No.	Yds.	Avg.	TD	Long	Avg./G
Brooks, Davyd	11	10	179	17.9	1	40	16.3
BROWN, MALCOLM	12	7	163	23.3	2	45	13.6
McFarlin, Jared	9	7	74	10.6	1	19	8.2
Barr, Austin	12	4	42	10.5	0	12	3.5
STEPHENS, ANTHONY	12	2	54	27.0	1	30	4.5
HASSIN, JARED	12	2	39	19.5	0	21	3.2
DIXON, LARRY	12	1	25	25.0	0	25	2.1
LAIRD, PATRICK	12	1	14	14.0	0	14	1.2
LAWRENCE, CHEVAUGHN	8	1	9	9.0	0	9	1.1
MAPLES, RAYMOND	11	1	5	5.0	0	5	0.5
CRUCITTI, JON	11	1	1	1.0	0	1	0.1
Total	12	37	605	16.4	5	45	50.4
Opponents	12	141	1972	14.0	19	68	164.3

PUNT RETURNS	No.	Yds.	Avg.	TD	Long
JACKSON, JOSH	15	55	3.7	0	14
Total	15	55	3.7	0	14
Opponents	13	134	10.3	2	32

INTERCEPTIONS	No.	Yds.	Avg.	TD	Long
JACKSON, JOSH	1	36	36.0	0	36
SHRADER, TY	1	0	0.0	0	0
DICKSON, TYLER	1	2	2.0	0	2
HOLLOWAY, THOMAS	1	19	19.0	0	19
MARTIN, KYLER	1	0	0.0	0	0
JOHNSON-HARRIS, L.	1	21	21.0	0	21
BACON, GEOFFERY	1	70	70.0	1	70
Rodriguez, Andrew	1	3	3.0	0	3
Total	8	151	18.9	1	70
Opponents	4	33	8.2	0	20

KICK RETURNS	No.	Yds.	Avg.	TD	Long
WILLIAMS, SCOTT	30	619	20.6	0	36
JACKSON, MARCUS	8	134	16.8	0	31
MAPLES, RAYMOND	7	116	16.6	0	24
DIXON, LARRY	7	90	12.9	0	27
CRUCITTI, JON	2	42	21.0	0	23
AUSTIN, BRIAN	1	26	26.0	0	26
Total	55	1027	18.7	0	36
Opponents	43	889	20.7	0	53

FUMBLE RETURNS	No.	Yds.	Avg.	TD	Long
Rodriguez, Andrew	2	14	7.0	0	7
COMBS, NATE	1	52	52.0	1	52
Total	3	66	22.0	1	52
Opponents	2	20	10.0	0	11

SCORING	TD	FGs	Kick	PATs				Points	
				Rush	Rcv.	Pass	DXP		Saf.
STEELMAN, TRENT	12	0-0	0-0	1-1	0	0-1	0	0	74
Carlton, Alex	0	3-6	33-38	0-0	0	0-0	0	0	42
DIXON, LARRY	5	0-0	0-0	0-0	1	0-0	0	0	32
BROWN, MALCOLM	5	0-0	0-0	0-0	0	0-0	0	0	30
Jenkins, Max	4	0-0	0-0	0-0	0	0-1	0	0	24
MAPLES, RAYMOND	4	0-0	0-0	0-0	0	0-0	0	0	24
CRUCITTI, JON	1	0-0	0-0	0-0	0	0-0	0	0	6
TIPPETT, HAYDEN	1	0-0	0-0	0-0	0	0-0	0	0	6
COMBS, NATE	1	0-0	0-0	0-0	0	0-0	0	0	6
McFarlin, Jared	1	0-0	0-0	0-0	0	0-0	0	0	6
STEPHENS, ANTHONY	1	0-0	0-0	0-0	0	0-0	0	0	6
HASSIN, JARED	1	0-0	0-0	0-0	0	0-0	0	0	6
SANTIAGO, ANGEL	1	0-0	0-0	0-0	0	1-1	0	0	6
Brooks, Davyd	1	0-0	0-0	0-0	0	0-0	0	0	6
BAGGETT, TERRY	1	0-0	0-0	0-0	0	0-0	0	0	6
BACON, GEOFFERY	1	0-0	0-0	0-0	0	0-0	0	0	6
ODOCHA, KELECHI	1	0-0	0-0	0-0	0	0-0	0	0	6
TURRENTINE, TRENTON	1	0-0	0-0	0-0	0	0-0	0	0	6
Total	42	3-6	33-38	1-1	1	1-3	0	0	298
Opponents	45	9-11	40-44	1-1	0	0-0	0	0	339

TOTAL OFFENSE	G	Plays	Rush	Pass	Total	Avg./G
STEELMAN, TRENT	9	177	645	424	1069	118.8
MAPLES, RAYMOND	11	146	1066	0	1066	96.9
BROWN, MALCOLM	12	81	572	0	572	47.7
DIXON, LARRY	12	87	542	0	542	45.2
HASSIN, JARED	12	98	450	0	450	37.5
SANTIAGO, ANGEL	4	66	162	84	246	61.5
Jenkins, Max	9	64	119	97	216	24.0
CRUCITTI, JON	11	26	123	0	123	11.2
TURRENTINE, TRENTON	3	21	98	0	98	32.7
ODOCHA, KELECHI	5	10	82	0	82	16.4
TIPPETT, HAYDEN	7	11	77	0	77	11.0
FRASER, STEPHEN	6	14	77	0	77	12.8
AUSTIN, BRIAN	10	7	62	0	62	6.2
BAGGETT, TERRY	3	10	53	0	53	17.7
WILLIAMS, SCOTT	10	6	33	0	33	3.3
DEBARTOLO, GINO	1	4	20	0	20	20.0
Cobbs, Brian	10	1	-1	0	-1	-0.1
TEAM	6	7	-9	0	-9	-1.5
ALLEN, JUSTIN	10	1	-13	0	-13	-1.3
Total	12	837	4158	605	4763	396.9
Opponents	12	726	2339	1972	4311	359.2

PUNTING	No.	Yds.	Avg.	Long	TB	FC	I20	Blkd.
BOLDT, CHRIS	31	1234	39.8	72	2	3	10	1
Walk, Kolin	4	164	41.0	54	0	0	3	1
TEAM	1	0	0.0	0	0	0	0	0
Total	36	1398	38.8	72	2	3	13	2
Opponents	47	1924	40.9	65	6	10	20	0

KICKOFFS	No.	Yds.	Avg.	TB	OB	Ret.	Net	Yd.Ln.
OSTEEN, ERIC	57	3594	63.1	10	2			
Total	57	3594	63.1	10	2	889	43.9	26
Opponents	65	4112	63.3	10	0	1027	44.4	25

FIELD GOALS	FGM-FGA	Pct	01-19	20-29	30-39	40-49	50-99	Lg	Blk
Carlton, Alex	3-6	50.0	2-2	1-2	0-1	0-1	0-0	23	0

FG SEQUENCE	ARMY	OPPONENTS
at Northern Illinois	-	-
San Diego State	-	(42)
Northwestern	47,25	26
Ball State	32	(21),(22)
Tulane	(23)	-
Miami (Ohio)	-	-
Vanderbilt	-	(37)
Fordham	-	-
Air Force	-	(37), (39), (39)
Rutgers	(18),(19)	26
Temple	-	-
Navy	-	(23),(44)

Numbers in (parentheses) indicate field goal was made

RETURNING PLAYERS IN ALL CAPS

2011 DEFENSIVE STATISTICS

#	Player	GP	-----Tackles-----			TFL/Yds	-Sacks- No-Yards	---Pass Def---		QBH	-Fumbles-		Blkd Kick	Saf
			Solo	Ast	Total			Int-Yds	BrUp		Rcv-Yds	FF		
9	Erzinger, Steve	11	44	59	103	7.5-23	3.0-14	.	.	3	1-0	1	.	
23	HOLLOWAY, THOMAS	12	45	31	76	.	.	1-19	2	.	1-0	.	.	
17	DICKSON, TYLER	12	37	23	60	.	.	1-2	1	.	.	2	.	
6	BACON, GEOFFERY	12	30	30	60	2.5-7	.	1-70	1	.	1-0	.	.	
42	Rodriguez, Andrew	12	24	35	59	1.5-2	.	1-3	4	.	2-14	.	.	
14	JACKSON, JOSH	12	28	12	40	1.0-2	.	1-36	4	
22	COMBS, NATE	12	19	18	37	6.0-31	3.0-20	.	3	1	2-52	.	.	
92	Mackey, A.J.	12	18	19	37	6.5-15	.	.	.	1	.	.	.	
19	MARTIN, KYLER	11	19	13	32	3.5-14	2.0-12	1-0	1	.	1-0	.	.	
30	PIERCE, HAYDEN	10	21	11	32	3.0-7	.	.	1	
40	WATTS, ZACH	12	16	10	26	6.5-41	3.0-29	1	.	
88	ZALNERAITIS, HOLT	12	16	9	25	1.5-3	.	.	.	1	1-0	.	.	
16	JOHNSON-HARRIS, L.	11	13	7	20	.	.	1-21	1	
50	DROZD, JACOB	12	11	7	18	3.0-23	2.0-21	1	.	
25	NESBIT, REGGIE	7	4	13	17	
56	WATTS, COREY	11	9	6	15	1.0-5	1.0-5	
69	Carnes, Broghan	9	5	8	13	2.0-2	
5	TRIMBLE, JUSTIN	6	5	7	12	.	.	.	2	
21	WASHINGTON, WAVERLY	12	9	3	12	
44	KELLER, CLAYTON	8	5	6	11	3.0-25	1.0-9	2	.	
4	SHRADER, TY	12	3	7	10	.	.	1-0	
47	Prosko, Bill	12	3	4	7	0.5-1	
32	Cobbs, Brian	10	4	1	5	
55	LINKUL, COLIN	8	5	.	5	3.0-19	3.0-19	.	.	1	.	.	.	
89	CEVA, FRANK	12	3	2	5	
51	SHELLEY, C.J.	10	3	1	4	
44	LUETJEN, MATTHEW	6	3	1	4	
48	CERMAK, MICHAEL	6	3	1	4	
34	MACKEY, JARETT	1	.	3	3	
33	BELONEY, LYLE	12	2	1	3	
59	Littlejohn, Chad	9	1	2	3	.	.	.	1	
20	Hinkson, Danny	12	2	1	3	
49	Schaaf, Justin	12	1	1	2	1.0-1	
98	GLOVER, RICHARD	3	.	2	2	
68	McDermott, Mike	12	1	.	1	
27	Ehie, Kingsley	10	.	1	1	1	.	.	.	
66	WILSON, WILL	7	.	1	1	
88	McFarlin, Jared	9	1	.	1	
11	Jenkins, Max	9	1	.	1	
95	Mustapha, Shola	3	.	1	1	
79	ALLEN, FRANK	12	1	.	1	
37	OSTEEN, ERIC	12	1	.	1	
TM	TEAM	6	1	.	1	
23	BROWN, MALCOLM	12	.	1	1	
28	ALLEN, JUSTIN	10	1	.	1	
	Total	12	418	358	776	53-221	18-129	8-151	21	8	9-66	7	.	
	Opponents	12	536	471	1007	44.0-143	11-68	4-33	19	3	22-20	19	3	

RETURNING PLAYERS IN ALL CAPS

OFFENSE

	WR	LT	LG	C	RG	RT	QB	FB	SB	SB	WR
at Northern Illinois	McFarlin	Kelly	Allen	Kime	Bailey	Bisgard	Steelman	Hassin	Maples	Turrentine	Stephens
SAN DIEGO STATE	McFarlin	Kelly	Allen	Wilson	Bailey	McDermott	Steelman	Hassin	Crucitti	Turrentine	Stephens
NORTHWESTERN	Brooks	Kelly	Allen	Wilson	Bailey	McDermott	Steelman	Hassin	Maples	Turrentine	Stephens
at Ball State	McFarlin	McDermott	Allen	Wilson	Bailey	Kava	Steelman	Hassin	Maples	Brown	Stephens
TULANE	Brooks	Kelly	Allen	Powis	Kava	McDermott	Steelman	Hassin	Maples	Baggett	Barr
at Miami (Ohio)	Brooks	Kelly	Allen	Powis	Wilson	Kava	Steelman	Hassin	Maples	Baggett	Barr
at Vanderbilt	Brooks	McDermott	Allen	Powis	Villanti	Kava	Steelman	Hassin	Maples	Brown	Barr
FORDHAM	Brooks	McDermott	Allen	Powis	Villanti	Kava	Jenkins	Dixon	Maples	Crucitti	Barr
at Air Force	Brooks	McDermott	Allen	Powis	Villanti	Kava	Jenkins	Dixon	Maples	Brown	Barr
vs. Rutgers	Brooks	Kime	Pleasants	Powis	Villanti	Kava	Santiago	Dixon	Fraser	Brown	Barr
at Temple	Brooks	Kava	Allen	Powis	Villanti	McDermott	Steelman	Dixon	Maples	Fraser	Barr
vs. Navy	Brooks	Kelly	Allen	Powis	Villanti	McDermott	Steelman	Dixon	Maples	Hassin	Barr

DEFENSE

	QUICK	DT	DT	DE	WHIP	MLB	ROVER	FC	SAM	FS	BC
at Northern Illinois	J. Mackey	Zalneraitis	A.J. Mackey	C. Watts	Z. Watts	Nesbit	Erzinger	Jackson	Pierce	Dickson	Washington
SAN DIEGO STATE	Z. Watts	Zalneraitis	A.J. Mackey^	C. Watts!	Rodriguez	Trimble	Erzinger	Johnson-Harris	Pierce	Dickson	Jackson
NORTHWESTERN	Z. Watts	Zalneraitis	A.J. Mackey	C. Watts	Rodriguez	Trimble	Erzinger	Johnson-Harris	Pierce	Dickson	Jackson
at Ball State	Z. Watts	Zalneraitis	A.J. Mackey	C. Watts	Rodriguez	Trimble	Erzinger	Johnson-Harris	Pierce	Dickson	Jackson
TULANE	Z. Watts	Zalneraitis	A.J. Mackey	Rodriguez	Combs	Dickson	Erzinger	Johnson-Harris	Pierce	Holloway	Jackson
at Miami (Ohio)	Z. Watts	Zalneraitis	A.J. Mackey	Rodriguez	Combs	Dickson	Erzinger	Johnson-Harris	Pierce	Holloway	Jackson
at Vanderbilt	Z. Watts	Drozd	A.J. Mackey	Rodriguez	Combs	Bacon	Erzinger	Johnson-Harris	Pierce	Dickson	Jackson
FORDHAM	Z. Watts	Drozd	A.J. Mackey	Rodriguez	Combs	Bacon	Martin	Johnson-Harris	Pierce	Holloway	Jackson
at Air Force	Z. Watts	Drozd	A.J. Mackey	Zalneraitis!	Rodriguez	Combs	Erzinger	Jackson	Martin	Holloway	Pierce
vs. Rutgers	Z. Watts	Drozd	A.J. Mackey	Rodriguez	Combs	Bacon	Erzinger	Johnson-Harris	Martin	Holloway	Jackson
at Temple	Z. Watts	Drozd	A.J. Mackey	Rodriguez	Cermak	Bacon	Erzinger	Johnson-Harris	Martin	Holloway	Jackson
vs. Navy	Z. Watts	Drozd	A.J. Mackey	Zalneraitis!	Rodriguez	Bacon	Erzinger	Jackson	Martin	Holloway	Pierce

^started at nose tackle | !started at defensive tackle

RED ZONE STATISTICS

	RZ	Scores	Points	TDs	Rush	Pass	FG	Did Not Score Because ...					
								FGA	Downs	Int	Fum	Half	Game
ARMY	5	4	26	4	3	1	0	0	0	0	1	0	0
Northern Illinois	5	5	35	5	1	4	0	0	0	0	0	0	0
ARMY	3	3	20	3	3	0	0	0	0	0	0	0	0
San Diego State	2	2	13	2	2	0	0	0	0	0	0	0	0
ARMY	4	3	21	3	3	0	0	1	0	0	0	0	0
Northwestern	2	1	7	1	0	1	0	1	0	0	0	0	0
ARMY	5	3	21	3	3	0	0	1	1	0	0	0	0
Ball State	7	7	41	5	3	2	2	0	0	0	0	0	0
ARMY	5	5	31	4	4	0	1	0	0	0	0	0	0
Tulane	2	1	6	1	1	0	0	0	0	0	1	0	0
ARMY	3	2	14	2	2	0	0	0	1	0	0	0	0
Miami (OH)	6	5	35	5	1	4	0	0	0	0	1	0	0
ARMY	2	2	14	2	2	0	0	0	0	0	0	0	0
Vanderbilt	5	5	31	4	4	0	1	0	0	0	0	0	0
ARMY	6	5	34	5	5	0	0	0	0	1	0	0	0
Fordham	0	0	0	0	0	0	0	0	0	0	0	0	0
ARMY	5	2	14	2	2	0	0	0	2	0	1	0	0
Air Force	4	4	21	2	2	0	2	0	0	0	0	0	0
ARMY	3	3	12	1	1	0	2	0	0	0	0	0	0
Rutgers	2	1	6	1	0	1	0	1	0	0	0	0	0
ARMY	3	2	14	2	2	0	0	0	0	1	0	0	0
Temple	2	2	14	2	2	0	0	0	0	0	0	0	0
ARMY	1	1	7	1	1	0	0	0	0	0	0	0	0
Navy	5	4	24	3	3	0	1	0	0	0	1	0	0
ARMY Totals	45	35	238	32	31	1	3	2	4	1	3	0	0
Opponent Totals	42	37	233	31	19	12	4	2	0	0	3	0	0

2011 SUPERLATIVES

ARMY LONG PLAYS

Rush.....	57	Larry Dixon at Vanderbilt, (10/22/11)
	57	Raymond Maples vs. Fordham (10/29/11)
Pass.....	45	Trent Steelman to Malcolm Brown vs. Miami (10/8/11)
Field Goal.....	23	Alex Carlton vs. Tulane (10/1/11)
Punt.....	72	Chris Boldt at Air Force (11/5/11)
Punt Return	14	Josh Jackson vs. Rutgers (11/12/11)
Kickoff Return	36	Scott Williams vs. Rutgers (11/12/11)
Int. Return.....	70	Geoffrey Bacon at Vanderbilt (10/22/11)
Fumble Return.....	52	Nate Combs vs. Fordham (10/29/11)

ARMY INDIVIDUAL HIGHS

Rushes	30	Angel Santiago vs. Rutgers (11/12/11)
Yards Rushing.....	159	Raymond Maples vs. Fordham (10/29/11)
TD Rushes.....	3	Trent Steelman vs. San Diego State (9/10/11)
	3	Trent Steelman vs. Northwestern (9/17/11)
Pass attempts	15	Angel Santiago vs. Rutgers (11/12/11)
Pass completions.....	8	Trent Steelman at Miami (10/8/11)
Yards Passing	124	Trent Steelman at Miami (10/8/11)
TD Passes.....	1	Five Times
Receptions.....	4	Jared McFarlin at Northern Illinois (9/3/11)
Yards Receiving	68	Malcolm Brown at Miami (10/8/11)
TD Receptions	1	Five Times
Field Goals.....	2	Alex Carlton vs. Rutgers (11/12/11)
Punts.....	5	Chris Boldt at Vanderbilt (10/22/11)
	5	Chris Boldt at Temple (11/19/11)
Punt Avg. (punts).....	55.3 (3)	Chris Boldt at Air Force (11/5/11)
Tackles	21	Steven Erzinger at Northern Illinois (9/3/11)
Sacks	2.0	Colin Linkul vs. Tulane (10/1/11)
	2.0	Nate Combs vs. Navy (12/10/11)
Tackles For Loss.....	3.5	Steven Erzinger at Northern Illinois (9/3/11)
Interceptions.....	1	Eight Times

ARMY TEAM HIGHS

Rushes	77	vs. San Diego State (9/10/11)
Yards Rushing.....	514	vs. Fordham (10/29/11)
Yards Per Rush	8.6	vs. Fordham (10/29/11)
TD Rushes.....	6	vs. Fordham (10/29/11)
Pass attempts	16	at Northern Illinois (9/3/11)
Pass completions.....	8	at Miami (10/8/11)
Yards Passing	124	at Miami (10/8/11)
Yards Per Pass.....	23.3	vs. Tulane (10/1/11)
TD Passes	1	Four Times
Total Plays.....	84	vs. San Diego State (9/10/11)
Total Offense	544	vs. Fordham (10/29/11)
Yards Per Play.....	8.8	vs. Fordham (10/29/11)
Points	55	vs. Fordham (10/29/11)
Sacks By	5	vs. Tulane (10/1/11)
First Downs.....	28	at Miami (10/8/11)
Penalties.....	6	at Northern Illinois (9/3/11)
	6	vs. Rutgers (11/12/11)
Penalty Yards.....	59	vs. Rutgers (11/12/11)
Turnovers	5	at Air Force (11/5/11)
Interceptions By	2	Three Times

OPPONENT LONG PLAYS

Rush.....	67	Orleans Darkwa, Tulane (10/1/11)
Pass.....	68	Ryan Lindley to Colin Lockett (TD), San Diego State (9/10/11)
Field Goal.....	44	Jon Teague, Navy (12/10/11)
Punt.....	65	Brandon Williams, Northwestern (9/17/11)
Punt Return	32	Jordan Thomas, Rutgers (blocked) (11/12/11)
Kickoff Return	53	Andre Hal, Vanderbilt (10/22/11)
Int. Return.....	20	Jon Davis, Air Force (11/5/11)
Fumble Return.....	11	Jon Davis, Air Force (11/5/11)

OPPONENT INDIVIDUAL HIGHS

Rushes	32	Kriss Proctor, Navy (12/10/11)
Yards Rushing.....	198	Zac Stacy, Vanderbilt (10/22/11)
TD Rushes.....	3	Three Times
Pass attempts	37	Zac Dysert, Miami (10/8/11)
Pass completions.....	24	Keith Wenning, Ball State (9/24/11)
	24	Zac Dysert, Miami (10/8/11)
Yards Passing	342	Zac Dysert, Miami (10/8/11)
TD Passes.....	5	Chandler Harnish, Northern Illinois (9/3/11)
Receptions.....	13	Mohamed Sanu, Rutgers (11/12/11)
Yards Receiving	186	Nick Harwell, Miami (10/8/11)
TD Receptions	2	Jeremy Ebert, Northwestern (9/17/11)
	2	Nick Harwell, Miami (10/8/11)
Punts.....	7	Brandon Williams, Northwestern (9/17/11)
Punting Avg.....	48.0	Brian Stahovich, San Diego State (9/10/11)
Tackles	16	Stephen Johnson, Temple (11/19/11)
Sacks	1.0	Seven Times
Tackles For Loss.....	2.5	Alan Baxter, Northern Illinois (9/3/11)
Interceptions.....	1	Four Times

OPPONENT TEAM HIGHS

Rushes	66	Navy (12/10/11)
Yards Rushing.....	344	Vanderbilt (10/22/11)
Yards Per Rush	8.0	Temple (11/19/11)
TD Rushes.....	5	Vanderbilt (10/22/11)
	5	Temple (11/19/11)
Pass Attempts.....	37	Miami (10/8/11)
Pass Completions.....	26	Ball State (9/24/11)
Yards Passing	383	Ball State (9/24/11)
Yards Per Pass.....	15.8	Temple (11/19/11)
TD Passes	5	Northern Illinois (9/3/11)
Total Plays.....	81	Vanderbilt (10/22/11)
Total Offense	545	Ball State (9/24/11)
Yards Per Play	8.8	Temple (11/19/11)
Points	49	Northern Illinois (9/3/11)
Sacks By	3	Vanderbilt (10/22/11)
First Downs.....	27	Miami (10/8/11)
Penalties	10	Tulane (10/1/11)
Penalty Yards.....	92	Tulane (10/1/11)
Turnovers	4	Tulane (10/1/11)
Interceptions By	1	Four Times

2011 PARTICIPATION REPORT

Name	GP/GS	NIU	SDSU	NW	BSU	TULANE	MIAMI	VANDY	FORD	AFA	RUT	TEMPLE	NAVY
79 Allen, Frank	12/11	START	START	START	START	START	START	START	START	START	START	START	START
28 Allen, Justin	10/-	XXX	XXX	XXX	XXX	XXX	XXX	XXX	XXX	XXX	XXX	XXX	XXX
15 Austin, Brian	10/-	XXX	XXX	XXX	XXX	XXX	XXX	XXX	XXX	XXX	XXX	XXX	XXX
27 Bacon, Geoffery	12/5	XXX	XXX	XXX	XXX	XXX	XXX	START	START	XXX	START	START	START
31 Baggett, Terry	3/2	XXX	START	START
56 Bailey, Joe	4/4	START	START	START	START
87 Barr, Austin	12/8	XXX	XXX	XXX	XXX	START	START	START	START	START	START	START	START
33 Beloney, Lyle	12/-	XXX	XXX	XXX	XXX	XXX	XXX	XXX	XXX	XXX	XXX	XXX	XXX
65 Bisgard, Derek	7/1	START	XXX	XXX	...	XXX	XXX	XXX	XXX	XXX
18 Boldt, Chris	9/-	XXX	XXX	XXX	XXX	XXX	XXX	XXX	XXX	XXX	XXX
13 Brooks, Davyd	11/9	XXX	XXX	START	...	START	START	START	START	START	START	START	START
23 Brown, Malcolm	12/4	XXX	XXX	XXX	START	XXX	XXX	START	XXX	START	START	XXX	XXX
39 Carlton, Alex	12/-	XXX	XXX	XXX	XXX	XXX	XXX	XXX	XXX	XXX	XXX	XXX	XXX
69 Carnes, Broghan	9/-	XXX	XXX	...	XXX	XXX	XXX	XXX	XXX	XXX	XXX
48 Cermak, Michael	6/1	XXX	XXX	XXX	XXX	START	XXX
89 Ceva, Frank	12/-	XXX	XXX	XXX	XXX	XXX	XXX	XXX	XXX	XXX	XXX	XXX	XXX
32 Cobbs, Brian	10/-	XXX	XXX	XXX	XXX	XXX	XXX	XXX	XXX	XXX	XXX
22 Combs, Nate	12/6	XXX	XXX	XXX	XXX	START	START	START	START	START	START	XXX	XXX
36 Crucitti, Jon	11/2	XXX	START	XXX	XXX	XXX	XXX	XXX	START	XXX	XXX	XXX	...
16 DeBartolo, Gino	1/-	XXX
17 Dickson, Tyler	12/7	START	START	START	START	START	START	START	XXX	XXX	XXX	XXX	XXX
26 Dixon, Larry	12/5	XXX	XXX	XXX	XXX	XXX	XXX	XXX	START	START	START	START	START
50 Drozd, Jacob	12/6	XXX	XXX	XXX	XXX	XXX	XXX	START	START	START	START	START	START
54 Drummond, Joe	1/-	...	XXX
6 Ehie, Kingsley	10/-	XXX	XXX	XXX	XXX	...	XXX	XXX	...	XXX	XXX	XXX	XXX
9 Erzinger, Steve	11/11	START	START	START	START	START	START	START	...	START	START	START	START
27 Fraser, Stephen	6/2	XXX	...	XXX	XXX	XXX	START	START	...
98 Glover, Richard	3/-	XXX	XXX	XXX
7 Hassin, Jared	12/8	START	START	START	START	START	START	START	XXX	XXX	XXX	XXX	START
20 Hinkson, Danny	12/-	XXX	XXX	XXX	XXX	XXX	XXX	XXX	XXX	XXX	XXX	XXX	XXX
46 Holloway, Julian	8/-	XXX	XXX	XXX	XXX	XXX	XXX	...	XXX	XXX	...
29 Holloway, Thomas	12/7	XXX	XXX	XXX	XXX	START	START	XXX	START	START	START	START	START
54 Houser, Tom	1/-	XXX
14 Jackson, Josh	12/12	START	START	START	START	START	START	START	START	START	START	START	START
3 Jackson, Marcus	7/-	XXX	XXX	XXX	XXX	XXX	XXX	...	XXX	XXX	...
58 Jebb, Ben	4/-	XXX	XXX	XXX	XXX
11 Jenkins, Max	9/2	XXX	XXX	...	XXX	XXX	XXX	XXX	START	START	...	XXX	...
16 Johnson-Harris	11/9	...	START	START	START	START	START	START	START	XXX	START	START	XXX
29 Jones, Josh	1/-	XXX
76 Kava, Robert	11/8	...	XXX	XXX	START	START	START	START	START	START	START	START	XXX
44 Keller, Clayton	8/-	XXX	XXX	XXX	XXX	XXX	XXX	XXX	XXX
78 Kelly, Brad	11/6	START	START	START	XXX	START	START	XXX	XXX	XXX	XXX	XXX	START
77 Kime, Michael	5/2	START	XXX	XXX	START	XXX	XXX	...
81 Laird, Patrick	12/-	XXX	XXX	XXX	XXX	XXX	XXX	XXX	XXX	XXX	XXX	XXX	XXX
84 Lawrence, Chevaughn	8/-	XXX	XXX	XXX	XXX	XXX	XXX	XXX	XXX	...	XXX	XXX	...
55 Linkul, Colin	8/-	XXX	XXX	XXX	XXX	XXX	...	XXX	XXX	XXX
59 Littlejohn, Chad	9/-	XXX	...	XXX	XXX	XXX	XXX	XXX	XXX	XXX	...	XXX	...
18 Luetjen, M.	6/-	XXX	XXX	XXX	...	XXX	XXX	...	XXX	...
92 Mackey, A.J.	12/12	START	START	START	START	START	START	START	START	START	START	START	START
34 Mackey, Jarett	1/1	START
1 Maples, Raymond	11/10	START	XXX	START	START	START	START	START	START	START	START	START	START
19 Martin, Kyle	11/5	...	XXX	XXX	XXX	XXX	XXX	XXX	START	START	START	START	START
83 Maxwell, Kyle	3/-	XXX	XXX	XXX
68 McDermott, Mike	12/9	XXX	START	START	START	START	XXX	START	START	START	XXX	START	START
75 McDonald, Todd	1/-	XXX
88 McFarlin, Jared	9/4	START	START	XXX	START	...	START	XXX	...	XXX	...	XXX	XXX
43 McGue, Dan	1/-	XXX
95 Mustapha, Shola	3/-	XXX	...	XXX	XXX
25 Nesbit, Reggie	7/1	START	XXX	XXX	XXX	XXX	XXX	XXX
22 Odocha, Kelechi	5/-	XXX	...	XXX	XXX	XXX	XXX
37 Osteen, Eric	12/-	XXX	XXX	XXX	XXX	XXX	XXX	XXX	XXX	XXX	XXX	XXX	XXX
30 Pierce, Hayden	10/10	START	START	START	START	START	START	START	START	START	START
60 Pleasants, Jordan	9/1	...	XXX	XXX	XXX	XXX	XXX	...	XXX	XXX	START	...	XXX
52 Powis, Ryan	10/8	XXX	XXX	START	START	START	START	START	START	START	START
47 Prosko, Bill	12/-	XXX	XXX	XXX	XXX	XXX	XXX	XXX	XXX	XXX	XXX	XXX	XXX
42 Rodriguez, Andrew	12/11	XXX	START	START	START	START	START	START	START	START	START	START	START
3 Santiago, Angel	4/1	XXX	XXX	...	START	XXX	...
49 Schaaf, Justin	12/-	XXX	XXX	XXX	XXX	XXX	XXX	XXX	XXX	XXX	XXX	XXX	XXX
51 Shelley, C.J.	10/-	XXX	...	XXX	XXX	XXX	XXX	XXX	XXX	XXX	XXX	...	XXX
4 Shrader, Ty	12/-	XXX	XXX	XXX	XXX	XXX	XXX	XXX	XXX	XXX	XXX	XXX	XXX
70 Shumaker, Steve	3/-	XXX
8 Steelman, Trent	9/9	START	START	START	START	START	START	START	START	START	START
2 Stephens, Anthony	12/4	START	START	START	START	XXX	XXX	XXX	XXX	XXX	XXX	XXX	XXX
45 Tippet, Hayden	7/-	XXX	XXX	XXX	XXX	XXX	XXX
5 Trimble, Justin	6/3	XXX	START	START	START	XXX	XXX
86 Tucker, E.J.	4/-	XXX	XXX	XXX	...	XXX	...
30 Turrentine, Trenton	3/3	START	START	START
71 Villanti, Matt	12/6	XXX	XXX	XXX	XXX	XXX	XXX	START	START	START	START	START	START
38 Walk, Kolin	4/-	XXX	XXX	XXX	XXX	...
21 Washington, Waverly	12/1	START	XXX	XXX	XXX	XXX	XXX	XXX	XXX	XXX	XXX	XXX	XXX]
56 Watts, Corey	11/4	START	START	START	START	XXX	XXX	XXX	XXX	XXX	XXX	XXX	...
40 Watts, Zach	12/12	START	START	START	START	START	START	START	START	START	START	START	START
80 Whitaker, Dan	11/-	XXX	XXX	XXX	XXX	XXX	XXX	...	XXX	XXX	XXX	XXX	XXX
75 Whitten, Parker	1/-	XXX
10 Whittington, James	11/-	XXX	XXX	XXX	XXX	XXX	XXX	XXX	XXX	XXX	XXX	...	XXX]
12 Williams, Scott	10/-	...	XXX	XXX	XXX	XXX	XXX	XXX	XXX	XXX	XXX	...	XXX]
66 Wilson, Will	7/4	XXX	START	START	START	XXX	START	...	XXX
85 Wright, Robert	1/-	XXX
88 Zalneraitis, Holt	12/7	START	START	START	START	START	XXX	XXX	XXX	START	XXX	XXX	STAR

START - Started game XXX - Played ... - Did not play
 RETURNING PLAYERS IN ALL CAPS

ARMY FOOTBALL HISTORY

MILESTONE VICTORIES

Win	Result
1	Army 10, Fordham 6 Oct. 24, 1891 • West Point, N.Y.
100	Army 12, Colgate 6 Nov. 18, 1911 • West Point, N.Y.
200	Army 27, Davis & Elkins 6 Oct. 15, 1927 • West Point, N.Y.
300	Army 14, Harvard 0 Oct. 24, 1942 • Cambridge, Mass.
400	Army 29, Pittsburgh 13 Oct. 19, 1957 • West Point, N.Y.
500	Army 34, Massachusetts 10 Sept. 10, 1977 • West Point, N.Y.
600	Army 27, North Texas 10 Sept. 28, 1996 • Denton, Texas
650	Army 21, Northwestern 14 Sept. 17, 2011 • West Point, N.Y.

Current Record: 652-471-51 (.577)

FIRST CAPTAINS

The following Army Football players have served as the First Captain of the United States Corps of Cadets, the highest leadership position for a cadet at West Point.

Charles W. Kutz '93	O'Ferrall Knight '18
Thales L. Ames '95	Claude M. McQuarrie '20
Abraham G. Lott '96	Waldemar F. Breidster '23
Henry S. Morgan '97	Kenneth E. Fields '33
Malin Craig '98	Stanley L. Smith '37
Francis W. Clark '01	James E. Kelleher '43
Douglas MacArthur '03*	Robert E. Woods '45
Thomas W. Hammond '05	Robert G. Farris '56
Edwin S. Greble Jr. '09	Peter M. Dawkins '59
Carl A. Baehr '09	Richard E. Eckert '63
Archibald V. Arnold '12	Stanley R. March '81
William Dean '12	Hans J. Pung '95
Roscoe B. Woodruff '15	
Elbert L. Ford '17	*served as team manager

BOWL RESULTS

12/22/84 Cherry Bowl

Army 10, Michigan St. 6
Pontiac, Mich. (Pontiac Silverdome)

12/31/85 Peach Bowl

Army 31, Illinois 29
Atlanta, Ga. (Fulton Co. Stad.)

12/24/88 Sun Bowl

Alabama 29, Army 28
El Paso, Texas (Sun Bowl)

12/31/96 Independence Bowl

Auburn 32, Army 29
Shreveport, La. (Independence Stadium)

12/30/10 Armed Forces Bowl

Army 16, SMU 14
Dallas, Texas (Gerald Ford Stadium)

- Army teams have captured three national championships, seven Lambert Trophy crowns and six Commander in Chief's Trophy titles.
- Eleven National Collegiate Athletic Association football records still reside at West Point, including three individual marks and nine team standards. Legendary halfback Glenn Davis had a hand in three of the individual records and participated on Army squads that hold six of the team marks.
- West Point's football alumni include two Rhodes Scholars, two Olmsted Scholarship winners and two Marshall Scholarship recipients. In addition, 13 former players are National Football Foundation Scholar-Athletes, the most recent being 2000 USMA graduate Shaun Castillo.
- Army Football players have garnered 71 first-team All-America honors.
- Twenty-seven West Pointers have been enshrined in the College Football Hall of Fame.
- Three Army gridders have won the Heisman Trophy. Only four other schools can make that claim — Notre Dame (7), Southern California (7), Ohio State (7) and Oklahoma (5).

ALL-TIME ACHIEVEMENTS

National Championships	1944, 1945, 1946
Lambert Trophy	1944, 1945, 1946, 1948, 1949, 1953, 1958
Undefeated, Untied Seasons.....	1914, 1916, 1944, 1945, 1949
Undefeated, But Tied Seasons.....	1922, 1946, 1948, 1958
Longest Winning Streak.....	25 victories, 1944-46
Longest Undefeated Streak.....	32 games (2 ties) 1944-47 28 games (2 ties), 1947-50
Consecutive Games Without Being Shut Out.....	93, 1983-91
Postseason Bowl Games	Cherry (1984), Peach (1985), Sun (1988), Independence (1996), Armed Forces (2010)
Commander in Chief's Trophy	1972, 1977, 1984, 1986, 1988, 1996

RECORD BY DECADE

Decade	Games	W	L	T	Pct.
1890-1899	62	35	22	5	.605
1900-1909	86	53	23	10	.674
1910-1919	78	62	14	2	.808
1920-1929	95	69	19	7	.763
1930-1939	98	71	22	5	.750
1940-1949	92	68	17	7	.777
1950-1959	90	58	27	5	.672
1960-1969	100	60	37	3	.615
1970-1979	107	36	68	3	.350
1980-1989	113	55	55	3	.500
1990-1999	111	50	60	1	.455
2000-2009	117	25	92	0	.214
2010-	25	10	15	0	.400
Totals	1174	652	471	51	.577

MICHIE STADIUM

SPORTS ILLUSTRATED'S TOP 10 COLLEGE VENUES (ALL SPORTS; PUBLISHED JULY 2007)

- | | |
|--|--|
| 1. Rose Bowl (Los Angeles, Calif.) | 6. The Palestra (Philadelphia, Pa.) |
| 2. Cameron Indoor Stadium (Duke Basketball) | 7. MICHIE STADIUM |
| 3. Ben Hill Griffin Stadium (Florida Football) | 8. Mariucci Arena (Minnesota Hockey) |
| 4. Michigan Stadium (Michigan Football) | 9. Charles River (Boston, Mass.) |
| 5. Rosenblatt Stadium (Omaha, Neb.) | 10. Allen Fieldhouse (Kansas Basketball) |

SPORTS ILLUSTRATED'S TOP 20 VENUES OF THE 20TH CENTURY (PUBLISHED JUNE 7, 1999)

- | | |
|---------------------------|------------------------------------|
| 1. Yankee Stadium | 11. Pebble Beach |
| 2. Augusta National | 12. Wembley Stadium |
| 3. MICHIE STADIUM | 13. The Pit (Albuquerque, N.M.) |
| 4. Cameron Indoor Stadium | 14. Boston Marathon Course |
| 5. Bissett Stadium | 15. Camden Yards |
| 6. Wrigley Field | 16. Lamade Stadium |
| 7. Roland Garros | 17. Daytona International Speedway |
| 8. Lambeau Field | 18. Notre Dame Stadium |
| 9. Fenway Park | 19. St. Andrews |
| 10. Saratoga Race Course | 20. Rose Bowl |

ARMY FOOTBALL'S RETIRED JERSEYS

Player	Lettered	No.	Year Retired	Accomplishments
Glenn Davis	1943-46	41	2004	1946 Heisman Trophy
Pete Dawkins	1957-58	24	2008	1958 Heisman Trophy
Joe Steffy	1945-47	61	2009	1947 Outland Trophy
Felix "Doc" Blanchard	1944-46	35	2009	1945 Heisman Trophy