

2012 Arizona Softball Media Guide






Table of Contents

Quick Facts.....1
 2012 Roster.....2
 Season Outlook.....3-5
 Coach Bios.....6-11
 Player Bios.....12-28
 2011 Season in Review.....29-30
 Year-by-Year.....31-44
 Tournament Records.....44
 Record vs. Opponent.....45
 NCAA Tournament Year-by-Year.....46-47
 Record vs. NCAA Opponent.....47
 Eight-Time NCAA Champions.....48-49
 Individual Records.....50-52
 Team/Miscellaneous Records.....53
 Arizona in the NCAA Record Book.....54
 Offense, Pitching and Defense History.....55
 Career No-Hitters.....56
 Honors and Awards.....57-59
 All-Americans.....60
 Letterwinners.....61
 Hillenbrand Stadium.....62-63
 The University of Arizona.....64

Quick Facts

General Information

Location.....Tucson, Ariz.
 Enrollment.....38,000
 Nickname.....Wildcats
 Colors.....Cardinal and Navy
 Conference.....Pacific-12
 Home Field.....Hillenbrand Stadium (2,956)
 President.....Dr. Eugene Sander
 Athletics Director.....Greg Byrne
 Faculty Representative.....Jory Hancock
 SWA/Senior Assoc. A.D.....Kathleen "Rocky" LaRose

Coaching Staff

Head Coach.....**Mike Candra**
 Alma Mater.....Arizona State '78
 Years at Arizona.....27th year
 Division I Record.....1,272-277-2 (.821)
 Record at Arizona.....Same
 Phone.....(520) 621-4920

Assistant Coach.....**Larry Ray**
 Alma Mater.....Idaho State '74
 Years at Arizona.....21st year (11th consecutive)
 Phone.....(520) 621-2664

Assistant Coach.....**Stacy Iveson**
 Alma Mater.....Arizona '90
 Years at Arizona.....8th year (first consecutive)
 Phone.....(520) 621-8208

Volunteer Assistant.....**Candace Abrams**
 Alma Mater.....Arizona '04
 Years at Arizona.....Second year
 Phone.....(520) 621-4920

2011 Season in Review

2011 Record.....43-18
 2011 Pac-10 record.....11-10 // 3rd
 2011 Postseason record.....3-2
 Postseason finish.....Super Regional

All-American Returnees

2nd Team.....Kenzie Fowler, Brigette Del Ponte

All-Pac-10 Returnees

1st Team.....Brigette Del Ponte
 2nd Team.....Kenzie Fowler
 Honorable Mention.....Kristen Arriola, Lini Korla
 Position starters returning/lost.....5/3
 Pitchers returning/lost.....2/0
 Letterwinners returning/lost.....10/10

Media Relations Staff

Media Relations Director.....Tom Duddleston, Jr.
 Softball Contact.....Danny Martinez
 Email.....danny89@email.arizona.edu
 Cell Phone.....(520) 409-1810
 Media Relations Phone.....(520) 621-4163
 Media Relations Fax.....(520) 621-2681
 Media Relations Mailing Address:
 Danny Martinez
 McKale Center, Room 106
 University of Arizona
 Tucson, AZ 85721-0096
 Press Box Phone.....(520) 621-7496
 Website.....www.arizonawildcats.com

2012 Softball Schedule

Date	Opponent	Time	Location
2/9	McNeese State	4:30 p.m.	Tempe, Ariz. !
2/10	Georgia Tech	2:00 p.m.	Tempe, Ariz. !
2/10	Nebraska	4:30 p.m.	Tempe, Ariz. !
2/11	Syracuse	1:30 p.m.	Tempe, Ariz. !
2/11	Texas A&M	4:00 p.m.	Tempe, Ariz. !
2/12	Cal State Northridge	11:00 a.m.	Tempe, Ariz. !
2/17	Alabama Birmingham	4:00 p.m.	Hillenbrand #
2/17	North Dakota	6:00 p.m.	Hillenbrand #
2/18	Western Kentucky	4:00 p.m.	Hillenbrand #
2/18	Southern Utah	6:00 p.m.	Hillenbrand #
2/19	Southern Utah	1:00 p.m.	Hillenbrand #
2/23	Fresno State	1:00 p.m.	Palm Springs, Calif. \$
2/23	Georgia	3:30 p.m.	Palm Springs, Calif. \$
2/24	Oklahoma State	8:00 p.m.	Palm Springs, Calif. \$
2/25	Fordham	5:30 p.m.	Palm Springs, Calif. \$
2/25	Syracuse	8:00 p.m.	Palm Springs, Calif. \$
2/26	Long Beach State	3:00 p.m.	Palm Springs, Calif. \$
3/2	College of Charleston	7:00 p.m.	Hillenbrand
3/3	College of Charleston	7:00 p.m.	Hillenbrand
3/4	College of Charleston	1:00 p.m.	Hillenbrand
3/9	@Baylor	6:30 p.m.	Waco, Tex.
3/10	@Baylor	1:00 p.m.	Waco, Tex.
3/11	@Baylor	12:00 p.m.	Waco, Tex.
3/16	UC Davis	3:30 p.m.	Fullerton, Calif. ^
3/16	Cal State Fullerton	7:30 p.m.	Fullerton, Calif. ^
3/17	Brigham Young	1:00 p.m.	Fullerton, Calif. ^
3/17	Louisiana Lafayette	3:30 p.m.	Fullerton, Calif. ^
3/18	DePaul	9:00 a.m.	Fullerton, Calif. ^
3/21	New Mexico State	4:00 p.m.	Hillenbrand
3/21	New Mexico State	6:00 p.m.	Hillenbrand
3/23	@Arizona State	7:00 p.m.	Tempe, Ariz. *
3/24	@Arizona State	7:00 p.m.	Tempe, Ariz. *
3/25	@Arizona State	12:00 p.m.	Tempe, Ariz. *
3/27	San Diego State	7:00 p.m.	Hillenbrand
3/28	San Diego State	3:00 p.m.	Hillenbrand
3/30	Stanford	7:00 p.m.	Hillenbrand *
3/31	Stanford	7:00 p.m.	Hillenbrand *
4/1	Stanford	12:00 p.m.	Hillenbrand *
4/5	@Washington	6:00 p.m.	Seattle, Wash. *
4/6	@Washington	6:00 p.m.	Seattle, Wash. *
4/7	@Washington	12:00 p.m.	Seattle, Wash. *
4/10	Utah	5:00 p.m.	Hillenbrand *
4/10	Utah	7:00 p.m.	Hillenbrand *
4/11	Utah	11:00 a.m.	Hillenbrand *
4/13	@California	3:00 p.m.	Berkeley, Calif. *
4/14	@California	1:00 p.m.	Berkeley, Calif. *
4/15	@California	12:00 p.m.	Berkeley, Calif. *
4/27	Oregon	7:00 p.m.	Hillenbrand *
4/28	Oregon	7:00 p.m.	Hillenbrand *
4/29	Oregon	12:00 p.m.	Hillenbrand *
5/4	@UCLA	7:00 p.m.	Westwood, Calif. *
5/5	@UCLA	6:00 p.m.	Westwood, Calif. *
5/6	@UCLA	12:00 p.m.	Westwood, Calif. *
5/10	Oregon State	7:00 p.m.	Hillenbrand *
5/11	Oregon State	7:00 p.m.	Hillenbrand *
5/12	Oregon State	12:00 p.m.	Hillenbrand *
5/18-5/20	NCAA Regional		TBA
5/25-2/27	NCAA Super Regional		TBA
5/31-6/6	Women's College World Series		Oklahoma City, Okla.

All times local to site; Times/dates subject to change

! - Kajikawa Classic; # - Hillenbrand Invitational; \$ - Cathedral City Classic; % - Wildcat Invitational; ^ - Judi Garman Classic; * - Pac-12 game

The 2012 Arizona softball Media Guide is a product of the Arizona Athletics Media Relations office. Compiled by Danny Martinez with research and text contributions from Tom Duddleston. Photos from J and L Photography.

2012 Roster**Arizona Softball****Alphabetical:**

No.	Name	Pos.	B/T	Ht.	Yr.	Exp.	Hometown (Last School)
5	Kristen Arriola	2B	R/R	5-5	Sr.	3L	Garden Grove, Calif. (Pacifica H.S.)
12	Shelby Babcock	P	R/R	5-10	So.	1L	Broomfield, Colo. (Legacy H.S.)
00	Nicole Bryan	OF	L/R	5-6	Sr.*	1L	Tucson, Ariz. (Central Arizona)
15	Karissa Buchanan	OF	L/R	5-5	Sr.	3L	Tucson, Ariz. (Sabino H.S.)
88	Sam Davis	3B	L/R	5-10	Fr.	HS	Scottsdale, Ariz. (Chaparral H.S.)
4	Brigette Del Ponte	INF	R/R	5-3	Jr.	2L	Peoria, Ariz. (Sunrise Mountain H.S.)
19	Kenzie Fowler	P	R/R	5-11	Jr.	2L	Tucson, Ariz. (Canyon del Oro H.S.)
77	Chelsea Goodacre	C	L/R	5-4	Fr.	HS	Temecula, Calif. (Temecula Valley H.S.)
2	Baillie Kirker	1B	R/R	5-6	Jr.	2L	La Crescenta, Calif. (Crescenta Valley H.S.)
90	Lini Koria	C/1B	R/R	5-5	Sr.	3L	Carson, Calif. (San Pedro H.S.)
7	Alex Lavine	UT	R/R	5-4	So.	1L	Glendale, Ariz. (Mountain Ridge H.S.)
21	Shelby Pendley	SS	L/R	5-7	Fr.	HS	Rio Rancho, N.M. (Rio Rancho H.S.)
9	Jessica Spigner	INF	R/R	5-8	Sr.	TR	Santa Carita, Calif. (Tennessee)
3	Chelsea Suits	2B	L/R	5-5	Fr.*	HS	Elk Grove, Calif. (Elk Grove H.S.)
17	Hallie Wilson	OF	L/L	5-5	Fr.	HS	Santa Ana, Calif. (Foothill H.S.)

Numerical:

No.	Name	Pos.	B/T	Ht.	Yr.	Exp.	Hometown (Last School)
00	Nicole Bryan	OF	L/R	5-6	Sr.*	1L	Tucson, Ariz. (Central Arizona)
2	Baillie Kirker	1B	R/R	5-6	Jr.	2L	La Crescenta, Calif. (Crescenta Valley H.S.)
3	Chelsea Suits	2B	L/R	5-5	Fr.*	HS	Elk Grove, Calif. (Elk Grove H.S.)
4	Brigette Del Ponte	INF	R/R	5-3	Jr.	2L	Peoria, Ariz. (Sunrise Mountain H.S.)
5	Kristen Arriola	2B	R/R	5-5	Sr.	3L	Garden Grove, Calif. (Pacifica H.S.)
7	Alex Lavine	UT	R/R	5-4	So.	1L	Glendale, Ariz. (Mountain Ridge H.S.)
9	Jessica Spigner	INF	R/R	5-8	Sr.	TR	Santa Carita, Calif. (Tennessee)
12	Shelby Babcock	P	R/R	5-10	So.	1L	Broomfield, Colo. (Legacy H.S.)
15	Karissa Buchanan	OF	L/R	5-5	Sr.	3L	Tucson, Ariz. (Sabino H.S.)
17	Hallie Wilson	OF	L/L	5-5	Fr.	HS	Santa Ana, Calif. (Foothill H.S.)
19	Kenzie Fowler	P	R/R	5-11	Jr.	2L	Tucson, Ariz. (Canyon del Oro H.S.)
21	Shelby Pendley	SS	L/R	5-7	Fr.	HS	Rio Rancho, N.M. (Rio Rancho H.S.)
77	Chelsea Goodacre	C	L/R	5-4	Fr.	HS	Temecula, Calif. (Temecula Valley H.S.)
88	Sam Davis	3B	L/R	5-10	Fr.	HS	Scottsdale, Ariz. (Chaparral H.S.)
90	Lini Koria	C/1B	R/R	5-5	Sr.	3L	Carson, Calif. (San Pedro H.S.)

Coaches:

Head Coach – Mike Candrea

Assistant Coaches – Larry Ray and Stacy Iveson

Volunteer Assistant Coach – Candace Abrams

Director of Operations – Alicia Hollowell

Managers – Zack Findling, Jeff Robin and Ariana Isom

Roster Breakdown**By Year:**

Seniors - 5
 Juniors - 3
 Sophomores - 2
 Freshmen - 5

By Position:

Pitchers - 2
 Catchers - 1
 Infielders - 6
 Outfielders - 4
 Utility - 2

By State:

California - 7
 Arizona - 6
 Colorado - 1
 New Mexico - 1

By Hitters:

Right - 8
 Left - 7

By Fielders:

Right - 14
 Left - 1

By Experience:

3L - 3
 2L - 3
 1L - 3
 TR - 1
 HS - 5

2011 marked the first year since 1987 that the Wildcats, under Head Coach Mike Candrea, failed to reach the Women's College Series. Needless to say, this did not sit well with Candrea, entering his 27th year as the Wildcats' head coach.

"After last year's finish, we have regrouped and looked at where we feel we need to be and why we didn't get there," said Candrea. "Right now I feel extremely good about this group; they've worked extremely hard and they've come together really well. Practices have been very efficient, their energy level has been great and their commitment to our ultimate goal has been revitalized."

Changes were made. Both personnel and the team's approach will be severely different from the squad that exited the field after the disappointing 2011 Super Regional loss to Oklahoma. Gone are 10 players from that team, through graduation, transfers and cuts, and they take with them 47% of the team's runs scored, 44% of its hits, 41% of the home runs and 40% of the team's runs batted in.

Replacing the likes of Brittany Lastrapes, Lauren Schutzler and Stacie Chambers could prove to be a tall task, but the third-ranked recruiting class in the country (ESPN.com) should help ease UA's transition to life without the talented trio.

"It's awfully hard to replace good players who produced like those three," said Candrea. "I think we're going to have to wait and see who's going to step up but I feel, overall, our lineup is a lot deeper than it was last year. I think we had a couple of holes that we have filled and some kids have gotten better.

"It's going to be a different complexion this year and you try to find people that can produce and be consistent. That's our goal right now, not to replace people, but to try to find the best nine and put them out there. This team will have a little different look and offense will be one of our strengths," he said.

Back on the staff is Stacy Iveson, a former Wildcat player and assistant under Candrea. Iveson spent the last 10 years in the junior college ranks, four of them winning NJCAA National Championships. Iveson led a pair of Arizona schools to a pair of national titles: Pima College in 2004 and 2006, Yavapai College in 2009 and 2011. The two-time National Coach of the Year will bring a positive disposition and plenty of championship experience and softball knowledge to strengthen the top-of-the-line coaching staff at Arizona.

"She brings, first of all, someone who put on the uniform at Arizona," said Candrea. "She has a great passion for the game and brings good energy to the ballpark. She knows how to win and is really going to be a valuable piece for our pitching staff and trying to get them feeling good about themselves. She's a very good motivator. I think she has a very good pulse on people and kids and will be a great complement for our staff. She'll make a huge impact."

Despite the roster being five players lighter than a year ago, the condensed team will carry quality depth many positions. Filling out the lineup card each game could be an interesting task for the 35-year coaching veteran.

"We have flexibility among our 15 players," said Candrea. "I think you'll find that this year we'll be a little more sure of who's where. Our pitchers may see more at-bats than they have in the past. There will be some differences, but I think that ultimately we don't have as many question marks as we have had in the past and that's a good thing."

Four seniors return as the leadership core of the team. Second baseman Kristen Arriola, outfielders Karissa Buchanan and Nicole Bryan and catcher/first baseman Lini Korja possess the on-and-off the field experience to lead the squad. Their experience is matched by a high-profile, senior transfer from Tennessee. Jessica Spigner's experience came at a different perspective, playing three years in the highly competitive SEC. Together, the five UA seniors gives Arizona a steady base to lean on.

"I think our senior class has tasted a little bit of everything," said eight-time national champion Candrea. They've been to the championship game of the World Series and they've been on a team that felt what it was like not to make it to the World Series. I'm very pleased with our senior class; they're not only great players but great people. They've become really good leaders and I think they all can produce. It's always a nice thing to have seniors that are playing a valuable role on your team, which is our case this year."

Their tutelage will come in handy for the Wildcats' freshman class, which will fill major roles from day one. Hallie Wilson will likely inherit center field and the leadoff position, a hefty set of responsibilities for a player fresh out of high school. Chelsea Goodacre will likely set up shop behind the plate, splitting time with Korja. Offensively, Goodacre projects to be one of Arizona's best power bats this season. Shelby Pendley, recovering a summer knee injury, will be ready to go for the Cats come February and may start at shortstop. Wilson, Goodacre and Pendley all played on the USA Junior National Team this summer. Sam Davis will give UA depth at third base on a speedy option off the bench. A fifth freshman, Chelsea Suito, is set to begin her collegiate eligibility after a shoulder injury forced her to redshirt 2011. Suito will back up second base and should see plenty of offensive substitution opportunities, both at the plate and on the base paths.

The team's strength in 2012 will be its offense. The team will have to replace plenty of aforementioned offense from the departed seniors, but four new additions to the lineup, Spigner, Wilson, Goodacre and Pendley specialize in getting the ball over the fence and all project to register home runs in the -teens.

Add them to junior Brigette Del Ponte and Korja, who each slugged over .600 and collected a combined 102 RBI in 2011, and "potent" may not begin to describe the middle of the order. Del Ponte, with two years of eligibility left and 37 career bombs, could challenge the Arizona home run records.

"You're going to see a team that can do a lot of things offensively," said Candrea. "Our short game will be above-average. But our strength is going to be our ability to swing the bat. We have pretty deep power throughout our lineup. Our team is well prepared not only physically, but mentally to get after it this year."

On the opposite side of the ball, the team will hope to bounce back favorably from a sub-par season defensively. In 2011, the team put together its worst fielding percentage (.969) since 1999 (.963).

"We're better and we're getting better every day," said Candrea. "Our infield is going to be much better and the outfield will be good. Defense is definitely a key to winning championships. I've always felt like we need to be strong up the middle and I think we're getting back to where we want to be in that area."

INFIELD

In looking at Arizona's versatility and depth, check no further than the Wildcats' infield. Seven players will be competing for four spots. The malleable makeup of the infield gives Candrea plenty of options when he fills out the lineup card.

"I think the big question will be Pendley and whether she can come back and play every day and that will dictate how the infield will look," Candrea said.

A logjam of talent on the left side of the infield is a problem any coach would like to have. Del Ponte, the team's leading returning hitter, played third base her first two years in an Arizona uniform, but could move to short to make room for newly acquired Jessica Spigner at third. Complicating that is Pendley, the better shortstop. She is healthy and ready to fight for a spot in the everyday lineup. Backing up third will be freshman Davis.

"The left side of the infield can vary," said Candrea. "Spigner and Del Ponte are very capable of playing third. We have some great choices at third and that will depend on shortstop and whether Pendley can stay healthy. If she can, she's a very solid defensive player and a very powerful young lady. I think she will give us a shortstop that will be there for a number of years. If she's not healthy, we've worked Del Ponte at short and she's comfortable there."

Spigner can play either corner of the infield and may project to be the team's everyday first baseman. Her competition, Baillie Kirker, was arguably Arizona's MVP from the fall season. Also in the discussion at first is Korja. The senior will likely share action behind the plate with freshman Chelsea Goodacre and could spell Spigner and Kirker at first when not catching.

"Spigner is a young lady who's going to bring a lot of stability to our infield and is a kid that has played the game at a high level and embraces that," said Candrea. "She'll give us something that's pretty important for us to have this year. Baillie has done a nice job getting prepared for this year. We're looking forward to a better year out of her. (Pitcher Kenzie) Fowler can step in and play there, too. So, I think we're in pretty good shape there."

Unlike the other three infield positions, second base appears to be a lock for one of the most consistent players on the team. After platooning the position her first two years, senior Arriola is set to begin her second season with second base to herself. That's no discredit to Chelsea Suits, who will back her up and likely see her fair share of action.

"Kristen Arriola is a lot better in a lot of different areas and one is her leadership," said Candrea. "I think people respect who she is and what she represents and I think that has made an impact on us. But both Arriola and Suits are very good players and bring something different to the team."

OUTFIELD

The Cats will have to replace their two top outfielders from 2011, Brittany Lastrapes and Lauren Schutzler. With only four outfielders on the roster, depth and experience may be an issue as the four have only five combined years of collegiate experience under their belts.

"If there was one deficiency I would say that it's our outfield," said Candrea. "We're a little bit thin."

One of five seniors, Karissa Buchanan, will move from right to left field. She possesses the speed and instincts to cover plenty of ground in left. Buchanan will likely move up in the batting order, bringing along her career .433 On-Base Percentage, the highest returning on the team, to give the meat of the order behind her plenty of RBI opportunities.

"Karissa is ready to have a good year," said Candrea. "I think she's matured a lot and is a lot more focused. We know that she can be a great asset when things are going well. I think the key for her will be her consistency and her ability to have good at-bats all the time. She's swinging the bat better. The only thing right now is that we're going to put her in left field, which is a little different from right field, but I think she can be really good there."

The other two positions will be filled by first-time starters. Freshman Hallie Wilson will play center field.

"Hallie's a very talented freshman, both offensively and defensively," said Candrea.

In right field, senior Nicole Bryan and sophomore Alex Lavine will battle for time. If necessary, the two could provide nice right/left platoon with righty Lavine seeing the majority of at-bats against southpaws and lefty Bryan hitting against righties.

"Right field will be the key," said Candrea. "Before it all ends, we'll probably be working someone else in that area."

CATCHERS

Arizona enters the season with two offensively gifted catchers with the ability to combine for 30-plus home runs this season. Freshman Goodacre and senior Korja should split time behind the plate with the other likely filling the DP slot.

Goodacre will be responsible for filling the power-void left by catcher Stacie Chambers, UA's all-time leader in home runs.

"Goodacre is a kid that will amaze you with her bat," said Candrea of the freshman. "She's an extremely good hitter with very good power. She's getting better every day behind the plate; the thing I like about her is she's very active and vocal and should bring some energy."

Korja has shown flashes of brilliance in her first three years in a Wildcat uniform, and now will be asked to put it together for a full season.

"Lini has finally put things together and I see her having a very productive year," said Candrea. "I think Lini's defense has really improved a lot; her arm strength has improved and I think she's finally getting to the point where she can slow the game down a little bit and make good decisions."

"We feel good that we have two really good catchers."

PITCHERS

The Wildcats return both pitchers from a season ago. Junior Kenzie Fowler and Sophomore Shelby Babcock will each look to have bounce back seasons from a year ago. Both immensely talented power pitchers, Fowler dealt with injuries last season while Babcock sometimes struggled with her increased workload due to Fowler's health.

Stacy Iveson will work with the pitchers this season and will aim to keep the grind and pressure associated with pitching at Arizona a fun experience.

"Our pitchers are in a good frame of mind right now," said Candrea. "They're both mentally in a good position right now. They're throwing the ball with some authority and being very effective. I'm very excited about those two; I think they've worked very hard. Both of them have picked up some different pitches, but primarily we're going to go with their strengths."

Fowler, a 26-game winner last season, hopes to return to the form she displayed as a freshman when she was one of ten finalists for the USA Softball Player of the Year.

"Kenzie is feeling much better about herself," said Candrea. "She's ready to compete and not have to take the burden on her shoulders all the time."

Taking the burden off her shoulders will be Babcock, who hopes to improve on an up and down freshman year. Babcock pitched 170.2 innings as a freshman, a high number for a team's No. 2 pitcher, and struggled with her control at times. A change in Babcock's pitching windup should give her more comfort in the circle this season.

"Babcock is ready to step up and be a little more consistent this year," said Candrea. "I think that's going to be the key for her."

"We have very high expectations, but we can't just sit around talking about things, we have to get out there and do it. I think this team is committed to that purpose," he said.

Coach Bios

Arizona Softball

Head Coach Mike Candrea

Years as coach:	36th
Years at Arizona:	27th
Division I Record:	1,272-277-2 (.821)
Conference Record:	363-112-1 (.764)
Postseason Record:	133-38 (.778)
NCAA Regionals:	75-6 (.926)
NCAA Super Regionals:	12-5 (.706)
WCWS games:	61-32 (.525)
Olympic Gold:	One
All-Americans:	90
Birth date; place:	Aug. 29, 1956; New Orleans, La.
Alma Mater:	Arizona State (1978)



Mike Candrea enters his 27th season as the head coach of the University of Arizona softball team in 2012 and under his guidance reaching the pinnacle should once again underscore a record of success almost unparalleled by any program in any sport at any level.

Candrea is one of the most respected coaches in the nation, with the accomplishments to supplement: nine national titles in 21 seasons, 21 trips to the Women's College World Series in the last 22 seasons, 1,274 career victories, a mind-boggling career winning percentage of 83%, 49 All-Americans, four national players of the year and stewardship of Team USA to an Olympic gold medal, to name a few.

Arizona's 26th win of the 2012 season will be Candrea's 1,300th of his career. Like many milestones before this, Candrea will be the fastest coach in NCAA softball history to 1,300 wins. Only one other coach has eclipsed this mark, Margie Wright of Fresno State, who accomplished the feat in her 30th season, while Candrea will surpass the point in his 27th season of coaching.

The aforementioned gold medal came with his stint as the head coach of Team USA in 2004. His second Olympic squad took home the silver in 2008. Softball has since been erased from Olympic competition, but Candrea's work in the sport's final two Olympic years will not soon be forgotten. Under his tutelage in 2004, the team posted a perfect 9-0 record, outscoring its opponents 51-1 on its way to a gold medal in one of the most dominant team performances in Olympic history. In 2008, the team came just short of winning its fourth consecutive gold medal.

Since 1988, UA has won fewer than five postseason games just twice and has eclipsed the 50-win mark 17 times and won at least 41 games in the other years. No one talks about losing around Arizona softball, but even in lean times the Wildcats did not lose 20 games in any of the 26 seasons under Candrea's watch. Avoiding a "down" year has been a trademark of Candrea's program, and one not universally shared even among the game's elite.

Candrea is not one to back down from a challenge. On a daily basis, he challenges his players, and when it comes to drawing up the schedule of opponents, his philosophy is no different. He builds schedules as tough as any in the country. A recent sampling shows years where Arizona won 30 games against NCAA Tournament-bound squads.

Winningest Division I softball coaches, by victories

1. Margie Wright	Fresno State	32 years	1,421	(44.4/year)
2. Mike Candrea	Arizona	24 years	1,272	(53/year)
3. Yvette Giourard	LSU	30 years	1,245	(41.5/year)
Gayle Blevins	Iowa	31 years	1,245	(40.2/year)
5. JoAnne Graf	Florida State	25 years	1,186	(47.4/year)

Winningest Division I softball coaches, by percentage

1. Sue Enquist*	UCLA	17 years	887-175-1	.834
2. Sharron Backus*	UCLA	22 years	854-173-3	.831
3. Mike Candrea	Arizona	24 years	1,229-259-2	.821
4. Patrick Murphy	Alabama	13 years	711-209-0	.773
5. Yvette Giourard	LSU	30 years	1,245-403-1	.755

*Co-head coach from 1989-96

His teams' victory totals of 67 in 1998, 66 wins in 1995, 65 victories in 2001, 64 victories in 1994 and 61 in 1997 are among the top 10 in the NCAA record books. Including a five-season stint as a junior college coach at Central Arizona, Candrea has a career record of 1402-332-2. That computes to a phenomenal winning percent of .808.

That proficiency started at Arizona with the hiring of Candrea prior to the 1986 season, the school's transition in Pacific West Conference play before the start of Pac-10 ball in 1987. UA finished 27-13-1 that first year, his "worst" record to date. The following season, the Cats were 42-18 and qualified for their first of 20-straight NCAA postseason appearances.

Those early years marked the upswing in Candrea's recruiting skill at the Division I level and by 1988, the team turned in a 54-18 record, made it to the Women's College World Series for the first time and recorded two WCWS victories. That year, pitcher Teresa Cherry became Candrea's first UA All-American.

The ensuing years provided more of the same – UA finished 48-19 in 1989 and 49-17 in 1990, placed third and second, respectively, in the tough Pac-10, but still came up short in WCWS play.

The bigger picture jelled in 1991 when things looked somewhat bleak as the Cats finished 11-9 and fourth in conference play – tied for his worst finish. Once in the postseason, a gutty and defensive-oriented UA team swept Arizona State in NCAA Regional play in Tempe and went on to play five games pivotal to the history of Arizona softball, at Oklahoma City in the College World Series. Candrea and the Cats earned their first national championship, beating UCLA 5-1 in the title game.

The program was off and running and Tucson became a destination for many of the best young players in the game, finishing the decade of the 1990s with 523 victories against 75 losses. Other national championships followed - 1993, 1994, 1996, 1997, 2001, 2006 and 2007. Following each of the titles in 1994, 1996, 1997 and 2007, Candrea was named the National Fastpitch Coaches Association Division I Coach of the Year.

Candrea knows you don't win games without players. A succession of top-level players – sluggers, hitters, dominant pitchers, Olympians – has kept Arizona at the top. For 18-consecutive years, at least two of Candrea's players earned All-America honors in voting by the coaches' association. Four times it was six players – the only time that many players from one team were chosen. In 1994, 1995 and 1998, the six selections were all first-team All-Americans. In 1997, all five Arizona honorees were first-team players, as were the four selected in 2004.

Candrea has stressed academic success, as well, with K'Lee Arredondo (2010, first team), Autumn Champion (2006, second team), Leah O'Brien (first team, 1994, 1995 and 1997), Jenny Dalton (first team in 1996, second team in 1995) and Nancy Evans (1998) earning Academic All-America honors.

Candrea is sought out by softball and baseball coaches around the country and has delivered instructional clinics throughout the nation. He is particularly known for hitting techniques, team fielding drills and squad motivational preparation. In recent years, he has consulted with Major League Baseball stars and other learned technicians to conduct national hitting clinics, and he participates in dozens of such sessions to help improve the way softball is taught and played. He has written several books and produced a number of videotapes on various softball subjects and has designed specific practice aids and equipment that are widely used at various levels of play.

Still, just watching him work with a hitter, some balls and a batting tee show the true value of his coaching and his love of teaching. He enjoys the work, is able to communicate and uses an encouraging but firm style. His pre-game infield drill is an example. It's a smooth, fast-paced warm up that's done exactly the same each time.

Candrea's style of play, public comportment and the consistent winning puts Wildcat fans in the stands at Rita Hillenbrand Memorial Stadium. The Wildcats set the NCAA record for attendance in 2011, attracting 77,129 fans over 30 home dates.

Honors and Awards

2011 U.S. Olympic Achievement Award
 2009 Central Arizona College Hall of Fame
 2008 Silver medalist, U.S. Softball Team head coach, Beijing Olympics
 2007 Pac-10 Coach of the Year
 2007 NFCA Coaching Staff of the Year
 2004 USOC Olympic Shield award
 2004 USOC Coach of the Year
 2004 Gold medalist, U.S. Softball Team head coach, Athens Olympics
 2003 Pac-10 Coach of the Year
 2002 Pac-10 Coach of the Year
 2001 Pac-10 Coach of the Year
 2000 Pac-10 Coach of the Year
 1999 University of Arizona Honorary Alumnus Degree
 1998 Pac-10 Coach of the Year
 1997 NFCA Division I Coach of the Year
 1997 Pacific Region Coach of the Year
 1997 Pac-10 Coach of the Year
 1996 NFCA Division I Coach of the Year
 1996 NFCA Hall of Fame election
 1995 Pacific Region Coach of the Year
 1994 NSCA Division I Coach of the Year
 1994 Pacific Region Coach of the Year
 1994 Pac-10 Coach of the Year
 1988 Northwest Region Coach of the Year
 1986 Pacific-West Co-Coach of the Year
 1985 NJCAA Coach of the Year
 1984 NJCAA Coach of the Year

Coach Bios

Arizona Softball

The Wildcat faithful have led the country in home attendance per game in five of the last six years and have earned the distinction nine times since the stadium's opening in 1993.

Candrea began his softball coaching career at Central Arizona College (CAC) from 1981-85. His team won consecutive NCAA World Series in his final two seasons, earning him national coach the year honors each time. Prior to coaching softball, he was an assistant baseball coach at Central from 1976-80. On January 18, 2009, Candrea was inducted into the inaugural CAC Hall of Fame Class.

Also a baseball player at CAC, Candrea's playing career was cut short by an elbow injury. He earned an associate's degree at CAC in 1975, a bachelor's degree at Arizona State in 1978 and a master's degree from ASU in 1980.

Candrea was married to the former Sue Ellen Hudson for 28 years until her tragic death in July 2004, just 10 days prior to the Olympic Games.

On Dec. 30, 2006, he wed the former Tina Tilton at The Westin La Paloma Resort and Spa in Tucson. Candrea has a son Mikel, 32, and daughter Michelle, 29, in addition to stepsons Ryan, 24 and Sean Tilton, 21. Mikel, a 2004 Arizona graduate, worked with the baseball team and strength and conditioning programs prior to his graduation. He is currently a private hitting instructor in Sacramento, California. Michelle celebrated the birth of her son, Jaylen Mikel, on Oct. 27, 2005. Jaylen is Candrea's first grandchild. Both Ryan and Sean are students at the University of Arizona, and Ryan works as a personal trainer.

Candrea's Year-by-Year Record

Team	Record	Pac-10	Post Season
1986	27-13-1	5-6-1 (3rd)	
1987	42-18	6-4 (T-3rd)	NCAA Regional (tied ninth)
1988	54-18	15-5 (2nd)	tied 3rd (NCAA WCWS)
1989	48-19	11-9 (3rd)	tied 3rd (NCAA WCWS)
1990	49-17	12-6 (2nd)	tied 7th (NCAA WCWS)
1991	56-16	11-9 (4th)	NCAA Champions
1992	58-7	16-2 (1st)	NCAA Runner-up (WCWS)
1993	44-8	15-3 (2nd)	NCAA Champions, No. 1 ranking
1994	64-3	23-1 (1st)	No. 1 ranking throughout year, NCAA Champions
1995	66-6	24-4 (1st)	No. 1 ranking 11 weeks, 3rd Pac-10 title, No. 1 seed, NCAA Runnerup (WCWS)
1996	58-9	23-5 (2nd)	NCAA Champions, No. 1 ranking
1997	61-5	26-1 (1st)	NCAA Champions, No. 1 ranking, 10th consecutive WCWS, Fourth Pac-10 title
1998	67-4	27-1 (1st)	Fifth Pac-10 title, No. 1 all year, No. 1 seed, WCWS
1999	53-16	19-9 (2nd)	Program's 1,000 victory, WCWS, Candrea won his 700th game
2000	59-9	16-4 (2nd)	Candrea won 800th game; No. 2 ranking, WCWS
2001	65-4	19-2 (1st)	Sixth Pac-10 title, No. 1 seed, NCAA Champions
2002	55-12	15-6 (2nd)	15th consecutive WCWS, No. 1 ranking, Candrea won 900th game, WCWS
2003	56-7	19-2 (1st)	NCAA tie-third WCWS, NCAA-best 16th consecutive WCWS appearance
2005	45-12	13-8 (1st)	No. 1 ranking, 17th WCWS appearance in 18 years, Ninth Pac-10 Championship
2006	54-11	15-6 (2nd)	NCAA Champions, No. 1 ranking
2007	50-14-1	15-5-1 (1st)	NCAA Champions, No. 1 ranking, 10th Pac-10 Championship
2009	46-17	13-7 (3rd)	21st WCWS appearance in 22 years, NCAA HR record (134)
2010	52-14	13-8 (3rd)	National Runner-up, 22nd WCWS appearance in 23 years
2011	42-18	11-10 (3rd)	NCAA Super Regional

24-year Arizona total: 1,272-277-2 (.821)

**Interim Head Coach Larry Ray was credited with Arizona's 2004 and 2008 records while Candrea coached the U.S. Olympic Team*

Assistant Coach Larry Ray

Years as a coach:	30th
Years at Arizona:	20th (11th consecutive)
Collegiate head coaching record:	265-131 (.669)
Alma Mater:	Idaho State (1974)
NCAA Titles as an Assistant:	Five

A 30-year veteran of coaching, Larry Ray returns for his 21st year as top assistant to Mike Candrea at Arizona.

This will be his 11th-consecutive season after a five-year hiatus during which Ray guided the University of Florida softball team through its inaugural four seasons.

With Mike Candrea on leave to coach the U.S. Olympic team in 2008, Ray - in his second stint as interim head coach - accomplished the feat that had eluded his 2004 club: earning a trip to Oklahoma City for the Women's College World Series. In the Tucson Super Regional, Ray conquered the team that had dealt him a punishing blow in the '04 Tucson Regional, Oklahoma. A 5-2 victory in deciding game three sent the Cats back to Oklahoma City for the 20th time.

Eight years ago, Ray led Arizona to a sparkling 55-6 record and a Pac-10 Championship. The Wildcats' 53-4 regular season record is one of the best in program history, as UA has lost less than four regular-season contests just twice since the NCAA adopted fast-pitch softball as a championship sport.

During his 2004 season as head coach, Arizona's offensive attack took on Ray's emphasis of finding a way on base and blazing through the base paths, 60 feet at a time. Arizona's 129 stolen bases remain its highest tally in the category since 1998. In fact, the '98 team's 136 swiped bags are the only higher team total in the program's 25-year history.

Between his work at Florida and the two campaigns at Arizona, Ray holds a 265-131 (.670) career record in six years of competition as a head coach.

A renowned instructor of slap-hitting, Ray's tutoring has coached some of the best slappers in collegiate softball history. His guidance of Caitlin Lowe helped the four-time first-team All-American land the role of leadoff hitter for the U.S. Women's National Team

Another one of Ray's acclaimed slappers, Autumn Champion - the 2004 national batting champion - completed her eligibility with the fourth-highest batting average in Arizona history. During the 2006 campaign, Champion became just the seventh player in program history to accumulate 300 hits in a career. Of her 314 base knocks, only eight went for extra bases.

That's the beauty of Ray's craft - opponents know what's coming and they still can't stop it. This was no more evident than in Oklahoma City during the 2006 Women's College World Series. Among Lowe, Champion and Adrienne Acton - Arizona's three slappers - the trio compiled a .344 batting average over six games against the nation's best pitchers.

Perhaps even more telling than the fact that Ray's pupils scored 15 of UA's 24 runs, is that they reached base on a combined seven infield errors by opponents flustered by the prospect of yet another infield single.

Before returning to Arizona in 2002, Ray established the UF program and guided the Gators to a 169-106 record in his four years of competition. Florida made the post-season tournament and was ranked in the Top 25 in two of the four years during his tenure.

UF's 1998 campaign brought Ray considerable regard. Ray led Florida to a 47-22 season, claiming the Southeastern Conference regular-season title, the SEC Eastern Division title and earning the Gator's first-ever trip to the NCAA Regional Championships. For his efforts, Ray earned SEC Coach of the Year honors.

After a year of recruiting and developing team processes for the new Florida program in 1996, Ray led the Gators to a 42-25 inaugural season record (16-8 SEC) in 1997, including a third-place finish in the SEC Eastern Division and a trip to the SEC Tournament Championship game. Florida also split with nationally ranked rivals Florida State and South Florida and defeated No. 12 Oklahoma State, while playing a challenging schedule that included five Women's College World Series teams.

Before coming on board in his stint with the Wildcats, Ray compiled a 70-13 record in four years as softball coach at Boulder City (Nev.) High School from 1982 to 1985. He took over a program that won just one game over the previous two years to a 17-3 mark and the Class AA State Championship his first season. He also coached BCHS to consecutive titles in his last two years with 20-1 and 24-1 marks.

A graduate of Idaho State, Ray lettered as a second baseman in baseball and wide receiver and kicker in football. He lettered two years in football and one year in baseball at West Valley Junior College in Campbell, Calif., (now in Saratoga) in 1968-69 before transferring to ISU. He was the football scoring leader for California junior colleges in 1969.

Ray played in five world tournaments in competitive fastpitch as a middle infielder. He has produced a number of successful instructional videos on coaching techniques for slap hitting and the short game.

Ray and his wife, Dawn, have a daughter, Bree, 21, and son, Taylor, 20. Bree graduated from Canyon del Oro High School, where she started for the Dorados' 4A state champion softball team. Ray's son Derek and his wife Melissa have two young girls, Jayden and Lexi.



Assistant Coach Stacy Iveson

Years as a coach:	18th
Years at Arizona:	Eighth (First consecutive)
Alma Mater:	Arizona (1990)
NJCAA National Championships:	Four



Four-time junior college national-champion coach Stacy Iveson re-joined the staff as a softball assistant in summer 2011.

Iveson, a former Wildcat player and coach, won two NJCAA titles while at Pima Community College from 2002-07 and two in her most recent post as head coach at Yavapai College, including in 2011 with a 67-4 Roughriders club. She was head coach at Yavapai for four seasons and took all four teams to the national tournament's final weekend.

She was NJCAA National Coach of the Year following her first title in 2004 and her staff at YC earned the National Fastpitch Coaches Association/NJCAA Division I national staff of the year honor this past season and in 2009. She compiled a record of 213-44 at Yavapai during her tenure and won more than 300 games at Pima.

"We are very excited to bring back a great Wildcat who has made her own mark in the coaching profession," Candrea said.

"I am thrilled to come back home to Tucson and have the opportunity to work beside my mentor. I look forward to working with the highly talented group of student-athletes at Arizona and being a part of the amazing Wildcat athletics department," Iveson said.

"I have so much history on the UA campus and in Hillenbrand Stadium and am proud to be a part of the Wildcat softball family and all the tradition," she said.

Iveson spent seven seasons as a Candrea assistant at UA from 1995 to 2001 and helped the Wildcats earn NCAA Championships in 1996, 1997 and 2001. Her work with Arizona pitchers and catchers was underscored by marks of 30-7 by Becky Lemke and 29-2 by Jennie Finch in 2000, and the latter's remarkable 32-0 year in 2001.

She also worked with pitchers Nancy Evans during her twin 36-2 years in 1997-98, and Carrie Dolan (35-6) during the '96 title run. Catcher Leah Braatz was Diamond Sports/NFCA national catcher of the year in 1997 and 1998 and Lindsey Collins tied the Arizona fielding percentage mark with a flawless 1.000 campaign behind the plate in 2001.

Iveson has also been a member of the USA Softball coaching pool for the last six years. She worked closely with the National Team players and coaches including several training and selection camps and a trip to Guatemala in 2005 for the Pan American Qualifier. Last year she accompanied the USA Junior National team to Colombia as an assistant coach on the Pan American Championship squad that earned a berth in the World Championships.

A four year Arizona letter winner and starting catcher, she played on Candrea's first four teams at UA from 1986 to 1989, earning first team all-region honors and All Pac 10 honors as a sophomore in 1987. She remains tied for the season record for games played, with 72 in 1988, and before the 1990s assault on the record book was among UA's top 10 in career this, RBI, at bats, games played and doubles.

Iveson was softball coach at Salpointe Catholic High School in Tucson from 1991 to 1994 after a year as an assistant coaching the junior varsity. She led the Lancers to the state championship in 1993. She was head coach of the Arizona Heat national pro fast-pitch team from 2005-07. She was inducted into the Pima County Sports Hall of Fame in 2005.

The former Stacy Engel graduated from Tucson's Catalina High School in 1985. She earned a bachelor's degree in elementary education from UA in 1990 and her master's in educational administration from Northern Arizona in 1995.

She was a teacher in Tucson's Flowing Wells School District from 1990 to 1994 and returned to the district to teach fifth grade at Laguna Elementary School in 1996. Her husband, Tom Iveson, also is an educator. The couple has a son, Jared. Iveson succeeded Teresa Wilson, who resigned last month after her third year on the staff.

Volunteer Assistant Coach Candace Abrams

Years as coach: Seventh
Years at Arizona: Second
Alma Mater: Arizona (2004)
National Titles as a player or coach: Two

Candace Abrams enters her second year as Arizona's volunteer assistant coach.

Abrams joined the Arizona softball program in August 2010. Prior to coming on board at UA, Abrams, an Arizona alumnus, was the Assistant Coach at Barry University under Head Coach Danielle Penner.

In four years at Arizona playing under Coach Candrea, Abrams posted a .252 lifetime average with eight home runs in 210 career at-bats. The catcher-outfielder played in 132 games, starting 47 of them, while earning four letters at Arizona. She was a part of the 2001 National Championship team as a bullpen catcher. Abrams graduated in 2004 with a degree in physical education.

After graduation, Abrams was an assistant coach at Pima Community College under Stacy Iveson from 2005-2007. The team won the 2006 NJCAA World Series and the coaching staff was awarded Coaching Staff of the Year. During her time with the Aztecs she worked with the outfield and developed the strength and conditioning program.

In 2007, she took over as head coach at Catalina Foothills High School, where she compiled a record of 18-15 in two seasons.

Following her two years as Catalina Foothills head coach, she took a job as an assistant at Barry University where she worked from 2008-2010. There, she worked with the outfield, catchers and hitters. In 2010, she coached the hitters to a season batting average of .308, the seventh best mark in school history. Also in 2010, had four players recognized as second-team all-Sunshine State Conference as well as three players honored as all-region selections.

While at Barry, Abrams received her Master's Degree in sports and exercise psychology in 2010.

Abrams also co-coached an 18-and-under travel ball team, Player's Edge with Ryan Wigley. In 2010, the team won the Northern California USSSA State Championship. All high school seniors on the team went on to play collegiate softball.

Born Candace Amanda Abrams to Chris and Kori Abrams in Tucson, Abrams has one brother, Dustin.

Director of Operations Alicia Hollowell

Years at Arizona: First
Alma Mater: Arizona (2007)
National Titles as a player: One

Former Wildcat All-American Alicia Hollowell joined the staff in August 2011 as the program's director of operations.

Much of Hollowell's responsibilities will include the direction of the program's video efforts, including recording and breakdown of practice footage and opponent scouting. She also will handle a wealth of office duties, recruiting correspondence, community service coordination and scheduling and team travel. She will not have on-field coaching responsibilities.

"Alicia gives us another resource and great mind in getting our team ready to compete," said Candrea. "We're fortunate to have her back. Her expertise in the video area will free us up to do more coaching. This is a position I've wanted for many, many years."

Hollowell, a Wildcat letterwinner from 2003-06, was a four time All-American who is the school's career leader in victories (134), innings pitched (1,122.0) and strikeouts (1,768).

She finished her career with the top three single-season strike-out totals in school history and the top two single-season tallies for victories. In her career, Hollowell was named Pac-10 Pitcher of the Week 14 times and threw 17 no-hitters, capping her career by leading Arizona to the 2006 national championship and earning Women's College World Series Most-Outstanding-Player honors.

She earned Pac-10 Pitcher-of-the-Year honors in 2004 and Newcomer-of-the-Year kudos in 2003.


Hollowell was named Arizona's top female student-athlete in 2006.

A native of Suisun, Calif., Hollowell was a member of the U.S. national team from 2005-08, winning two World Cup titles, the 2007 Pan American Games gold medal and serving as an alternate on the 2008 Olympic squad.

She earned her undergraduate degree at Arizona in 2007 while serving as a graduate assistant to Candrea.

Kristen Arriola – #5

5-5, Senior, 3L
 Second Base
 Bats – R, Throws – R
 Birthdate: 5/31/90
 Hometown: Garden Grove, Calif.



General: One of Arizona’s most consistent hitters with a knack for getting clutch hits in key at-bats ... A solid contact hitter with extra base power.

2011: Started all 61 games at second base ... An All-Pac-10 Honorable Mention selection ... Saw substantial rises in most statistical categories from her sophomore season ... Ranked fifth in the team in batting average (.320), slugging percentage (.512), hits (55) and home runs (7) ... Batted in 42 runs, fourth most on the squad ... Her 10 doubles were third highest on the team ... Was dynamite with a runner on third and less than two outs, hitting .579 (11-for-19) and driving in runs with four sac flies ... Registered eight sacrifice hits, most on the team ... Fourth on the team with three stolen bases ... Had 13 multi-hit games, including three games with a trio of base-knocks ... Had 10 multi-RBI games, fourth most on the team ... Recorded a hit in each of Arizona’s postseason games and ended the season on a six game hitting streak ... Laced together seven consecutive games with a base hit (3/17-3/26) ... Hit a sixth-inning, two-out, bases-loaded triple to score the go-ahead runs that would eventually beat Baylor (3/12)... Hit three home runs in the Kajikawa Classic ... Blasted a grand slam against Cal State Northridge on (3/27) ... Doubled in five games in a seven game span (5/7-5/21) ... Tucson Regional: Recorded a hit, a run scored and an RBI in all three games, including a two-run double vs. Harvard in the first game ... Hit an RBI double down the left field line in each of the first two games ... Drew a walk in each game ... Tucson Super Regional: Had two hits in each game vs. the Sooners.

2010: Emerged as the Wildcats’ number one option at second base after battling with Victoria Kemp for the position for the first month of the season ... Started 57 games at second base ... Put together an admirable nine game hit-streak, third longest of any player, between March 20 and April 7 ... Clocked six home runs, the most in her young career ... Showed statistical improvement in all major offensive categories from her freshman campaign ... Saw time in the sixth, seventh, eighth and ninth spot in the batting order, with the majority (29 games) in the eighth ... Had one of the team’s seven triples when she logged a three-bagger against St. John’s early in the season ... Unselfishly tallied seven sacrifice bunts to lead the team ... Put a two-run homer into the seats in left field to give Arizona a 5-3 victory over UCLA in walk-off fashion in Arizona’s last regular season series ... Had two total home runs in the UCLA series and showcased her power potential with towering foul balls and some great contact in nine at bats ... Tucson Regional: Went 2-for-3 in Arizona’s opening game with Cornell while tallying an RBI ... Put pressure on the defense with the bases loaded when she reached on an error that drove home a run in the Wildcats’ first matchup with Hofstra ... Tucson Super Regional: Had her best game of the year in the series clinching win against BYU ... Drove home four runs in that affair, a season high, while going 2-for-3 with a double ... WCWS: Tallied an RBI in Arizona’s second matchup with Tennessee when she drew a bases-loaded walk in the third ... Was hitless until going 2-for-3 in the Wildcats’ final game of the season against UCLA ... Hit a two-run single in the fourth in the game.

2009: Started 32 games at second base, and one at designated player ... Named to the Pac-10 All Freshman team ... Part of a platoon at second base with Victoria Kemp until early Pac-10 season play ... Louisville, Ky. Regional: Saw a pinch-hitting appearance against Purdue in the Regional championship game ... Palo Alto, Calif. Super Regional: Spent time at the dish in a pinch-hitting role in all three games of the Super Regional round ... WCWS: Stepped in for a pinch hit against Alabama.

High School: Pacifica High School, Garden Grove, Calif., 2008 ... Played four years of varsity softball under Kevin Cody and led her team to a CIF Division I runner-up as a sophomore, and a CIF Division II championship as a junior All-Empire League first team as a freshman, sophomore and senior, second team as a junior ... All-Region first team as a sophomore ... All-State second team as a senior ... Nominated to the All-County all-star game in Southern California ... Also received a Scholar Athlete Award as a senior ... played for a number of travel ball teams, including the Worth Firecrackers where she won the 2007 ASA Gold 18-under championship with Arizona teammates Lauren Schutzler and Lini Korja.

Personal: Academic major is nutritional sciences ... Daughter of David and Dolores Arriola ... Father is a truck driver ... Mother is a banker ... Has an older brother, David, Jr. ... Aspires to help people live healthier lifestyles, or work for a professional sports team ... Lists scrapbooking and making picture collages as her hobbies ... Came to UA because she “wanted to be coached by the best and play with the best girls”... Born Kristen Nicole Arriola on May 31, 1990.

Career Stats:

Year	Avg	GP	GS	AB	R	H	2B	3B	HR	RBI	TB	SLG%	BB	HBP	SO	GDP	OB%	SF	SH	SB	ATTPO	A	E	FLD%	
2009	.212	53	33	99	32	21	7	0	5	21	43	.434	20	7	25	0	.378	1	2	3	3	62	60	4	.968
2010	.232	57	57	142	30	33	5	1	6	32	58	.408	26	3	27	0	.363	0	7	0	1	79	84	8	.953
2011	.320	61	61	172	34	55	10	1	7	42	88	.512	22	3	23	2	.398	4	4	3	3	110	83	9	.955
TOTAL	.264	171	151	413	96	109	22	2	18	95	189	.458	68	13	75	2	.381	5	13	6	7	251	223	21	.958

Career Honors:2011

All-Pac-10 (Honorable Mention)

2009

Pac-10 All-Freshman

C.A.T.S. Student-Athlete of the Month (October, 2008)

Career Single-Game Highs:

Hits: 3, Utah State, Mar 04, 2011 ; Baylor, Mar 12, 2011 ; Cal State Northridge, Mar 25, 2011

Doubles: 2, at UCLA, Apr 04, 2009

Triples: 1, St. Johns, Mar 11, 2010 ; Baylor, Mar 12, 2011

Home runs: 2, UTEP, Mar 04, 2009

Total bases: 8, UTEP, Mar 04, 2009

RBI: 6, UTEP, Mar 04, 2009

Runs scored: 3, UTEP, Mar 04, 2009 ; Utah State, Mar 04, 2011 ; Cal State Northridge, Mar 27, 2011

Walks: 3, at Oregon, May 07, 2010

Hit by pitch: 2, North Dakota State, Feb 20, 2009

Struck out: 3, vs Fresno State, Feb 26, 2010

Sac flies: 1, 5 times

Sac bunts: 2, California, May 12, 2011

At bats: 4, 16 times

Stolen bases: 1, 6 times

Caught stealing: 1, vs Baylor, Feb 28, 2010

Field chances: 9, UCLA, Apr 24, 2009

Putouts: 5, 5 times

Assists: 6, UCLA, Apr 24, 2009 ; at New Mexico State, Mar 18, 2009

Shelby Babcock - #12

5-10, Sophomore, 1L

Pitcher

Bats – R, Throws – R

Birthdate: 2/26/92

Hometown: Broomfield, Colo.

General: A power pitcher with pitching experience that outdates her one year of collegiate eligibility ... A hard-throwing righty ... Struggles with command at times.

2011: A Pac-10 All-Freshman team selection ... Posted an impressive 17-8 record with a 3.98 ERA ... Pitched a hefty 170.2 innings on the season, seventh most in the conference ... Was the only healthy pitcher on the roster during Kenzie Fowler's two week absence due to injury, posting a gutsy two-week stretch in the ace's time off ... Started 26 games, half of which she went the distance ... Struck out 117 batters, tied for eighth most in the conference ... Limited opponents to a .269 batting average ... Supplied an excellent performance in relief vs. Baylor (3/12) in which she pitched the final 4.2 innings of the game, limited the Bear offense to no runs on two hits in Arizona's 9-7 come-from-behind victory ... Pitched the final inning of a combined no-hitter with Kenzie Fowler vs. Cal State Northridge (3/25) ... Had a strikeout-to-walk ratio of less than one with 117 strikeouts to 129 walks ... Tallied a season-high strikeouts vs. Kennesaw State (2/19) with seven in a game she allowed just two base-runners in Arizona's run-rule win ... Slung 13 complete games ... Tossed three shutouts and was a part of three combined ... Threw a season-high eight strikeouts vs. Idaho State (3/5) ... Turned in a masterful performance vs. Loyola Marymount in which she recorded a seven-inning shutout of the Lions (2/27) ... Tucson Super Regional: Pitched the final three innings of game one ... Allowed just a run on three hits after Oklahoma had scored five runs on five hits prior to her entrance.

High School: Earned four letters under Coach Dawn Gaffin at Legacy High School ... Named to all-state, all-region, all-district and all-conference teams all four years ... Tagged as Under Armour All-American junior and senior year, EA All-American junior year, NFCA All-American junior year and ESPN Rise All-American senior year ... Named Colorado's Gatorade Player of the Year and Sportswoman of the Year her junior and senior seasons ... Set school records in strikeouts, ERA, home runs, wins and most state titles (3) ... Carried a .06 ERA through her senior year in 122 innings pitched with 220 strikeouts while batting .593 with eight home runs and 36 RBI ... With club team (STYXX) was named USSSA player of the year in 2006, 2008 Triple Crown World Series MVP and an ASA All-Star five consecutive years ... Also earned two letters in basketball ... Chose Arizona over Texas A&M, California, Michigan and Tennessee because "it's been my dream school since I was a little girl and I get to learn from the best coaches in the country"

Personal: Born Shelby Jean Babcock on Feb. 26, 1992 to Jerry and Nancy Babcock ... Has one brother, Bryce, who is 24 ... In her free time, enjoys watching movies ... Intended major is education.



Career Stats:

Year	ERA	W	L	App	GS	CG	SHO	CBO	SV	IP	H	R	ER	BB	SO	2B	3B	HR	BF	B/Avg	WP	HBP	BK	SFA	SHA
2011	3.98	17	8	38	26	13	3	3	0	170.2	179	108	97	129	117	24	2	18	830	.269	17	14	0	3	19
TOTAL	3.98	17	8	38	26	13	3	3	0	170.2	179	108	97	129	117	24	2	18	830	.269	17	14	0	3	19

Career Honors:

2011

Pac-10 All-Freshman

Career Single-Game Highs:

Innings pitched: 7.0, 7 times

Walks allowed: 9, Oregon, Apr 29, 2011

Strikeouts: 8, Idaho State, Mar 05, 2011

Batters faced: 39, Arizona State, Apr 22, 2011

Field chances: 3, at Oregon State, Apr 09, 2011 ; vs Utah, Feb 11, 2011 ; Oklahoma, May 27, 2011

Putouts: 2, at Oregon State, Apr 09, 2011 ; Utah State, Mar 04, 2011

Assists: 3, vs Utah, Feb 11, 2011 ; Oklahoma, May 27, 2011

Runners CS: 1, 5 times

Nicole Bryan – #00

5-6, RS Senior, 1L

Outfield

Bats – L, Throws – R

Birthdate: 4/19/89

Hometown: Tucson, Ariz.



General: A slapper with abundant speed ... A very good offensive weapon ... Should be a part of a right-field platoon.

2011: Appeared in 30 games, including 11 starts as the team's designated player ... Batting average spent most of the season hovering around .300 until dipping to .242 where it finished the season ... Went 2-for-3 in her first career start vs. Michigan (3/18) ... Had four RBI for the season, including two against Washington (4/16) ... Hit .500 (8-for-16) on balls put in play ... Tripled against Arizona State (4/22) for one of Arizona's nine season three-baggers ... Tucson Regional: Appeared as a pinch runner vs. Texas Tech ... Tucson Super Regional: Registered an at-bat as a pinch hitter (3/28).

2010: Played in 14 games before redshirting the season ... Scored seven runs in her role as a pinch runner and appeared as the designated player against Western Michigan where she logged her first, and only, career at-bat.

Junior College: Central Arizona College, Casa Grande, Ariz., 2007-09 ... NFCA NJCAA All-American as a sophomore ... All-Region and Conference Honors both years at Central ... Had 100 stolen bases in her career, along with an on-base percentage of .488 and a slugging percentage of .541 ... Played a career 115 games as a Vaquero and was nominated her sophomore year for All-America honors ... Finished her freshman year second in the NJCAA with 67 stolen bases.

High School: Mountain View High School, Tucson, Ariz., 2007 ... Played three years of varsity softball under Frank Drake ... Was team captain her senior year at Mountain View ... 5A All-State selection as a senior ... Made the Southern Region I, and was Mountain View's Female Athlete of the Year in 2007 ... All-Conference and All-City selection in both junior and senior campaigns ... Holds nine high school records for most runs, hits, singles, triples, total bases, batting average, on-base percentage, stolen bases and slugging percentage ... Holds the distinction of being the only Mountain View player to ever hit for the cycle in either softball or baseball, (4-for-4 with 5 RBI) ... Played three years of travel ball; two for the Hotshots and one of the Arizona Desert Thunder ... Maintained over a .500 batting average for three years at gold level, including batting over .750 to help the Thunder qualify for nationals ... Went to gold nationals with both gold teams.

Personal: Academic major is nutritional science and pharmacy ... Daughter of Darren and Brenda Bryan ... Father is a collision technician ... Mother is an accounting manager ... Has one sister, Ashley ... Would like to become a pharmacist ... Lists wakeboarding and snowboarding as her hobbies ... Decided to attend UA because "it's been a childhood dream" ... Born Nicole Michelle Bryan on April 19, 1989.

Career Stats:

Year	Avg	GP	GS	AB	R	H	2B	3B	HR	RBI	TB	SLG%	BB	HBP	SO	GDP	OB%	SF	SH	SB	ATTPO	A	E	FLD%
2010	.000	14	0	1	7	0	0	0	0	0	0	.000	0	0	1	0	.000	0	0	0	0	0	0	.000
2011	.242	30	11	33	5	8	0	1	0	4	10	.303	4	0	17	0	.324	0	0	0	1	0	0	.000
TOTAL	.235	44	11	34	12	8	0	1	0	4	10	.294	4	0	18	0	.316	0	0	0	1	0	0	.000

Career Honors:

N/A

Career Single-Game Highs:

Hits: 2, Washington, Apr 17, 2011 ; Arizona State, Apr 22, 2011 ; vs Michigan, Mar 18, 2011

Triples: 1, Arizona State, Apr 22, 2011

Total bases: 4, Arizona State, Apr 22, 2011

RBI: 2, Washington, Apr 16, 2011

Runs scored: 1, 12 times

Walks: 1, 4 times

Struck out: 2, 4 times

At bats: 4, Washington, Apr 17, 2011 ; Arizona State, Apr 22, 2011

Caught stealing: 1, Creighton, Mar 09, 2011

Karissa Buchanan – #15

5-5, Senior, 3L

Outfield

Bats – L, Throws – R

Birthdate: 1/5/90

Hometown: Tucson, Ariz.

General: Fast slapper and very consistent performer ... An on-base specialist who has helped bring production to the bottom of the order ... The team's fastest player ... Uses her speed to help make difficult plays defensively, turning her into quite an asset as a corner outfielder.

2011: Started all 61 games in right field ... Spent most of the season with a batting average better than .400 including its midseason peak at .425 before finishing the season at .398 ... Had a hit in 51 of Arizona's 61 games ... Ended the season on a team-long eight-game hitting streak ... Recorded the team's longest hitting streak of the season, a 12-game spread (3/12-3/27) ... Reached base in 56 of the 61 total games ... Was Arizona's most active player on the base-paths, swiping 12 steals in 14 tries ... Finished one point behind Brittany Lastrapes and Lauren Schutzler for highest batting average ... Reached base .467 percent of the time, third best on the team ... Nabbed 70 base hits, 65 of which were singles ... Doubled her previous career total in RBI, driving in 22 runs, a high number for a slapper ... Made four defensive assists from right field ... Tucson Regional: Hit safely and recorded an RBI in each of the three games including a 3-for-3 game with two RBI and two runs scored vs. Texas Tech ... Tucson Super Regional: Registered a hit in each game vs. Oklahoma.

2010: One of the most creative short-game players in all of softball ... Started 57 games in right field and appeared in two more as a sub ... Batted .436 in conference play, the second-best figure in the league ... Finished second on the team with a .405 batting average despite struggling through the first two months of the season ... Saw her batting average rise .142 points during conference play ... Had 14 of her 15 multi hit games after the start of conference play ... 51 of her 53 hits were singles (two doubles) ... Went 2-for-2 with two RBI and a run scored against Oregon State on April 23 ... The slap-hitter was a part of the offensive lineup for 53 games, all in the nine hole ... Went from one of Arizona's easiest outs to one of the biggest pains in the side of opponents ... More than doubled her hits from a year ago while reducing her strike outs in 37 more at bats ... Stole four bases in five attempts ... Closed the season 21 for her last 40 at bats ... Tucson Regional: Hit safely in all three games while scoring two runs for the Cats ... Went 3-for-4 in the first game vs. Hofstra ... In the final game of the regional vs. Hofstra, started what would be a six-run, game winning, rally in the 12th inning with a lead-off single ... Tucson Super Regional: Was held hitless for two consecutive games for the first time since ASU on April 1 and 2 ... WCWS: Was named to All-WCWS Team after hitting safely in all seven games ... Went 12-for-21 (.571) at the dish in the series against some of the best pitchers in the game ... Hit a two-run double in Arizona's second game vs. Tennessee where she also scored a run while going 3-for-3 ... Scored five total runs in the series ... Will carry her seven game hit-streak into next season.

2009: Started 38 games in right field ... Was an honorable mention Pac-10 All Freshman team selection ... The speedy slapper provided some getup along the base paths, leading the team with eight stolen bases ... Scored two runs on three occasions, including during a postseason game against Louisville ... Scattered two hits in four games ... Drew nine walks from the nine-hole spot in the lineup which, more often than not, led to a run ... Louisville, Ky. Regional: Had one hit against Louisville, but scored two runs ... Was hit by a pitch against Purdue in the Regional championship game ... Palo Alto, Calif. Super Regional: Tallied a hit and run in the first elimination game, then hit safely in deciding game three ... WCWS: Held hitless in two games.

High School: Sabino High School, Tucson, Ariz., 2008 ... Played four years of varsity softball under Galen Paton ... 2006 second team NFCA All-American ... First team all-state sophomore through senior years, second team in her freshman campaign ... First team all-city and 4A Southern Arizona region first team for four consecutive high school years ... 4A state champions in her freshman season of 2005 ... Played seven years of travel ball with Desert Thuder, where she was named DT's player of the year in 2005 and placed third in the 2008 ASA Gold 18-under championship ... Also played a year for the Hotshots Gold ... Four-year member of the honor roll.



Player Bios

Arizona Softball

Personal: Academic major is nursing ... Daughter of Michael and Kimberli Buchanan ... Father is a PV Healthcare Computer Programmer ... Mother is a registered nurse ... Has two brothers, Jordan and Colton...Lists hanging out with family and friends as her hobbies ... Decided to attend UA because she "wants to graduate with a college degree and have a memorable four years of superb education, close friendship, teamwork, and hopefully experience a national championship"... Born Karissa Lynne Buchanan on Jan. 5, 1990.

Career Stats:

Year	Avg	GP	GS	AB	R	H	2B	3B	HR	RBI	TB	SLG%	BB	HBP	SO	GDP	OB%	SF	SH	SB	ATTPO	A	E	FLD%	
2009	.266	54	38	94	20	25	2	0	0	6	27	.287	9	3	21	0	.349	0	3	8	12	30	1	2	.939
2010	.405	59	57	131	31	53	2	0	0	6	55	.420	13	0	18	0	.458	0	5	4	5	23	2	1	.960
2011	.398	61	61	176	35	70	4	1	0	22	76	.432	20	3	25	0	.467	0	1	12	14	36	4	2	.952
TOTAL	.368	172	154	401	86	148	8	1	0	34	158	.394	42	6	64	0	.437	0	9	24	31	89	7	5	.950

Career Honors:

2010

All-WCWS

2009

Pac-10 All-Freshman (Honorable Mention)

Career Single-Game Highs:

Hits: 3, 6 times

Doubles: 1, 8 times

Triples: 1, Oregon, Apr 30, 2011

Total bases: 6, Oregon, Apr 30, 2011

RBI: 2, 8 times

Runs scored: 2, 15 times

Walks: 2, vs Brigham Young, Feb 26, 2010 ; at Oregon State, Apr 09, 2011

Hit by pitch: 1, 6 times

Struck out: 3, UCLA, May 14, 2010

Sac bunts: 1, 9 times

At bats: 5, at Oregon, May 08, 2010 ; Hofstra, May 23, 2010 ; California, May 12, 2011

Stolen bases: 2, Oregon, Apr 29, 2011

Caught stealing: 1, 7 times

Field chances: 5, vs Notre Dame, Mar 14, 2009

Putouts: 5, vs Notre Dame, Mar 14, 2009

Assists: 1, 7 times

Sam Davis – #88

5-10, Freshman, HS

Third Base

Bats – L, Throws – R

Birthdate: 6/19/1993

Hometown: Scottsdale, Ariz.

General: An under-the-radar recruit who can play outfield or third base ... Very quick and athletic.

High School: A four-time letterwinner at Chaparral High School under Coach Lindsey Pelsnick ... An all-state selection as a senior ... Voted all-region her sophomore, junior and senior seasons ... Named all-conference and all-city as a junior and a senior ... Awarded team MVP as a senior ... Posted a .522 batting average with 28 stolen bases, 45 runs, 16 RBI, .580 on-base percentage and a .600 slugging percentage as a senior ... Team advanced to the semi-finals in the state playoffs as a senior ... Chose Arizona over Pacific and Texas Tech because, "it has been my dream to play at U of A; it feels like home away from home."

Personal: Born Samantha Lee Davis on June 19, 1993 to Patrick and Catherine Davis ... Has two brothers, Hunter (16) and Carson (15) ... Mother graduated from Arizona State ... Father played hockey at Brown ... In her free time, enjoys baking and arts and crafts ... Majoring in psychology and hopes to become an ER Physician.



Brigette Del Ponte – #4

5-3, Junior, 2L
 Infield
 Bats – R, Throws – R
 Birthdate: 2/6/1991
 Hometown: Peoria, Ariz.



General: An extra-base hit waiting to happen ... An RBI machine ... Has more career extra-base hits (67) than singles (52) ... A very aggressive defender at the hot corner where she is very solid with the glove ... Already sits just outside the top 15 in Arizona history with 37 home runs in just two years.

2011: A second-team NFCA All-American selectee ... Started all 61 games at third base ... Set the single season record for doubles in a season Invited to the USA Softball National Team Selection Camp ... Named to the NFCA All-West Region first team ... Cited as first-team All-Pac-10 ... Named Pac-10 Player of the Week (3/21-3/27) when she batted .600 without stopping at first: her six hits were comprised of four doubles and two home runs, she notched 10 RBI and scored five runs in a three-game series vs. Cal State Northridge ... Contains a good balance of average and power with a batting average of .335 and a slugging percentage of .735 ... Compiled 20 multi-hit games, in all of which she notched two hits ... Hit 17 home runs, second most in the Pac-10 behind teammate Stacie Chambers ... Ranked fourth in the Pac-10 in slugging percentage (.735) and RBI (59) ... Led the team in total bases with 136, a figure which was third best in the conference ... Her 17 home runs tie for 20th most homers in a season in Arizona history ... Had 18 games with multiple RBI, including a five-RBI outing (Cal State Northridge, 3/26) ... Ended the season on an 11-game reached-base streak, the longest active streak of any returner ... Reached base in 30 of the final 33 games, 20 of which she reached base at least twice ... Possessed a five-game double streak (3/25-4/2) in which she hit eight doubles to go along with two home runs ... Hit more doubles (23) than singles (22) on the season with nearly as many home runs (17) ... Tucson Regional: Had a hit in each game, including two hits in the first two ... Went 2-for-4 with three runs scored in the regional opener (Harvard, 5/20) ... Had another 2-for-4 performance against New Mexico State without stopping at first base, with a double and home run, driving in two runs while scoring two more ... Tucson Super Regional: Drew two walks in game one ... Went 1-for-4 in game two.

2010: Second team All-Pac-10 as well as conference All-Freshman team selection ... Set an Arizona freshman record for home runs (21) and RBI (80) ... An NFCA All-Pacific Region second team choice ... Played in 64 games, 60 as the starting third baseman ... Was named Pac-10 Player of the Week March 1-7 when she homered in each of the four games while recording 13 total RBI ... Doubled eight times, including a season-high twice vs. BYU on May 28 ... Ranks 10th in Arizona history in both home runs and RBI in a season ... Clocked seven home runs in Pac-10 games which tied for the best in the conference ... Played admirably in the hot-corner highlighted by athletic plays and a very strong arm in an unnatural position for the high school catcher/short stop ... Finished season third on the team with a .710 slugging percentage ... Led the team with 80 RBI ... Set a season best for home runs and RBI in a game with two and seven, respectively, April 30 at California; the seven ribbie effort was one of her team-leading three 5+ RBI games ... Tallied 21 multi-RBI games, second most on the squad ... Hit in nine consecutive games early in the season, and finished the year with a three game hitting streak ... Spent all but seven starts in the five hole in the lineup ... Tied for the team lead in home runs despite hitting only two in the last 20 games of the season ... Tucson Regional: Recorded an RBI in all three games despite tallying only one hit in the series ... Hit a two-run home run against Cornell, her only hit of the series ... Got a free pass that drove home a run in third inning of the second game of the regional for Arizona vs. Hofstra ... Drove in the first run of the second game vs. Hofstra, a sac fly which plated Lauren Schutzler ... Tucson Super Regional: Went 3-for-5 at the plate and scored three runs ... Batted in a run in each game, stretching her RBI streak to five games ... Doubled twice, one of which scored a run in the first game vs. BYU ... Walked twice before singling home a run in the decisive game two victory against the Cougars ... WCWS: Had 3 RBI on five hits in the series ... Did not record an error in 21 chances in the field ... Crossed the plate on June 8 vs. UCLA.

High School: Sunrise Mountain High School, Peoria, Ariz., 2009 ... Played four years of varsity softball under Nick Rizer ... Was an Under Armour All-American as a senior ... Also named to the All-State first team in her junior and senior campaigns, and was placed on the second team in her freshman season ... Has three first team All-Conference, All-City and All-Region commendations, along with four All-District marks ... Led her team to three 5A-2 state championships and was the team captain and MVP in her junior and senior seasons ... Played two years of travel ball for the Hotshots Gold, coached by Blaize Gatti, and the Killerbees ... The Killerbees placed second at the 2006 ASA Nationals while the Hotshots finished third in 2008 and 13th in 2009 ... Was the captain of the 2009 Hotshots squad ... Received the Arizona academic scholar award ... Also played one year of varsity soccer in 2008.

Personal: Academic major is nursing ... Daughter of Michael and Elena Del Ponte ... Father is a technician ... Mother is a registered nurse ... Has two older brothers, Michael and Chris, and a younger sister, Natalie ... Lists reading, sand volleyball, traveling and hanging out with friends as her hobbies ... Decided to attend UA because of its proximity to her home, and because of the good team and coaches ... Born Brigette Deann Del Ponte on February 6, 1991.

Career Stats:

Year	Avg	GP	GS	AB	R	H	2B	3B	HR	RBI	TB	SLG%	BB	HBP	SO	GDP	OB%	SF	SH	SB	ATTPO	A	E	FLD%	
2010	.322	64	60	183	46	59	8	0	21	80	130	.710	27	4	48	0	.417	2	3	3	5	60	103	11	.937
2011	.335	61	61	185	53	62	23	0	17	59	136	.735	26	5	38	2	.427	2	2	3	6	76	128	9	.958
TOTAL	.329	125	121	368	99	121	31	0	38	139	266	.723	53	9	86	2	.422	4	5	6	11	136	231	20	.948

Career Honors:

2011

NFCA All-American (Second Team)
 USA Softball National Team Selection Camp Invitee
 NFCA All-West Region (First Team)
 All-Pac-10 (First Team)
 Pac-10 Player of the Week (3/21-3/27)

2010

All-Pac-10 (Second Team)
 Pac-10 All-Freshman
 NFCA All-West Region (Second Team)
 Pac-10 Player of the Week (3/1-3/7)

Career Single-Game Highs:

Hits: 3, UTEP, Apr 07, 2010 ; St. Johns, Mar 07, 2010
 Doubles: 2, 5 times
 Home runs: 2, at California, Apr 30, 2010 ; Washington, Apr 16, 2011
 Total bases: 8, at California, Apr 30, 2010 ; Washington, Apr 16, 2011
 RBI: 7, at California, Apr 30, 2010
 Runs scored: 3, Washington, Apr 16, 2011 ; Harvard, May 20, 2011 ; at New Mexico State, May 21, 2011
 Walks: 2, 7 times
 Hit by pitch: 1, 9 times
 Struck out: 3, vs Georgia, Feb 26, 2011 ; California, May 12, 2011
 Sac flies: 1, Hofstra, May 23, 2010 ; vs LSU, Feb 25, 2011 ; at New Mexico State, Mar 15, 2011
 Sac bunts: 1, 5 times
 At bats: 5, 6 times
 Stolen bases: 1, 6 times
 Caught stealing: 1, 5 times
 Field chances: 10, Hofstra, May 23, 2010
 Putouts: 4, Hofstra, May 23, 2010 ; at Oregon State, Apr 09, 2011 ; vs San Jose State, Mar 19, 2011
 Assists: 7, vs San Diego State, Feb 27, 2011

Kenzie Fowler – #19

5-11, Junior, 2L
 Pitcher
 Bats – R, Throws – R
 Birthdate: 3/20/91
 Hometown: Tucson, Ariz.



General: The team’s ace and one of the nation’s best pitchers ... A power pitcher who dominates hitters with a combination of speed and great stuff ... A two time All-American ... A streaky pitcher who can be unhittable at times ... Battled through injuries in each of her first two years with the program.

2011: An NFCA All-American for the second consecutive year, a second-team selection ... Cited as a Pac-10 All-Academic performer (honorable mention) ... Named to the NFCA All-West Region first team ... An all-conference honoree for the second time in as many years, a second-team choice ... One of 25 players named USA Softball Player of the Year Finalists ... Chosen as USA Softball Player of the Week and Pac-10 Pitcher of the Week (3/28-4/3) when she shutout Stanford in 15.1 innings pitched, allowing just four total hits while striking out 17 Cardinal batters ... Earned preseason accolades ESPN Preseason All-America (first team) and USA Softball Player of the Year Watchlist (50 players) ... Was hit in the head by a foul line drive while sitting in the dugout (Washington, 4/17), concussing the star and sidelining her for over two weeks ... Had a standout year despite her statistics being deflated due to the missed time because of injury ... Struck out over a batter-per-inning, 243 strikeouts in 213.1 innings pitched ... Had a 1.84 ERA, fourth best in the conference ... Held batters to a .205 batting average, ninth best in the Pac-10 ... Her 213.1 innings pitched were fifth most in the league ... Was fourth in the conference with 243 strikeouts ... Won 26 games, the third most in the Pac-10 ... Greatly increased her strikeout totals toward the end of the season; four of her seven total 10+ strike-out games came in the last month of the season ... If you remove a stretch of six games (3/11-3/18) in which she struggled due in part to a windup change, her season ERA shrinks to 1.27 ... Did not give up an earned run in eight appearances (3/19-4/3), totaling

31.1 innings pitched while striking out 34 and allowing only 11 hits ... Ranks ninth on the Wildcats' all-time victories list with a career record of 64-18 ... Through just two years, is already seventh on the school career strikeout list with 614 Ks ... Registered saves on 3/5 vs. Idaho State and 5/7 at UCLA ... Pitched four innings of a combined no-hitter tossed along with Shelby Babcock (Cal State Northridge, 3/25) ... In the first game back following the injury, slung a gem in Arizona's 5-1 win at UCLA (5/6) in which she went the distance, allowing one run on three hits while striking out 11 ... Pitched all 10 games of Arizona's extra-inning victory against California while allowing just one run (5/12) ... Tucson Regional: Pitched every inning of the regional for the Cats while picking up the three wins in dominant fashion ... Claimed a season high 15 strikeouts against New Mexico State (5/21) ... Did not allow a run through the first 16.1 innings of the regional before giving up two in the final 2.2 to Texas Tech ... Tucson Super Regional: Pitched all but three innings vs. Oklahoma, allowing 10 runs on 13 hits while taking both losses ... Struck out 10 Sooners in 10 innings pitched.

2010: Arizona's ace earned a reputation as one the most feared pitchers in the country as a freshman ... Cited as a first team NFCA All-American, the first Wildcat freshman to be a first team All-America selection since Caitlin Lowe in 2004 ... One of 10 finalists for USA Player of the Year ... One of two conference freshman named first team All-Pac-10 ... Selected to first team NFCA All-Pacific Region ... Started 47 games, posting a 38-9 record with a 1.53 ERA in 52 appearances ... Honored as NFCA Player of the Week as well as Pac-10 Pitcher of the Week, March 8-15 while not allowing a run over the four game Wildcat Invitational, which included a 17 strikeout, one-hit outing vs. Creighton ... Garnered USA Softball Player of the Week and Pac-10 Pitcher of the Week April 15-22 in Arizona's sweep of Stanford, where she allowed only 11 hits and struck out 19 ... Had a season high 18 strike outs in her second collegiate game vs. Northwestern ... Tossed four no-hitters, including a perfect game, and threw six one-hitters ... Against Oregon State on April 24, tossed a five-inning perfect game, the eighth in UA history and first Taryne Mowatt's on March 18, 2006 ... Held opponents to a .174 batting average during the conference slate, only bested by USA Softball Player of the Year Danielle Lawrie of Washington ... Also finished second to Lawrie in innings pitched (95.2), strike outs (106) and wins (12) ... Recorded one save in an 11-3 victory for Arizona against Louisville on March 18 in which Fowler tossed three innings in relief ... Her 38 wins rank fourth on Arizona's all-time list and were third best in the country this year ... Struck out 371 batters, seventh best in a season in Arizona history ... With just one season in the books, already finds herself on the all-time list for strikeouts in a career in seventh place ... Pitched 284.1 innings, sixth most in Arizona history ... Got it done in the batters box as well in 11 games recording an at bat ... Finished the season with a .364 batting average, homering twice and driving in six runs in 22 at bats ... Blasted a grand slam April 3 vs. ASU ... Tucson Regional: Struck out 26 batters over three games in which she went 2-0 ... Picked up the win in the first two games without allowing a run and scattering six hits over 11 total innings pitched ... Pitched a season-high 204 pitches in the third game over 11.1 innings before being lifted in favor of Sarah Akamine who recorded the win ... Gave up five earned runs 22.1 total innings pitched over the weekend, all while fighting off swelling in her pitching hand ... Tucson Super Regional: Picked up the win in the first outing vs. BYU in a 2-1 decision which she struck out 10 ... Was hit on her throwing arm by a line drive that chased her from the game before recording an out in the second game ... WCWS: Named to All-WCWS Team for a gutsy performance that included 36.2 innings pitched over six days ... Had two 10+ strikeout outings (13 vs. Hawaii on June 5 and 12 vs. UCLA and June 7) ... Pitched all but nine innings in the series for Arizona.

High School: Undoubtedly one of the most heralded recruits in Arizona history ... Canyon Del Oro High School, Oro Valley, Ariz., 2009 ... Played four years of varsity softball under Amy Swiderski ... Was the 2008 and 2009 Gatorade National Player of the Year, and the 2007-09 Gatorade Arizona Player of the Year ... Is a four-time NFCA and EA Sports first team All-American, a 2008 Under Armour All-American and made the 2006-09 Arizona Republic All-State first team ... Also named the 2009 NHSCA National Player of the Year ... Was an NFCA Academic All-American in 2009 ... Led the Dorados to three 4A State Championships, and one runner-up ... Four-time Arizona Daily Star, three-time Tucson Citizen, and 2009 Arizona Republic Player of the Year ... Was a member of the 2006 USA Junior National Team, and won a gold medal at the National Pan American World Qualifier in Puerto Rico ... Among the 13 pitching records held at CDO, few are more impressive than her 0.048 ERA in her senior season, her 1,449 career strikeouts in 685 innings and her 14 no-hitters in a season ... Is also an accomplished hitter, holding three CDO records for career hits (163), home runs in a game (2), and RBI in a single season (45) ... Played eight years of travel ball for the Arizona Desert Thunder under her father, Lance Fowler ... Placed in the top 25 for 18 gold in 2007-09 ... Also played volleyball in her freshman year, and was named offensive player of the year.

Personal: Academic major is undecided ... Daughter of Lance and Kelly Fowler; both UA graduates ... Father is an engineering manager ... Mother is a high school coach and a public relations coordinator ... Has one sister, Mattie ... Eight of her family members have graduated from Arizona ... Six relatives participated in college athletics, most in basketball ... Lists making movies, swimming, playing ping pong and Nintendo Wii as her hobbies ... Decided to attend UA because "I wanted to play for the best coaching staff in the nation and for my hometown" ... Born Kenzie Anne Fowler on March 20, 1991.

Career Stats:

Year	ERA	W	L	App	GS	CG	SHO	CBO	SV	IP	H	R	ER	BB	SO	2B	3B	HR	BF	B/Avg	WP	HBP	BK	SFA	SHA
2010	1.53	38	9	52	47	34	15	3	1	284.1	164	81	62	148	371	23	1	21	1185	.165	9	21	15	3	18
2011	1.87	26	9	45	34	23	8	3	2	213.1	161	74	57	100	243	14	2	12	921	.205	6	20	5	3	13
TOTAL	1.67	64	18	97	81	57	23	6	3	497.2	325	155	119	248	614	37	3	33	2106	.183	15	41	20	6	31

Year	Avg	GP	GS	AB	R	H	2B	3B	HR	RBI	TB	SLG%	BB	HBP	SO	GDP	OB%	SF	SH	SB	ATTPO	A	E	FLD%	
2010	.364	11	10	22	3	8	1	0	2	6	15	.682	4	0	5	0	.462	0	1	0	0	4	32	0	1.000
2011	.000	0	0	0	0	0	0	0	0	0	0	.000	0	0	0	0	.000	0	0	0	0	5	22	1	.964
TOTAL	.364	11	10	22	3	8	1	0	2	6	15	.682	4	0	5	0	.462	0	1	0	0	9	54	1	.984

Career Honors:2011

NFCA All-American (Second Team)
 Pac-10 All-Academic (Honorable Mention)
 NFCA All-West Region (First Team)
 All-Pac-10 (Second Team)
 USA Softball Player of the Year Finalist (25 Players)
 USA Softball Player of the Week (3/28-4/3)
 Pac-10 Pitcher of the Week (3/28-4/3)
 USA Softball Player of the Year Watchlist (50 Players)
 ESPN Preseason All-American

2010

NFCA All-American (First Team)
 All-WCWS
 All-Pac-10 (First Team)
 Pac-10 All-Freshman
 NFCA All-West Region (First Team)
 NFCA Player of the Week (3/8-3/15)
 Pac-10 Pitcher of the Week (3/8-3/15)
 USA Softball Player of the Week (4/15-4/22)
 Pac-10 Pitcher of the Week (4/15-4/22)
 USA Softball Player of the Year Finalist (10 Players)
 USA Softball Player of the Year Finalist (25 Players)

Career Single-Game Highs:Pitching

Innings pitched: 11.1, Hofstra, May 23, 2010
 Walks allowed: 9, at Arizona State, Apr 01, 2010 ; Hofstra, May 23, 2010
 Strikeouts: 18, vs Northwestern, Feb 13, 2010
 Batters faced: 57, Hofstra, May 23, 2010
 Field chances: 3, at Arizona State, Apr 01, 2010 ; vs Cal State Fullerton, Feb 14, 2010
 Putouts: 2, at Arizona State, Apr 01, 2010 ; at Stanford, Apr 01, 2011
 Assists: 3, vs Cal State Fullerton, Feb 14, 2010
 Runners CS: 2, vs Michigan, Mar 18, 2010 ; vs Indiana, Feb 10, 2011 ; vs DePaul, Mar 19, 2011

Hitting

Hits: 3, at New Mexico, Mar 28, 2010
 Doubles: 1, at New Mexico, Mar 28, 2010
 Home runs: 1, at Arizona State, Apr 03, 2010 ; at New Mexico, Mar 28, 2010
 Total bases: 7, at New Mexico, Mar 28, 2010
 RBI: 4, at Arizona State, Apr 03, 2010
 Runs scored: 1, at Arizona State, Apr 03, 2010 ; vs Purdue, Feb 12, 2010 ; at New Mexico, Mar 28, 2010
 Walks: 2, Stanford, Apr 18, 2010
 Struck out: 1, 5 times
 Sac bunts: 1, vs Virginia, Mar 21, 2010
 At bats: 4, at Arizona State, Apr 03, 2010 ; at New Mexico, Mar 28, 2010

Chelsea Goodacre – #77

5-4, Freshman, HS
 Catcher
 Bats – L, Throws – R
 Birthdate: 9/26/1993
 Hometown: Temecula, Calif.

General: A left-handed hitter with a lot of pop ... Carries a strong passion for the game and is a very hard worker ... should step in and be UA's starting catcher from day one.

High School: A member of the 2010-11 USA Jr. National Team ... Earned four letters at Temecula Valley High School in Temecula, Calif., under Coach Bud Kane ... An all-state selection as a senior, first-team all-California ... First-team all-conference choice her sophomore and senior seasons, second-team her freshman and junior years ... Riverside County All Star Team member as a senior ... Cited as all-area honorable mention as a sophomore ... Team captain and MVP as a senior ... Led the team in RBI her freshman, sophomore and senior seasons ... Was named defensive MVP as a freshman and offensive MVP as a sophomore to go along with her team MVP award as a senior ... A scholar athlete all four years ... Her senior year, batted .413 with 9 home runs, 33 RBI, .494 OBP and .867 slugging percentage ...



CIF Division II state runner-up as a junior ... Team carried the highest GPA in Riverside County ... Chose Arizona over Fresno State and Stanford because, "of the tradition of the school, its tremendous academics and playing for Coach Candrea has always been a dream of mine. Arizona softball has a long history of making champions and winning championships and I have always wanted to be a part of that tradition."

Personal: Born Chelsea Kathleen Goodacre on Sept. 26, 1993 to Mark and Renee Goodacre ... Has one brother, Justin Del Mar (26) ... Father is the owner of American Freightways where mother is an accountant ... In her free time, enjoys hanging out with family and friends and practicing ... Major is undecided.

Baillie Kirker – #2

5-6, Junior, 2L
 First Base
 Bats – R, Throws – R
 Birthdate: 6/8/91
 Hometown: La Crescenta, Calif.



General: A batter with power who has struggled to hit for average in her first two seasons ... Has shown outbursts of potential and a new season could lead to the manifestation of such ... Very solid defensively.

2011: Started 35 games, 33 at first base and two as the designated player ... Hit four home runs on the season ... Notched 18 RBI on 17 hits ... Batted .185 for the season ... Notched her biggest hit of the season, and possibly her career, with a game-tying RBI with two outs in the bottom of the seventh to extend the game in Arizona's 10-inning win vs. California (5/12) ... Hit a grand slam vs. Cal State Northridge (3/27) ... Clubbed a three-run home run vs. Texas A&M Corpus Christi (2/20) ... Notched three doubles on the season ... Possesses a solid glove at first base, compiling an impressive .984 fielding percentage ... Went 5-for-7 with a double, a grand slam and six RBI in a three-game stretch (3/25-4/1) ... Had four multi-RBI games ... Saw time in the circle during Kenzie Fowler's absence due to injury ... Was the most successful of the three position players that pitched (along with Victoria Kemp and Brittany Lastrapes) ... Did not allow a run in her first three innings pitched while allowing just three hits ... Tucson Regional: Hit a walk-off, two-run home run to run-rule Texas Tech and send Arizona to the Super Regional ... Drew three walks ... Tucson Super Regional: Started game one at first base where she tallied nine putouts.

2010: A Pac-10 All-Freshman honorable mention selection ... Struggled at the end of the season after a hot start ... Started 59 games at first base ... Very reliable at first base, fielding .991 in 325 chances ... Hit seven home runs in her first 19 games ... Was hit by six pitches, second most on team ... Drove in all five runs in a 5-0 victory over Missouri on February 21 with two home runs ... Also went yard twice March 7 against St. Johns when she tallied three RBI, going 2-for-2 at the plate ... Tucson Regional: Hit safely vs. Cornell ... Had a season-high tying 11 putouts in the second matchup with Hofstra ... Tucson Super Regional: Had an RBI single in the second game of the series ... WCWS: Was hitless in six starts but did not record in error in 19 chances at first base.

High School: Crescenta Valley High School, La Crescenta, Calif., 2009 ... Played four years of varsity softball under Dan Berry ... Was a 2009 first team All-American and National Player of the Year finalist ... 2008 CIF Player of the Year, and 2006, 2008 and 2009 first team All-CIF selection ... Set the California home run record for freshman with 16 in her rookie campaign ... Became the California career HR record-holder with 53 bombs, breaking teammate Lini Korias record in the process ... Is also the CIF all-time RBI leader with 191 ... Was the captain of her team as a senior ... Played travel ball with American Pastime KSA 16U for six years under her father Randy, then played for the Worth Firecrackers 18U for two years under Tony Rico ... Took home third place at the 18 gold nationals in 2009.

Personal: Academic major is education ... Daughter of Randy and Sandy Kirker ... Father is a batting instructor ... Mother is an office manager ... Her hero and biggest fan is her great grandma, Mae ... Would like to become a special education teacher because it is a life changing experience and she wants to help people ... Lists hanging out with friends, shopping and going to the beach as her hobbies ... Decided to attend UA because "it's been a dream of mine to play for this school since I was 10 years old" ... Born Baillie Marie Kirker on June 8, 1991 in Glendale, Calif.

Career Stats:

Year	Avg	GP	GS	AB	R	H	2B	3B	HR	RBI	TB	SLG%	BB	HBP	SO	GDP	OB%	SF	SH	SB	ATTPO	A	E	FLD%	
2010	.172	59	59	145	23	25	3	0	7	27	49	.338	26	6	50	1	.320	1	2	0	0	312	13	3	.991
2011	.185	39	35	92	9	17	3	0	4	18	32	.348	11	0	24	1	.272	0	4	1	2	178	3	3	.984
TOTAL	.177	98	94	237	32	42	6	0	11	45	81	.342	37	6	74	2	.302	1	6	1	2	490	16	6	.988

Year	ERA	W	L	App	GS	CG	SHO	CBO	SV	IP	H	R	ER	BB	SO	2B	3B	HR	BF	B/Avg	WP	HBP	BK	SFA	SHA
2011	7.00	0	0	3	0	0	0	0	0	4.0	7	4	4	1	0	1	0	2	20	.368	1	0	0	0	0
TOTAL	7.00	0	0	3	0	0	0	0	0	4.0	7	4	4	1	0	1	0	2	20	.368	1	0	0	0	0

Career Honors:2010

Pac-10 All-Freshman (Honorable Mention)

Career Single-Game Highs:Hitting

Hits: 2, 6 times

Doubles: 1, 4 times

Home runs: 2, Missouri, Feb 21, 2010 ; St. Johns, Mar 07, 2010

Total bases: 8, Missouri, Feb 21, 2010 ; St. Johns, Mar 07, 2010

RBI: 5, Missouri, Feb 21, 2010

Runs scored: 2, 8 times

Walks: 3, Oregon State, Apr 23, 2010

Hit by pitch: 2, vs Oklahoma, Mar 19, 2010

Struck out: 3, at Washington, Apr 11, 2010 ; vs Michigan, Mar 18, 2010

Sac flies: 1, vs Western Michigan, Feb 12, 2010

Sac bunts: 2, at New Mexico State, May 21, 2011

At bats: 5, at Oregon, May 08, 2010

Stolen bases: 1, vs LSU, Feb 25, 2011

Caught stealing: 1, Oregon, Apr 30, 2011

Pitching

Innings pitched: 2.0, Arizona State, Apr 23, 2011

Walks allowed: 1, Arizona State, Apr 23, 2011

Batters faced: 9, Arizona State, Apr 23, 2011

Field chances: 15, Hofstra, May 23, 2010

Putouts: 13, California, May 12, 2011

Assists: 3, Hofstra, May 23, 2010

Lini Korja – #90

5-5, Senior, 3L

Catcher/First Base

Bats – R, Throws – R

Birthdate: 5/27/90

Hometown: Carson, Calif.

General: A power hitter who figures to leave Arizona as one of the program's top bombers ... Has nailed 45 home runs in three years, 12th best in school history ... A useful utility player who has spent most of her time as the designated player, but has also seen time behind the plate and at first base.

2011: Garnered her third consecutive honorable mention All-Pac-10 selection while starting all 61 games: 41 at first base, 19 at designated player and one at catcher ... Rocketed 16 home runs, tied for third on the team and fourth most in the conference ... Her 16 dingers gave her 45 in her career, 12th most in Arizona history ... Drew 39 walks, second most on the team and fifth highest in the Pac-10 ... Slugged .619, carried an on-base percentage of .438 and scored 46 runs, figures good for fourth on the squad ... Batted in 43 runs, third best on the team ... Was an integral part of the middle of the order, spent 48 games protecting the cleanup hitter in the five spot ... Struggled toward the end of the season, but got back on track to finish the season on a seven game hitting streak, her longest of the season ... Has great ability to clump RBI together, tallying six games with at least three RBI, including two five-RBI games (San Jose State, 3/19; Harvard 5/20) ... Homered twice in three games (Kennesaw State, 2/19; New Mexico State, 3/15; Cal State Northridge, 3/26) ... Had numerous statistically remarkable games including a career-best four hits, four RBI, two home runs and three runs scored (Kennesaw State, 2/19); 3-for-3, 3 RBI, two home runs and two runs scored (New Mexico State, 3/15); 2-for-3, five RBI, one home run, one walk and two runs scored (San Jose State, 3/19); 3-for-3, two home runs and three runs scored (Cal State Northridge, 3/26); 3-for-4, one home run, one double, two RBI and two runs scored (Arizona State, 4/22) and two monster performances in the postseason (see below) ... Tucson Regional: Recorded six hits, eight RBI, two doubles and two home runs in the three games ... Hit a walk-off-grand slam vs. Harvard to run rule the Crimson ... Also doubled home a run vs. Harvard ... The regional walk-off grand slam gave her two in her career, a 2010 walk-off slam gave Arizona the win over Hofstra in the 12th inning to send the Cats to super regionals ... Was a perfect 3-for-3 with three RBI, a home run, a double and two runs scored vs. Texas Tech ... Tucson Super Regional: Had a hit in each game and was responsible for Arizona's only runs of the round when she knocked a seventh-inning, two-run homer.

2010: Honorable mention All-Pac-10 performer in 57 games started; 48 as the DP, eight at catcher and one at first base ... The power hitting utility player crushed 17 home runs and 57 RBI despite missing nine games due to the death of her mother ... The 17 home runs ranked third on the team and tied for 19th in Arizona history for home runs in a season ... Fourth in the conference with a .717 slugging percentage in conference games ... Named Pac-10 Player of the Week, May 3-9 when she had three multi-hit



games against Oregon ... Hit two home runs and six RBI in the series, including a five ribby performance in the final game vs. the Ducks, one of two 5+ RBI games for the sophomore ... Batted .450 (9-for-20) with bases loaded, including five grand slams ... Had 15 multi-RBI games ... Was hit by seven pitches, more than any of her teammates ... Was sixth in the batting order in 50 of her 57 games, but saw time in the fifth, seventh and eighth slots as well ... Had eight doubles, including two May 7, vs. Oregon ... Tucson Regional: Logged only two hits in 11 at bats, but one which will be remembered for a long time; after Hofstra had taken the lead in the top of the 12th inning, Arizona rallied to tie, and after Hofstra showed Korcia no respect in intentionally walking two batters to get to her, Korcia nailed a walk-off grand slam to send Arizona to the super regionals ... Tucson Super Regional: Drove home the eventual game-winning RBI in the sixth inning in the first game ... Went 2-for-3 in the series and was walked three times, twice driving in a run ... WCWS: Hitless in her first three games, she battled back to hit safely in the final four and collect three RBI and a home run.

2009: Started 58 games as the designated player and two behind the plate ... Named to the Pac-10 All Freshman team, and was an honorable mention All-Pac-10 selection ... Hit Arizona's first home run of the record-breaking campaign against UTEP on Feb. 6 ... Finished the season with 12 home runs, among the top six for a newcomer in Arizona history ... Scattered three hits in three games, including a trio of safeties against UT Martin in the Regional round ... Showed her quick wheels when she hit one of UA's four triples on the season against Utah on Feb. 22 ... Louisville, Ky. Regional: Was perfect on the day (3-for-3) with an RBI and two doubles against UT Martin ... She also scored two runs on the day ... Batted .500 (2-for-4) against Louisville with an RBI ... Laid down a sac and hit safely against Purdue ... Palo Alto, Calif. Super Regional: Hit 2-for-4 with two RBI in game one, went 2-for-3 with a run scored in game two, then drew a walk and had a hit in deciding game three ... WCWS: Tallied one of Arizona's five hits against Alabama.

High School: San Pedro, Calif., High School, 2008 ... Played four years of varsity softball under Anthony Dobra ... Was the California HS career home run record holder with 45, a mark that was broken by Baillie Kirker ... 2007 and 2008 EA Sports All-American first team ... 2006, '07 and '08 Marine League player of the year ... Was named to four first teams in every year of high school: the L.A. City, all-Marine League, Daily Breeze all-area and the Los Angeles Times ... Led her team to three consecutive L.A. City championships in her sophomore through senior seasons ... Played with the USA Athletics, Orange County Batbusters and Worth Firecrackers travel teams, where she won four national championships including 2007 ASA Gold 18-under national championship with teammates Lauren Schutzler and Kristen Arriola.

Personal: Academic major is psychology ... Daughter of Tanielu and Charlene Korcia ... Father is a utility clerk ... Has one sister, Deborah ... Family tree includes many current and former athletes: Her uncle, Mosi Tatupu, played running back for USC, the New England Patriots and the Los Angeles Rams; cousin Lofa Tatupu is a linebacker for the Seattle Seahawks; cousin Leneah Manuma starred on the softball field at UA in the early decade; cousin Gina Leomiti is going into her senior season at Cal ... Lists hanging out with her family as her hobbies ... Decided on UA because of the education she will receive and "the softball program is one of the best, and to play for the best coach in softball" ... Born Perelini Charlene Korcia on May 27, 1990 in San Diego, Calif.

Career Stats:

Year	Avg	GP	GS	AB	R	H	2B	3B	HR	RBI	TB	SLG%	BB	HBP	SO	GDP	OB%	SF	SH	SB	ATTPO	A	E	FLD%	
2009	.352	62	60	179	40	63	13	1	12	49	114	.637	22	7	46	2	.442	0	4	1	1	13	0	0	1.000
2010	.281	57	57	153	37	43	8	0	17	57	102	.667	33	7	39	0	.428	1	1	0	0	51	4	1	.982
2011	.298	61	61	168	46	50	6	0	16	43	104	.619	39	3	36	0	.438	0	1	0	2	169	9	2	.989
TOTAL	.312	180	178	500	123	156	27	1	45	149	320	.640	94	17	121	2	.436	1	6	1	3	233	13	3	.988

Career Honors:

2011

All-Pac-10 (Honorable Mention)

2010

All-Pac-10 (Honorable Mention)

Pac-10 Player of the Week (5/3-5/9)

2009

All-Pac-10 (Honorable Mention)

Pac-10 All-Freshman

Career Single-Game Highs:

Hits: 4, Kennesaw State, Feb 19, 2011

Doubles: 2, at Oregon, May 07, 2010 ; vs UT Martin, May 15, 2009

Triples: 1, Utah, Feb 22, 2009

Home runs: 2, Kennesaw State, Feb 19, 2011 ; at New Mexico State, Mar 15, 2011 ; Cal State Northridge, Mar 26, 2011

Total bases: 10, Kennesaw State, Feb 19, 2011

RBI: 6, UTEP, Mar 04, 2009

Runs scored: 4, Oregon State, Apr 23, 2010

Walks: 3, 6 times

Hit by pitch: 2, at UCLA, Apr 04, 2009 ; Utah, Feb 21, 2009

Struck out: 4, at Arizona State, Apr 01, 2010

Sac flies: 1, vs Louisville, Mar 18, 2010

Player Bios

Arizona Softball

Sac bunts: 1, 6 times
At bats: 6, Hofstra, May 23, 2010
Stolen bases: 1, at South Florida, Feb 13, 2009
Caught stealing: 1, Portland State, Mar 04, 2011 ; at Texas Tech, May 22, 2011
Field chances: 13, vs San Diego State, Feb 27, 2011
Putouts: 13, vs San Diego State, Feb 27, 2011
Assists: 2, Arizona State, Apr 23, 2011
Runners CS: 1, UCLA, May 15, 2010

Alex Lavine - #7

5-4, Sophomore, 1L
Utility
Bats – R, Throws – R
Birthdate: 7/6/92
Hometown: Glendale, Ariz.

General: A solid all-around player with a bit of pop in her bat ... One of Arizona's hardest working players ... A valuable utility player with the ability to play the left side of infield as well as the outfield if necessary.

2011: Emerged as Arizona's number one option at shortstop, starting 44 games at short ... A Pac-10 All-Freshman honorable mention performer ... Had a very consistent season offensively, with her batting average staying steady near .250 for most of the season before settling at .248 where she ended the season ... Had six multi-hit games ... Drove in 19 runs, seventh best on the team ... Her five multi-RBI games tied for fifth on the squad ... Had a reached-base streak of five during the season, and ended the campaign on a two-game stripe ... Seven of her 25 hits went for extra bases with each extra-base hit occurring in the final two-thirds of the season ... Clocked three homers, three doubles and a triple ... Drew 19 walks, helping her to an on-base percentage of .374 ... Went 2-for-3 in her first collegiate start with a walk and a stolen base vs. Nebraska (2/11) ... Went 2-for-3 with two RBI and a double vs. Idaho State (3/5) ... Registered a triple and a home run with two RBI and two runs scored vs. San Jose State (3/19) ... In a five-game stretch (3/19-4/2), went 6-for-14 with seven RBI, a double, a triple and a home run and five runs scored ... Tucson Regional: Earned two starts at shortstop (New Mexico State, 5/21; Texas Tech, 5/22) ... Drove in a run in each affair ... Went 2-for-3 vs. New Mexico State with a sacrifice fly ... Drew an RBI walk vs. Texas Tech ... Tucson Super Regional: Started both games at shortstop ... Went 1-for-5 at the plate.



High School: A four year letter winner under Coach Becky Higgins at Mountain Ridge High School ... First-team all-state her senior season ... Team captain her junior and senior seasons ... Honored as team MVP her sophomore, junior and senior seasons ... Named first-team all-region all four years ... Cited as honorable mention performer on all-state team her freshman, sophomore and senior season ... Made honor roll all four years ... Set school records in batting average (.618), stolen bases (33) and on-base percentage (.648) ... Team finished third in state playoffs ... Chose Arizona over Wisconsin, Oklahoma State, Washington, Stanford and Louisville because it was her "lifelong dream to play here."

Personal: Born Alexandra Mary Elizabeth Lavine on July 6, 1992 to Scott and Georgia Lavine ... Has two sisters: Brittany, 25 and Heather, 23 ... In her free time, enjoys hanging out with friends and watching and reading Harry Potter ... Intended major is psychology.

Career Stats:

Year	Avg	GP	GS	AB	R	H	2B	3B	HR	RBI	TB	SLG%	BB	HBP	SO	GDP	OB%	SF	SH	SB	ATTPO	A	E	FLD%	
2011	.248	45	44	101	15	25	3	1	3	19	39	.386	19	2	26	0	.374	1	4	2	3	65	81	10	.936
TOTAL	.248	45	44	101	15	25	3	1	3	19	39	.386	19	2	26	0	.374	1	4	2	3	65	81	10	.936

Career Honors:

2011

Pac-10 All-Freshman (Honorable Mention)

Career Single-Game Highs:

Hits: 2, 6 times
Doubles: 1, Arizona State, Apr 22, 2011 ; Idaho State, Mar 05, 2011 ; Cal State Northridge, Mar 27, 2011
Triples: 1, vs San Jose State, Mar 19, 2011
Home runs: 1, at Stanford, Apr 02, 2011 ; vs San Diego State, Feb 27, 2011 ; vs San Jose State, Mar 19, 2011
Total bases: 7, vs San Jose State, Mar 19, 2011
RBI: 3, Cal State Northridge, Mar 27, 2011
Runs scored: 2, at Stanford, Apr 02, 2011 ; vs San Jose State, Mar 19, 2011
Walks: 2, at Oregon State, Apr 08, 2011 ; Washington, Apr 17, 2011 ; Arizona State, Apr 23, 2011
Hit by pitch: 1, Utah State, Mar 04, 2011 ; at Oklahoma, May 28, 2011

Struck out: 2, 5 times
 Sac flies: 1, at New Mexico State, May 21, 2011
 Sac bunts: 1, 4 times
 At bats: 4, vs Virginia, Feb 26, 2011 ; vs San Jose State, Mar 19, 2011
 Stolen bases: 1, at Stanford, Apr 03, 2011 ; vs Nebraska, Feb 11, 2011
 Caught stealing: 1, vs Nebraska, Feb 11, 2011
 Field chances: 9, vs DePaul, Mar 19, 2011
 Putouts: 5, at Texas Tech, May 22, 2011
 Assists: 6, vs Michigan, Mar 18, 2011 ; vs DePaul, Mar 19, 2011

Shelby Pendley – #21

5-7, Freshman, HS
 Shortstop
 Bats – L, Throws – R
 Birthdate: 12/2/1992
 Hometown: Rio Rancho, N.M.

General: Athletic and strong ... A knee injury may jeopardize her availability for the start of the season ... If healthy, should be in the mix to start at shortstop ... Hits with power.

High School: A four-time letter winner under coach Paul Kohman at Rio Rancho High School ... Her senior season was named team MVP ... As a senior, also voted all-conference, -city, -district, -region, and -state ... Cited as Athlete of the Year in high school.

Personal: Born Shelby Lynn Pendley on Dec. 2, 1992 to Jerry and Jeri Pendley ... Has a brother, Matthew (24) and a sister, Nicole (15) ... Father, Jerry, is a general contractor and mother, Jeri, is a nurse ... Is undecided in her field of academic study at Arizona.



Jessica Spigner – #9

5-8, Senior, TR
 Third Base
 Bats – R, Throws – R
 Birthdate: 10/7/1990
 Hometown: Santa Clarita, Calif.

General: A power hitter who also hits for high average ... Will battle for a starting spot at one of the corner infield positions.

2011 (Tennessee): A 56 game starter for the Lady Vols ... Started 37 games at third base and 21 as the designated player ... Also spent time at first base and as a pinch hitter ... Hit 16 home runs, most on the team and most of her career ... Had more extra-base hits (28) than singles (22) ... Slugged a team-best .714 ... Had 12 doubles, one off the team best ... Drove in 53 runs ... Cut down her strikeout numbers from each of the past two years; after averaging 36 in her freshman and sophomore seasons, she struck out just 27 times her junior year ... Hit a very respectable .325 with plenty of power ... Had 18 errors her first two seasons and just four as a junior ... Put together a nine game hitting streak in the heart of SEC play (4/16-5/1), the longest streak of her career ... Had five, four-RBI games (Boise State, 2/18; Iowa, 3/17; Radford, 4/19; Arkansas, 4/30; Georgia, 5/14) ... Homered twice vs. Georgia (5/14) ... Was a perfect 3-for-3 with a home run and four RBI vs. Radford (4/19) ... Knoxville Regional: Had a hit in nine at-bats ... Drove in runs with sac flies in each of final two games ... Drew three walks.



2010 (Tennessee): Continued her outstanding offensive contributions by hitting .350 overall with a team-best 14 doubles, 58 RBIs and a .583 slugging percentage ... Blasted eight home runs to raise her career big fly number to 22 and move into seventh on the Tennessee all-time HR chart ... Named Louisville Slugger/NFCA Second Team All-Southeast Region, her second consecutive all region selection ... Posted a squad-best 17 multi-RBI games as well as 14 multi-hit contests in 2010 ... Tied for fourth in the Southeastern Conference in RBIs and fifth in doubles ... Walked, was hit by a pitch and scored twice as Tennessee beat #9 Georgia (6/4), 7-5, at the Women's College World Series ... Knocked in a pair of tallies via a fifth-inning two-bagger in her initial WCWS career action as UT routed #3 Arizona (6/3), 9-0 (5 inn.) ... Drew a pair of walks, including one intentional free pass, during the 4-3, clinching victory at #2 Michigan (5/28) in NCAA Super Regionals ... Doubled in the tying run during the fifth inning against Louisville (5/23), knotting the score at 1-1 in the Knoxville Regional Championship Game that UT would eventually win 3-1 (9 inn.) ... Was 2-for-5 with a two-RBI single in the 11-2 pasting of Virginia (5/22) ... Singled in a score during the opening frame of UT's 6-4 triumph over #9 Georgia at the SEC Tournament (5/13) ... Hit safely in all three games of the series versus #11 LSU (.571 avg.), posting two doubles and a pair of RBIs ... Singled in each of the two match-ups at #4 Alabama ... Walked and scored UT's first run in the third and later reached on an error during the decisive seventh-inning comeback as Tennessee rallied to upset #4 Florida (4/23), 4-3 ...

Singled in a run, walked twice and plated a season-high three runs in the 10-0 (6 inn.) rout of Tennessee Tech (4/20) ... Hit 5-for-6 over the doubleheader with a HR against Presbyterian (4/17) and three RBIs in each of the two match-ups ... Blasted a pair of two-baggers while going 3-for-3 with an RBI in the 5-3 win at Arkansas (4/14) ... Went a perfect 2-for-2 with a pair of RBIs in UT's 11-0 (5 inn.) thrashing of Western Carolina (4/8) ... Singled in a run and was hit by a pitch with the bases loaded to post a pair of RBIs in the 8-0 (5 inn.) romp at South Carolina (4/3) ... Absolutely crushed a solo homer to left in the win over Middle Tennessee (3/31), while going 3-for-3 at the dish, and in the process won \$700 for a UT fan in attendance as part of the "If a Lady Vol Homers During the Inning" marketing promotion ... Recorded RBIs via a fielder's choice and a sacrifice fly in the 7-1 win over Kentucky (3/23) ... Picked up her first career save in the pitching circle by getting Tennessee out of a runners at second and third, one-out jam in the seventh inning of a 5-4 triumph over #6 Georgia (3/20) ... Recorded her first pitching victory of the season in the 10-0 (5 inn.) win over Austin Peay (3/17), working two innings of two-hit relief with a career-high tying three K's ... Hit .444 with a double and nine total RBIs during the four-game Tennessee Invitational, highlighted by a three-RBI effort in a 10-0 (5 inn.) blasting of Liberty (3/14) ... Doubled twice and was 3-for-4 with an RBI in an 8-4 triumph over Illinois State (3/7) ... Helped guide Tennessee to an 8-4 win in the series opener at Mississippi State (3/9) by going 2-for-2 with a HR and two RBIs and doubled in a tally during the 10-4 finale triumph (3/10) ... Blasted two home runs in a contest for the second time in her career as part of a 3-for-4, four-RBI effort in UT's 6-5 rally past Illinois State (3/6), going back-to-back on HR's in the fifth inning with Tiffany Huff ... Had the big hit in the opening frame against #16 Ohio State with a three-run homer to center field as Tennessee triumphed, 3-0 ... Entered the circle in relief against Syracuse (2/26), working one inning and allowing no earned runs while finishing off the Lady Vols' 8-6 win ... Went 2-for-4 with an RBI in one-run losses to both Pacific and #10 Stanford (2/25) in Cathedral City, Calif ... Helped lead Tennessee to the Troy Cox Classic title by going 3-for-3 at the plate with a double, a HR and three RBIs in a 10-1 (5 inn.) rout of New Mexico State (2/23) ... Blasted the eventual game-winning grand slam (her first GS) in the third frame of the 4-2 victory over #11 Oklahoma (2/14) in Clermont, Fla ... Singled to left field in the loss to eventual national champion #8 UCLA (2/13).

2009 (Tennessee): Wasted little time making her mark on a national level by hitting .322 with a team-best 14 doubles, a UT freshman record 14 home runs and 48 RBIs, while leading the squad in total bases (113) and posting a .638 slugging percentage ... The starting third-baseman was honored as a Louisville Slugger/National Fastpitch Coaches Association (NFCA) All-Southeast Region and a Southeastern Conference All-Freshman selection ... Her 14 big flies broke former Lady Vol Carrie Swinford's rookie school record of 13 set back in 1996, the year before Tennessee began SEC play ... The HR total rated Spigner sixth in the final SEC statistics and tied for the fourth-most homers by a freshman in all of NCAA Division I ... She registered 16 multi-hit and 12 multi-RBI contests and homered in four consecutive contests from March 11-18 against Belmont, South Carolina (two games) and Middle Tennessee ... Also contributed 16 innings from the pitching circle, highlighted by five strong innings at #8 Georgia (4/26) to pick up her first pitching win, 6-3 ... Set a career-high by going 4-for-4 at the plate with two doubles at Ole Miss (4/19) ... Crushed what turned out to be a vital two-run HR in the 3-3 tie at #18 LSU (4/5) ... Knocked in three runs and homered in wins over Arkansas (3/25) and Mississippi State (3/28) ... Hit .545 (6-for-11) for the week in contests against Belmont (3/11) and South Carolina (two games, 3/15) with three homers and 10 RBIs to be chosen as the SEC Player of the Week ... With Tennessee trailing in-state foe MTSU 5-1 late, Spigner blasted a two-run homer in the bottom of the sixth and then with two outs in the bottom of the seventh delivered a clutch two-run, walk-off double as UT battled back for a 6-5 win ... In two contests at #6 Oklahoma (3/6-7), Spigner was 4-for-6 with a double, a HR and three RBIs as UT swept both games from the powerful Sooners ... Posted a perfect 3-for-3 day at the plate with a pair of two-baggers and three RBIs against Liberty (2/24) ... Erupted for a career-high six RBIs on two home runs as part of a 3-for-3 effort in UT's 16-0 (5 inn.) rout of San Jose State (2/7) ... Delivered her first career big fly as part of a 2-for-4 day against Utah State (2/6) ... Garnered her initial career hit on a third inning single into right center against Northern Colorado (2/5) in her first collegiate contest.

High School: A two-time EA Sports First-Team All-American (2007, 2008), 2008 EA Sports National High School Player of the Year and 2007-08 Gatorade California Softball Player of the Year, Spigner was honored as one of Sports Illustrated's "Faces in the Crowd" on August 25, 2008, and as a "Latino Faces in the Crowd" Featured Athlete in SI during Oct./Nov. of 2008 ... Tabbed as a 2008 NFCA All-American and All-West Region choice ... Also was chosen as California State Softball Player of the Year, the California Division I Athlete of the Year and was a two-time all-state choice ... Chosen as the Los Angeles Times' All-Region Player of the Year, the Daily News' All-Area Player of the Year, the All-California Interscholastic Federation (CIF) Division I Player of the Year and the All-Santa Clarita Valley Signal Player of the Year (2008) ... As a senior Spigner threw every pitch for her high school team over 236 innings while recording 12 shutouts, 222 strikeouts, an ERA of 0.62 and a perfect game ... She also led the state in pitching victories (29), complete games and innings thrown despite not having pitched competitively since junior high school ... Spigner tallied a .480 batting average, a .575 on-base percentage and a .930 slugging percentage during the '08 campaign, while tallying seven doubles, a triple and blasting a season record 12 home runs to up her career big fly total to 23 ... That total surpassed the 22 career homers hit by former U.S. Olympian Crystl Bustos' during her playing days ... Spigner played an integral role as part of the 2007 USA Today National Champion Valencia H.S. squad ... During her junior campaign, she led her national championship team in every category by hitting .418 with 29 RBI, a .673 slugging percentage, a .459 on-base percentage, seven doubles and four homers while also guiding Valencia to a CIF Division I, Southern Section title ... Spigner led the Foothill League in RBI (29) while hitting .594 with three HR's and 16 RBI in league contests ... Played a key part in two CIF Southern Section Division I champions (2007, 2008) and was a four-time Foothill League titlist (2005, 2006, 2007, 2008) ... Spigner was an All-CIF All-Academic Scholar Athlete ... Completed high school with a staggering 3.93 GPA and held a 4.2 GPA during her senior year ... She was an attendee at the Allister's National Elite and Top 100 adidas National Futures Camps ... She played for the Haning's Batbusters in ASA Gold in 2008 and the SoCal Choppers in 2007, winning the Champions Cup title and reaping a third-place finish at ASA Gold Nationals.

Personal: Majoring in child and family studies ... Hiked the Appalachian Trail in the summer of 2006 with Outward Bound ... Hopes to become a child psychiatrist after her playing days ... Claims to have modeled herself athletically after former Tennessee and

current Indianapolis Colts quarterback Peyton Manning ... Lists the late Rev. Martin Luther King, Jr., as the famous person she most admires ... Has one brother, Jason, 18 ... Jessica Loryn Spigner was born October 7, 1990, in Santa Monica, Calif ... Her parents are Michael and Dyan Spigner.

Career Stats:

Year	Avg	GP	GS	AB	R	H	2B	3B	HR	RBI	TB	SLG%	BB	HBP	SO	GDP	OB%	SF	SH	SB	ATTPO	A	E	FLD%	
2009	.322	59	59	177	34	57	14	0	14	48	113	.638	27	3	40	0	.418	1	2	0	0	7	148	10	.949
2010	.350	60	60	163	34	57	14	0	8	58	95	.583	34	7	31	1	.469	5	2	1	1	55	113	8	.955
2011	.325	57	56	154	36	50	12	0	16	53	110	.714	28	4	27	0	.432	4	0	0	0	33	81	4	.966
TOTAL	.332	176	175	494	104	164	40	0	38	159	318	.644	89	14	98	1	.440	10	4	1	1	125	342	22	.955

Career Honors:

2010

NFCA All-Southeast Region (Second Team)

2009

NFCA All-Southeast Region (First Team)

SEC All-Freshman

Career Single-Game Highs:

At Bats: 5 (five times)

Runs: 3 vs. Bowling Green (2/27/09) & at Tenn. Tech (4/20/10)

Hits: 4 at Ole Miss (4/19/09)

Hit Streak: 9 games (4/16/11-5/1/11)

RBI: 6 vs. San Jose State (2/7/09)

Doubles: 2 (four times)

Triples: 0

Home Runs: 2 vs. Georgia (5/14/11), San Jose State (2/7/09) & Illinois State (3/6/10)

Walks: 3 at LSU (4/5/09)

Stolen Bases: 1 vs. Tennessee Tech (3/13/10)

Chelsea Suitos – #3

5-5, RS Freshman, HS

Infielder

Bats – L, Throws – R

Birthdate: 5/11/92


Hometown: Elk Grove, Calif.

General: A speedy slapper ... Should compete for the starting shortstop position.

2011: Appeared in three games before redshirting the season with a torn labrum ... Started one game as the designated hitter and appeared in two more as offensive substitutions ... Scored a run vs. Indiana (2/10) as a pinch runner ... Was hit by a pitch vs. Texas A&M to drive in a run.

High School: Earned four letters under Coach Jeff Alexander at Elk Grove High School ... An all-state, -region, -district and -city performer her senior season ... Named team MVP her junior and senior season ... Earned the Golden Glove Award and United States Marine Corps Distinguished Athlete Award ... Named a scholar-athlete for taking a 3.0 GPA or higher throughout high school ... Had a .490 batting average with 32 stolen bases her senior year ... Won 2009 National Championship with club team Sorcerer Softball ... Chose Arizona over Florida, Northwestern, Wisconsin, Fresno State, Sacramento State and Stanford because of "the tradition of winning, best coaching in the country and to obtain a good education and wanting to play Pac-10 softball."

Personal: Born Chelsea Kaitlyn Suitos on May 11, 1992 to Jeff and Dyan Suitos ... Has two brothers, Justin (16) and Trevor (14) and a sister Megan (21) ... In her free time, enjoys spending time with family and friends ... Her intended major is communications.

**Career Stats:**

Year	Avg	GP	GS	AB	R	H	2B	3B	HR	RBI	TB	SLG%	BB	HBP	SO	GDP	OB%	SF	SH	SB	ATTPO	A	E	FLD%	
2011	.000	3	1	4	1	0	0	0	0	1	0	.000	0	1	4	0	.200	0	0	0	0	0	0	0	.000
TOTAL	.000	3	1	4	1	0	0	0	0	1	0	.000	0	1	4	0	.200	0	0	0	0	0	0	0	.000

Career Honors:

N/A

Career Single-Game Highs:

RBI: 1, vs Texas A&M, Feb 12, 2011

Runs scored: 1, vs Indiana, Feb 10, 2011

Hit by pitch: 1, vs Texas A&M, Feb 12, 2011

Struck out: 3, vs Nebraska, Feb 11, 2011

At bats: 3, vs Nebraska, Feb 11, 2011

Hallie Wilson – #17

5-5, Freshman, HS

Outfield

Bats – L, Throws – L

Birthdate: 8/20/1993

Hometown: North Tustin, Calif.

General: A strong hitter and solid all-around player ... One of the best overall players in the class ... May step in and start in centerfield as a freshman.

High School: A member of the 2010-11 USA Softball Junior Women's National Team ... Cited as first team All-American in 2009 by NFCA and EA Sports ... A gold medalist at the 2010 Pan American Championship ... Earned four letters under Vince Brown at Foothill High School in North Tustin, Calif., the same high school as former Wildcat great Caitlin Lowe ... 2011 Second Team all-league selectee ... Voted first team all-league and -county in 2010 ... Cited as 2009 Player of the Year by the Orange County Registrar ... MVP of the Seaview League in 2009, in which she was voted MVP ... Named Foothill Lady Knight of the Year in 2009 ... In addition to her All-America status in 2009, was voted first team all-state, -CIF, -Los Angeles and Orange County ... Placed on Orange County all-freshman team, all-city team and second team all-Seaview League team in 2008 ... Won Foothill Offensive MVP as a freshman ... Holds career records at her high school for on-base percentage (.519), home runs (17), slugging percentage (.691), walks (47), hit-by-pitch (16) and runs scored (121) ... Had a career batting average of .440, just 27 points behind Caitlin Lowe for the Foothill career batting average ... In addition to Lowe, Foothill High School produced former Arizona stars Lauren Bauer, Autumn Champion, Michelle Churnock and Courtney Fossatti ... Chose Arizona over UCLA and Oklahoma because "I want to be a part of the legacy that Arizona softball has."

Personal: Born Hallie Alexandra Wilson on Aug. 20, 1993 to Jim and Susan Wilson ... Has one sister, Emilie (21) ... In her free time, enjoys reading and going to the beach ... Intended major is undecided.



Arizona (43-18, 11-10 Pac-10) had the weight of heavy expectations on its shoulders to begin the season. The Wildcats brought back nine of its ten regular starters from a squad that finished as the NCAA runner-up in 2010. UA was ranked No. 1 by ESPN.com/USA Softball and No. 2 in the NFCA/USA Today poll.

Preseason confidence was a peak in Arizona's roller coaster season. However, just weeks before the season began, senior Victoria Kemp and freshman Chelsea Suito, who were expected to challenge for the starting positions in the middle of the infield suffered season-derailing injuries. Suito, the heir apparent to departed shortstop K'Lee Arredondo, tore her labrum and sat out the season as a redshirt. Kemp, who had been a part of a platoon at second base with Kristen Arriola for the last two years, tore her ACL. Kemp would return midway through the season and was used sparingly in the batter's box and the pitcher's circle.

Though UA was set at second base with Arriola, the injury to Suito opened an opportunity at shortstop. Suito was set to replace the All-American Arredondo, who replaced All-American Kristie Fox, who replaced All-American Lovie Jung. Alex Lavine, Ashlee Brawley and Matte Haack battled for the position, with Lavine recording the majority of the starts (44).

Arizona's 2011 campaign would be the first season under head coach Mike Candrea to end before the Women's College World Series since 1987, Candrea's second year at the program's helm. The Cats missed the WCWS in 2004 as well when Candrea was coaching the U.S. Olympic team and Larry Ray was the interim head coach.

Despite its eventual shortcoming, it was a record-breaking year for the Cats, highlighted by Stacie Chambers' home run quest. Chambers began the year in need of 19 home runs to become Arizona's career leader in home runs and 24 to take over the NCAA yard-ball crown. Though Chambers would fall just three shy of UCLA's Stacey Nuveman's NCAA record of 90, Chambers hit 20 home runs to become Arizona's career leader with 87 career blasts. Chambers' 87 rank second in NCAA history behind Nuveman. Arizona also set the NCAA record for attendance, attracting an astonishing 77,129 fans in 30 home dates. The record throttled the school's all-time record of 57,868 fans in 2010 and beat Alabama's NCAA record of 63,271 set in 2010. Brittany Lastrapes left Arizona as the career leader in doubles with 66 in her storied time with the program. Brigette Del Ponte, meanwhile, took over the season record for two-baggers with 23.

Way before the records fell and the team fell short of the WCWS, though, the Wildcats took their No. 1 ranking to Tempe, Ariz., where they began the season at the Kajikawa Classic. Arizona cruised through its first four games before facing Oklahoma, the first of four meetings between the two clubs. Oklahoma handed Arizona an 11-1 loss in five innings. The score would turn to represent the "bad" on a two-faced Arizona team, which outscored opponents 339-79 in its 43 wins and was outscored 117-36 in its 18 losses.

Following the decisive loss to Oklahoma, Arizona would win 16 of its next 17 games. The Cats used back-to-back wins by scores of 14-0 and 15-0 over Cal Poly and Texas A&M Corpus Christi, respectively to jumpstart the streak and bounce back from the Oklahoma loss. In the victory over the Islanders, Chambers hit two grand slams and drove in nine runs, tying a career high. Arizona's only loss in the stretch was to then-top-ranked Georgia at the Cathedral City Classic.

The Cats faced top-25 teams in six of its next eight contests. UA dropped four of them, falling to then-No. 23 Baylor twice in a three game series at Hillenbrand and losing to top-10 teams Oklahoma and Michigan at the Judi Garman Classic.

In the roller coaster that was the 2011 season, valleys were followed by peaks. Following the loss to Michigan on March 18, the Cats played their best softball of the season. The Cats closed out the Judi Garman Classic with routes of DePaul and San Jose State. A 14-6, six inning victory over the Spartans began a run of five consecutive run-rule shortened wins for Arizona.

UA played the minimum 15 innings in a three-game series with Cal State Northridge, beating the Matadors 8-0, 10-1 and 16-5, all in five innings in Arizona's final non-conference series.

Arizona headed to Palo Alto, Calif., to begin the gauntlet of the Pac-10 slate. UA continued its domination in game one, beating Stanford 8-0 in five. The Cats went on to allow just one run to the Cardinal all series. Kenzie Fowler pitched 15.1 innings in the series, not giving up a run, allowing only four hits and striking out 17 batters. For her efforts, Fowler was named both Pac-10 and USA Softball Player of the Week.

The Cats then took their eight-game winning streak to Oregon State. The Beavers took game one, winning what would be their first of only two conference wins. Arizona came back to take two games from Oregon State on a Saturday doubleheader to win the series.

For its conference home debut, the Wildcats welcomed Washington to Tucson. Like the Oregon State series, Arizona lost game one before taking games two and three to win the series. However, a foul ball that struck Fowler in the head would mar the Sunday victory. The strike would give Fowler a concussion and keep her sidelined for two weeks.

With just one healthy pitcher, freshman Shelby Babcock, Arizona faced then-No. 2 ASU. The Sun Devils handed Arizona its first-ever home sweep and earned their first sweep of Arizona in program history. To do so, ASU used seventh-inning grand slams in both games one and two, each of which took the lead. The first of which painfully broke a scoreless tie in the seventh inning. In game two, Arizona built a 9-1 lead before watching it slip away; the ASU comeback was capped by the grand slam to devastate Arizona, 13-10. Arizona used a trio of position players in the circle in the series to supplement the loss of Fowler.

Fowler would be unavailable for the subsequent series as well, a visit from Oregon. The Ducks took games one and two to give Arizona a five-game losing streak, its longest since 1991. UA, though, would snap the streak and beat Oregon 7-6 in the series finale.

Fowler returned for the next series, a visit to defending national champion UCLA. Fowler would lead Arizona to a convincing 5-1 win in game one and Babcock backed that up with a 7-1 win in game two. The Bruins, though, avoided the sweep with a 5-1 victory in game three.

The Wildcats welcomed California to close out the regular season. In the most exciting game of the season, Arizona was down to its final out, trailing 1-0 in the bottom of the seventh of game one. With a runner on second, Baillie Kirker laced one down right field line to score Korja and extend the game. The teams traded zeroes until the tenth, when Ashlee Brawley placed a looping single into left field to plate the winning run. Cal would take games two and three of the series to close out the regular-season home careers of Chambers, Kemp, Lastrapes and Schutzler.

Arizona was selected to host the opening round of the NCAA Championships. New Mexico State, Texas Tech and Harvard were selected to Arizona's region. The Cats plowed through the field, outscoring its three opponents by a total score of 28-2. The 26 run difference was the highest of anyone in the country in the Regional.

The Cats hosted the Super Regional as well, against familiar foe Oklahoma. UA had reached a peak in its up-and-down season. It was coming off a dominating performance in its regional, had home field advantage and Oklahoma entered without its catcher, its best power hitter. The Sooners, however, used stellar pitching from Keilani Ricketts to cruise past in Arizona in a clean two-game sweep, beating Arizona 6-0 and 5-2 to end Arizona's season prior to the WCWS.

The Cats finished the season with a 43-18 record. Only two other clubs in the program's history finished with more losses: 2008 (41-19) and 1989 (48-19). UA finished No. 11 in both polls.

2011 Season in Review

Arizona Softball

Overall: 43-18
Home: 22-12
Neutral: 12-4

Pac-10: 11-10
Road (inc. neutral): 21-6
vs. Ranked: 11-17

Away: 9-2
Extra-Innings: 2-0
Less than 7 innings: 18-2

Year	Avg	GP	GS	AB	R	H	2B	3B	HR	RBI	TB	SLG%	BB	HBP	SO	GDP	OB%	SF	SH	SB	ATT	PO	A	E	FLD%
22 Schutlzler, Lauren	.399	61	61	193	63	77	7	3	1	19	93	.482	32	0	42	0	.484	0	6	7	12	47	5	4	.929
35 Lastrapes, Brittany	.399	61	61	188	53	75	17	1	11	39	127	.676	40	6	17	0	.513	2	1	6	6	82	7	2	.978
15 Buchanan, Karissa	.398	61	61	176	35	70	4	1	0	22	76	.432	20	3	25	0	.467	0	1	12	14	36	4	2	.952
4 Del Ponte, Brigette	.335	61	61	185	53	62	23	0	17	59	136	.735	26	5	38	2	.427	2	2	3	6	76	128	9	.958
5 Arriola, Kristen	.320	61	61	172	34	55	10	1	7	42	88	.512	22	3	23	2	.398	4	4	3	3	110	83	9	.955
90 Korja, Lini	.298	61	61	168	46	50	6	0	16	43	104	.619	39	3	36	0	.438	0	1	0	2	169	9	2	.989
21 Chambers, Stacie	.279	61	61	179	35	50	9	1	20	71	121	.676	32	2	48	0	.391	2	2	0	0	381	29	1	.998
11 Brawley, Ashlee	.270	23	15	37	6	10	0	0	0	4	10	.270	7	0	16	0	.386	0	2	1	1	19	28	7	.870
7 Lavine, Alex	.248	45	44	101	15	25	3	1	3	19	39	.386	19	2	26	0	.374	1	4	2	3	65	81	10	.936
0 Bryan, Nicole	.242	30	11	33	5	8	0	1	0	4	10	.303	4	0	17	0	.324	0	0	0	1	0	0	0	.000
17 Kemp, Victoria	.222	16	5	27	1	6	0	0	0	1	6	.222	1	0	8	0	.250	0	0	0	0	1	1	0	1.000
2 Kirker, Baillie	.185	39	35	92	9	17	3	0	4	18	32	.348	11	0	24	1	.272	0	4	1	2	178	3	3	.984
8 Tikey, Becca	.176	13	3	17	1	3	0	0	0	2	3	.176	0	1	7	0	.222	0	0	0	0	1	0	0	1.000
9 Haack, Matte	.120	20	8	25	3	3	1	0	0	1	4	.160	5	0	11	0	.267	0	1	0	0	2	2	2	.667
3 Suitsos, Chelsea	.000	3	1	4	1	0	0	0	0	1	0	.000	0	1	4	0	.200	0	0	0	0	0	0	0	.000
42 Banks, Alicia	.000	2	0	2	0	0	0	0	0	0	0	.000	0	0	2	0	.000	0	0	0	0	0	0	0	.000
33 Tinsley, Shannon	.000	2	0	0	1	0	0	0	0	0	0	.000	0	0	0	0	.000	0	0	0	0	0	0	0	.000
14 Clifton, Jordy	.000	28	0	0	14	0	0	0	0	0	0	.000	0	0	0	0	.000	0	0	2	2	0	0	0	.000
12 Babcock, Shelby	.000	1	1	0	0	0	0	0	0	0	0	.000	0	0	0	0	.000	0	0	0	0	6	26	0	1.000
Totals	.320	61	61	1599	375	511	83	9	79	345	849	.531	258	26	344	5	.420	11	28	37	52	1178	428	52	.969
Opponents	.239	61	61	1493	196	357	40	4	35	182	510	.342	234	34	362	13	.354	6	32	39	53	1122	390	59	.962

LOB - Team (425), Opp (425). DPs turned - Team (20), Opp (8). IBB - Team (8), Korja 4, Chambers 3, Lastrapes 1, Opp (2). Picked off - Korja 1.

Year	ERA	W	L	App	GS	CG	SHO	CBO	SV	IP	H	R	ER	BB	SO	2B	3B	HR	BF	B/Avg	WP	HBP	BK	SFA	SHA
19 Fowler, Kenzie	1.87	26	9	45	34	23	8	3	2	213.1	161	74	57	100	243	14	2	12	785	.205	6	20	5	3	13
12 Babcock, Shelby	3.98	17	8	38	26	13	3	3	0	170.2	179	108	97	129	117	24	2	18	665	.269	17	14	0	3	19
2 Kirker, Baillie	7.00	0	0	3	0	0	0	0	0	4.0	7	4	4	1	0	1	0	2	19	.368	1	0	0	0	0
17 Kemp, Victoria	11.67	0	1	2	1	0	0	0	0	3.0	6	5	5	2	1	0	0	2	15	.400	0	0	0	0	0
35 Lastrapes, Brittany	21.00	0	0	1	0	0	0	0	0	1.2	4	5	5	2	1	1	0	1	9	.444	0	0	0	0	0
Totals	2.99	43	18	61	61	36	14	3	2	392.2	357	196	168	234	362	40	4	35	1493	.239	24	34	5	6	32
Opponents	6.18	18	43	61	61	25	7	1	3	374.0	511	375	330	258	344	83	9	79	1599	.320	31	26	10	11	28

PB - Team (6), Chambers 6, Opp (11). Pickoffs - Team (1), Chambers 1, Opp (1). SBA/ATT - Chambers (37-49), Fowler (20-29), Babcock (18-23), Korja (2-2), Lastrapes (1-1).

Date	Opponent	Score (Inn.)	Pitcher of Record	Date	Opponent	Score (Inn.)	Pitcher of Record	Date	Opponent	Score (Inn.)	Pitcher of Record
2/10	Indiana+	4-1	Fowler (1-0)	3/13	Baylor	2-3	Babcock (8-2)	4/30	Oregon*	6-12	Babcock (15-6)
2/11	Utah+	8-3	Babcock (1-0)	3/15	at NMSU	7-2	Fowler (14-2)	5/1	Oregon*	7-6	Babcock (16-6)
2/11	Nebraska+	6-1	Fowler (2-0)	3/15	at NMSU	7-5 (8)	Fowler (15-2)	5/6	at UCLA*	5-1	Fowler (22-4)
2/12	Texas A&M+	6-3	Fowler (3-0)	3/17	Oklahoma~	3-5	Fowler (15-3)	5/7	at UCLA*	7-1	Babcock (17-6)
2/12	Oklahoma+	11-1 (5)	Babcock (1-1)	3/17	La. La.~	10-2	Babcock (9-2)	5/8	at UCLA*	1-5	Babcock (17-7)
2/13	Cal Poly+	14-0 (5)	Fowler (4-0)	3/18	Michigan~	0-8	Fowler (15-4)	5/12	California*	2-1 (10)	Fowler (23-6)
2/18	Texas A&M C-C\$	15-0 (5)	Fowler (5-0)	3/19	DePaul~	7-1	Fowler (16-4)	5/13	California*	4-9	Babcock (17-8)
2/19	Drake\$	5-3	Fowler (6-0)	3/19	SJSU~	14-6 (6)	Babcock (10-2)	5/14	California*	3-6	Fowler (23-7)
2/19	Kennesaw State\$	8-0 (5)	Babcock (2-1)	3/25	CSUN	8-0 (5)	Fowler (17-4)	5/20	Harvard&	10-0 (6)	Fowler (24-7)
2/20	Texas&M C-C\$	9-1 (5)	Fowler (7-0)	3/26	CSUN	10-1 (5)	Fowler (18-4)	5/21	NMSU&	8-0	Fowler (25-7)
2/20	Pacific\$	8-6	Fowler (8-0)	3/27	CSUN	16-5 (5)	Babcock (11-2)	5/22	Texas Tech&	10-2 (6)	Fowler (26-7)
2/25	LSU#	4-1	Fowler (9-0)	4/1	at Stanford*	8-0 (5)	Fowler (19-4)	5/27	Oklahoma%	0-6	Fowler (26-8)
2/26	Georgia#	0-8 (5)	Fowler (9-1)	4/2	at Stanford*	6-1	Fowler (20-4)	5/28	Oklahoma%	2-5	Fowler (26-9)
2/26	Virginia#	9-3	Babcock (3-1)	4/3	at Stanford*	2-0	Fowler (21-4)				
2/27	LMU#	6-0	Babcock (4-1)	4/8	at OSU*	1-3	Fowler (21-5)				
2/27	SDSU#	8-5	Fowler (10-1)	4/9	at OSU*	4-1	Babcock (12-2)				
3/4	Utah State^	11-3 (6)	Babcock (5-1)	4/9	at OSU*	6-3	Babcock (13-2)				
3/4	Portland State^	8-0 (5)	Fowler (11-1)	4/15	Washington*	0-3	Fowler (21-6)				
3/5	Minnesota^	10-1 (5)	Fowler (12-1)	4/16	Washington*	13-5 (5)	Babcock (14-2)				
3/5	Idaho State^	5-3	Babcock (6-1)	4/17	Washington*	6-1	Babcock (15-2)				
3/6	UC Riverside^	8-0 (5)	Babcock (7-1)	4/21	Arizona State*	0-4	Babcock (15-3)				
3/9	Creighton	8-0 (5)	Fowler (13-1)	4/22	Arizona State*	10-13	Babcock (15-4)				
3/11	Baylor	0-6	Fowler (13-2)	4/23	Arizona State*	3-8	Kemp (0-1)				
3/12	Baylor	9-7	Babcock (8-1)	4/29	Oregon*	0-2	Babcock (15-5)				

+ Kajikawa Classic - Tempe; \$ Hillenbrand Invitational, Tucson; # Cathedral City Classic - Palm Springs; ^ Wildcat Invitational, Tucson; ~ Judi Garman Classic - Fullerton; * Pac-10 games; & Tucson Regional; % Tucson Super Regional

Total Home Attendance: 77,129
Average: 2,570

2012 Media Guide

Year-by-Year

Year	Record	Conference	Coach	Postseason
1974	(11-3)	-	Judy Spray	7th (AIAW CWS)
1975	(13-8)	-	Judy Spray	8th (AIAW CWS)
1976	(21-7)	-	Judy Spray	
1977	(22-14)	6-2	Ginny Parrish	2nd (AIAW CWS)
1978	(16-11)	3-6	Ginny Parrish	
1979	(44-15)	15-3 (1st)	Ginny Parrish	13th (AIAW CWS)
1980	(23-23)	2-14 (5th)	Rocky LaRose	
1981	(24-20)	5-11	Paula Noel	
1982	14-17	6-14 (4th-tie)	Paula Noel	
1983	20-24	7-12	Paula Noel	
1984	28-16	5-5 (4th)	Paula Noel	
1985	17-16	5-7 (5th)	Paula Noel	
1986	27-13-1	5-6-1 (3rd)	Mike Candrea	
1987	42-18	6-4 (3rd-tie)	Mike Candrea	NCAA Regional (tied ninth)
1988	54-18	15-5 (2nd)	Mike Candrea	tied 3rd (WCWS)
1989	48-19	11-9 (3rd)	Mike Candrea	tied 3rd (WCWS)
1990	49-17	12-6 (2nd)	Mike Candrea	tied 7th (WCWS)
1991	56-16	11-9 (4th)	Mike Candrea	NCAA Champions (WCWS)
1992	58-7	16-2 (1st)	Mike Candrea	NCAA Runner-up (WCWS)
1993	44-8	15-3 (2nd)	Mike Candrea	NCAA Champions (WCWS)
1994	64-3	23-1 (1st)	Mike Candrea	NCAA Champions (WCWS)
1995	66-6	24-4 (1st)	Mike Candrea	NCAA Runner-up (WCWS)
1996	58-9	23-5 (2nd)	Mike Candrea	NCAA Champions (WCWS)
1997	61-5	26-1 (1st)	Mike Candrea	NCAA Champions (WCWS)
1998	67-4	27-1 (1st)	Mike Candrea	NCAA Runner-up (WCWS)
1999	53-16	19-9 (2nd)	Mike Candrea	tied 5th (WCWS)
2000	59-9	16-4 (2nd)	Mike Candrea	tied 3rd (WCWS)
2001	65-4	19-2 (1st)	Mike Candrea	NCAA Champions (WCWS)
2002	55-12	15-6 (2nd)	Mike Candrea	NCAA Runner-up (WCWS)
2003	56-7	19-2 (1st)	Mike Candrea	tied 3rd (WCWS)
2004	55-6	17-3 (1st)	(Larry Ray)	NCAA Regional
2005	45-12	13-8 (1st)	Mike Candrea	tied 5th (WCWS)
2006	54-11	15-6 (2nd)	Mike Candrea	NCAA Champions (WCWS)
2007	50-14-1	15-5-1 (1st)	Mike Candrea	NCAA Champions (WCWS)
2008	41-19	13-8 (3rd)	(Larry Ray)	tied 7th (WCWS)
2009	46-17	13-7 (3rd)	Mike Candrea	tied 5th (WCWS)
2010	52-14	13-8 (3rd)	Mike Candrea	NCAA Runner-up (WCWS)
2011	43-18	11-10 (3rd)	Mike Candrea	NCAA Super Regional

(Softball became an NCAA Division I sport in 1982)

Division I 1,447-375-2 (.794)
 All-time 1,621-476-2 (.772)

Conference History, Records

1974-1979	24-11	Intermountain Conference
1980-1985	30-63	Western Collegiate Athletic Association
1986	5-6-1	Pacific-West Conference
1987-present	407-128-1	Pacific-10 Conference

1982 (14-17, 6-14 Western Collegiate Athletic Association)

Date	Opponent	Score (Innings)
N/A	Northern Arizona	W, 1-0
N/A	Northern Arizona	W, 2-0
N/A	Northern Arizona	L, 3-4
N/A	UCLA	L, 0-2 (14)
N/A	UCLA	L, 0-5
N/A	San Diego State	W, 2-0
N/A	San Diego State	L, 0-1
N/A	Long Beach State	W, 7-4 (11)
N/A	Long Beach State	L, 1-2 (9)
N/A	Cal State Fullerton	L, 0-3
N/A	Cal State Fullerton	L, 4-5 (9)
N/A	Fresno State	W, 1-0 (12)
N/A	U.S. International	L, 9-10
N/A	UNLV	W, 4-3 (8)
N/A	UC Santa Barbara	W, 1-0
N/A	Arizona State	W, 1-0
N/A	Texas A&M	L, 0-2
N/A	San Diego State	W, 6-4
N/A	San Diego State	L, 0-1
N/A	Long Beach State	W, 7-0
N/A	Long Beach State	W, 1-0
N/A	Nevada	W, 4-0
N/A	Cal State Northridge	L, 2-7
N/A	Oregon State	W, 3-0
N/A	California	L, 0-2
N/A	Arizona State	L, 1-3
N/A	Arizona State	L, 0-2
N/A	Cal State Fullerton	L, 1-3
N/A	Cal State Fullerton	L, 0-5
N/A	UCLA	W, 2-1
N/A	UCLA	L, 0-1
N/A	UC Santa Barbara	W, 1-0
N/A	UC Santa Barbara	L, 0-1 (9)
N/A	Arizona State	L, 0-3
N/A	Arizona State	L, 1-2

1983 (20-24, 7-12 Western Collegiate Athletic Association)

Date	Opponent	Score (Innings)
N/A	Northern Arizona	W, 5-2
N/A	Arizona State	W, 2-1
N/A	Arizona State	L, 1-2
N/A	San Diego State	W, 1-0 (10)
N/A	San Diego State	W, 2-0
N/A	Cal State Fullerton	L, 0-3
N/A	Cal State Fullerton	L, 2-6
N/A	Northern Illinois	W, 3-0
N/A	Nebraska	W, 5-0
N/A	Indiana	L, 1-6
N/A	Louisiana Tech	L, 0-3
N/A	Southern Illinois	W, 1-0
N/A	Oklahoma	L, 1-2
N/A	Baylor	W, 6-0
N/A	Kansas State	W, 8-0
N/A	South Carolina	W, 4-8
N/A	UC Santa Barbara	W, 3-0
N/A	Texas A&M	L, 0-1 (12)
N/A	New Mexico State	L, 0-1
N/A	San Diego State	W, 1-0
N/A	San Diego State	L, 0-2
N/A	UCLA	L, 0-4
N/A	UCLA	L, 0-5
N/A	Arizona State	L, 0-5
N/A	Arizona State	L, 2-0
N/A	Northern Arizona	W, 2-1
N/A	Northern Arizona	W, 4-2
N/A	Utah	L, 2-8
N/A	Utah	L, 0-7
N/A	Weber State	L, 0-2
N/A	Weber State	L, 1-4
N/A	Utah State	W, 2-0
N/A	Utah State	L, 0-3
N/A	Long Beach State	W, 8-0
N/A	Long Beach State	W, 2-1 (21)

N/A	Cal State Fullerton	L, 0-1
N/A	Cal State Fullerton	L, 1-6
N/A	Northern Arizona	W, 3-1
N/A	Northern Arizona	W, 3-0
N/A	Long Beach State	L, 0-3
N/A	UCLA	L, 0-1
N/A	UCLA	L, 0-1 (8)
N/A	Arizona State	W, 3-0
N/A	Arizona State	L, 1-2

1984 (28-16, 5-5 Western Collegiate Athletic Association)

Date	Opponent	Score (Innings)	Home/Away/Neutral
2/23/1984	Arizona State	W, 1-0	H
2/23/1984	Arizona State	L, 0-3	H
2/29/1984	Oregon State	W, 7-0	H
2/29/1984	Oregon State	W, 6-1	H
3/5/1984	Pacific	W, 4-3	H
3/5/1984	Pacific	L, 1-2	H
3/6/1984	UC Santa Barbara	W, 5-0	H
3/6/1984	UC Santa Barbara	W, 4-2	H
3/9/1984	Utah	W, 2-1	H
3/9/1984	Utah	W, 4-0	H
3/12/1984	Indiana	L, 0-1	N, Oklahoma Sooner Invitational (Norman, Okla.)
3/13/1984	Iowa	W, 4-0	N, Oklahoma Sooner Invitational (Norman, Okla.)
3/13/1984	Indiana	W, 1-0	N, Oklahoma Sooner Invitational (Norman, Okla.)
3/14/1984	Missouri	L, 0-1	N, Oklahoma Sooner Invitational (Norman, Okla.)
3/14/1984	Northern Iowa	W, 1-0 (11)	N, Oklahoma Sooner Invitational (Norman, Okla.)
3/15/1984	Texas Tech	L, 2-3	N, Oklahoma Sooner Invitational (Norman, Okla.)
3/16/1984	Central Michigan	W, 9-1	N, Oklahoma Sooner Invitational (Norman, Okla.)
3/16/1984	Kansas State	L, 2-3	N, Oklahoma Sooner Invitational (Norman, Okla.)
3/22/1984	Minnesota	W, 3-0	N, @ Fullerton
3/22/1984	Minnesota	L, 1-2	N, @ Fullerton
3/23/1984	UC Santa Barbara	W, 3-1	N, Judi Garman Classic (CSFU Pony Invitational)
3/23/1984	U.S. International	L, 2-4	N, Judi Garman Classic (CSFU Pony Invitational)
3/24/1984	Oklahoma	W, 2-1	N, Judi Garman Classic (CSFU Pony Invitational)
3/24/1984	Utah	L, 0-3	N, Judi Garman Classic (CSFU Pony Invitational)
3/30/1984	UCLA	L, 0-1 (10)	A
3/30/1984	UCLA	L, 0-1	A
3/31/1984	Long Beach State	W, 5-0	A
3/31/1984	Long Beach State	L, 0-1	A
4/5/1984	Fresno State	W, 2-0	N, UOP Tournament (Libby Mason Invitational)
4/5/1984	San Diego State	W, 2-1	N, UOP Tournament (Libby Mason Invitational)
4/6/1984	Nevada	L, 1-3	N, UOP Tournament (Libby Mason Invitational)
4/6/1984	Oregon	W, 9-0	N, UOP Tournament (Libby Mason Invitational)
4/7/1984	San Francisco	W, 5-2	N, UOP Tournament (Libby Mason Invitational)
4/7/1984	Pacific	W, 2-0	N, UOP Tournament (Libby Mason Invitational)
4/8/1984	Oregon State	L, 0-6	N, UOP Tournament (Libby Mason Invitational)
4/8/1984	California	W, 4-0	N, UOP Tournament (Libby Mason Invitational)
4/11/1984	Arizona State	L, 0-2	A
4/14/1984	Northern Arizona	W, 5-4	H
4/14/1984	Northern Arizona	W, 9-8	H
4/15/1984	Cal State Fullerton	W, 2-1	H
4/15/1984	Cal State Fullerton	L, 0-4	H
4/17/1984	San Diego State	W, 2-0	H
4/17/1984	San Diego State	W, 6-0	H

1985 (17-16, 5-7 Western Collegiate Athletic Association)

Date	Opponent	Score (Innings)	Home/Away/Neutral
2/8/1985	Northern Arizona	W, 3-0	N, Kajikawa Classic (ASU Invitational)
2/21/1985	Arizona State	L, 0-3	A
2/21/1985	Arizona State	L, 5-6	A
2/24/1985	Hawaii	W, 2-1	H
2/24/1985	Hawaii	W, 5-4	H
3/12/1985	Central Michigan	W, 4-1	N, Oklahoma Sooner Invitational (Norman, Okla.)
3/12/1985	Creighton	W, 4-3	N, Oklahoma Sooner Invitational (Norman, Okla.)
3/14/1985	New Mexico State	W, 7-0	N, Oklahoma Sooner Invitational (Norman, Okla.)
3/15/1985	Southern Illinois	W, 3-0	N, Oklahoma Sooner Invitational (Norman, Okla.)
3/15/1985	Oklahoma	W, 0-1	N, Oklahoma Sooner Invitational (Norman, Okla.)
3/16/1985	Arizona State	L, 2-3	N, Oklahoma Sooner Invitational (Norman, Okla.)
3/18/1985	Cal Poly Pomona	L, 0-8	N, Judi Garman Classic (CSFU Pony Invitational)
3/19/1985	Utah	L, 0-1	N, Judi Garman Classic (CSFU Pony Invitational)
3/20/1985	Long Beach State	W, 1-0	N, Judi Garman Classic (CSFU Pony Invitational)
3/29/1985	Long Beach State	L, 0-1	H
3/29/1985	Long Beach State	W, 3-2	H
4/4/1985	Arizona State	W, 1-0	H

4/4/1985	Arizona State	W, 4-0	H
4/6/1985	Stanford	W, 6-1	H
4/6/1985	Stanford	W, 3-1	H
4/12/1985	San Diego State	L, 1-6	A
4/12/1985	San Diego State	L, 0-2	A
4/13/1985	Cal State Fullerton	L, 0-11	A
4/13/1985	Cal State Fullerton	L, 2-8	A
4/15/1985	Northern Arizona	W, 4-2	H
4/15/1985	Northern Arizona	W, 13-1	H
4/25/1985	Nevada	W, 4-1	N, Tri Arc Invitational (Salt Lake City, Utah)
4/25/1985	California	L, 0-3	N, Tri Arc Invitational (Salt Lake City, Utah)
4/26/1985	Utah	L, 0-4	N, Tri Arc Invitational (Salt Lake City, Utah)
4/26/1985	Northern Arizona	W, 2-0	N, Tri Arc Invitational (Salt Lake City, Utah)
4/26/1985	Utah State	L, 0-1	N, Tri Arc Invitational (Salt Lake City, Utah)
5/4/1985	UCLA	L, 0-3	H
5/4/1985	UCLA	L, 0-1	H

3/6/1987	Iowa State	W, 4-3	N, Roadrunner Invitational (Las Cruces, N.M.)
3/7/1987	Wichita State	W, 8-0	N, Roadrunner Invitational (Las Cruces, N.M.)
3/7/1987	Central Michigan	W, 2-0	N, Roadrunner Invitational (Las Cruces, N.M.)
3/7/1987	Fresno State	W, 4-2	N, Roadrunner Invitational (Las Cruces, N.M.)
3/9/1987	Iowa State	W, 3-1	H
3/9/1987	Iowa State	W, 7-0	H
3/18/1987	New Mexico State	W, 6-0	A
3/18/1987	New Mexico State	W, 1-0	A
3/19/1987	Louisiana Tech	W, 2-1	N, Houston Classic (Houston, Texas)
3/19/1987	Oklahoma	W, 10-0	N, Houston Classic (Houston, Texas)
3/19/1987	Sam Houston State	W, 6-1	N, Houston Classic (Houston, Texas)
3/20/1987	Penn State	W, 9-0	N, Houston Classic (Houston, Texas)
3/20/1987	Iowa	W, 4-3	N, Houston Classic (Houston, Texas)
3/21/1987	Arizona State	L, 1-4	N, Houston Classic (Houston, Texas)
3/21/1987	Nebraska	L, 2-3	N, Houston Classic (Houston, Texas)
3/24/1987	Oregon	W, 8-0	H
3/24/1987	Oregon	W, 4-0	H
3/26/1987	Utah State	L, 1-6	N, Judi Garman Classic (CSFU Pony Invitational)
3/26/1987	Fresno State	W, 1-0	N, Judi Garman Classic (CSFU Pony Invitational)
3/27/1987	Minnesota	W, 8-4	N, Judi Garman Classic (CSFU Pony Invitational)
3/27/1987	Long Beach State	L, 0-2	N, Judi Garman Classic (CSFU Pony Invitational)
3/28/1987	San Diego State	W, 3-1	N, Judi Garman Classic (CSFU Pony Invitational)
3/28/1987	Texas A&M	W, 1-0	N, Judi Garman Classic (CSFU Pony Invitational)
3/29/1987	Fresno State	L, 1-2	N, Judi Garman Classic (CSFU Pony Invitational)
4/11/1987	Oregon State	W, 6-3	H
4/11/1987	Oregon State	W, 9-1	H
4/15/1987	California	L, 0-1	A
4/15/1987	California	W, 5-0	A
4/16/1987	San Francisco	W, 4-0	N, UOP Tournament (Stockton, Calif.)
4/16/1987	Pacific	L, 0-1	N, UOP Tournament (Stockton, Calif.)
4/17/1987	California	W, 6-1	N, UOP Tournament (Stockton, Calif.)
4/17/1987	Oregon State	W, 4-0	N, UOP Tournament (Stockton, Calif.)
4/18/1987	Oregon	W, 4-1	N, UOP Tournament (Stockton, Calif.)
4/18/1987	Oregon State	W, 4-1	N, UOP Tournament (Stockton, Calif.)
4/18/1987	Pacific	W, 4-0	N, UOP Tournament (Stockton, Calif.)
4/24/1987	Texas A&M	L, 3-9	N, SW Diamond Classic (Albuquerque, N.M.)
4/25/1987	New Mexico State	W, 10-1	N, SW Diamond Classic (Albuquerque, N.M.)
4/25/1987	Florida State	W, 3-2	N, SW Diamond Classic (Albuquerque, N.M.)
4/26/1987	New Mexico	W, 6-0	N, SW Diamond Classic (Albuquerque, N.M.)
4/26/1987	Florida State	W, 2-1	N, SW Diamond Classic (Albuquerque, N.M.)
4/30/1987	UCLA	0-1	A
4/30/1987	UCLA	W, 2-1	A
5/1/1987	Long Beach State	W, 3-4	A
5/1/1987	Long Beach State	1-2	A
5/6/1987	Arizona State	0-2	A
5/6/1987	Arizona State	6-7	A
5/15/1987	Arizona State	3-5	A, NCAA Regional (Tempe, Ariz.)
5/16/1987	Arizona State	0-5	A, NCAA Regional (Tempe, Ariz.)

1986 (27-13-1, 5-6-1 Pac-West)

Date	Opponent	Score (Innings)	Home/Away/Neutral
2/26/1986	Oregon State	W, 1-0	H
2/26/1986	Oregon State	W, 7-0	H
3/6/1986	Minnesota	W, 2-1	N, Roadrunner Invitational (Las Cruces, N.M.)
3/6/1986	Nebraska	W, 6-4	N, Roadrunner Invitational (Las Cruces, N.M.)
3/7/1986	New Mexico Highlands	W, 5-0	N, Roadrunner Invitational (Las Cruces, N.M.)
3/7/1986	Utah State	L, 3-4	N, Roadrunner Invitational (Las Cruces, N.M.)
3/7/1986	Northeast Louisiana	W, 2-0	N, Roadrunner Invitational (Las Cruces, N.M.)
3/8/1986	Oklahoma	L, 0-1	N, Roadrunner Invitational (Las Cruces, N.M.)
3/14/1986	Mesa College	W, 2-0	H
3/14/1986	Mesa College	W, 8-0	H
3/18/1986	Colorado State	W, 2-1	H
3/18/1986	Colorado State	W, 1-0	H
3/20/1986	Oregon State	W, 1-0	N, Judi Garman Classic (CSFU Pony Invitational)
3/20/1986	Michigan	W, 1-0	N, Judi Garman Classic (CSFU Pony Invitational)
3/21/1986	Adelphi	W, 1-2	N, Judi Garman Classic (CSFU Pony Invitational)
3/22/1986	Cal State Fullerton	L, 0-4	N, Judi Garman Classic (CSFU Pony Invitational)
3/22/1986	Texas A&M	L, 0-6	N, Judi Garman Classic (CSFU Pony Invitational)
3/23/1986	Arizona State	L, 2-6	N, Judi Garman Classic (CSFU Pony Invitational)
3/25/1986	Utah	W, 7-0	H
3/25/1986	Utah	W, 2-1	H
4/2/1986	Arizona State	L, 4-9	H
4/2/1986	Arizona State	T, 0-0	H
4/5/1986	UCLA	W, 2-1	A
4/7/1986	New Mexico State	W, 8-0	H
4/7/1986	New Mexico State	W, 7-0	H
4/15/1986	UCLA	W, 2-0	A
4/16/1986	Stanford	W, 1-0 (9)	A
4/16/1986	Stanford	L, 1-2	A
4/17/1986	Oregon	W, 6-0	N, UOP Tournament (Libby Mason Invitational)
4/18/1986	UC Santa Barbara	W, 4-0	N, UOP Tournament (Libby Mason Invitational)
4/18/1986	Pacific	L, 1-3	N, UOP Tournament (Libby Mason Invitational)
4/19/1986	California	W, 4-3	N, UOP Tournament (Libby Mason Invitational)
4/19/1986	San Francisco	W, 1-0	N, UOP Tournament (Libby Mason Invitational)
4/19/1986	Pacific	W, 1-0	N, UOP Tournament (Libby Mason Invitational)
4/20/1986	California	W, 8-1	N, UOP Tournament (Libby Mason Invitational)
4/23/1986	Arizona State	L, 1-4	A
4/23/1986	Arizona State	L, 2-6	A
5/2/1986	UCLA	L, 0-5	H
5/2/1986	UCLA	L, 0-4	H
5/3/1986	Stanford	W, 5-0	H
5/3/1986	Stanford	W, 6-0	H

1987 (42-18, 6-4 Pac-West)

Date	Opponent	Score (Innings)	Home/Away/Neutral
2/19/1987	San Francisco	W, 12-1	H, Arizona Classic (Tucson, Ariz.)
2/19/1987	New Mexico State	W, 8-0	H, Arizona Classic (Tucson, Ariz.)
2/20/1987	Texas - Arlington	W, 13-0	H, Arizona Classic (Tucson, Ariz.)
2/20/1987	UC Santa Barbara	W, 4-1	H, Arizona Classic (Tucson, Ariz.)
2/20/1987	Cal State Fullerton	L, 1-4	H, Arizona Classic (Tucson, Ariz.)
2/21/1987	Nevada	W, 7-1	H, Arizona Classic (Tucson, Ariz.)
2/21/1987	Arizona State	W, 3-10	H, Arizona Classic (Tucson, Ariz.)
2/28/1987	Cal Poly Pomona	W, 3-1	N
3/4/1987	Nebraska	L, 0-1	N
3/5/1987	Western Michigan	W, 3-0	N, Roadrunner Invitational (Las Cruces, N.M.)
3/5/1987	Wichita State	W, 6-1	N, Roadrunner Invitational (Las Cruces, N.M.)
3/6/1987	Metro	W, 15-2	N, Roadrunner Invitational (Las Cruces, N.M.)

1988 (54-18, 15-5 Pac-10)

Date	Opponent	Score (Innings)	Home/Away/Neutral
2/18/1988	California	W, 3-2	H
2/18/1988	California	W, 7-0	H
2/19/1988	Cal State Northridge	W, 9-1	H, Wildcat Invitational (Tucson, Ariz.)
2/20/1988	Oregon	W, 6-0	H, Wildcat Invitational (Tucson, Ariz.)
2/20/1988	Cal State Fullerton	W, 2-1	H, Wildcat Invitational (Tucson, Ariz.)
2/20/1988	Kansas	W, 3-2	H, Wildcat Invitational (Tucson, Ariz.)
2/21/1988	Bowling Green	W, 3-0	H, Wildcat Invitational (Tucson, Ariz.)
2/21/1988	Oregon	W, 6-3	H, Wildcat Invitational (Tucson, Ariz.)
2/21/1988	Cal State Fullerton	L, 0-1	H, Wildcat Invitational (Tucson, Ariz.)
2/23/1988	U.S. International	W, 5-0	H
2/23/1988	U.S. International	W, 3-1	H
2/25/1988	Minnesota	W, 4-0	N, Kajikawa Classic (ASU Invitational)
2/25/1988	Arizona State	W, 3-1	N, Kajikawa Classic (ASU Invitational)
2/26/1988	Cal Poly Pomona	L, 3-4	N, Kajikawa Classic (ASU Invitational)
2/26/1988	U.S. International	W, 1-0	N, Kajikawa Classic (ASU Invitational)
2/27/1988	Utah State	W, 3-2	N, Kajikawa Classic (ASU Invitational)
3/1/1988	Utah State	L, 2-3	H
3/1/1988	Utah State	L, 3-6	H
3/3/1988	Utah	W, 2-0	N, Roadrunner Invitational (Las Cruces, N.M.)
3/3/1988	Northeast Louisiana	L, 1-2	N, Roadrunner Invitational (Las Cruces, N.M.)
3/3/1988	Minnesota	L, 1-3	N, Roadrunner Invitational (Las Cruces, N.M.)
3/4/1988	Hawaii	W, 2-0	N, Roadrunner Invitational (Las Cruces, N.M.)
3/4/1988	Fresno State	W, 2-0	N, Roadrunner Invitational (Las Cruces, N.M.)
3/5/1988	Wichita State	W, 5-0	N, Roadrunner Invitational (Las Cruces, N.M.)

Year-by-Year

3/5/1988	Toledo	W, 9-2	N, Roadrunner Invitational (Las Cruces, N.M.)
3/5/1988	Oklahoma	W, 11-2	N, Roadrunner Invitational (Las Cruces, N.M.)
3/11/1988	Oregon	W, 4-0	A
3/11/1988	Oregon	L, 0-3	A
3/12/1988	Oregon State	W, 1-0	A
3/12/1988	Oregon State	W, 2-0	A
3/15/1988	Arizona State	W, 5-1	H
3/15/1988	Arizona State	W, 6-1	H
3/24/1988	San Francisco	W, 1-0	N, Judi Garman Classic (CSFU Pony Invitational)
3/24/1988	Toledo	W, 6-0	N, Judi Garman Classic (CSFU Pony Invitational)
3/25/1988	Cal Poly Pomona	L, 1-4	N, Judi Garman Classic (CSFU Pony Invitational)
3/25/1988	Long Beach State	L, 0-7	N, Judi Garman Classic (CSFU Pony Invitational)
3/26/1988	Oregon	W, 6-0	N, Judi Garman Classic (CSFU Pony Invitational)
3/26/1988	U.S. International	W, 7-0	N, Judi Garman Classic (CSFU Pony Invitational)
3/27/1988	Fresno State	W, 3-0	N, Judi Garman Classic (CSFU Pony Invitational)
4/2/1988	New Mexico State	W, 6-0	H
4/2/1988	New Mexico State	W, 3-1	H
4/4/1988	UCLA	L, 0-1	H
4/4/1988	UCLA	W, 1-0	H
4/9/1988	California	W, 3-2	A
4/9/1988	California	L, 0-4	A
4/15/1988	Oregon	W, 5-4	H
4/18/1988	Oregon State	W, 4-0	H
4/18/1988	Oregon State	W, 4-0	H
4/19/1988	Arizona State	W, 1-0	A
4/19/1988	Arizona State	W, 11-1	A
4/25/1988	UCLA	L, 0-1	A
4/25/1988	UCLA	L, 0-2	A
4/28/1988	Texas A&M	W, 1-0	N, Utah/Utah State Classic (Logan, Utah)
4/28/1988	Utah State	W, 1-0	N, Utah/Utah State Classic (Logan, Utah)
4/29/1988	Southern Utah	W, 1-0	N, Utah/Utah State Classic (Logan, Utah)
4/29/1988	Utah	L, 0-1	N, Utah/Utah State Classic (Logan, Utah)
4/30/1988	Utah State	W, 3-1	N, Utah/Utah State Classic (Logan, Utah)
4/30/1988	Texas A&M	W, 1-0	N, Utah/Utah State Classic (Logan, Utah)
5/7/1988	U.S. International	L, 0-1	A
5/7/1988	U.S. International	W, 2-1	A
5/20/1988	Minnesota	W, 5-0	H, NCAA Regional (Tucson, Ariz.)
5/20/1988	South Carolina	L, 0-1	H, NCAA Regional (Tucson, Ariz.)
5/21/1988	South Carolina	W, 1-0	H, NCAA Regional (Tucson, Ariz.)
5/21/1988	South Carolina	W, 4-3	H, NCAA Regional (Tucson, Ariz.)
5/26/1988	Adelphi	W, 1-0	H, NCAA Regional (Tucson, Ariz.)
5/27/1988	Cal Poly Pomona	W, 4-1	N, Women's College World Series (San Jose, Calif.)
5/28/1988	UCLA	L, 0-5	N, Women's College World Series (San Jose, Calif.)
5/28/1988	Fresno State	L, 0-4	N, Women's College World Series (San Jose, Calif.)

1989 (48-19, 11-9 Pac-10)

Date	Opponent	Score (Innings)	Home/Away/Neutral
2/14/1989	Oregon	L, 3-5	H
2/14/1989	Oregon	L, 1-2	H
2/16/1989	Toledo	L, 4-1	H, Arizona Classic (Tucson, Ariz.)
2/16/1989	Nebraska	W, 7-0	H, Arizona Classic (Tucson, Ariz.)
2/17/1989	Cal State Fullerton	L, 1-3	H, Arizona Classic (Tucson, Ariz.)
2/17/1989	U.S. International	W, 4-0	H, Arizona Classic (Tucson, Ariz.)
2/17/1989	Northwestern	W, 3-2	H, Arizona Classic (Tucson, Ariz.)
2/18/1989	Hawaii	W, 5-0	H, Arizona Classic (Tucson, Ariz.)
2/19/1989	Northwestern	W, 3-0	H, Arizona Classic (Tucson, Ariz.)
2/19/1989	Long Beach State	W, 4-3	H, Arizona Classic (Tucson, Ariz.)
2/19/1989	Oregon	L, 3-5	H, Arizona Classic (Tucson, Ariz.)
2/22/1989	Utah State	L, 1-2	H
2/22/1989	Cal Poly Pomona	W, 6-2	H
2/27/1989	Penn State	W, 10-3	H
2/27/1989	Penn State	W, 4-0	H
3/2/1989	Wichita State	W, 5-0	N, Roadrunner Invitational (Las Cruces, N.M.)
3/2/1989	Nebraska	W, 3-1	N, Roadrunner Invitational (Las Cruces, N.M.)
3/2/1989	New Mexico	W, 1-0	N, Roadrunner Invitational (Las Cruces, N.M.)
3/3/1989	Michigan	W, 3-1	N, Roadrunner Invitational (Las Cruces, N.M.)
3/3/1989	Oklahoma State	L, 0-10	N, Roadrunner Invitational (Las Cruces, N.M.)
3/3/1989	Nicholls State	W, 8-2	N, Roadrunner Invitational (Las Cruces, N.M.)
3/4/1989	Northeast Louisiana	W, 11-3	N, Roadrunner Invitational (Las Cruces, N.M.)
3/11/1989	UCLA	L, 1-2	A
3/11/1989	UCLA	L, 2-6	A
3/17/1989	Central Michigan	W, 4-0	N, National Invitational (San Jose, Calif.)
3/17/1989	San Jose State	W, 4-1	N, National Invitational (San Jose, Calif.)
3/17/1989	Kansas	W, 1-0	N, National Invitational (San Jose, Calif.)
3/18/1989	Massachusetts	W, 4-0	N, National Invitational (San Jose, Calif.)

Arizona Softball

3/18/1989	Arizona State	W, 1-0	N, National Invitational (San Jose, Calif.)
3/19/1989	Michigan	L, 0-1	N, National Invitational (San Jose, Calif.)
3/23/1989	U.S. International	W, 5-4	N, Judi Garman Classic (CSFU Pony Invitational)
3/23/1989	Long Beach State	W, 1-0	N, Judi Garman Classic (CSFU Pony Invitational)
3/24/1989	Oklahoma State	L, 1-2	N, Judi Garman Classic (CSFU Pony Invitational)
3/24/1989	Oregon	W, 3-2	N, Judi Garman Classic (CSFU Pony Invitational)
3/26/1989	Cal State Fullerton	W, 4-1	N, Judi Garman Classic (CSFU Pony Invitational)
3/26/1989	Long Beach State	W, 1-0	N, Judi Garman Classic (CSFU Pony Invitational)
3/26/1989	Oklahoma State	L, 3-4	N, Judi Garman Classic (CSFU Pony Invitational)
3/29/1989	Arizona State	L, 0-1	A
3/29/1989	Arizona State	W, 3-0	A
4/1/1989	Oregon State	W, 2-0	H
4/1/1989	Oregon State	W, 3-0	H
4/14/1989	Oregon State	W, 9-0	A
4/14/1989	Oregon State	L, 0-1	A
4/15/1989	Oregon	L, 3-4	A
4/15/1989	Oregon	W, 3-0	A
4/19/1989	Arizona State	L, 3-6	H
4/19/1989	Arizona State	W, 4-0	H
4/22/1989	UCLA	L, 2-4	H
4/22/1989	UCLA	W, 2-1	H
4/23/1989	California	W, 1-0	H
4/23/1989	California	W, 3-2	H
4/27/1989	Colorado State	W, 4-0	N, Utah/Utah State Classic (Logan, Utah)
4/27/1989	Utah State	W, 4-0	N, Utah/Utah State Classic (Logan, Utah)
4/28/1989	Utah	W, 5-4	N, Utah/Utah State Classic (Logan, Utah)
4/28/1989	Ohio State	W, 2-0	N, Utah/Utah State Classic (Logan, Utah)
4/29/1989	Colorado State	W, 7-1	N, Utah/Utah State Classic (Logan, Utah)
4/29/1989	Southern Utah	W, 2-0	N, Utah/Utah State Classic (Logan, Utah)
4/29/1989	Utah	W, 4-3	N, Utah/Utah State Classic (Logan, Utah)
5/6/1989	California	W, 3-2	A
5/6/1989	California	W, 1-0	A
5/19/1989	Utah State	W, 8-3	N, NCAA Regional (Tempe, Ariz.)
5/19/1989	Arizona State	W, 3-2	A, NCAA Regional (Tempe, Ariz.)
5/20/1989	Arizona State	W, 4-0	A, NCAA Regional (Tempe, Ariz.)
5/25/1989	Fresno State	W, 12-0	N, Women's College World Series (San Jose, Calif.)
5/26/1989	Oklahoma State	L, 0-4	N, Women's College World Series (San Jose, Calif.)
5/27/1989	Oregon	W, 4-0	N, Women's College World Series (San Jose, Calif.)
5/27/1989	UCLA	L, 0-3	N, Women's College World Series (San Jose, Calif.)

1990 (49-17, 12-6 Pac-10)

Date	Opponent	Score (Innings)	Home/Away/Neutral
2/10/1990	U.S. International	W, 1-0	A
2/10/1990	U.S. International	L, 1-4	A
2/13/1990	Oregon	W, 4-1	H
2/13/1990	Oregon	W, 8-2	H
2/15/1990	Oklahoma	W, 8-0	H, Arizona Classic (Tucson, Ariz.)
2/15/1990	Utah	W, 7-4	H, Arizona Classic (Tucson, Ariz.)
2/16/1990	Kansas	W, 4-0	H, Arizona Classic (Tucson, Ariz.)
2/16/1990	Cal State Fullerton	W, 1-0	H, Arizona Classic (Tucson, Ariz.)
2/17/1990	New Mexico State	L, 0-1	H, Arizona Classic (Tucson, Ariz.)
2/17/1990	Toledo	L, 0-2	H, Arizona Classic (Tucson, Ariz.)
2/17/1990	Ohio State	W, 3-0	H, Arizona Classic (Tucson, Ariz.)
2/18/1990	New Mexico State	W, 4-0	H, Arizona Classic (Tucson, Ariz.)
2/18/1990	Oregon	L, 1-2	H, Arizona Classic (Tucson, Ariz.)
2/23/1990	Iowa State	W, 2-1	N, Kajikawa Classic (ASU Invitational)
2/23/1990	Creighton	W, 3-0	N, Kajikawa Classic (ASU Invitational)
2/24/1990	Illinois State	W, 3-0	N, Kajikawa Classic (ASU Invitational)
2/24/1990	UC Santa Barbara	W, 3-0	N, Kajikawa Classic (ASU Invitational)
2/25/1990	Cal Poly Pomona	W, 3-1	N, Kajikawa Classic (ASU Invitational)
2/25/1990	Penn State	L, 1-2	N, Kajikawa Classic (ASU Invitational)
2/26/1990	Penn State	W, 8-2	H
2/26/1990	Penn State	W, 11-0	H
3/1/1990	New Mexico	W, 4-3	N, Roadrunner Invitational (Las Cruces, N.M.)
3/1/1990	Fresno State	W, 6-1	N, Roadrunner Invitational (Las Cruces, N.M.)
3/2/1990	Colorado State	W, 6-1	N, Roadrunner Invitational (Las Cruces, N.M.)
3/2/1990	Minnesota	W, 10-2	N, Roadrunner Invitational (Las Cruces, N.M.)
3/3/1990	Minnesota	W, 7-2	N, Roadrunner Invitational (Las Cruces, N.M.)
3/3/1990	Arizona State	W, 7-1	N, Roadrunner Invitational (Las Cruces, N.M.)
3/3/1990	Fresno State	W, 3-2	N, Roadrunner Invitational (Las Cruces, N.M.)
3/22/1990	Minnesota	W, 5-4	N, Roadrunner Invitational (Las Cruces, N.M.)
3/22/1990	Cal State Northridge	L, 0-1	N, Judi Garman Classic (CSFU Pony Invitational)
3/23/1990	Toledo	W, 8-0	N, Judi Garman Classic (CSFU Pony Invitational)
3/23/1990	Rutgers	W, 3-0	N, Judi Garman Classic (CSFU Pony Invitational)
3/24/1990	Utah	W, 1-0	N, Judi Garman Classic (CSFU Pony Invitational)

3/25/1990	Cal State Fullerton	W, 2-0	N, Judi Garman Classic (CSFU Pony Invitational)	4/4/1991	California	L, 0-1 (10)	A
3/25/1990	Fresno State	L, 0-1	N, Judi Garman Classic (CSFU Pony Invitational)	4/4/1991	California	W, 4-0	A
3/28/1990	Arizona State	L, 3-5	A	4/5/1991	Saint Mary's	W, 11-0 (5)	A
3/28/1990	Arizona State	W, 6-3	A	4/5/1991	Saint Mary's	W, 5-0	A
3/30/1990	Oregon State	W, 18-0	H	4/6/1991	UCLA	L, 0-3	A
3/30/1990	Oregon State	W, 6-0	H	4/6/1991	UCLA	L, 0-5	A
4/3/1990	New Mexico State	W, 6-0	A	4/9/1991	New Mexico State	W, 2-0	H
4/3/1990	New Mexico State	W, 4-0	A	4/9/1991	New Mexico State	W, 7-2	H
4/11/1990	U.S. International	W, 5-0	H	4/12/1991	Oregon State	W, 9-2	H
4/11/1990	U.S. International	W, 4-0	H	4/12/1991	Oregon State	W, 2-1	H
4/13/1990	Oregon State	W, 10-0	A	4/13/1991	Oregon	W, 3-2	H
4/13/1990	Oregon State	W, 3-0	A	4/13/1991	Oregon	W, 5-0	H
4/14/1990	Oregon	W, 3-0	A	4/17/1991	Arizona State	W, 3-2 (10)	H
4/14/1990	Oregon	W, 3-0	A	4/17/1991	Arizona State	L, 0-5	H
4/18/1990	UCLA	L, 0-5	A	4/19/1991	Cal State Northridge	W, 5-0	H
4/18/1990	UCLA	L, 0-2	A	4/19/1991	Cal State Northridge	L, 0-1	H
4/21/1990	California	W, 2-0	H	4/20/1991	California	L, 1-3	H
4/21/1990	California	W, 9-0	H	4/20/1991	California	L, 0-1	H
4/25/1990	Arizona State	L, 0-1	H	4/23/1991	Arizona State	L, 1-2	A
4/25/1990	Arizona State	L, 0-1	H	4/23/1991	Arizona State	L, 0-3	A
4/27/1990	New Mexico	W, 5-0	N, SW Diamond Classic (Albuquerque, N.M.)	4/26/1991	Oregon State	W, 10-0 (5)	H
4/27/1990	New Mexico	L, 1-2	N, SW Diamond Classic (Albuquerque, N.M.)	4/26/1991	Oregon State	W, 1-0	H
4/28/1990	Utah	W, 2-0	N, SW Diamond Classic (Albuquerque, N.M.)	4/27/1991	Oregon	W, 9-0 (5)	H
4/28/1990	Utah	W, 5-3	N, SW Diamond Classic (Albuquerque, N.M.)	4/27/1991	Oregon	W, 8-2	H
4/29/1990	Louisiana Tech	W, 3-2	N, SW Diamond Classic (Albuquerque, N.M.)	5/5/1991	UCLA	L, 1-2	H
4/29/1990	Louisiana Tech	W, 2-0	N, SW Diamond Classic (Albuquerque, N.M.)	5/5/1991	UCLA	L, 1-0	H
5/5/1990	UCLA	W, 3-2	H	5/17/1991	Arizona State	W, 4-2	A, NCAA Regional (Tempe, Ariz.)
5/5/1990	UCLA	L, 2-3	H	5/18/1991	Arizona State	W, 4-0	A, NCAA Regional (Tempe, Ariz.)
5/18/1990	Arizona State	L, 0-1	H, NCAA Regional (Tucson, Ariz.)	5/23/1991	UNLV	W, 1-0 (13)	N, Women's College World Series (Oklahoma City)
5/19/1990	Arizona State	W, 1-0	H, NCAA Regional (Tucson, Ariz.)	5/24/1991	UCLA	W, 1-0 (9)	N, Women's College World Series (Oklahoma City)
5/19/1990	Arizona State	W, 9-5	H, NCAA Regional (Tucson, Ariz.)	5/25/1991	Long Beach State	W, 1-0 (8)	N, Women's College World Series (Oklahoma City)
5/24/1990	Oklahoma State	L, 0-3	N, Women's College World Series (Oklahoma City)	5/25/1991	Fresno State	L, 0-1	N, Women's College World Series (Oklahoma City)
5/25/1990	Fresno State	L, 0-1	N, Women's College World Series (Oklahoma City)	5/26/1991	UCLA	W, 5-1	N, Women's College World Series (Oklahoma City)

1991 (56-16, 11-9 Pac-10)

Date	Opponent	Score (Innings)	Home/Away/Neutral
2/8/1991	Utah State	W, 1-0	H
2/8/1991	Utah State	L, 0-2	H
2/9/1991	Illinois - Chicago	W, 7-0	H
2/9/1991	Illinois - Chicago	W, 6-0	H
2/14/1991	Pacific	W, 8-0 (5)	H, Arizona Classic (Tucson, Ariz.)
2/14/1991	Sacramento State	W, 2-0	H, Arizona Classic (Tucson, Ariz.)
2/15/1991	Texas - Arlington	W, 3-1	H, Arizona Classic (Tucson, Ariz.)
2/15/1991	New Mexico State	W, 8-0 (5)	H, Arizona Classic (Tucson, Ariz.)
2/16/1991	California	W, 4-0	H, Arizona Classic (Tucson, Ariz.)
2/16/1991	Florida State	W, 8-0 (5)	H, Arizona Classic (Tucson, Ariz.)
2/16/1991	Ohio State	L, 0-1 (8)	H, Arizona Classic (Tucson, Ariz.)
2/22/1991	Iowa	W, 9-2	N, Kajikawa Classic (ASU Invitational)
2/22/1991	UNLV	W, 1-0	N, Kajikawa Classic (ASU Invitational)
2/23/1991	Illinois State	W, 3-2	N, Kajikawa Classic (ASU Invitational)
2/24/1991	Cal Poly Pomona	W, 5-0	N, Kajikawa Classic (ASU Invitational)
2/24/1991	UC Santa Barbara	W, 8-0 (5)	N, Kajikawa Classic (ASU Invitational)
2/24/1991	Colorado State	W, 4-0	N, Kajikawa Classic (ASU Invitational)
3/1/1991	Michigan	W, 11-0 (6)	N, Roadrunner Invitational (Las Cruces, N.M.)
3/1/1991	Toledo	W, 4-0	N, Roadrunner Invitational (Las Cruces, N.M.)
3/1/1991	Wichita State	W, 10-0 (5)	N, Roadrunner Invitational (Las Cruces, N.M.)
3/2/1991	Colorado State	W, 4-2	N, Roadrunner Invitational (Las Cruces, N.M.)
3/2/1991	Eastern Michigan	W, 9-2	N, Roadrunner Invitational (Las Cruces, N.M.)
3/2/1991	Fresno State	W, 2-1	N, Roadrunner Invitational (Las Cruces, N.M.)
3/2/1991	Oklahoma State	L, 0-1 (8)	N, Roadrunner Invitational (Las Cruces, N.M.)
3/8/1991	Western New Mexico	W, 9-0 (5)	H
3/8/1991	Western New Mexico	W, 8-0 (6)	H
3/9/1991	Utah	W, 3-1	H
3/9/1991	Utah	W, 8-3	H
3/12/1991	Texas A&M	L, 1-2	H
3/12/1991	Texas A&M	W, 5-2 (8)	H
3/14/1991	North Carolina	W, 3-2 (8)	N, Houston Classic (Houston, Texas)
3/14/1991	Southwest Texas State	W, 13-2 (5)	N, Houston Classic (Houston, Texas)
3/15/1991	Kansas	W, 3-2 (12)	N, Houston Classic (Houston, Texas)
3/21/1991	Cal Poly Pomona	W, 1-0 (8)	N, Judi Garman Classic (CSFU Pony Invitational)
3/22/1991	Colorado State	W, 2-0	N, Judi Garman Classic (CSFU Pony Invitational)
3/22/1991	Akron	W, 1-0 (9)	N, Judi Garman Classic (CSFU Pony Invitational)
3/22/1991	Oregon State	W, 2-0	N, Judi Garman Classic (CSFU Pony Invitational)
3/23/1991	Oklahoma State	W, 2-1	N, Judi Garman Classic (CSFU Pony Invitational)
3/24/1991	UNLV	L, 0-2	N, Judi Garman Classic (CSFU Pony Invitational)

1992 (58-7, 16-2 Pac-10)

Date	Opponent	Score (Innings)	Home/Away/Neutral
2/8/1992	Western New Mexico	W, 2-0	H
2/8/1992	Western New Mexico	W, 8-0	H
2/9/1992	Illinois - Chicago	W, 2-0	H
2/9/1992	Illinois - Chicago	W, 12-0 (5)	H
2/12/1992	Ohio State	W, 1-0	H, Arizona Classic (Tucson, Ariz.)
2/14/1992	New Mexico State	W, 3-0	H, Arizona Classic (Tucson, Ariz.)
2/14/1992	Pacific	W, 2-0	H, Arizona Classic (Tucson, Ariz.)
2/14/1992	Cal State Fullerton	W, 6-2	H, Arizona Classic (Tucson, Ariz.)
2/15/1992	Minnesota	W, 4-0	H, Arizona Classic (Tucson, Ariz.)
2/15/1992	Texas A&M	W, 4-1	H, Arizona Classic (Tucson, Ariz.)
2/16/1992	Long Beach State	W, 3-2	H, Arizona Classic (Tucson, Ariz.)
2/20/1992	Colorado State	W, 1-0 (8)	H
2/20/1992	Colorado State	W, 1-0	H
2/21/1992	Iowa	W, 6-1	N, Kajikawa Classic (Coca Cola Classic)
2/22/1992	UNLV	W, 1-0 (8)	N, Kajikawa Classic (Coca Cola Classic)
2/22/1992	Oklahoma State	W, 4-3	N, Kajikawa Classic (Coca Cola Classic)
2/23/1992	Northwestern	W, 2-0	N, Kajikawa Classic (Coca Cola Classic)
3/5/1992	San Diego State	W, 10-0 (5)	N, Roadrunner Invitational (Las Cruces, N.M.)
3/5/1992	New Mexico	W, 12-0 (6)	N, Roadrunner Invitational (Las Cruces, N.M.)
3/6/1992	Western Michigan	W, 3-0	N, Roadrunner Invitational (Las Cruces, N.M.)
3/6/1992	Northwestern	W, 11-0 (5)	N, Roadrunner Invitational (Las Cruces, N.M.)
3/6/1992	Utah	W, 8-0	N, Roadrunner Invitational (Las Cruces, N.M.)
3/7/1992	Creighton	W, 8-0 (5)	N, Roadrunner Invitational (Las Cruces, N.M.)
3/7/1992	New Mexico State	W, 6-2	N, Roadrunner Invitational (Las Cruces, N.M.)
3/7/1992	Fresno State	L, 1-2	N, Roadrunner Invitational (Las Cruces, N.M.)
3/10/1992	New Mexico	W, 5-0	H
3/10/1992	New Mexico	W, 5-3	H
3/13/1992	Arizona State	W, 1-0	H
3/13/1992	Arizona State	W, 1-0	H
3/26/1992	Minnesota	W, 4-0	N, Judi Garman Classic (CSFU Pony Invitational)
3/26/1992	Oklahoma State	L, 0-1	N, Judi Garman Classic (CSFU Pony Invitational)
3/27/1992	Cal Poly Pomona	W, 1-0	N, Judi Garman Classic (CSFU Pony Invitational)
3/28/1992	Florida State	W, 2-0	N, Judi Garman Classic (CSFU Pony Invitational)
3/28/1992	UNLV	W, 1-0	N, Judi Garman Classic (CSFU Pony Invitational)
3/29/1992	Cal Poly Pomona	W, 2-1	N, Judi Garman Classic (CSFU Pony Invitational)
3/29/1992	Cal State Fullerton	L, 1-2	N, Judi Garman Classic (CSFU Pony Invitational)
4/4/1992	California	W, 3-1	H
4/4/1992	California	W, 2-1 (13)	H
4/5/1992	New Mexico State	W, 5-1	H

Year-by-Year

Arizona Softball

4/5/1992	New Mexico State	W, 3-1	H
4/7/1992	UCLA	W, 1-0	A
4/7/1992	UCLA	L, 0-1	A
4/8/1992	Cal State Northridge	W, 6-1	A
4/8/1992	Cal State Northridge	W, 2-1	A
4/11/1992	Oregon State	W, 8-0	H
4/11/1992	Oregon State	W, 10-0 (6)	H
4/12/1992	Oregon	W, 6-0	H
4/12/1992	Oregon	W, 3-2	H
4/17/1992	Southern Utah	W, 11-0 (5)	N
4/17/1992	Southern Utah	W, 13-0 (6)	N
4/22/1992	Arizona State	W, 6-0	A
4/22/1992	Arizona State	W, 4-1	A
4/24/1992	Oregon State	W, 3-0	A
4/24/1992	Oregon State	W, 6-0	A
4/25/1992	Oregon	W, 6-0	A
4/25/1992	Oregon	W, 1-0	A
5/2/1992	UCLA	L, 0-1	H
5/9/1992	UCLA	W, 7-0	H
5/16/1992	Michigan	W, 1-0	H, NCAA Regional (Tucson, Ariz.)
5/17/1992	Michigan	W, 8-0	H, NCAA Regional (Tucson, Ariz.)
5/22/1992	Long Beach State	L, 0-1	N, Women's College World Series (Oklahoma City)
5/23/1992	Kansas	W, 1-0 (17)	N, Women's College World Series (Oklahoma City)
5/23/1992	California	W, 2-1	N, Women's College World Series (Oklahoma City)
5/24/1992	Fresno State	W, 1-0	N, Women's College World Series (Oklahoma City)
5/25/1992	UCLA	L, 0-2	N, Women's College World Series (Oklahoma City)

1993 (44-8, 15-3 Pac-10)

Date	Opponent	Score (Innings)	Home/Away/Neutral
2/13/1993	Texas-San Antonio	W, 10-0 (5)	H
2/13/1993	Texas-San Antonio	W, 14-0 (5)	H
2/19/1993	Fresno State	W, 1-0	N, Kajikawa Classic (Coca Cola Classic)
2/20/1993	Cal Poly Pomona	W, 13-6	N, Kajikawa Classic (Coca Cola Classic)
2/20/1993	Oklahoma State	W, 7-0 (5)	N, Kajikawa Classic (Coca Cola Classic)
2/21/1993	UNLV	W, 4-2	N, Kajikawa Classic (Coca Cola Classic)
2/23/1993	Michigan	W, 4-1	H
2/23/1993	Michigan	W, 12-0 (5)	H
3/3/1993	Washington	W, 11-2	H, Arizona Classic (Tucson, Ariz.)
3/3/1993	Washington	W, 10-0 (5)	H, Arizona Classic (Tucson, Ariz.)
3/4/1993	Northwestern	W, 13-2 (5)	H, Arizona Classic (Tucson, Ariz.)
3/4/1993	Fresno State	W, 8-4	H, Arizona Classic (Tucson, Ariz.)
3/5/1993	Minnesota	W, 2-1	H, Arizona Classic (Tucson, Ariz.)
3/5/1993	Washington	W, 7-4	H, Arizona Classic (Tucson, Ariz.)
3/6/1993	Ohio State	W, 17-2 (5)	H, Arizona Classic (Tucson, Ariz.)
3/6/1993	Northwestern	W, 13-0 (5)	H, Arizona Classic (Tucson, Ariz.)
3/7/1993	Washington	W, 3-2	H, Arizona Classic (Tucson, Ariz.)
3/7/1993	Fresno State	W, 5-1	H, Arizona Classic (Tucson, Ariz.)
3/10/1993	New Mexico State	W, 10-0 (6)	H
3/10/1993	New Mexico State	W, 12-0 (6)	H
3/12/1993	Northern Illinois	W, 4-0	H
3/12/1993	Northern Illinois	L, 3-9	H
3/17/1993	Fresno State	W, 2-0	A
3/17/1993	Fresno State	L, 4-6	A
3/25/1993	Texas A&M	W, 2-1	N, Judi Garman Classic (CSFU Pony Invitational)
3/25/1993	Ohio State	W, 8-0 (6)	N, Judi Garman Classic (CSFU Pony Invitational)
3/26/1993	Cal State Northridge	L, 1-2	N, Judi Garman Classic (CSFU Pony Invitational)
3/26/1993	Cal State Fullerton	W, 5-4 (8)	N, Judi Garman Classic (CSFU Pony Invitational)
3/27/1993	Oklahoma State	L, 0-6	N, Judi Garman Classic (CSFU Pony Invitational)
4/4/1993	UCLA	W, 2-0	H
4/4/1993	UCLA	L, 1-5	H
4/7/1993	Arizona State	W, 10-0	A
4/7/1993	Arizona State	W, 7-1	A
4/18/1993	California	W, 1-0 (8)	H
4/18/1993	California	W, 3-2	H
4/21/1993	Arizona State	W, 3-1 (8)	H
4/21/1993	Arizona State	W, 5-2	H
4/25/1993	UCLA	L, 0-1	A
4/25/1993	UCLA	W, 5-6	A
5/1/1993	Oregon	W, 3-0	H
5/1/1993	Oregon	W, 9-0	H
5/2/1993	Oregon State	W, 10-0	H
5/2/1993	Oregon State	W, 12-2	H
5/4/1993	Washington	W, 2-0	A
5/4/1993	Washington	W, 7-4	A
5/21/1993	Arizona State	W, 1-0	H, NCAA Regional (Tucson, Ariz.)
5/22/1993	Arizona State	W, 7-2	H, NCAA Regional (Tucson, Ariz.)

5/28/1993	Long Beach State	W, 6-0	N, Women's College World Series (Oklahoma City)
5/29/1993	Southwestern Louisiana	W, 2-1 (10)	N, Women's College World Series (Oklahoma City)
5/30/1993	Oklahoma State	W, 1-0 (9)	N, Women's College World Series (Oklahoma City)
5/30/1993	Southwestern Louisiana	L, 0-1	N, Women's College World Series (Oklahoma City)
5/31/1993	UCLA	W, 1-0	N, Women's College World Series (Oklahoma City)

1994 (64-3, 23-1 Pac-10)

Date	Opponent	Score (Innings)	Home/Away/Neutral
2/11/1994	Texas A&M	W, 14-0 (5)	H
2/12/1994	New Mexico State	W, 10-0 (5)	H, Hillenbrand Invitational (Tucson, Ariz.)
2/12/1994	Texas A&M	W, 2-1 (9)	H, Hillenbrand Invitational (Tucson, Ariz.)
2/13/1994	Texas A&M	W, 8-0	H, Hillenbrand Invitational (Tucson, Ariz.)
2/13/1994	New Mexico State	W, 3-0	H, Hillenbrand Invitational (Tucson, Ariz.)
2/17/1994	Illinois State	W, 4-0	N, Kajikawa Classic (Coca Cola Classic)
2/18/1994	UNLV	W, 10-1 (5)	N, Kajikawa Classic (Coca Cola Classic)
2/18/1994	Fresno State	W, 9-8	N, Kajikawa Classic (Coca Cola Classic)
2/19/1994	Utah State	W, 18-1 (5)	N, Kajikawa Classic (Coca Cola Classic)
2/19/1994	Utah State	W, 23-1 (5)	N, Kajikawa Classic (Coca Cola Classic)
2/25/1994	Minnesota	W, 10-0 (5)	N, SW Diamond Classic (Albuquerque, N.M.)
2/25/1994	Minnesota	W, 9-0 (5)	N, SW Diamond Classic (Albuquerque, N.M.)
2/26/1994	Furman	W, 15-0 (5)	N, SW Diamond Classic (Albuquerque, N.M.)
2/26/1994	New Mexico State	W, 7-0 (5)	N, SW Diamond Classic (Albuquerque, N.M.)
2/27/1994	New Mexico	W, 5-1	N, SW Diamond Classic (Albuquerque, N.M.)
2/27/1994	New Mexico	W, 7-5	N, SW Diamond Classic (Albuquerque, N.M.)
3/3/1994	Ohio State	W, 9-3	H, Arizona Classic (Tucson, Ariz.)
3/3/1994	Fresno State	W, 3-2	H, Arizona Classic (Tucson, Ariz.)
3/4/1994	Washington	W, 4-2	H, Arizona Classic (Tucson, Ariz.)
3/4/1994	Cal State Fullerton	W, 7-6	H, Arizona Classic (Tucson, Ariz.)
3/5/1994	Arizona State	W, 9-1 (6)	H, Arizona Classic (Tucson, Ariz.)
3/6/1994	Cal State Fullerton	W, 9-4	H, Arizona Classic (Tucson, Ariz.)
3/6/1994	Fresno State	W, 8-0 (6)	H, Arizona Classic (Tucson, Ariz.)
3/8/1994	Washington	W, 4-3	H
3/8/1994	Washington	W, 4-2	H
3/11/1994	California	W, 8-0	H
3/11/1994	California	W, 5-3	H
3/24/1994	Utah State	W, 12-1 (5)	N, Judi Garman Classic (CSFU Pony Invitational)
3/24/1994	Kansas	W, 8-2	N, Judi Garman Classic (CSFU Pony Invitational)
3/25/1994	Georgia State	W, 14-1 (5)	N, Judi Garman Classic (CSFU Pony Invitational)
3/26/1994	Minnesota	W, 5-0	N, Judi Garman Classic (CSFU Pony Invitational)
3/26/1994	Fresno State	L, 1-3	N, Judi Garman Classic (CSFU Pony Invitational)
4/1/1994	Cal State Fullerton	W, 5-3	H
4/1/1994	Cal State Fullerton	W, 5-2	H
4/2/1994	UCLA	W, 11-2	H
4/2/1994	UCLA	W, 7-1	H
4/6/1994	Arizona State	W, 11-1 (5)	H
4/6/1994	Arizona State	W, 12-1 (5)	H
4/9/1994	UNLV	W, 9-1 (5)	H
4/9/1994	UNLV	L, 6-7	H
4/10/1994	California	W, 10-1	A
4/10/1994	California	W, 4-3	A
4/16/1994	Long Beach State	W, 7-0	H
4/16/1994	Long Beach State	W, 9-1 (6)	H
4/20/1994	Arizona State	W, 18-0 (5)	A
4/20/1994	Arizona State	W, 8-0	A
4/23/1994	Oregon State	W, 8-0	A
4/23/1994	Oregon State	W, 7-2	A
4/24/1994	Oregon	W, 11-1	A
4/24/1994	Oregon	W, 10-7	A
4/30/1994	UCLA	W, 3-1 (12)	A
4/30/1994	UCLA	W, 4-2	A
5/6/1994	Oregon State	W, 13-0 (5)	H
5/6/1994	Oregon State	W, 12-0 (5)	H
5/7/1994	Oregon	W, 7-1	H
5/7/1994	Oregon	W, 13-3 (6)	H
5/8/1994	San Jose State	W, 8-0 (5)	H
5/8/1994	San Jose State	W, 4-3	H
5/14/1994	Washington	W, 2-1	A
5/14/1994	Washington	L, 1-2	A
5/20/1994	Canisius	W, 7-0	H, NCAA Regional (Tucson, Ariz.)
5/21/1994	Texas A&M	W, 5-0	H, NCAA Regional (Tucson, Ariz.)
5/22/1994	Texas A&M	W, 6-0	H, NCAA Regional (Tucson, Ariz.)
5/26/1994	Illinois - Chicago	W, 8-0 (5)	N, Women's College World Series (Oklahoma City)
5/27/1994	Fresno State	W, 3-0	N, Women's College World Series (Oklahoma City)
5/29/1994	UCLA	W, 5-2	N, Women's College World Series (Oklahoma City)
5/30/1994	Cal State Northridge	W, 4-0	N, Women's College World Series (Oklahoma City)

1995 (66-6, 24-4 Pac-10)

Date	Opponent	Score (Innings)	Home/Away/Neutral
2/11/1995	New Mexico State	W, 13-0 (5)	H
2/11/1995	New Mexico State	W, 7-1	H
2/16/1995	Cal State Fullerton	W, 10-6	N, Kajikawa Classic (Coca Cola Classic)
2/17/1995	Utah	W, 5-3	N, Kajikawa Classic (Coca Cola Classic)
2/17/1995	UNLV	W, 11-3	N, Kajikawa Classic (Coca Cola Classic)
2/18/1995	Illinois State	W, 13-0 (5)	N, Kajikawa Classic (Coca Cola Classic)
2/18/1995	Oklahoma State	W, 14-3 (5)	N, Kajikawa Classic (Coca Cola Classic)
2/19/1995	Florida State	W, 7-1	N, Kajikawa Classic (Coca Cola Classic)
2/24/1995	Oklahoma	W, 12-1 (5)	N, Texas A&M Tournament (College Station, Texas)
2/24/1995	Texas A&M	W, 6-0	N, Texas A&M Tournament (College Station, Texas)
2/25/1995	Southwest Louisiana	W, 4-0	N, Texas A&M Tournament (College Station, Texas)
2/25/1995	Oklahoma	W, 8-2	N, Texas A&M Tournament (College Station, Texas)
2/26/1995	Texas A&M	W, 8-5 (5)	N, Texas A&M Tournament (College Station, Texas)
2/26/1995	Southwest Louisiana	W, 9-4 (5/rain)	N, Texas A&M Tournament (College Station, Texas)
3/4/1995	New Mexico	W, 11-0 (5)	H, Hillenbrand Invitational (Tucson, Ariz.)
3/4/1995	Pacific	W, 10-5 (5)	H, Hillenbrand Invitational (Tucson, Ariz.)
3/5/1995	New Mexico	W, 8-0 (5)	H, Hillenbrand Invitational (Tucson, Ariz.)
3/5/1995	Pacific	W, 12-1 (5)	H, Hillenbrand Invitational (Tucson, Ariz.)
3/10/1995	McNeese State	W, 9-3	H, Arizona Classic (Tucson, Ariz.)
3/10/1995	McNeese State	W, 10-1 (5)	H, Arizona Classic (Tucson, Ariz.)
3/11/1995	New Mexico State	W, 9-0 (5)	H, Arizona Classic (Tucson, Ariz.)
3/11/1995	New Mexico State	W, 6-0	H, Arizona Classic (Tucson, Ariz.)
3/12/1995	Oklahoma	W, 7-0	H, Arizona Classic (Tucson, Ariz.)
3/12/1995	Oklahoma	W, 13-5 (5)	H, Arizona Classic (Tucson, Ariz.)
3/14/1995	Oklahoma	W, 19-1 (5)	H
3/14/1995	Oklahoma	W, 11-3 (5)	H
3/17/1995	UCLA	W, 11-4	H
3/17/1995	UCLA	L, 0-2	H
3/18/1995	Oregon	W, 17-1 (5)	H
3/18/1995	Oregon	W, 14-0 (5)	H
3/23/1995	UC Santa Barbara	W, 6-0	N, Judi Garman Classic (CSFU Pony Invitational)
3/24/1995	Cal State Northridge	W, 9-0	N, Judi Garman Classic (CSFU Pony Invitational)
3/24/1995	Texas A&M	W, 2-0	N, Judi Garman Classic (CSFU Pony Invitational)
3/25/1995	DePaul	W, 11-1 (5)	N, Judi Garman Classic (CSFU Pony Invitational)
3/25/1995	UNLV	W, 8-4	N, Judi Garman Classic (CSFU Pony Invitational)
3/26/1995	Washington	W, 6-2	N, Judi Garman Classic (CSFU Pony Invitational)
3/26/1995	Cal State Fullerton	W, 7-6	N, Judi Garman Classic (CSFU Pony Invitational)
4/1/1995	Washington	W, 5-0 (10)	A
4/1/1995	Washington	W, 6-2	A
4/8/1995	UCLA	L, 5-8	A
4/8/1995	UCLA	L, 2-4	A
4/9/1995	Cal State Fullerton	W, 5-3	A
4/9/1995	Cal State Fullerton	L, 4-9	A
4/14/1995	Stanford	W, 25-0 (5)	H
4/14/1995	Stanford	W, 7-1	H
4/15/1995	California	W, 4-2	H
4/15/1995	California	W, 6-1	H
4/18/1995	Fresno State	W, 3-0	A
4/18/1995	Fresno State	W, 9-0	A
4/21/1995	Arizona State	W, 4-2	H
4/21/1995	Arizona State	W, 10-0 (6)	H
4/22/1995	Arizona State	W, 12-2 (5)	A
4/22/1995	Arizona State	W, 9-0	A
4/28/1995	Oregon State	W, 4-0	H
4/28/1995	Oregon State	W, 8-0	H
4/29/1995	Washington	W, 7-0	H
4/29/1995	Washington	W, 11-2	H
5/6/1995	Oregon State	W, 10-0 (5)	A
5/6/1995	Oregon State	W, 13-0 (5)	A
5/7/1995	Oregon	W, 10-0 (5)	A
5/7/1995	Oregon	W, 5-1	A
5/12/1995	Stanford	W, 12-0	A
5/12/1995	Stanford	W, 8-0	A
5/13/1995	California	L, 2-7	A
5/13/1995	California	W, 15-1 (5)	A
5/19/1995	Ohio	W, 8-0 (5)	H, NCAA Regional (Tucson, Ariz.)
5/20/1995	Nebraska	W, 9-1 (6)	H, NCAA Regional (Tucson, Ariz.)
5/21/1995	Florida State	W, 15-0 (5)	H, NCAA Regional (Tucson, Ariz.)
5/25/1995	Princeton	W, 9-1 (5)	N, Women's College World Series (Oklahoma City)
5/26/1995	Cal State Fullerton	W, 11-0 (5)	N, Women's College World Series (Oklahoma City)
5/28/1995	UNLV	W, 8-0 (6)	N, Women's College World Series (Oklahoma City)
5/29/1995	UCLA	L, 2-4	N, Women's College World Series (Oklahoma City)

1996 (58-9, 23-5 Pac-10)

Date	Opponent	Score (Innings)	Home/Away/Neutral
2/15/1996	UNLV	W, 9-5	N, Kajikawa Classic (Coca Cola Classic)
2/16/1996	Cal State Fullerton	L, 3-6	N, Kajikawa Classic (Coca Cola Classic)
2/16/1996	Florida State	W, 8-4	N, Kajikawa Classic (Coca Cola Classic)
2/17/1996	San Diego State	W, 11-3	N, Kajikawa Classic (Coca Cola Classic)
2/17/1996	Massachusetts	W, 4-2	N, Kajikawa Classic (Coca Cola Classic)
2/18/1996	Ohio State	L, 0-4	N, Kajikawa Classic (Coca Cola Classic)
2/23/1996	New Mexico State	W, 8-0	H, Arizona Classic (Tucson, Ariz.)
2/23/1996	Ohio State	W, 6-4	H, Arizona Classic (Tucson, Ariz.)
2/24/1996	Washington	W, 4-1	H, Arizona Classic (Tucson, Ariz.)
2/24/1996	Ohio State	W, 11-2	H, Arizona Classic (Tucson, Ariz.)
2/25/1996	New Mexico State	W, 10-0 (6)	H, Arizona Classic (Tucson, Ariz.)
3/1/1996	Northwestern State	W, 16-4	H, Wildcat Invitational (Tucson, Ariz.)
3/1/1996	Tennessee	W, 12-3	H, Wildcat Invitational (Tucson, Ariz.)
3/2/1996	Tennessee	W, 6-3	H, Wildcat Invitational (Tucson, Ariz.)
3/2/1996	Northwestern State	W, 15-1	H, Wildcat Invitational (Tucson, Ariz.)
3/3/1996	Northwestern State	W, 7-4	H, Wildcat Invitational (Tucson, Ariz.)
3/7/1996	North Carolina	W, 19-3 (5)	H, Hillenbrand Invitational (Tucson, Ariz.)
3/7/1996	Michigan	W, 8-0 (6)	H, Hillenbrand Invitational (Tucson, Ariz.)
3/8/1996	North Carolina	W, 18-9	H, Hillenbrand Invitational (Tucson, Ariz.)
3/8/1996	Oklahoma	W, 10-0	H, Hillenbrand Invitational (Tucson, Ariz.)
3/9/1996	Missouri	W, 9-0	H, Hillenbrand Invitational (Tucson, Ariz.)
3/10/1996	Oklahoma	W, 10-0	H, Hillenbrand Invitational (Tucson, Ariz.)
3/10/1996	Fresno State	W, 4-2	H, Hillenbrand Invitational (Tucson, Ariz.)
3/21/1996	DePaul	W, 6-5	N, Judi Garman Classic (CSFU Pony Invitational)
3/21/1996	Oklahoma	W, 2-1	N, Judi Garman Classic (CSFU Pony Invitational)
3/22/1996	South Carolina	L, 0-1	N, Judi Garman Classic (CSFU Pony Invitational)
3/22/1996	Georgia State	W, 4-1	N, Judi Garman Classic (CSFU Pony Invitational)
3/23/1996	Oregon State	W, 12-2 (5)	N, Judi Garman Classic (CSFU Pony Invitational)
3/24/1996	UNLV	W, 6-3	N, Judi Garman Classic (CSFU Pony Invitational)
3/24/1996	Washington	W, 9-0 (5)	N, Judi Garman Classic (CSFU Pony Invitational)
3/29/1996	UCLA	W, 5-4	H
3/29/1996	UCLA	W, 5-0	H
3/31/1996	Washington	L, 4-10	H
3/31/1996	Washington	W, 7-4	H
4/5/1996	Stanford	W, 5-0	H
4/5/1996	Stanford	W, 10-3	H
4/6/1996	California	W, 7-2	H
4/6/1996	California	W, 5-2	H
4/10/1996	Arizona State	W, 8-2	H
4/10/1996	Arizona State	W, 6-2	H
4/13/1996	UCLA	W, 5-3	A
4/13/1996	UCLA	W, 5-1	A
4/16/1996	Fresno State	W, 7-3	H
4/16/1996	Fresno State	L, 1-2	H
4/20/1996	Washington	L, 1-2	A
4/20/1996	Washington	L, 0-7	A
4/24/1996	Arizona State	W, 2-1 (9)	A
4/24/1996	Arizona State	W, 6-0	A
4/27/1996	California	L, 1-3	A
4/27/1996	California	L, 1-3	A
4/28/1996	Stanford	W, 6-3	A
4/28/1996	Stanford	W, 9-0	A
5/3/1996	Oregon State	W, 10-2	H
5/3/1996	Oregon State	W, 11-4	H
5/4/1996	Oregon	W, 10-3	H
5/4/1996	Oregon	W, 7-0	H
5/11/1996	Oregon	W, 6-1	A
5/11/1996	Oregon	W, 11-0	A
5/12/1996	Oregon State	W, 2-0	A
5/12/1996	Oregon State	W, 5-0	A
5/17/1996	Troy State	W, 8-0	N, NCAA Regional (Tallahassee, Fla.)
5/18/1996	Florida State	W, 9-6	N, NCAA Regional (Tallahassee, Fla.)
5/19/1996	Florida State	W, 10-3	N, NCAA Regional (Tallahassee, Fla.)
5/23/1996	Iowa	W, 5-2	N, Women's College World Series (Columbus, Ga.)
5/24/1996	UCLA	W, 5-2	N, Women's College World Series (Columbus, Ga.)
5/26/1996	Iowa	W, 10-2	N, Women's College World Series (Columbus, Ga.)
5/27/1996	Washington	W, 6-4	N, Women's College World Series (Columbus, Ga.)

Year-by-Year

Arizona Softball

1997 (61-5, 26-1 Pac-10)

Date	Opponent	Score (Innings)	Home/Away/Neutral
2/7/1997	Northwestern State	W, 10-2	H, Wildcat Invitational (Tucson, Ariz.)
2/7/1997	Northwestern State	W, 18-2 (5)	H, Wildcat Invitational (Tucson, Ariz.)
2/8/1997	Illinois - Chicago	W, 8-2	H, Wildcat Invitational (Tucson, Ariz.)
2/8/1997	Illinois - Chicago	W, 11-1	H, Wildcat Invitational (Tucson, Ariz.)
2/9/1997	Washington	W, 7-3	H, Wildcat Invitational (Tucson, Ariz.)
2/14/1997	Texas	W, 6-2	N, Kajikawa Classic (Coca Cola Classic)
2/14/1997	Nebraska	W, 15-2 (5)	N, Kajikawa Classic (Coca Cola Classic)
2/15/1997	UNLV	W, 5-2	N, Kajikawa Classic (Coca Cola Classic)
2/15/1997	UC Santa Barbara	W, 10-0 (5)	N, Kajikawa Classic (Coca Cola Classic)
2/16/1997	Utah State	W, 8-0 (5)	N, Kajikawa Classic (Coca Cola Classic)
2/22/1997	Alabama	W, 9-0 (5)	N, Louisiana Classic (Lafayette, La.)
2/22/1997	Saint Louis	W, 4-1	N, Louisiana Classic (Lafayette, La.)
2/22/1997	Baylor	W, 6-2	N, Louisiana Classic (Lafayette, La.)
2/23/1997	Alabama	W, 13-0	N, Louisiana Classic (Lafayette, La.)
2/23/1997	Baylor	W, 10-0 (5)	N, Louisiana Classic (Lafayette, La.)
3/1/1997	Kent State	W, 4-0	H, Hillenbrand Invitational (Tucson, Ariz.)
3/1/1997	DePaul	W, 8-0	H, Hillenbrand Invitational (Tucson, Ariz.)
3/1/1997	LSU	W, 8-4	H, Hillenbrand Invitational (Tucson, Ariz.)
3/2/1997	Kansas	W, 11-1	H, Hillenbrand Invitational (Tucson, Ariz.)
3/2/1997	Colorado State	W, 9-0	H, Hillenbrand Invitational (Tucson, Ariz.)
3/2/1997	Florida	W, 10-0	H, Hillenbrand Invitational (Tucson, Ariz.)
3/8/1997	California	W, 4-3	H
3/8/1997	California	W, 4-1	H
3/9/1997	Stanford	W, 8-2	H
3/9/1997	Stanford	W, 6-0	H
3/20/1997	Ohio State	W, 15-6	N, Judi Garman Classic (Pony-Louisville Slugger)
3/20/1997	Oklahoma State	W, 12-0 (5)	N, Judi Garman Classic (Pony-Louisville Slugger)
3/21/1997	Hawaii	W, 6-5	N, Judi Garman Classic (Pony-Louisville Slugger)
3/21/1997	UNLV	W, 17-0 (5)	N, Judi Garman Classic (Pony-Louisville Slugger)
3/22/1997	Cal State Northridge	W, 1-0 (5)	N, Judi Garman Classic (Pony-Louisville Slugger)
3/22/1997	Oregon State	L, 0-3	N, Judi Garman Classic (Pony-Louisville Slugger)
3/29/1997	UCLA	W, 4-1	A
3/29/1997	UCLA	L, 1-5	A
4/4/1997	Washington	W, 3-2	H
4/4/1997	Washington	W, 8-2	H
4/6/1997	Fresno State	L, 2-5	A
4/6/1997	Fresno State	L, 5-6	A
4/9/1997	Arizona State	W, 5-1	A
4/9/1997	Arizona State	W, 10-1	A
4/12/1997	Oregon	W, 5-0	A
4/12/1997	Oregon	W, 12-1	A
4/13/1997	Oregon State	W, 6-2 (6)	A
4/18/1997	UCLA	W, 11-0	H
4/18/1997	UCLA	W, 10-6	H
4/19/1997	Cal State Northridge	W, 4-3	H
4/19/1997	Cal State Northridge	W, 16-6 (5)	H
4/23/1997	Arizona State	W, 8-4	H
4/23/1997	Arizona State	W, 11-2	H
4/26/1997	California	W, 10-4	A
4/26/1997	California	W, 11-0	A
4/27/1997	Stanford	W, 5-1	A
4/27/1997	Stanford	W, 3-0	A
5/2/1997	Oregon	W, 5-3	H
5/2/1997	Oregon	W, 9-1	H
5/3/1997	Oregon State	W, 11-1 (5)	H
5/3/1997	Oregon State	W, 11-1 (5)	H
5/10/1997	Washington	W, 9-1	A
5/10/1997	Washington	W, 4-3	A
5/16/1997	Rider	W, 11-2	H, NCAA Regional (Tucson, Ariz.)
5/17/1997	Nebraska	W, 2-0	H, NCAA Regional (Tucson, Ariz.)
5/18/1997	Nebraska	W, 5-1	H, NCAA Regional (Tucson, Ariz.)
5/22/1997	Massachusetts	W, 2-1 (8)	N, Women's College World Series (Oklahoma City)
5/23/1997	UCLA	W, 2-1 (14)	N, Women's College World Series (Oklahoma City)
5/25/1997	Fresno State	L, 0-3	N, Women's College World Series (Oklahoma City)
5/25/1997	Fresno State	W, 6-3	N, Women's College World Series (Oklahoma City)
5/26/1997	UCLA	W, 10-2 (5)	N, Women's College World Series (Oklahoma City)

1998 (67-4, 27-1 Pac-10)

Date	Opponent	Score (Innings)	Home/Away/Neutral
2/6/1998	New Mexico State	W, 10-1	H, Arizona Classic (Tucson, Ariz.)
2/6/1998	New Mexico State	W, 14-1 (5)	H, Arizona Classic (Tucson, Ariz.)
2/7/1998	Illinois - Chicago	W, 9-0	H, Arizona Classic (Tucson, Ariz.)
2/7/1998	Illinois - Chicago	W, 12-2 (6)	H, Arizona Classic (Tucson, Ariz.)
2/13/1998	Tennessee	W, 7-0	N, Kajikawa Classic (Coca Cola Classic)
2/14/1998	Utah State	W, 19-2 (5)	N, Kajikawa Classic (Coca Cola Classic)
2/14/1998	Texas	W, 9-1 (5)	N, Kajikawa Classic (Coca Cola Classic)
2/15/1998	Long Beach State	W, 2-1	N, Kajikawa Classic (Coca Cola Classic)
2/20/1998	Southwest Texas State	W, 2-0	N, Florida Louisville Slugger Invitational (Gainesville, Fla.)
2/20/1998	Southwest Texas State	W, 12-0 (5)	N, Florida Louisville Slugger Invitational (Gainesville, Fla.)
2/21/1998	Florida	W, 7-0	N, Florida Louisville Slugger Invitational (Gainesville, Fla.)
2/21/1998	Florida	W, 9-0 (5)	N, Florida Louisville Slugger Invitational (Gainesville, Fla.)
2/27/1998	Colorado State	W, 9-1 (6)	H, Wildcat Invitational (Tucson, Ariz.)
2/27/1998	Colorado State	W, 14-1 (5)	H, Wildcat Invitational (Tucson, Ariz.)
2/28/1998	Kansas	W, 8-0 (5)	H, Wildcat Invitational (Tucson, Ariz.)
2/28/1998	Kansas	W, 8-3	H, Wildcat Invitational (Tucson, Ariz.)
3/1/1998	McNeese State	W, 11-0 (6)	H, Wildcat Invitational (Tucson, Ariz.)
3/1/1998	McNeese State	W, 13-0 (5)	H, Wildcat Invitational (Tucson, Ariz.)
3/6/1998	Oklahoma	W, 6-4	H, Hillenbrand Invitational (Tucson, Ariz.)
3/6/1998	Oklahoma	L, 3-4	H, Hillenbrand Invitational (Tucson, Ariz.)
3/7/1998	Texas Tech	W, 10-0 (6)	H, Hillenbrand Invitational (Tucson, Ariz.)
3/7/1998	Texas Tech	L, 0-6	H, Hillenbrand Invitational (Tucson, Ariz.)
3/8/1998	San Diego State	W, 8-0 (5)	H
3/11/1998	Cal State Northridge	W, 8-1	A
3/11/1998	Cal State Northridge	W, 5-0	A
3/16/1998	Iowa State	W, 9-0 (5)	H
3/16/1998	Iowa State	W, 13-0 (5)	H
3/19/1998	Oklahoma State	W, 8-0 (5)	N, Judi Garman Classic (Kia Classic)
3/19/1998	Cal State Fullerton	W, 8-3	N, Judi Garman Classic (Kia Classic)
3/20/1998	Canisius	W, 8-0 (6)	N, Judi Garman Classic (Kia Classic)
3/21/1998	Southwest Texas State	W, 9-0 (5)	N, Judi Garman Classic (Kia Classic)
3/21/1998	Fresno State	W, 6-1	N, Judi Garman Classic (Kia Classic)
3/22/1998	Cal State Northridge	W, 14-8	N, Judi Garman Classic (Kia Classic)
3/22/1998	Texas	W, 2-1	N, Judi Garman Classic (Kia Classic)
3/28/1998	Oregon	W, 2-0	A
3/28/1998	Oregon	W, 18-11	A
3/29/1998	Oregon State	W, 8-0	A
3/29/1998	Oregon State	W, 13-3 (5)	A
4/3/1998	UCLA	W, 16-3 (5)	H
4/3/1998	UCLA	W, 11-9	H
4/4/1998	Washington	L, 0-9 (5)	H
4/4/1998	Washington	W, 10-0 (5)	H
4/7/1998	Fresno State	W, 4-3	H
4/7/1998	Fresno State	W, 6-2	H
4/10/1998	Arizona State	W, 7-2	H
4/10/1998	Arizona State	W, 5-3	H
4/18/1998	California	W, 8-4 (9)	A
4/18/1998	California	W, 3-0	A
4/19/1998	Stanford	W, 11-0 (5)	A
4/19/1998	Stanford	W, 5-2	A
4/24/1998	Oregon	W, 8-0 (5)	H
4/24/1998	Oregon	W, 13-1 (5)	H
4/25/1998	Oregon State	W, 14-2 (5)	H
4/25/1998	Oregon State	W, 12-3 (5)	H
4/29/1998	Arizona State	W, 6-0	A
4/29/1998	Arizona State	W, 3-2	A
5/2/1998	Stanford	W, 10-3	H
5/2/1998	Stanford	W, 8-0 (6)	H
5/3/1998	California	W, 8-0 (5)	H
5/3/1998	California	W, 7-1	H
5/9/1998	UCLA	W, 2-0	A
5/9/1998	UCLA	W, 6-0	A
5/10/1998	Washington	W, 4-2	A
5/10/1998	Washington	W, 4-0	A
5/15/1998	Niagara	W, 14-0 (5)	H, NCAA Regional (Tucson, Ariz.)
5/16/1998	Pacific	W, 10-0 (5)	H, NCAA Regional (Tucson, Ariz.)
5/17/1998	Pacific	W, 7-0	H, NCAA Regional (Tucson, Ariz.)
5/21/1998	Oklahoma State	W, 1-0	N, Women's College World Series (Oklahoma City)
5/22/1998	Washington	W, 8-0	N, Women's College World Series (Oklahoma City)
5/24/1998	Oklahoma State	W, 5-0	N, Women's College World Series (Oklahoma City)
5/25/1998	Fresno State	L, 0-1	N, Women's College World Series (Oklahoma City)

1999 (53-16, 19-9 Pac-10)

Date	Opponent	Score (Innings)	Home/Away/Neutral
2/5/1999	Illinois - Chicago	W, 5-0	H, Arizona Classic (Tucson, Ariz.)
2/5/1999	Illinois - Chicago	W, 14-1 (5)	H, Arizona Classic (Tucson, Ariz.)
2/6/1999	New Mexico State	W, 11-1 (5)	H, Arizona Classic (Tucson, Ariz.)
2/6/1999	New Mexico State	W, 8-0 (5)	H, Arizona Classic (Tucson, Ariz.)
2/7/1999	Washington	W, 3-2	H, Arizona Classic (Tucson, Ariz.)
2/12/1999	South Carolina	W, 7-5 (5)	N, Kajikawa Classic (Fiesta Bowl Classic)
2/13/1999	Massachusetts	W, 2-1	N, Kajikawa Classic (Fiesta Bowl Classic)
2/13/1999	Maryland	W, 11-0 (5)	N, Kajikawa Classic (Fiesta Bowl Classic)
2/14/1999	Long Beach State	W, 4-1	N, Kajikawa Classic (Fiesta Bowl Classic)
2/19/1999	Texas San Antonio	W, 7-0	N, Texas Softball Tournament (Austin, Texas)
2/19/1999	Texas	L, 0-1	N, Texas Softball Tournament (Austin, Texas)
2/20/1999	Alabama	W, 8-0 (5)	N, Texas Softball Tournament (Austin, Texas)
2/20/1999	Texas San Antonio	W, 4-2	N, Texas Softball Tournament (Austin, Texas)
2/21/1999	Texas	W, 5-0	N, Texas Softball Tournament (Austin, Texas)
2/26/1999	Tennessee	W, 6-5	H, Wildcat Invitational (Tucson, Ariz.)
2/26/1999	South Florida	W, 7-4	H, Wildcat Invitational (Tucson, Ariz.)
2/27/1999	Hawaii	W, 5-0	H, Wildcat Invitational (Tucson, Ariz.)
2/27/1999	Hawaii	W, 8-0 (5)	H, Wildcat Invitational (Tucson, Ariz.)
2/28/1999	Tennessee	W, 3-1	H, Wildcat Invitational (Tucson, Ariz.)
3/5/1999	LSU W, 9-1 (5)		H, Hillenbrand Invitational (Tucson, Ariz.)
3/5/1999	Kansas	W, 9-0 (5)	H, Hillenbrand Invitational (Tucson, Ariz.)
3/6/1999	Notre Dame	W, 16-0 (5)	H, Hillenbrand Invitational (Tucson, Ariz.)
3/6/1999	Texas Tech	W, 4-0	H, Hillenbrand Invitational (Tucson, Ariz.)
3/7/1999	Notre Dame	W, 8-3	H, Hillenbrand Invitational (Tucson, Ariz.)
3/7/1999	LSU W, 7-6 (9)		H, Hillenbrand Invitational (Tucson, Ariz.)
3/18/1999	Cal State Northridge	W, 3-1	N, Judi Garman Classic (Kia Classic)
3/18/1999	DePaul	L, 0-2	N, Judi Garman Classic (Kia Classic)
3/19/1999	San Diego State	W, 10-5	N, Judi Garman Classic (Kia Classic)
3/19/1999	Oregon State	L, 2-3	N, Judi Garman Classic (Kia Classic)
3/20/1999	Florida	W, 6-0	N, Judi Garman Classic (Kia Classic)
3/26/1999	Oregon	W, 9-1 (5)	H
3/26/1999	Oregon	W, 11-6	H
3/27/1999	Oregon State	L, 0-4	H
3/27/1999	Oregon State	W, 3-2	H
4/3/1999	Arizona State	W, 3-2	A
4/3/1999	Arizona State	W, 2-1	A
4/7/1999	Cal State Northridge	W, 10-1 (5)	H
4/7/1999	Cal State Northridge	L, 3-5	H
4/10/1999	UCLA	L, 2-6	A
4/10/1999	UCLA	L, 2-3	A
4/11/1999	Washington	L, 2-1	A
4/11/1999	Washington	L, 0-9	A
4/16/1999	California	L, 2-4	H
4/16/1999	California	W, 3-2	H
4/17/1999	Stanford	W, 3-2	H
4/17/1999	Stanford	W, 1-0	H
4/24/1999	Oregon	L, 1-2	A
4/24/1999	Oregon	W, 6-5	A
4/25/1999	Oregon State	W, 2-0	A
4/25/1999	Oregon State	W, 11-2	A
5/1/1999	California	W, 1-0 (10)	A
5/1/1999	California	L, 1-5	A
5/2/1999	Stanford	W, 3-1	A
5/2/1999	Stanford	L, 0-1	A
5/7/1999	UCLA	W, 6-4 (8)	H
5/7/1999	UCLA	L, 0-8 (5)	H
5/8/1999	Washington	W, 2-0	H
5/8/1999	Washington	W, 3-0	H
5/15/1999	Arizona State	W, 10-0 (5)	H
5/15/1999	Arizona State	W, 7-0	H
5/20/1999	East Carolina	W, 9-1 (5)	H, NCAA Regional (Tucson, Ariz.)
5/21/1999	Southwest Texas State	W, 8-0	H, NCAA Regional (Tucson, Ariz.)
5/22/1999	Maryland	L, 3-7	H, NCAA Regional (Tucson, Ariz.)
5/22/1999	Kansas	W, 6-1	H, NCAA Regional (Tucson, Ariz.)
5/23/1999	Maryland	W, 10-0 (5)	H, NCAA Regional (Tucson, Ariz.)
5/23/1999	Maryland	W, 8-0 (5)	H, NCAA Regional (Tucson, Ariz.)
5/27/1999	California	W, 3-0	N, Women's College World Series (Oklahoma City)
5/28/1999	Washington	L, 0-3	N, Women's College World Series (Oklahoma City)
5/29/1999	DePaul	L, 0-1	N, Women's College World Series (Oklahoma City)

2000 (59-9, 16-4 Pac-10)

Date	Opponent	Score (Innings)	Home/Away/Neutral
2/4/2000	Southern Mississippi	W, 9-1 (5)	H, Arizona Classic (Tucson, Ariz.)
2/5/2000	Washington	L, 0-1	H, Arizona Classic (Tucson, Ariz.)
2/6/2000	Southern Mississippi	W, 10-2 (5)	H, Arizona Classic (Tucson, Ariz.)
2/11/2000	Georgia	W, 11-1 (5)	N, Kajikawa Classic (Fiesta Bowl Classic)
2/11/2000	South Carolina	W, 3-2	N, Kajikawa Classic (Fiesta Bowl Classic)
2/12/2000	Texas A&M	W, 9-0	N, Kajikawa Classic (Fiesta Bowl Classic)
2/12/2000	Tennessee-Chatanooga	W, 10-0 (5)	N, Kajikawa Classic (Fiesta Bowl Classic)
2/13/2000	Fresno State	W, 3-0	N, Kajikawa Classic (Fiesta Bowl Classic)
2/13/2000	UNLV	W, 10-1 (6)	N, Kajikawa Classic (Fiesta Bowl Classic)
2/18/2000	Penn State	W, 9-0 (5)	H, Wildcat Invitational (Tucson, Ariz.)
2/18/2000	Tennessee Tech	W, 15-0 (5)	H, Wildcat Invitational (Tucson, Ariz.)
2/19/2000	New Mexico	W, 17-1 (5)	H, Wildcat Invitational (Tucson, Ariz.)
2/19/2000	Kentucky	W, 8-0 (5)	H, Wildcat Invitational (Tucson, Ariz.)
2/20/2000	Oklahoma	W, 6-0	H, Wildcat Invitational (Tucson, Ariz.)
2/22/2000	Simon Fraser	W, 2-1	H
2/25/2000	DePaul	W, 3-0	N, 'Bama Bash (Tuscaloosa, Ala.)
2/25/2000	Drake	W, 9-0 (5)	N, 'Bama Bash (Tuscaloosa, Ala.)
2/26/2000	Alabama	W, 6-2	N, 'Bama Bash (Tuscaloosa, Ala.)
2/26/2000	Georgia Tech	W, 12-0 (5)	N, 'Bama Bash (Tuscaloosa, Ala.)
2/26/2000	Drake	W, 18-0 (5)	N, 'Bama Bash (Tuscaloosa, Ala.)
2/27/2000	DePaul	W, 6-1	N, 'Bama Bash (Tuscaloosa, Ala.)
3/3/2000	Tulsa	W, 10-0 (5)	H, Hillenbrand Invitational (Tucson, Ariz.)
3/3/2000	Northwestern	W, 8-0 (5)	H, Hillenbrand Invitational (Tucson, Ariz.)
3/4/2000	Saint Peter's	W, 10-0 (6)	H, Hillenbrand Invitational (Tucson, Ariz.)
3/5/2000	Indiana	W, 10-1 (6)	H, Hillenbrand Invitational (Tucson, Ariz.)
3/5/2000	Northwestern State	W, 8-0 (6)	H, Hillenbrand Invitational (Tucson, Ariz.)
3/11/2000	Brigham Young	W, 2-0	H
3/11/2000	Brigham Young	W, 10-0 (5)	H
3/14/2000	Fresno State	W, 2-0	A
3/14/2000	Fresno State	W, 3-1 (10)	A
3/16/2000	Louisiana - Monroe	W, 3-0	N, Judi Garman Classic (Kia Classic)
3/16/2000	Cal State Fullerton	W, 6-0	N, Judi Garman Classic (Kia Classic)
3/17/2000	Hawaii	W, 1-0 (8)	N, Judi Garman Classic (Kia Classic)
3/18/2000	UNLV	W, 4-0	N, Judi Garman Classic (Kia Classic)
3/18/2000	Cal State Northridge	W, 6-0	N, Judi Garman Classic (Kia Classic)
3/19/2000	Notre Dame	W, 6-3	N, Judi Garman Classic (Kia Classic)
3/19/2000	Washington	L, 1-6	N, Judi Garman Classic (Kia Classic)
3/28/2000	New Mexico State	L, 1-2	H
3/28/2000	New Mexico State	W, 7-1	H
3/31/2000	Oregon	W, 3-2 (8)	H
4/1/2000	Oregon State	W, 11-0 (5)	H
4/2/2000	Oregon State	W, 4-1	H
4/4/2000	Arizona State	W, 3-1	H
4/7/2000	California	W, 4-1	H
4/8/2000	Stanford	W, 8-4	H
4/9/2000	Stanford	L, 3-4 (8)	H
4/13/2000	Cal State Northridge	W, 6-0	A
4/14/2000	UCLA	W, 6-4	A
4/15/2000	Washington	L, 0-2	A
4/16/2000	Washington	L, 0-7	A
4/21/2000	Arizona State	L, 1-3	A
4/22/2000	Arizona State	W, 3-0	A
4/29/2000	Oregon	W, 2-0	A
4/30/2000	Oregon	W, 1-0	A
5/5/2000	Washington	W, 3-2	H
5/6/2000	UCLA	W, 12-9	H
5/7/2000	UCLA	W, 9-1	H
5/12/2000	Stanford	W, 9-0 (5)	A
5/13/2000	California	W, 4-1	A
5/13/2000	California	W, 8-3	A
5/18/2000	Middle Tennessee State	W, 8-0 (6)	H, NCAA Regional (Tucson, Ariz.)
5/19/2000	Massachusetts	W, 10-0 (6)	H, NCAA Regional (Tucson, Ariz.)
5/20/2000	Nebraska	W, 13-0 (5)	H, NCAA Regional (Tucson, Ariz.)
5/21/2000	Nebraska	W, 5-0	H, NCAA Regional (Tucson, Ariz.)
5/25/2000	Southern Mississippi	L, 0-1	N, Women's College World Series (Oklahoma City)
5/27/2000	California	W, 6-0	N, Women's College World Series (Oklahoma City)
5/27/2000	Washington	W, 4-2	N, Women's College World Series (Oklahoma City)
5/28/2000	Oklahoma	L, 0-1	N, Women's College World Series (Oklahoma City)

Year-by-Year

Arizona Softball

2001 (65-4, 19-2 Pac-10)

Date	Opponent	Score (Innings)	Home/Away/Neutral
2/2/2001	Florida Atlantic	W, 5-0	N, USF Wilson Tournament (Louisville Slugger Tournament)
2/2/2001	Tennessee	W, 8-0 (5)	N, USF Wilson Tournament (Louisville Slugger Tournament)
2/3/2001	Northwestern	W, 6-0	N, USF Wilson Tournament (Louisville Slugger Tournament)
2/3/2001	South Florida	W, 5-0	N, USF Wilson Tournament (Louisville Slugger Tournament)
2/9/2001	Georgia	W, 8-0	N, Kajikawa Classic (Fiesta Bowl Classic)
2/9/2001	Texas	W, 14-0	N, Kajikawa Classic (Fiesta Bowl Classic)
2/10/2001	LSU	W, 10-0	N, Kajikawa Classic (Fiesta Bowl Classic)
2/10/2001	Nebraska	W, 11-4	N, Kajikawa Classic (Fiesta Bowl Classic)
2/11/2001	South Carolina	W, 8-0	N, Kajikawa Classic (Fiesta Bowl Classic)
2/11/2001	Missouri	W, 8-0	N, Kajikawa Classic (Fiesta Bowl Classic)
2/16/2001	Bowling Green	W, 29-0 (5)	H, Arizona Classic (Tucson, Ariz.)
2/16/2001	Oklahoma State	W, 7-0	H, Arizona Classic (Tucson, Ariz.)
2/17/2001	Kentucky	W, 12-1 (5)	H, Arizona Classic (Tucson, Ariz.)
2/17/2001	New Mexico State	W, 9-1 (6)	H, Arizona Classic (Tucson, Ariz.)
2/18/2001	Pacific	W, 9-0 (5)	H, Arizona Classic (Tucson, Ariz.)
2/23/2001	Drake	W, 5-0	H, Wildcat Invitational (Tucson, Ariz.)
2/23/2001	Connecticut	W, 11-3 (5)	H, Wildcat Invitational (Tucson, Ariz.)
2/24/2001	McNeese State	W, 13-1 (5)	H, Wildcat Invitational (Tucson, Ariz.)
2/24/2001	Southern Utah	W, 8-0 (5)	H, Wildcat Invitational (Tucson, Ariz.)
2/25/2001	Florida	W, 5-0	H, Wildcat Invitational (Tucson, Ariz.)
2/27/2001	Western Michigan	W, 10-0 (5)	H
2/28/2001	Western Michigan	W, 9-0 (5)	H
3/2/2001	Baylor	W, 8-0 (5)	H, Hillenbrand Invitational (Tucson, Ariz.)
3/2/2001	Creighton	W, 9-0 (6)	H, Hillenbrand Invitational (Tucson, Ariz.)
3/3/2001	Indiana State	W, 12-0 (5)	H, Hillenbrand Invitational (Tucson, Ariz.)
3/3/2001	Western Michigan	W, 12-0 (5)	H, Hillenbrand Invitational (Tucson, Ariz.)
3/3/2001	Oklahoma	W, 6-2	H, Hillenbrand Invitational (Tucson, Ariz.)
3/6/2001	Creighton	W, 3-0	H
3/13/2001	San Diego	W, 9-0 (5)	A
3/13/2001	San Diego	W, 8-0 (6)	A
3/14/2001	San Diego State	W, 3-0	A
3/15/2001	Louisiana-Lafayette	L, 3-4	N, Judi Garman Classic (Kia Classic)
3/15/2001	UNLV	W, 10-0 (5)	N, Judi Garman Classic (Kia Classic)
3/16/2001	Cal State Northridge	W, 6-0	N, Judi Garman Classic (Kia Classic)
3/17/2001	Texas	L, 1-2	N, Judi Garman Classic (Kia Classic)
3/17/2001	North Carolina	W, 6-1	N, Judi Garman Classic (Kia Classic)
3/23/2001	Utah	W, 8-3	H
3/24/2001	Utah	W, 10-2 (6)	H
3/30/2001	Oregon	W, 11-1	A
4/1/2001	Oregon State	W, 5-0	A
4/6/2001	Washington	L, 0-1	A
4/7/2001	UCLA	W, 4-0	A
4/8/2001	UCLA	L, 0-3	A
4/13/2001	Arizona State	W, 3-0 (11)	H
4/14/2001	Arizona State	W, 4-3 (9)	H
4/18/2001	Fresno State	W, 9-1	H
4/18/2001	Fresno State	W, 8-7	H
4/20/2001	Stanford	W, 7-0	H
4/22/2001	California	W, 2-1 (8)	H
4/22/2001	California	W, 2-1	H
4/25/2001	Arizona State	W, 5-0	A
4/27/2001	Oregon State	W, 1-0	H
4/27/2001	Oregon State	W, 7-1	A
4/28/2001	Oregon	W, 8-0 (6)	H
4/29/2001	Oregon	W, 6-1	H
5/4/2001	California	W, 5-0	A
5/5/2001	Stanford	W, 8-1	A
5/6/2001	Stanford	W, 5-3 (15)	A
5/11/2001	UCLA	W, 4-0	H
5/12/2001	Washington	W, 5-1	H
5/12/2001	Washington	W, 9-0 (5)	H
5/17/2001	Saint Peter's	W, 4-2	H, NCAA Regional (Tucson, Ariz.)
5/18/2001	Texas Tech	W, 8-0 (6)	H, NCAA Regional (Tucson, Ariz.)
5/19/2001	Cal State Fullerton	W, 5-4	H, NCAA Regional (Tucson, Ariz.)
5/20/2001	Southwest Texas State	W, 6-2	H, NCAA Regional (Tucson, Ariz.)
5/24/2001	California	W, 3-2	N, Women's College World Series (Oklahoma City)
5/25/2001	Oklahoma	W, 5-4	N, Women's College World Series (Oklahoma City)
5/27/2001	Stanford	W, 1-0	N, Women's College World Series (Oklahoma City)
5/28/2001	UCLA	W, 1-0	N, Women's College World Series (Oklahoma City)

2002 (55-12, 15-6 Pac-10)

Date	Opponent	Score (Innings)	Home/Away/Neutral
2/1/2002	Alabama	W, 8-2	H
2/2/2002	Alabama	W, 13-5 (6)	H
2/3/2002	Alabama	W, 11-1 (5)	H
2/8/2002	Southwest Texas State	W, 10-1 (5)	N, Kajikawa Classic (Fiesta Bowl Classic)
2/8/2002	Texas	W, 3-0	N, Kajikawa Classic (Fiesta Bowl Classic)
2/9/2002	Cal State Fullerton	W, 9-1	N, Kajikawa Classic (Fiesta Bowl Classic)
2/9/2002	Mississippi State	L, 1-7	N, Kajikawa Classic (Fiesta Bowl Classic)
2/10/2002	Massachusetts	W, 1-0	N, Kajikawa Classic (Fiesta Bowl Classic)
2/10/2002	Wisconsin	L, 0-3	N, Kajikawa Classic (Fiesta Bowl Classic)
2/15/2002	Louisville	W, 6-2	H, Arizona Classic (Tucson, Ariz.)
2/15/2002	Notre Dame	W, 3-0	H, Arizona Classic (Tucson, Ariz.)
2/16/2002	South Florida	W, 10-0 (5)	H, Arizona Classic (Tucson, Ariz.)
2/16/2002	Auburn	W, 4-0	H, Arizona Classic (Tucson, Ariz.)
2/17/2002	New Mexico State	W, 8-0 (6)	H, Arizona Classic (Tucson, Ariz.)
2/22/2002	Eastern Michigan	W, 11-0 (5)	H, Wildcat Invitational (Tucson, Ariz.)
2/22/2002	San Jose State	W, 8-0 (5)	H, Wildcat Invitational (Tucson, Ariz.)
2/23/2002	Drake	W, 12-2 (5)	H, Wildcat Invitational (Tucson, Ariz.)
2/23/2002	Northern Iowa	W, 12-2 (5)	H, Wildcat Invitational (Tucson, Ariz.)
2/24/2002	Cal State Northridge	W, 6-0	H, Wildcat Invitational (Tucson, Ariz.)
2/27/2002	Eastern Michigan	W, 10-0 (5)	H
3/1/2002	Southern Mississippi	W, 18-0 (5)	H, Hillenbrand Invitational (Tucson, Ariz.)
3/1/2002	Hawaii	W, 5-1	H, Hillenbrand Invitational (Tucson, Ariz.)
3/2/2002	Eastern Michigan	W, 9-0 (6)	H, Hillenbrand Invitational (Tucson, Ariz.)
3/2/2002	Evansville	W, 8-0 (5)	H, Hillenbrand Invitational (Tucson, Ariz.)
3/3/2002	Long Beach State	W, 4-1	H, Hillenbrand Invitational (Tucson, Ariz.)
3/5/2002	Boston College	W, 13-1	H
3/6/2002	Boston College	W, 9-0 (5)	H
3/14/2002	Texas Tech	W, 8-0	N, Judi Garman Classic (Kia Classic)
3/14/2002	Notre Dame	W, 7-0	N, Judi Garman Classic (Kia Classic)
3/15/2002	Cal State Northridge	L, 3-4	N, Judi Garman Classic (Kia Classic)
3/16/2002	Louisiana-Lafayette	W, 1-0	N, Judi Garman Classic (Kia Classic)
3/16/2002	Arizona State	L, 0-3	N, Judi Garman Classic (Kia Classic)
3/22/2002	Louisiana-Lafayette	W, 6-2	H
3/23/2002	Louisiana-Lafayette	W, 8-0 (6)	H
3/24/2002	Louisiana-Lafayette	W, 7-2	H
3/29/2002	Arizona State	W, 2-0	A
3/30/2002	Arizona State	W, 10-1 (5)	A
4/5/2002	Washington	W, 1-0	H
4/6/2002	UCLA	W, 6-2	H
4/7/2002	UCLA	L, 5-6	H
4/12/2002	Oregon State	W, 4-0	A
4/13/2002	Oregon	W, 2-0	A
4/14/2002	Oregon	W, 8-1	A
4/16/2002	Oklahoma State	W, 4-2	H
4/17/2002	Oklahoma	W, 1-0	H
4/19/2002	Stanford	W, 2-1	A
4/20/2002	California	L, 2-5	A
4/21/2002	California	L, 1-2	A
4/26/2002	Oregon	W, 11-3 (5)	H
4/27/2002	Oregon State	W, 7-0	H
4/28/2002	Oregon State	W, 2-1	H
4/30/2002	Arizona State	W, 5-3	H
5/3/2002	California	W, 3-0	H
5/4/2002	Stanford	W, 3-2	H
5/5/2002	Stanford	W, 6-1	H
5/10/2002	UCLA	L, 2-4	A
5/11/2002	Washington	L, 1-3	A
5/11/2002	Washington	L, 2-3	A
5/16/2002	Boston University	W, 4-1	N, NCAA Regional (Minneapolis, Minn.)
5/17/2002	Penn State	W, 4-3	N, NCAA Regional (Minneapolis, Minn.)
5/18/2002	DePaul	W, 2-0	N, NCAA Regional (Minneapolis, Minn.)
5/19/2002	DePaul	L, 0-6	N, NCAA Regional (Minneapolis, Minn.)
5/19/2002	DePaul	W, 8-0 (5)	N, NCAA Regional (Minneapolis, Minn.)
5/23/2002	Nebraska	W, 1-0	N, Women's College World Series (Oklahoma City)
5/25/2002	Arizona State	W, 1-0 (8)	N, Women's College World Series (Oklahoma City)
5/26/2002	Florida State	W, 6-2 (11)	N, Women's College World Series (Oklahoma City)
5/27/2002	California	L, 0-6	N, Women's College World Series (Oklahoma City)

2003 (56-7, 19-2 Pac-10)

Date	Opponent	Score (Innings)	Home/Away/Neutral
1/31/2003	Sam Houston State	W, 6-0	N, USF Wilson Tournament (Louisville Slugger Tournament)
1/31/2003	Florida Atlantic	W, 2-0	N, USF Wilson Tournament (Louisville Slugger Tournament)
2/1/2003	Auburn	W, 6-0	N, USF Wilson Tournament (Louisville Slugger Tournament)
2/1/2003	South Florida	W, 3-1	N, USF Wilson Tournament (Louisville Slugger Tournament)
2/2/2003	Northwestern	W, 6-0	N, USF Wilson Tournament (Louisville Slugger Tournament)
2/7/2003	Texas A&M	W, 6-0	N, Kajikawa Classic (Fiesta Bowl Classic)
2/7/2003	Southwest Texas State	W, 6-0	N, Kajikawa Classic (Fiesta Bowl Classic)
2/8/2003	Iowa State	W, 11-2 (5)	N, Kajikawa Classic (Fiesta Bowl Classic)
2/8/2003	Wisconsin	W, 1-0	N, Kajikawa Classic (Fiesta Bowl Classic)
2/9/2003	Mississippi State	W, 9-2	N, Kajikawa Classic (Fiesta Bowl Classic)
2/9/2003	Texas	L, 1-2	N, Kajikawa Classic (Fiesta Bowl Classic)
2/15/2003	Florida International	W, 6-3	H, Arizona Classic (Tucson, Ariz.)
2/15/2003	Minnesota	W, 6-0	H, Arizona Classic (Tucson, Ariz.)
2/16/2003	Arkansas	W, 9-1 (5)	H, Arizona Classic (Tucson, Ariz.)
2/21/2003	Drake	W, 11-0 (5)	H, Wildcat Invitational (Tucson, Ariz.)
2/21/2003	Oklahoma State	L, 0-1	H, Wildcat Invitational (Tucson, Ariz.)
2/22/2003	Virginia	W, 13-1 (5)	H, Wildcat Invitational (Tucson, Ariz.)
2/22/2003	Western Michigan	W, 10-0 (5)	H, Wildcat Invitational (Tucson, Ariz.)
2/23/2003	New Mexico	W, 8-0 (6)	H, Wildcat Invitational (Tucson, Ariz.)
2/28/2003	New Mexico State	W, 16-0 (5)	H, Wildcat Invitational (Tucson, Ariz.)
3/1/2003	Northern Iowa	W, 8-0 (5)	H, Wildcat Invitational (Tucson, Ariz.)
3/1/2003	San Diego State	W, 11-0 (5)	H, Wildcat Invitational (Tucson, Ariz.)
3/2/2003	San Diego State	W, 6-0	H, Wildcat Invitational (Tucson, Ariz.)
3/7/2003	New Mexico	W, 9-0 (6)	N, Red Raider Classic (Lubbock, Texas)
3/7/2003	Columbia	W, 12-0 (5)	N, Red Raider Classic (Lubbock, Texas)
3/8/2003	Wichita State	W, 6-0	N, Red Raider Classic (Lubbock, Texas)
3/8/2003	Texas Tech	W, 10-0 (5)	N, Red Raider Classic (Lubbock, Texas)
3/9/2003	Texas Tech	W, 1-0	N, Red Raider Classic (Lubbock, Texas)
3/13/2003	Florida State	W, 2-0	N, Red Raider Classic (Lubbock, Texas)
3/13/2003	Louisiana-Lafayette	W, 7-3	N, Judi Garman Classic (Kia Classic)
3/14/2003	Long Beach State	W, 8-0 (5)	N, Judi Garman Classic (Kia Classic)
3/14/2003	UNLV	W, 3-0	N, Judi Garman Classic (Kia Classic)
3/22/2003	Cal State Fullerton	W, 5-2	H
3/22/2003	Cal State Fullerton	L, 3-15	H
3/28/2003	Oregon State	W, 8-0 (5)	H
3/29/2003	Oregon	W, 4-1	H
3/30/2003	Oregon	W, 8-0 (6)	H
4/4/2003	Washington	W, 3-0	A
4/5/2003	UCLA	W, 3-0	A
4/6/2003	UCLA	W, 5-1	A
4/11/2003	Stanford	L, 3-4	H
4/12/2003	California	W, 7-5	H
4/13/2003	California	W, 1-0	H
4/18/2003	Arizona State	W, 8-0 (5)	H
4/19/2003	Arizona State	W, 2-1	H
4/23/2003	Arizona State	W, 4-2	A
4/25/2003	Oregon	W, 8-0 (5)	A
4/26/2003	Oregon State	W, 10-2 (5)	A
4/27/2003	Oregon State	W, 6-4 (11)	A
5/3/2003	Stanford	W, 2-1	A
5/4/2003	Stanford	W, 6-0	A
5/5/2003	California	W, 6-0	A
5/9/2003	UCLA	W, 7-5	H
5/10/2003	Washington	L, 1-7	H
5/10/2003	Washington	W, 21-17	H
5/15/2003	Colorado State	W, 11-1 (5)	H, NCAA Regional (Tucson, Ariz.)
5/16/2003	Minnesota	W, 4-0	H, NCAA Regional (Tucson, Ariz.)
5/17/2003	Texas A&M	W, 3-0	H, NCAA Regional (Tucson, Ariz.)
5/18/2003	Texas A&M	W, 10-5	H, NCAA Regional (Tucson, Ariz.)
5/22/2003	Alabama	W, 3-2	N, Women's College World Series (Oklahoma City)
5/23/2003	Washington	W, 2-1	N, Women's College World Series (Oklahoma City)
5/25/2003	California	L, 1-2 (12)	N, Women's College World Series (Oklahoma City)
5/25/2003	California	L, 1-4	N, Women's College World Series (Oklahoma City)

2004 (55-6, 17-3 Pac-10)

Date	Opponent	Score (Innings)	Home/Away/Neutral
2/6/2004	New Mexico	W, 12-0 (5)	H, Arizona Classic (Tucson, Ariz.)
2/6/2004	Mississippi	W, 3-2	H, Arizona Classic (Tucson, Ariz.)
2/7/2004	Cal State Northridge	W, 6-0	H, Arizona Classic (Tucson, Ariz.)
2/7/2004	UNLV	W, 10-1 (5)	H, Arizona Classic (Tucson, Ariz.)
2/8/2004	New Mexico	W, 11-0 (5)	H, Arizona Classic (Tucson, Ariz.)
2/13/2004	Texas A&M	W, 8-1	N, Kajikawa Classic (Fiesta Bowl Classic)
2/13/2004	Texas State	W, 5-0	N, Kajikawa Classic (Fiesta Bowl Classic)
2/14/2004	Dayton	W, 19-0 (5)	N, Kajikawa Classic (Fiesta Bowl Classic)
2/14/2004	Texas	W, 7-0	N, Kajikawa Classic (Fiesta Bowl Classic)
2/15/2004	Nevada	W, 8-2	N, Kajikawa Classic (Fiesta Bowl Classic)
2/15/2004	Western Michigan	W, 10-1 (6)	N, Kajikawa Classic (Fiesta Bowl Classic)
2/20/2004	Penn State	W, 10-0 (6)	N, Cathedral City Classic (Palm Springs, Calif.)

2/20/2004	Georgia	W, 8-2	N, Cathedral City Classic (Palm Springs, Calif.)
2/21/2004	Alabama	W, 5-0	N, Cathedral City Classic (Palm Springs, Calif.)
2/21/2004	Cal State Fullerton	W, 8-1	N, Cathedral City Classic (Palm Springs, Calif.)
2/22/2004	Boston College	W, 10-0 (6)	N, Cathedral City Classic (Palm Springs, Calif.)
2/27/2004	Boston University	W, 17-1 (5)	H, Wildcat Invitational (Tucson, Ariz.)
2/27/2004	Stanford	W, 2-1	H, Wildcat Invitational (Tucson, Ariz.)
2/28/2004	Oklahoma State	W, 4-0	H, Wildcat Invitational (Tucson, Ariz.)
2/28/2004	South Florida	W, 2-1	H, Wildcat Invitational (Tucson, Ariz.)
2/29/2004	Stanford	W, 7-5	H, Wildcat Invitational (Tucson, Ariz.)
3/5/2004	North Texas	W, 11-0	H, Hillenbrand Invitational (Tucson, Ariz.)
3/6/2004	Indiana	W, 6-0	H, Hillenbrand Invitational (Tucson, Ariz.)
3/6/2004	Georgia Tech	W, 2-0	H, Hillenbrand Invitational (Tucson, Ariz.)
3/7/2004	Texas El Paso	W, 14-6 (6)	H, Hillenbrand Invitational (Tucson, Ariz.)
3/12/2004	Missouri	W, 5-0	H
3/14/2004	Missouri	W, 3-2	H
6/14/2004	Missouri	W, 7-0	H
3/17/2004	Illinois	W, 4-1	N, Judi Garman Classic (Kia Classic)
3/18/2004	Fresno State	W, 7-0	N, Judi Garman Classic (Kia Classic)
3/19/2004	Oklahoma	W, 9-1	N, Judi Garman Classic (Kia Classic)
3/19/2004	UNLV	W, 10-0 (5)	N, Judi Garman Classic (Kia Classic)
3/20/2004	Louisiana-Lafayette	W, 2-0	N, Judi Garman Classic (Kia Classic)
3/20/2004	Illinois	W, 2-0	N, Judi Garman Classic (Kia Classic)
3/21/2004	Washington	L, 6-7	N, Judi Garman Classic (Kia Classic)
3/28/2004	UNLV	W, 11-3 (6)	H
3/28/2004	UNLV	W, 6-4	H
4/2/2004	Washington	rained out	H
4/3/2004	UCLA	W, 7-5	H
4/4/2004	UCLA	W, 5-4	H
4/9/2004	Arizona State	W, 6-0	A
4/10/2004	Arizona State	W, 8-0	A
4/16/2004	Stanford	W, 8-0 (6)	A
4/17/2004	California	W, 2-0 (8)	A
4/18/2004	California	W, 3-2 (8)	A
4/23/2004	Oregon State	W, 9-1 (5)	A
4/24/2004	Oregon	W, 6-1	A
4/25/2004	Oregon	L, 0-1 (8)	A
4/28/2004	Arizona State	W, 3-1	H
4/30/2004	California	W, 8-0 (5)	H
5/1/2004	Stanford	W, 4-0	H
5/2/2004	Stanford	L, 1-2	H
5/7/2004	Oregon	W, 5-0	H
5/8/2004	Oregon	W, 2-0	H
5/9/2004	Oregon State	W, 3-0	H
5/14/2004	UCLA	L, 2-3	A
5/15/2004	Washington	W, 3-0	A
5/15/2004	Washington	W, 5-1	A
5/20/2004	Centenary	W, 2-1	H, NCAA Regional (Tucson, Ariz.)
5/21/2004	Louisiana-Lafayette	W, 4-0	H, NCAA Regional (Tucson, Ariz.)
5/22/2004	Oklahoma	L, 2-3	H, NCAA Regional (Tucson, Ariz.)
5/22/2004	Louisiana-Lafayette	L, 0-5	H, NCAA Regional (Tucson, Ariz.)

2005 (45-12, 13-8 Pac-10)

Date	Opponent	Score (Innings)	Home/Away/Neutral
2/4/2005	Tulsa	W, 3-0	H, Arizona Classic (Tucson, Ariz.)
2/4/2005	Kansas	W, 4-3	H, Arizona Classic (Tucson, Ariz.)
2/5/2005	Northwestern	W, 4-3 (8)	H, Arizona Classic (Tucson, Ariz.)
2/5/2005	Oklahoma State	W, 4-1	H, Arizona Classic (Tucson, Ariz.)
2/6/2005	New Mexico State	W, 9-0 (5)	H, Arizona Classic (Tucson, Ariz.)
2/13/2005	Tennessee-Chanooga	W, 8-0 (5)	N, Kajikawa Classic (Tempe, Ariz.)
2/18/2005	Marshall	W, 7-0	H, Wildcat Invitational (Tucson, Ariz.)
2/20/2005	Hawaii	W, 4-0	H, Wildcat Invitational (Tucson, Ariz.)
2/20/2005	Hawaii	W, 2-1 (8)	H, Wildcat Invitational (Tucson, Ariz.)
2/25/2005	Sam Houston State	W, 1-0	N, Compass Bank Invitational (Waco, Texas)
2/25/2005	Birmingham Southern	W, 8-3	N, Compass Bank Invitational (Waco, Texas)
2/26/2005	Louisiana Tech	W, 7-0	N, Compass Bank Invitational (Waco, Texas)
2/27/2005	Baylor	W, 1-0	N, Compass Bank Invitational (Waco, Texas)
3/4/2005	Eastern Michigan	W, 15-0	H
3/5/2005	Eastern Michigan	W, 3-2	H
3/11/2005	UNLV	W, 5-0	A, UNLV Tournament (Las Vegas, Nev.)
3/12/2005	Bowling Green	W, 3-0	A, UNLV Tournament (Las Vegas, Nev.)
3/13/2005	North Carolina State	W, 12-3	A, UNLV Tournament (Las Vegas, Nev.)
3/13/2005	Miami - Ohio	W, 6-1	A, UNLV Tournament (Las Vegas, Nev.)
3/14/2005	Long Island University	W, 10-1 (5)	A, UNLV Tournament (Las Vegas, Nev.)
3/16/2005	Long Beach State	W, 4-0	N, Judi Garman Classic (Kia Classic)
3/17/2005	Texas	L, 0-1 (10)	N, Judi Garman Classic (Kia Classic)
3/18/2005	Florida State	W, 6-0	N, Judi Garman Classic (Kia Classic)
3/19/2005	Oklahoma	W, 4-0	N, Judi Garman Classic (Kia Classic)
3/20/2005	Fresno State	W, 9-0 (5)	N, Judi Garman Classic (Kia Classic)
3/20/2005	Michigan	L, 2-6	N, Judi Garman Classic (Kia Classic)
3/25/2005	Louisiana-Lafayette	W, 2-0	A

Year-by-Year

Arizona Softball

3/27/2005	Louisiana-Lafayette	W, 10-3	A
4/1/2005	Stanford	W, 4-2	H
4/2/2005	California	W, 4-2	H
4/3/2005	California	L, 3-6	H
4/6/2005	Arizona State	W, 1-0	A
4/8/2005	Oregon State	L, 0-1	H
4/9/2005	Oregon	W, 8-1	H
4/10/2005	Oregon	W, 8-1	H
4/16/2005	UCLA	L, 1-9	A
4/17/2005	UCLA	L, 4-5	A
4/22/2005	Arizona State	W, 3-1	A
4/23/2005	Arizona State	W, 10-3	H
4/29/2005	Oregon	L, 0-3	H
4/30/2005	Oregon State	W, 9-0 (5)	A
5/1/2005	Oregon State	L, 0-4	A
5/6/2005	UCLA	L, 0-6	A
5/7/2005	Washington	W, 3-0	H
5/7/2005	Washington	W, 9-1 (5)	H
5/8/2005	Washington	W, 4-3	H
5/12/2005	California	L, 0-1	A
5/13/2005	Stanford	W, 1-0	A
5/14/2005	Stanford	W, 3-2	A
5/20/2005	Lehigh	W, 12-0 (5)	H, NCAA Regional (Tucson, Ariz.)
5/21/2005	Oklahoma State	W, 3-0	H, NCAA Regional (Tucson, Ariz.)
5/22/2005	Oklahoma State	W, 2-1 (8)	H, NCAA Regional (Tucson, Ariz.)
5/27/2005	Oklahoma	W, 6-0	H, NCAA Super Regional (Tucson, Ariz.)
5/28/2005	Oklahoma	W, 7-6	H, NCAA Super Regional (Tucson, Ariz.)
6/2/2005	Tennessee	L, 0-1	N, Women's College World Series (Oklahoma City)
6/4/2005	California	W, 3-2 (12)	N, Women's College World Series (Oklahoma City)
6/5/2005	Texas	L, 0-1 (11)	N, Women's College World Series (Oklahoma City)

2006 (54-11, 15-6 Pac-10)

Date	Opponent	Score (Innings)	Home/Away/Neutral
2/10/2006	Cal State Northridge	W, 9-0 (5)	N, Kajikawa Classic (Tempe, Ariz.)
2/10/2006	Northwestern	W, 8-0 (6)	N, Kajikawa Classic (Tempe, Ariz.)
2/11/2006	Texas	W, 1-0	N, Kajikawa Classic (Tempe, Ariz.)
2/11/2006	Texas A&M	W, 8-0 (5)	N, Kajikawa Classic (Tempe, Ariz.)
2/12/2006	New Mexico	W, 9-1 (5)	N, Kajikawa Classic (Tempe, Ariz.)
2/12/2006	Cal State Fullerton	W, 2-0	N, Kajikawa Classic (Tempe, Ariz.)
2/17/2006	Tennessee Tech	W, 5-1	H, Wildcat Invitational (Tucson, Ariz.)
2/17/2006	Missouri	W, 4-0	H, Wildcat Invitational (Tucson, Ariz.)
2/18/2006	Texas Tech	W, 6-0	H, Wildcat Invitational (Tucson, Ariz.)
2/18/2006	North Carolina State	W, 6-0	H, Wildcat Invitational (Tucson, Ariz.)
2/19/2006	Pacific	W, 1-0	H, Wildcat Invitational (Tucson, Ariz.)
2/24/2006	Texas Tech	W, 3-1	N, Cathedral City Classic (Palm Springs, Calif.)
2/24/2006	Texas A&M	W, 12-0 (5)	N, Cathedral City Classic (Palm Springs, Calif.)
2/25/2006	Maryland	W, 8-1	N, Cathedral City Classic (Palm Springs, Calif.)
2/25/2006	Ohio State	W, 5-1	N, Cathedral City Classic (Palm Springs, Calif.)
2/26/2006	Texas	L, 0-1	N, Cathedral City Classic (Palm Springs, Calif.)
3/3/2006	Sam Houston State	W, 8-0 (5)	H, Hillenbrand Invitational (Tucson, Ariz.)
3/3/2006	Long Beach State	W, 10-0 (5)	H, Hillenbrand Invitational (Tucson, Ariz.)
3/4/2006	Wichita State	W, 11-1	H, Hillenbrand Invitational (Tucson, Ariz.)
3/4/2006	South Florida	W, 10-0	H, Hillenbrand Invitational (Tucson, Ariz.)
3/5/2006	Long Beach State	W, 11-0 (5)	H, Hillenbrand Invitational (Tucson, Ariz.)
3/10/2006	Baylor	W, 12-4 (5)	H
3/12/2006	Baylor	W, 2-1 (9)	H
3/12/2006	Baylor	W, 11-1 (6)	H
3/16/2006	UNLV	W, 7-0	N, Judi Garman Classic (Fullerton, Calif.)
3/16/2006	Texas A&M	L, 0-1	N, Judi Garman Classic (Fullerton, Calif.)
3/18/2006	Cal State Northridge	W, 9-0 (5)	N, Judi Garman Classic (Fullerton, Calif.)
3/18/2006	Alabama	W, 2-0	N, Judi Garman Classic (Fullerton, Calif.)
3/19/2006	Texas	L, 0-1 (9)	N, Judi Garman Classic (Fullerton, Calif.)
3/24/2006	Louisiana-Lafayette	W, 5-0	H
3/25/2006	Louisiana-Lafayette	W, 10-0	H
3/26/2006	Louisiana-Lafayette	W, 6-2	H
3/31/2006	Oregon State	L, 1-2	A
4/1/2006	Oregon	W, 4-1	A
4/7/2006	Washington	W, 1-0	H
4/8/2016	UCLA	L, 1-2	H
4/9/2016	UCLA	L, 3-8	H
4/14/2006	Arizona State	L, 2-4 (10)	A
4/15/2006	Arizona State	W, 3-0	A
4/21/2006	Stanford	W, 4-1	A
4/22/2006	California	W, 4-2 (13)	A
4/23/2006	California	L, 1-5	A
4/28/2006	UCLA	L, 2-8	A
4/30/2006	Washington	W, 2-0	A
4/30/2006	Washington	W, 10-1	A
5/3/2006	Arizona State	W, 10-0	H
5/5/2006	California	W, 5-3	H

5/6/2006	Stanford	W, 3-2	H
5/7/2006	Stanford	W, 6-1	H
5/11/2006	Oregon	W, 3-1	H
5/11/2006	Oregon	W, 9-5	H
5/12/2006	Oregon State	W, 1-0	H
5/13/2006	Oregon State	W, 11-2	H
5/18/2006	Marist	W, 9-0	H, NCAA Regional (Tucson, Ariz.)
5/19/2006	Ohio State	W, 6-3	H, NCAA Regional (Tucson, Ariz.)
5/20/2006	Auburn	W, 4-2	H, NCAA Regional (Tucson, Ariz.)
5/26/2006	LSU	W, 5-0	H, NCAA Super Regional (Tucson, Ariz.)
5/27/2006	LSU	L, 2-3	H, NCAA Super Regional (Tucson, Ariz.)
5/27/2006	LSU	W, 14-5 (5)	H, NCAA Super Regional (Tucson, Ariz.)
6/1/2006	Oregon State	W, 3-2 (9)	N, Women's College World Series (Oklahoma City)
6/2/2006	Texas	W, 2-0	N, Women's College World Series (Oklahoma City)
6/4/2006	Tennessee	L, 0-1	N, Women's College World Series (Oklahoma City)
6/4/2006	Tennessee	W, 6-0	N, Women's College World Series (Oklahoma City)
6/5/2006	Northwestern	W, 8-0	N, Women's College World Series (Oklahoma City)
6/6/2006	Northwestern	W, 5-0	N, Women's College World Series (Oklahoma City)

2007 (50-14, 15-5-1 Pac-10)

Date	Opponent	Score (Innings)	Home/Away/Neutral
2/9/2007	Ohio State	W, 12-3 (5)	N, Kajikawa Classic (Tempe, Ariz.)
2/9/2007	Nevada	W, 6-2	N, Kajikawa Classic (Tempe, Ariz.)
2/10/2007	Florida	L, 1-3 (8)	N, Kajikawa Classic (Tempe, Ariz.)
2/10/2007	Northwestern	W, 4-3	N, Kajikawa Classic (Tempe, Ariz.)
2/11/2007	Wisconsin	W, 4-1	N, Kajikawa Classic (Tempe, Ariz.)
2/11/2007	Texas A&M	L, 2-3	N, Kajikawa Classic (Tempe, Ariz.)
2/16/2007	Temple	W, 9-1 (5)	H, Wildcat Invitational (Tucson, Ariz.)
2/16/2007	Texas Tech	W, 1-0	H, Wildcat Invitational (Tucson, Ariz.)
2/17/2007	Virginia	W, 12-3 (6)	H, Wildcat Invitational (Tucson, Ariz.)
2/17/2007	Middle Tennessee State	W, 7-3	H, Wildcat Invitational (Tucson, Ariz.)
2/18/2007	Texas Tech	W, 8-1	H, Wildcat Invitational (Tucson, Ariz.)
2/23/2007	Texas A&M	W, 5-0	H
2/24/2007	Texas A&M	L, 3-4	H
2/25/2007	Texas A&M	W, 6-2	H
3/2/2007	Missouri	W, 5-4	H
3/3/2007	Missouri	W, 8-1	H
3/4/2007	Missouri	W, 8-7	H
3/6/2007	Creighton	W, 6-2	H
3/6/2007	Creighton	W, 7-3	H
3/9/2007	Baylor	W, 3-0	A
3/10/2007	Baylor	L, 2-3	A
3/11/2007	Baylor	L, 2-3	A
3/15/2007	North Carolina State	W, 2-0	N, Judi Garman Classic (Fullerton, Calif.)
3/15/2007	Oklahoma	L, 2-6	N, Judi Garman Classic (Fullerton, Calif.)
3/16/2007	Pacific	W, 11-0	N, Judi Garman Classic (Fullerton, Calif.)
3/17/2007	Michigan	W, 2-1	N, Judi Garman Classic (Fullerton, Calif.)
3/18/2007	Louisiana-Lafayette	W, 9-0	N, Judi Garman Classic (Fullerton, Calif.)
3/18/2007	Oklahoma	L, 0-11 (5)	N, Judi Garman Classic (Fullerton, Calif.)
3/24/2007	New Mexico	W, 13-0 (5)	H
3/24/2007	New Mexico	W, 8-0 (5)	H
3/25/2007	New Mexico	W, 11-3 (6)	H
3/30/2007	Washington	W, 6-0	A
3/31/2007	UCLA	L, 0-2	A
4/1/2007	UCLA	W, 11-2	A
4/6/2007	Arizona State	W, 1-0	H
4/7/2007	Arizona State	W, 1-0	H
4/13/2007	Stanford	W, 4-1	H
4/14/2007	California	W, 6-4	H
4/15/2007	California	W, 5-2	H
4/18/2007	Arizona State	L, 3-6	A
4/20/2007	Oregon State	W, 3-1	H
4/21/2007	Oregon	W, 4-1	H
4/22/2007	Oregon	W, 9-1 (6)	H
4/27/2007	California	W, 6-0	A
4/28/2007	Stanford	L, 2-3	A
4/29/2007	Stanford	T, 0-0 (12)	A
5/4/2007	Oregon	W, 6-2	A
5/5/2007	Oregon State	W, 10-1 (5)	A
5/6/2007	Oregon State	W, 2-0	A
5/10/2007	UCLA	L, 4-7	H
5/11/2007	Washington	L, 1-5	H
5/12/2007	Washington	W, 5-4 (8)	H
5/18/2007	Howard	W, 9-0 (5)	H, NCAA Regional (Tucson, Ariz.)
5/19/2007	Mississippi State	W, 8-0	H, NCAA Regional (Tucson, Ariz.)
5/20/2007	Pacific	W, 7-0	H, NCAA Regional (Tucson, Ariz.)
5/26/2007	Cal State Fullerton	W, 11-6	H, NCAA Super Regional (Tucson, Ariz.)
5/27/2007	Cal State Fullerton	W, 2-1	H, NCAA Super Regional (Tucson, Ariz.)
5/31/2007	Baylor	W, 2-1 (6)	N, Women's College World Series (Oklahoma City)
6/1/2007	Tennessee	L, 0-1	N, Women's College World Series (Oklahoma City)

6/2/2007	DePaul	W, 3-0	N, Women's College World Series (Oklahoma City)
6/3/2007	Washington	W, 2-0	N, Women's College World Series (Oklahoma City)
6/3/2007	Washington	W, 8-1	N, Women's College World Series (Oklahoma City)
6/4/2007	Tennessee	L, 0-3	N, Women's College World Series (Oklahoma City)
6/5/2007	Tennessee	W, 1-0 (10)	N, Women's College World Series (Oklahoma City)
6/6/2007	Tennessee	W, 5-0	N, Women's College World Series (Oklahoma City)

2008 (41-19, 13-8 Pac-10)

Date	Opponent	Score (Innings)	Home/Away/Neutral
2/16/2008	Northwestern	L, 5-8	N, Kajikawa Classic (Tempe, Ariz.)
2/16/2008	Texas A&M	L, 2-3	N, Kajikawa Classic (Tempe, Ariz.)
2/17/2008	Nevada	L, 0-1	N, Kajikawa Classic (Tempe, Ariz.)
2/17/2008	Southern Utah	W, 8-0 (5)	N, Kajikawa Classic (Tempe, Ariz.)
2/17/2008	Southern Utah	W, 11-3 (6)	N, Kajikawa Classic (Tempe, Ariz.)
2/22/2008	San Diego State	L, 1-2	N, Cathedral City Classic (Palm Springs, Calif.)
2/22/2008	Baylor	W, 12-0 (5)	N, Cathedral City Classic (Palm Springs, Calif.)
2/23/2008	Massachusetts	W, 4-2 (13)	N, Cathedral City Classic (Palm Springs, Calif.)
2/23/2008	Long Island University	W, 4-0	N, Cathedral City Classic (Palm Springs, Calif.)
2/24/2008	LSU	W, 7-4	N, Cathedral City Classic (Palm Springs, Calif.)
2/29/2008	South Florida	W, 12-0 (5)	H, Hillenbrand Invitational (Tucson, Ariz.)
2/29/2008	Iowa State	W, 7-1	H, Hillenbrand Invitational (Tucson, Ariz.)
3/1/2008	Illinois - Chicago	W, 18-3 (5)	H, Hillenbrand Invitational (Tucson, Ariz.)
3/1/2008	Virginia Tech	W, 4-3 (12)	H, Hillenbrand Invitational (Tucson, Ariz.)
3/2/2008	New Mexico State	W, 9-1 (6)	H, Hillenbrand Invitational (Tucson, Ariz.)
3/6/2008	Creighton	W, 6-0	H, Wildcat Invitational (Tucson, Ariz.)
3/7/2008	La Salle	W, 18-2	H, Wildcat Invitational (Tucson, Ariz.)
3/7/2008	Creighton	W, 15-1 (5)	H, Wildcat Invitational (Tucson, Ariz.)
3/8/2008	La Salle	W, 16-0 (5)	H, Wildcat Invitational (Tucson, Ariz.)
3/8/2008	Creighton	L, 1-2	H, Wildcat Invitational (Tucson, Ariz.)
3/14/2008	New Mexico	W, 8-1	H
3/15/2008	New Mexico	W, 8-0 (5)	H
3/18/2008	Texas El Paso	L, 6-9	A
3/18/2008	Texas El Paso	W, 8-2	A
3/20/2008	DePaul	W, 11-0	N, Judi Garman Classic (Fullerton, Calif.)
3/21/2008	Florida State	W, 13-2 (6)	N, Judi Garman Classic (Fullerton, Calif.)
3/21/2008	Michigan	L, 0-2	N, Judi Garman Classic (Fullerton, Calif.)
3/22/2008	Louisiana-Lafayette	W, 2-0	N, Judi Garman Classic (Fullerton, Calif.)
3/22/2008	Cal State Fullerton	L, 1-2	N, Judi Garman Classic (Fullerton, Calif.)
3/26/2008	Marshall	W, 9-1 (5)	H
3/26/2008	Marshall	W, 11-5	H
3/28/2008	Stanford	W, 4-1 (8)	A
3/29/2008	California	L, 1-3	A
3/30/2008	California	W, 5-2	A
4/4/2008	Oregon State	W, 6-0	A
4/5/2008	Oregon	W, 5-1	A
4/6/2008	Oregon	L, 2-3	A
4/9/2008	Arizona State	L, 1-8	H
4/11/2008	Washington	W, 5-4 (8)	H
4/12/2008	UCLA	W, 8-0 (6)	H
4/13/2008	UCLA	L, 1-2	H
4/18/2008	Arizona State	L, 0-2	A
4/19/2008	Arizona State	L, 8-9	A
4/25/2008	Oregon	L, 1-2	H
4/26/2008	Oregon State	W, 7-6	H
4/27/2008	Oregon State	W, 13-1 (5)	H
5/2/2008	UCLA	L, 1-2	A
5/3/2008	Washington	W, 3-0	A
5/4/2008	Washington	W, 3-0	A
5/8/2008	California	W, 2-0	H
5/9/2008	Stanford	W, 8-0 (6)	H
5/10/2008	Stanford	W, 6-1	H
5/17/2008	Canisius	W, 11-0 (5)	N, NCAA Regional (Hempstead, N.Y.)
5/17/2008	Hofstra	W, 10-0 (5)	N, NCAA Regional (Hempstead, N.Y.)
5/18/2008	Hofstra	W, 5-0	N, NCAA Regional (Hempstead, N.Y.)
5/23/2008	Oklahoma	W, 3-1	H, NCAA Super Regional (Tucson, Ariz.)
5/24/2008	Oklahoma	L, 0-2	H, NCAA Super Regional (Tucson, Ariz.)
5/24/2008	Oklahoma	W, 5-2	H, NCAA Super Regional (Tucson, Ariz.)
5/29/2008	UCLA	L, 0-1	N, Women's College World Series (Oklahoma City)
5/31/2008	Alabama	L, 1-5	N, Women's College World Series (Oklahoma City)

2009 (46-17, 13-7 Pac-10)

Date	Opponent	Score (Innings)	Home/Away/Neutral
2/6/2009	Kansas	L, 1-5	N, Kajikawa Classic (Tempe, Ariz.)
2/6/2009	Texas El Paso	W, 8-5	N, Kajikawa Classic (Tempe, Ariz.)
2/7/2009	Northwestern	L, 1-3	N, Kajikawa Classic (Tempe, Ariz.)
2/7/2009	Nevada	W, 7-2	N, Kajikawa Classic (Tempe, Ariz.)
2/12/2009	Marshall	W, 10-4	N, USF Wilson Tournament (Tampa, Fla.)
2/13/2009	South Florida	W, 7-2 (8)	N, USF Wilson Tournament (Tampa, Fla.)
2/14/2009	Illinois	W, 7-4	N, USF Wilson Tournament (Tampa, Fla.)
2/14/2009	South Florida	W, 6-4	N, USF Wilson Tournament (Tampa, Fla.)

2/15/2009	Hofstra	W, 10-0 (5)	N, USF Wilson Tournament (Tampa, Fla.)
2/20/2009	North Dakota State	W, 10-0 (5)	H, Wildcat Invitational (Tucson, Ariz.)
2/20/2009	Utah	W, 16-1 (5)	H, Wildcat Invitational (Tucson, Ariz.)
2/21/2009	Utah	W, 12-1 (5)	H, Wildcat Invitational (Tucson, Ariz.)
2/21/2009	North Dakota State	W, 9-2	H, Wildcat Invitational (Tucson, Ariz.)
2/22/2009	North Dakota State	W, 12-0 (5)	H, Wildcat Invitational (Tucson, Ariz.)
2/22/2009	Utah	W, 6-1	H, Wildcat Invitational (Tucson, Ariz.)
2/27/2009	Texas A&M	L, 5-6 (9)	A
2/28/2009	Texas A&M	W, 9-4	A
3/1/2009	Texas A&M	L, 4-5 (8)	A
3/4/2009	Texas El Paso	W, 20-1 (5)	H, Hillenbrand Invitational (Tucson, Ariz.)
3/4/2009	Texas El Paso	W, 5-2	H, Hillenbrand Invitational (Tucson, Ariz.)
3/6/2009	Minnesota	W, 10-4	H, Hillenbrand Invitational (Tucson, Ariz.)
3/6/2009	Minnesota	W, 20-3 (5)	H, Hillenbrand Invitational (Tucson, Ariz.)
3/7/2009	Creighton	L, 0-6	H, Hillenbrand Invitational (Tucson, Ariz.)
3/7/2009	Creighton	W, 19-2 (5)	H, Hillenbrand Invitational (Tucson, Ariz.)
3/8/2009	Saint Joseph's	W, 14-5 (5)	H, Hillenbrand Invitational (Tucson, Ariz.)
3/8/2009	Saint Joseph's	W, 20-1 (5)	H, Hillenbrand Invitational (Tucson, Ariz.)
3/10/2009	Simon Fraser	W, 9-1 (5)	H
3/10/2009	Simon Fraser	W, 11-0 (5)	H
3/13/2009	Texas	W, 6-5	N, Judi Garman Classic (Fullerton, Calif.)
3/13/2009	New Mexico	W, 9-1 (5)	N, Judi Garman Classic (Fullerton, Calif.)
3/14/2009	Penn State	L, 6-9	N, Judi Garman Classic (Fullerton, Calif.)
3/14/2009	Notre Dame	W, 10-1 (5)	N, Judi Garman Classic (Fullerton, Calif.)
3/15/2009	Michigan	L, 1-4	N, Judi Garman Classic (Fullerton, Calif.)
3/18/2009	New Mexico State	W, 8-5	A
3/18/2009	New Mexico State	W, 10-5	A
3/27/2009	Oregon State	W, 12-9	H
3/18/2009	Oregon	W, 11-3 (5)	H
3/29/2009	Oregon	W, 7-6	H
4/3/2009	Washington	L, 0-6	A
4/4/2009	UCLA	W, 9-2	A
4/5/2009	UCLA	L, 2-3	A
4/10/2009	Arizona State	W, 10-8	H
4/17/2009	Stanford	W, 12-4 (6)	H
4/18/2009	California	W, 11-2 (5)	H
4/19/2009	California	W, 7-5	H
4/24/2009	UCLA	L, 1-2	H
4/25/2009	Washington	L, 1-4	H
4/26/2009	Washington	W, 11-0 (5)	H
4/29/2009	Arizona State	W, 3-2	A
4/29/2009	Arizona State	W, 10-6	A
5/2/2009	Stanford	L, 3-4	A
5/3/2009	Stanford	L, 1-2	A
5/7/2009	Oregon	L, 1-2 (10)	A
5/8/2009	Oregon State	W, 10-0 (5)	A
5/9/2009	Oregon State	W, 12-2	A
5/15/2009	Tennessee Martin	W, 9-3	N, NCAA Regional (Louisville, Ky.)
5/16/2009	Louisville	W, 18-4 (5)	N, NCAA Regional (Louisville, Ky.)
5/17/2009	Purdue	W, 4-2	N, NCAA Regional (Louisville, Ky.)
5/21/2009	Stanford	L, 4-6	A, NCAA Super Regional (Palo Alto, Calif.)
5/22/2009	Stanford	W, 7-3	A, NCAA Super Regional (Palo Alto, Calif.)
5/22/2009	Stanford	W, 6-5	A, NCAA Super Regional (Palo Alto, Calif.)
5/28/2009	Florida	L, 0-3	N, Women's College World Series (Oklahoma City)
5/30/2009	Alabama	L, 0-14	N, Women's College World Series (Oklahoma City)

2010 (52-14, 13-8 Pac-10)

Date	Opponent	Score (Innings)	Home/Away/Neutral
2/12/2010	Western Michigan	W, 13-0 (5)	N, Kajikawa Classic (Tempe, Ariz.)
2/12/2010	Purdue	W, 10-0 (5)	N, Kajikawa Classic (Tempe, Ariz.)
2/13/2010	Northwestern	W, 4-3	N, Kajikawa Classic (Tempe, Ariz.)
2/13/2010	North Dakota State	W, 6-0	N, Kajikawa Classic (Tempe, Ariz.)
2/14/2010	Nevada	W, 10-5	N, Kajikawa Classic (Tempe, Ariz.)
2/14/2010	Cal State Fullerton	W, 8-1	N, Kajikawa Classic (Tempe, Ariz.)
2/21/2010	Missouri	W, 5-0	H
2/21/2010	Missouri	L, 5-10	H
2/26/2010	Brigham Young	W, 8-0 (5)	N, Cathedral City Classic (Palm Springs, Calif.)
2/26/2010	Fresno State	W, 11-0 (5)	N, Cathedral City Classic (Palm Springs, Calif.)
2/27/2010	Hawaii	W, 8-3	N, Cathedral City Classic (Palm Springs, Calif.)
2/28/2010	Baylor	W, 3-2	N, Cathedral City Classic (Palm Springs, Calif.)
2/28/2010	Cal Poly	W, 7-3	N, Cathedral City Classic (Palm Springs, Calif.)
3/3/2010	New Mexico State	W, 8-0 (5)	H
3/3/2010	New Mexico State	W, 9-0 (5)	H
3/4/2010	Northern Iowa	W, 4-1	H
3/7/2010	Saint John's	W, 13-5 (5)	H
3/11/2010	Saint John's	W, 13-0 (5)	H
3/12/2010	Northern Colorado	W, 12-0 (5)	H, Wildcat Invitational (Tucson, Ariz.)
3/12/2010	Illinois - Chicago	W, 8-0 (5)	H, Wildcat Invitational (Tucson, Ariz.)
3/13/2010	Saint John's	W, 16-1 (5)	H, Wildcat Invitational (Tucson, Ariz.)
3/13/2010	Creighton	W, 6-0	H, Wildcat Invitational (Tucson, Ariz.)

Year-by-Year//Tournament Records

Arizona Softball

3/14/2010	Minnesota	W, 12-0 (5)	H, Wildcat Invitational (Tucson, Ariz.)	2/19/2011	Drake	W, 5-3	H, Hillenbrand Invitational (Tucson, Ariz.)
3/18/2010	Louisville	W, 11-3	N, Judi Garman Classic (Fullerton, Calif.)	2/19/2011	Kennesaw State	W, 8-0 (5)	H, Hillenbrand Invitational (Tucson, Ariz.)
3/18/2010	Michigan	L, 0-1 (8)	N, Judi Garman Classic (Fullerton, Calif.)	2/20/2011	Texas A&M - CC	W, 9-1 (5)	H, Hillenbrand Invitational (Tucson, Ariz.)
3/19/2010	Oklahoma	W, 4-3	N, Judi Garman Classic (Fullerton, Calif.)	2/20/2011	Pacific	W, 8-6	H, Hillenbrand Invitational (Tucson, Ariz.)
3/20/2010	New Mexico	W, 9-3	N, Judi Garman Classic (Fullerton, Calif.)	2/25/2011	LSU	W, 4-1	N, Cathedral City Classic (Palm Springs, Calif.)
3/21/2010	Virginia	L, 1-2	N, Judi Garman Classic (Fullerton, Calif.)	2/26/2011	Georgia	L, 0-8 (5)	N, Cathedral City Classic (Palm Springs, Calif.)
3/26/2010	New Mexico	W, 8-0 (5)	A	2/26/2011	Virginia	W, 9-3	N, Cathedral City Classic (Palm Springs, Calif.)
3/27/2010	New Mexico	W, 10-2 (6)	A	2/27/2011	Loyola Marymount	W, 6-0	N, Cathedral City Classic (Palm Springs, Calif.)
3/28/2010	New Mexico	W, 14-0 (5)	A	2/27/2011	San Diego State	W, 5-0	N, Cathedral City Classic (Palm Springs, Calif.)
4/1/2010	Arizona State	W, 12-6	A	3/4/2011	Portland State	W, 8-0 (5)	H, Wildcat Invitational (Tucson, Ariz.)
4/2/2010	Arizona State	L, 1-11 (5)	A	3/4/2011	Utah State	W, 11-3 (6)	H, Wildcat Invitational (Tucson, Ariz.)
4/3/2010	Arizona State	W, 14-2 (5)	A	3/5/2011	Idaho State	W, 5-3	H, Wildcat Invitational (Tucson, Ariz.)
4/7/2010	Texas El Paso	W, 8-0 (5)	H	3/5/2011	Minnesota	W, 10-1 (5)	H, Wildcat Invitational (Tucson, Ariz.)
4/7/2010	Texas El Paso	W, 10-0 (5)	H	3/6/2011	Cal Riverside	W, 8-0 (5)	H, Wildcat Invitational (Tucson, Ariz.)
4/9/2010	Washington	L, 1-2	A	3/9/2011	Creighton	W, 8-0 (6)	H
4/10/2010	Washington	L, 0-7	A	3/11/2011	Baylor	L, 0-6	H
4/11/2010	Washington	L, 3-9	A	3/12/2011	Baylor	W, 9-7	H
4/16/2010	Stanford	W, 3-2	H	3/13/2011	Baylor	L, 2-3	H
4/17/2010	Stanford	W, 10-2 (6)	H	3/15/2011	New Mexico State	W, 7-2	A
4/18/2010	Stanford	W, 5-4	H	3/15/2011	New Mexico State	W, 7-5 (8)	A
4/23/2010	Oregon State	W, 20-1 (5)	H	3/17/2011	Oklahoma	L, 3-5	N, Judi Garman Classic (Fullerton, Calif.)
4/24/2010	Oregon State	W, 8-0 (5)	H	3/17/2011	Louisiana-Lafayette	W, 10-2 (5)	N, Judi Garman Classic (Fullerton, Calif.)
4/25/2010	Oregon State	W, 9-1 (5)	H	3/18/2011	Michigan	L, 0-8	N, Judi Garman Classic (Fullerton, Calif.)
4/30/2010	California	W, 8-0 (5)	A	3/19/2011	DePaul	W, 7-1	N, Judi Garman Classic (Fullerton, Calif.)
5/1/2010	California	W, 4-2 (9)	A	3/19/2011	San Jose State	W, 14-6 (6)	N, Judi Garman Classic (Fullerton, Calif.)
5/2/2010	California	L, 0-8 (6)	A	3/25/2011	Cal State Northridge	W, 8-0 (5)	H
5/7/2010	Oregon	W, 8-3	A	3/26/2011	Cal State Northridge	W, 10-1 (5)	H
5/8/2010	Oregon	L, 1-2 (11)	A	3/27/2011	Cal State Northridge	W, 16-5 (5)	H
5/9/2010	Oregon	W, 11-0 (5)	A	4/1/2011	Stanford	W, 8-0 (5)	A
5/13/2010	UCLA	L, 5-6 (8)	H	4/2/2011	Stanford	W, 6-1	A
5/14/2010	UCLA	W, 5-3	H	4/3/2011	Stanford	W, 2-0	A
5/15/2010	UCLA	L, 4-6	H	4/8/2011	Oregon State	L, 1-3	A
5/21/2010	Cornell	W, 9-0 (5)	H, NCAA Regional (Tucson, Ariz.)	4/9/2011	Oregon State	W, 4-1	A
5/22/2010	Hofstra	W, 6-0	H, NCAA Regional (Tucson, Ariz.)	4/9/2011	Oregon State	W, 6-3	A
5/23/2010	Hofstra	W, 10-6 (12)	H, NCAA Regional (Tucson, Ariz.)	4/15/2011	Washington	L, 0-3	H
5/28/2010	Brigham Young	W, 2-1	H, NCAA Super Regional (Tucson, Ariz.)	4/16/2011	Washington	W, 13-5 (5)	H
5/29/2010	Brigham Young	W, 10-2 (5)	H, NCAA Super Regional (Tucson, Ariz.)	4/17/2011	Washington	W, 6-1	H
6/3/2010	Tennessee	L, 0-9 (5)	N, Women's College World Series (Oklahoma City)	4/21/2011	Arizona State	L, 0-4	H
6/5/2010	Washington	W, 4-3	N, Women's College World Series (Oklahoma City)	4/22/2011	Arizona State	L, 10-13	H
6/5/2010	Hawaii	W, 5-1	N, Women's College World Series (Oklahoma City)	4/23/2011	Arizona State	L, 3-8	H
6/6/2010	Tennessee	W, 8-0 (5)	N, Women's College World Series (Oklahoma City)	4/29/2011	Oregon	L, 0-2	H
6/6/2010	Tennessee	W, 5-2	N, Women's College World Series (Oklahoma City)	4/30/2011	Oregon	L, 6-12	H
6/7/2010	UCLA	L, 5-6 (8)	N, Women's College World Series (Oklahoma City)	5/1/2011	Oregon	W, 7-6	H
6/8/2010	UCLA	L, 9-15	N, Women's College World Series (Oklahoma City)	5/6/2011	UCLA	W, 5-1	A
				5/7/2011	UCLA	W, 7-1	A
				5/8/2011	UCLA	L, 1-5	A
				5/12/2011	California	W, 2-1 (10)	H
				5/13/2011	California	L, 4-9	H
				5/14/2011	California	L, 3-6	H
				5/20/2011	Harvard	W, 10-0 (6)	H, NCAA Regional (Tucson, Ariz.)
				5/21/2011	New Mexico State	W, 8-0	H, NCAA Regional (Tucson, Ariz.)
				5/22/2011	Texas Tech	W, 10-2 (6)	H, NCAA Regional (Tucson, Ariz.)
				5/28/2011	Oklahoma	L, 2-5	H, NCAA Super Regional (Tucson, Ariz.)
				5/29/2011	Oklahoma	L, 0-6	H, NCAA Super Regional (Tucson, Ariz.)

2011 (43-18, 11-10 Pac-10)

Date	Opponent	Score (Innings)	Home/Away/Neutral
2/10/2011	Indiana	W, 4-0	N, Kajikawa Classic (Tempe, Ariz.)
2/11/2011	Nebraska	W, 6-1	N, Kajikawa Classic (Tempe, Ariz.)
2/11/2011	Utah	W, 8-3	N, Kajikawa Classic (Tempe, Ariz.)
2/12/2011	Oklahoma	L, 1-11 (5)	N, Kajikawa Classic (Tempe, Ariz.)
2/12/2011	Texas A&M	W, 6-3	N, Kajikawa Classic (Tempe, Ariz.)
2/13/2011	Cal Poly	W, 14-0 (5)	N, Kajikawa Classic (Tempe, Ariz.)
2/18/2011	Texas A&M - CC	W, 15-0 (5)	H, Hillenbrand Invitational (Tucson, Ariz.)

Tournament (Alternate names)	Location	Record	Years Competed
Oklahoma Sooner Invitational	Norman, Okla.	9-5	1984, 85
Tri Arc Invitational	Salt Lake City, Utah	2-3	1985
UOP Tournament (Libby Mason Invitational)	Stockton, Calif.	18-4	1984, 86, 87
Utah/Utah State Classic	Logan, Utah	12-1	1988, 89
National Invitational	San Jose, Calif.	5-1	1989
Houston Classic	Houston, Texas	8-2	1987, 91
Roadrunner Invitational	Las Cruces, N.M.	41-7	1986-92
SW Diamond Classic	Albuquerque, N.M.	15-2	1987, 90, 94
Texas A&M Tournament	College Station, Texas	6-0	1995
Louisiana Classic	Lafayette, La.	5-0	1997
Florida Louisville Slugger Invitational	Gainesville, Fla.	4-0	1998
Texas Softball Tournament	Austin, Texas	4-1	1999
'Bama Bash	Tuscaloosa, Ala.	6-0	2000
Red Raider Classic	Lubbock, Texas	5-0	2003
Arizona Classic	Tucson, Ariz.	93-9	1987, 89-96, 98-2005
Compass Bank Invitational	Waco, Texas	4-0	2005
UNLV Tournament	Las Vegas, Nev.	5-0	2005
USF Wilson Tournament	Tampa, Fla.	14-0	2001, 03, 09
Wildcat Invitational	Tucson, Ariz.	84-3	1988, 96-2011
Judi Garman Classic (CSFU Pony Invitational, Pony-Louisville Slugger, Kia Klassic)	Fullerton, Calif.	116-46	1984-present
Kajikawa Classic (ASU Invitational, Coca Cola Classic, Fiesta Bowl Classic)	Tempe, Ariz.	105-15	1985, 88, 90-present
Hillenbrand Invitational	Tucson, Ariz.	74-3	1994-2004, 06, 08, 09, 11-present
Cathedral City Classic	Palm Springs, Calif.	22-3	2004, 06, 08, 10-present

Total Non-Conference Tournament Record: 657-100 (.868)

2012 Media Guide

Record vs. Opponent

Adelphi	2-0	Long Island University	2-0	San Diego State	17-6
Akron	1-0	Louisiana-Lafayette	15-2	San Francisco	5-0
Alabama	10-2	Louisiana-Monroe	1-0	San Jose State	5-0
Arizona State	86-42-1	Louisiana Tech	4-1	Simon Fraser	3-0
Arkansas	1-0	Louisville	3-0	South Carolina	5-3
Auburn	3-0	Loyola Marymount	1-0	South Florida	9-0
Baylor	14-4	LSU	8-1	Southern Illinois	2-0
Birmingham Southern	1-0	Marist	1-0	Southern Mississippi	3-1
Boston College	3-0	Marshall	4-0	Southern Utah	7-0
Boston University	2-0	Maryland	4-1	Southwest Louisiana	2-0
Bowling Green	3-0	Massachusetts	7-0	Southwest Texas State	8-0
Brigham Young	5-0	McNeese State	5-0	Southwestern Louisiana	1-1
Cal Poly	2-0	Metro	1-0	Stanford	59-8-1
Cal Poly Pomona	9-3	Miami (Ohio)	1-0	Temple	1-0
Cal Riverside	1-0	Michigan	9-6	Tennessee	11-5
Cal State Fullerton	25-20	Middle Tennessee State	2-0	Tennessee-Chatanooga	2-0
Cal State Northridge	24-6	Minnesota	20-2	Tennessee Martin	1-0
California	68-24	Mississippi	1-0	Tennessee Tech	2-0
Canisius	3-0	Mississippi State	2-1	Texas	10-7
Central Michigan	4-0	Missouri	10-2	Texas-Arlington	2-0
Colorado State	14-0	Nebraska	13-2	Texas-San Antonio	2-0
Columbia	1-0	Nevada	7-2	Texas A&M	25-11
Connecticut	1-0	New Mexico	27-1	Texas A&M-Corpus Christi	2-0
Cornell	1-0	New Mexico Highlands	1-0	Texas El Paso	7-1
Creighton	12-2	New Mexico State	47-3	Texas San Antonio	2-0
Dayton	1-0	Niagara	1-0	Texas State	1-0
DePaul	10-3	Nicholls State	1-0	Texas Tech	11-2
Drake	6-0	North Carolina	4-0	Toledo	5-1
East Carolina	1-0	North Carolina State	3-0	Troy State	1-0
Eastern Michigan	6-0	North Dakota State	4-0	Tulsa	2-0
Evansville	1-0	North Texas	1-0	U.S. International	10-4
Florida	5-2	Northeast Louisiana	2-1	UC Santa Barbara	12-1
Florida Atlantic	2-0	Northern Arizona	13-1	UCLA	53-64
Florida International	1-0	Northern Colorado	1-0	UNLV	5-2
Florida State	13-0	Northern Illinois	2-1	Utah	21-6
Fresno State	36-12	Northern Iowa	4-0	Utah State	13-8
Furman	1-0	Northwestern	15-2	Virginia	3-1
Georgia	3-1	Northwestern State	6-0	Virginia Tech	1-0
Georgia State	2-0	Notre Dame	6-0	Washington	58-23
Georgia Tech	2-0	Ohio	1-0	Weber State	0-2
Harvard	1-0	Ohio State	12-2	Western Michigan	8-0
Hawaii	13-0	Oklahoma	25-13	Western New Mexico	4-0
Hofstra	5-0	Oklahoma State	15-9	Wichita State	7-0
Howard	1-0	Oregon	79-15	Wisconsin	2-1
Idaho State	1-0	Oregon State	86-9		
Illinois	3-0	Pacific	15-3		
Illinois-Chicago	13-0	Penn State	8-2		
Illinois State	4-0	Portland State	1-0		
Indiana	4-2	Princeton	1-0		
Indiana State	1-0	Purdue	2-0		
Iowa	6-0	Rider	1-0		
Iowa State	8-0	Rutgers	1-0		
Kansas	12-1	Sacramento State	1-0		
Kansas State	1-1	Saint John's	3-0		
Kennesaw State	1-0	Saint Joseph's	2-0		
Kent State	1-0	Saint Louis	1-0		
Kentucky	2-0	Saint Mary's	2-0		
La Salle	2-0	Saint Peter's	2-0		
Lehigh	1-0	Sam Houston State	4-0		
Long Beach State	23-9	San Diego	2-0		

1987 **At-Large Regional, Tempe Arizona:**
 Arizona State 4, Arizona 3
 Arizona State 5, Arizona 0

1988 **Midwest Regional, Tucson, Ariz.:**
 Arizona 5, Minnesota 0
 South Carolina 1, Arizona 0
 Arizona 1, South Carolina 0
 Arizona 4, South Carolina 3
College World Series, San Jose:
 Arizona 1, Adelphi 0
 Arizona 4, Cal Poly-Pomona 1
 UCLA 5, Arizona 0
 Fresno State 4, Arizona 0

1989 **Region 6, Tempe, Ariz.:**
 Arizona 8, Utah State 3
 Arizona 3, Arizona State 2 (8 innings)
 Arizona 3, Arizona State 0
College World Series, San Jose:
 Arizona 12, Fresno State 0 (5 innings)
 Oklahoma State 4, Arizona 0 (8 innings)
 Arizona 4, Oregon 0
 UCLA 3, Arizona 0

1990 **Region 3, Tucson, Ariz.:**
 Arizona State 1, Arizona 0
 Arizona 1, Arizona State 0
 Arizona 9, Arizona State 5
College World Series, Oklahoma City:
 Oklahoma State 3, Arizona 0
 Fresno State 1, Arizona 0

1991 **Region 4, Tempe Ariz.:**
 Arizona 4, Arizona State 2
 Arizona 4, Arizona State 0
College World Series, Oklahoma City:
 Arizona 1, UNLV 0 (13 innings)
 Arizona 1, UCLA 0 (9 innings)
 Arizona 1, LBSU 0 (8 innings)
 Fresno State 1, Arizona 0 (8 innings)
 Arizona 5, UCLA 1 - TITLE GAME

1992 **Region 2, Tucson, Ariz.:**
 Arizona 1, Michigan 0
 Arizona 8, Michigan 0
College World Series, Oklahoma City:
 Long Beach State 1, Arizona 0
 Arizona 1, Kansas 0 (17 innings)
 Arizona 2, California 1
 Arizona 1, Fresno State 0
 UCLA 1, Arizona 0 - TITLE GAME

1993 **Region 3, Tucson, Ariz.:**
 Arizona 1, Arizona State 0
 Arizona 7, Arizona State 2
College World Series, Oklahoma City:
 Arizona 6, Long Beach State 0
 Arizona 2, Southwestern La. 1 (10 innings)
 Arizona 1, Oklahoma State 0
 Southwestern La. 1, Arizona 0
 Arizona 1, UCLA 0 - TITLE GAME

1994 **Region 1, Tucson, Ariz.:**
 Arizona 7, Canisius 0
 Arizona 5, Texas A&M 0
 Arizona 6, Texas A&M 0
College World Series, Oklahoma City:
 Arizona 8, Illinois-Chicago 0 (5 innings)
 Arizona 3, Fresno State 0
 Arizona 5, UCLA 2
 Arizona 4, CSUN 0 - TITLE GAME

1995 **Tucson, Ariz., Regional:**
 Arizona 8, Ohio Univ. 0 (5 innings)
 Arizona 9, Nebraska 1 (6 innings)
 Arizona 15, Florida State 0 (5 innings)
College World Series, Oklahoma City:
 Arizona 9, Princeton 1 (5 innings)
 Arizona 11, CS-Fullerton 0 (5 innings)
 Arizona 8, UNLV 0 (6 innings)
 UCLA 4, Arizona 2 - TITLE GAME

1996 **Tallahassee, Fla., Regional:**
 Arizona 8, Troy State 0 (5 innings)
 Arizona 9, Florida State 6
 Arizona 10, Florida State 3
College World Series, Columbus, Ga.
 Arizona 5, Iowa 2
 Arizona 4, UCLA 0
 Arizona 10, Iowa 2 (6 innings)
 Arizona 6, Washington 4 - TITLE GAME

1997 **Tucson, Ariz., Regional:**
 Arizona 11, Rider 2 (5 innings)
 Arizona 2, Nebraska 0
 Arizona 5, Nebraska 1
College World Series, Oklahoma City:
 Arizona 2, Massachusetts 1
 Arizona 2, UCLA 0
 Fresno State 3, Arizona 0
 Arizona 6, Fresno State 3
 Arizona 10, UCLA 2 (5 innings) - TITLE GAME

1998 **Tucson, Ariz. Regional:**
 Arizona 14, Niagara 0 (5 innings)
 Arizona 10, Pacific 0 (5 innings)
 Arizona 7, Pacific 0
College World Series, Oklahoma City:
 Arizona 1, Oklahoma State 0
 Arizona 8, Washington 0 (5 innings)
 Arizona 5, Oklahoma State 0
 Fresno State 1, Arizona 0 - TITLE GAME

1999 **Tucson, Ariz. Regional:**
 Arizona 9, East Carolina 1 (5 innings)
 Arizona 8, Southwest Texas State 0
 Maryland 7, Arizona 3
 Arizona 6, Kansas 1
 Arizona 10, Maryland 0 (5 innings)
 Arizona 8, Maryland 0 (5 innings)
College World Series, Oklahoma City:
 Arizona 3, California 0
 Washington 3, Arizona 0
 DePaul 1, Arizona 0

2000 **Tucson, Ariz. Regional:**
 Arizona 8, Middle Tennessee 0 (6 innings)
 Arizona 10, Massachusetts 0 (6 innings)
 Arizona 13, Nebraska 0 (5 innings)
 Arizona 5, Nebraska 0
College World Series, Oklahoma City:
 Southern Mississippi 1, Arizona 0
 Arizona 6, California 0
 Arizona 4, Washington 2
 Oklahoma 1, Arizona 0

2001 **Tucson, Ariz. Regional:**
 Arizona 4, Saint Peter's 2
 Arizona 8, Texas Tech 0 (6 innings)
 Arizona 5, CS Fullerton 4
 Arizona 6, Southwest Texas State 2
College World Series, Oklahoma City:
 Arizona 3, California 2
 Arizona 5, Oklahoma 4
 Arizona 1, Stanford 0
 Arizona 1, UCLA 0 - TITLE GAME

2002 **Region 2, Minneapolis:**
 Arizona 4, Boston University 1
 Arizona 4, Penn State 3
 Arizona 2, DePaul 0
 DePaul 6, Arizona 0
 Arizona 8, DePaul 0 (5 innings)
College World Series, Oklahoma City:
 Arizona 1, Nebraska 0
 Arizona 1, Arizona State 0
 Arizona 6, Florida State 2 (11 innings)
 California 6, Arizona 0 - TITLE GAME

2003 **Region 1, Tucson, Ariz.:**
 Arizona 11, Colorado State 1
 Arizona 4, Minnesota 0
 Arizona 3, Texas A&M 0
 Arizona 10, Texas A&M 5
College World Series, Oklahoma City:
 Arizona 3, Alabama 2
 Arizona 2, Washington 1
 California 2, Arizona 1
 California 4, Arizona 1

2004 **Region 1, Tucson, Ariz.:**
 Arizona 2, Centenary 1
 Arizona 4, Louisiana-Lafayette 0
 Oklahoma 3, Arizona 2
 Louisiana-Lafayette 5, Arizona 0

2005 **Region 3, Tucson, Ariz.:**
 Arizona 12, Lehigh 0
 Arizona 3, Oklahoma State 0
 Arizona 2, Oklahoma State 1 (8 innings)
Tucson Super Regional:
 Arizona 6, Oklahoma 0
 Arizona 7, Oklahoma 6
College World Series, Oklahoma City:
 Tennessee 1, Arizona 0
 Arizona 3, California 2 (12 innings)
 Texas 1, Arizona 0 (11 innings)

2012 Media Guide

NCAA Tournament Year-by-Year// Record vs. NCAA Opponent

2006 **Region 3, Tucson, Ariz.:**
 Arizona 9, Marist 0 (5 innings)
 Arizona 6, Ohio State 3
 Arizona 4, Auburn 2
Tucson Super Regional:
 Arizona 5, LSU 0
 LSU 3, Arizona 2
 Arizona 14, LSU 5 (5 innings)
College World Series, Oklahoma City:
 Arizona 3, Oregon State 2 (9 innings)
 Arizona 2, Texas 0
 Tennessee 1, Arizona 0
 Arizona 6, Tennessee 0
 CHAMPIONSHIP SERIES
 Arizona 8, Northwestern 0
 Arizona 5, Northwestern 0

2007 **Region 1, Tucson, Ariz.:**
 Arizona 9, Howard 0 (5 innings)
 Arizona 8, Mississippi State 0
 Arizona 7, Pacific 0
Tucson Super Regional:
 Arizona 11, Cal State Fullerton 6
 Arizona 2, Cal State Fullerton 1
College World Series, Oklahoma City:
 Arizona 2, Baylor 1 (9 innings)
 Tennessee 1, Arizona 0
 Arizona 3, DePaul 0
 Arizona 2, Washington 0
 Arizona 8, Washington 1
 CHAMPIONSHIP SERIES
 Tennessee 1, Arizona 0
 Arizona 1, Tennessee 0 (10 innings)
 Arizona 5, Tennessee 0

2008 **Region 7, Hempstead, N.Y.:**
 Arizona 11, Canisius 0 (5 innings)
 Arizona 10, Hofstra 0 (5 innings)
 Arizona 5, Hofstra 0
Tucson Super Regional:
 Arizona 3, Oklahoma 1
 Oklahoma 2, Arizona 0
 Arizona 5, Oklahoma 2
College World Series, Oklahoma City:
 UCLA 1, Arizona 0
 Alabama 5, Arizona 1

2009 **Region 9, Louisville, Ky.:**
 Arizona 9, UT-Martin 3
 Arizona 18, Louisville 4 (5 innings)
 Arizona 4, Purdue 2
Palo Alto Super Regional:
 Stanford 6, Arizona 4
 Arizona 7, Stanford 3
 Arizona 6, Stanford 5
College World Series, Oklahoma City:
 Florida 3, Arizona 0
 Alabama 14, Arizona 0 (5 innings)

2010 **Region 10, Tucson, Ariz.:**
 Arizona 9, Cornell 0 (5 innings)
 Arizona 6, Hofstra 0
 Arizona 10, Hofstra 6 (12 innings)
Tucson Super Regional:
 Arizona 2, BYU 1
 Arizona 10, BYU 2 (5 innings)
College World Series, Oklahoma City:
 Tennessee 9, Arizona 0 (5 innings)
 Arizona 4, Washington 3
 Arizona 5, Hawaii 1
 Arizona 8, Tennessee 0 (5 innings)
 Arizona 5, Tennessee 2
 CHAMPIONSHIP SERIES
 UCLA 6, Arizona 5 (8 innings)
 UCLA 15, Arizona 9

2011 **Region 8, Tucson, Ariz.:**
 Arizona 10, Harvard 0 (6 innings)
 Arizona 8, New Mexico State 0
 Arizona 10, Texas Tech 2 (6 innings)
Tucson Super Regional
 Oklahoma 6, Arizona 0
 Oklahoma 5, Arizona 2

<i>Team</i>	<i>NCAA</i>	<i>WCWS</i>
Adelphi	1-0	1-0
Alabama	1-2	1-2
Auburn	1-0	0-0
Arizona State	9-3	1-0
Baylor	1-0	1-0
Boston University	1-0	0-0
Brigham Young	2-0	0-0
California	5-3	5-3
Cal Poly Pomona	1-0	1-0
Cal State Fullerton	4-0	1-0
Cal State Northridge	1-0	1-0
Canisius	2-0	0-0
Centenary	1-0	0-0
Colorado State	1-0	0-0
Cornell	1-0	0-0
DePaul	3-2	1-1
East Carolina	1-0	0-0
Florida	0-1	0-1
Florida State	4-0	1-0
Fresno State	4-5	4-5
Hawaii	1-0	1-0
Harvard	1-0	0-0
Hofstra	4-0	0-0
Howard	1-0	0-0
Illinois-Chicago	1-0	1-0
Iowa	2-0	2-0
Kansas	2-0	1-0
Lehigh	1-0	0-0
Long Beach State	2-1	2-1
Louisiana-Lafayette	1-1	1-1
Louisville	1-0	0-0
LSU	2-1	0-0
Marist	1-0	0-0
Maryland	2-1	0-0
Massachusetts	2-0	1-0
Michigan	2-0	0-0
Middle Tennessee State	1-0	0-0
Minnesota	2-0	0-0
Mississippi State	1-0	0-0
Nebraska	6-0	1-0
New Mexico State	1-0	0-0
Niagara University	1-0	0-0
Northwestern	2-0	2-0
Ohio University	1-0	0-0
Ohio State	1-0	0-0
Oklahoma	5-5	1-1
Oklahoma State	5-2	3-2
Oregon	1-0	1-0
Oregon State	1-0	1-0
Pacific	3-0	0-0
Penn State	1-0	0-0
Purdue	1-0	0-0
Princeton	1-0	1-0
Rider	1-0	0-0
Saint Peter's	1-0	0-0
South Carolina	2-1	0-0
Southern Mississippi	0-1	0-1
Southwest Texas State	2-0	1-0
Southwestern Louisiana	1-1	1-1
Stanford	3-1	1-0
Tennessee	5-5	5-5
Tennessee-Martin	1-0	0-0
Texas	1-1	1-1
Texas A&M	4-0	0-0
Texas Tech	2-0	0-0
Troy State	1-0	0-0
UCLA	8-7	8-7
UNLV	2-0	2-0
Utah State	1-0	0-0
Washington	7-1	7-1

1991 NCAA Champions

Arizona wins its first women's team national championship in any sport. Pitching (Debby Day 30-8, 0.50; Susie Parra 14-3, 0.43; Julie Jones 12-5, 1.21) and defense (.970 team fielding percentage, Julie Standering 187 assists at shortstop) were keys to the season. The Cats also stole 119 bases. Jones (.350), Jamie Heggen (.330), Kristin Gauthier (.300), Standering (.296) and Jody Miller (.272) had outstanding seasons at the plate. The Cats beat No. 1-ranked UCLA twice at the College World Series to earn the championship, including a 5-1 victory in the title game. UA had four extra-inning games in the classic. The Cats used short-game tactics much of the year and were led by Standering with 30 and Miller with 20 stolen bases. Arizona finished the year 56-16 overall. The Cats were frustrated in the tough Pac-10 Conference at 11-9 and a fourth-place finish.

1991 Arizona All-WCWS: Julie Jones, 1b; Julie Standering, ss; Kristin Gauthier, of; Debby Day, p

1991 Arizona Roster: Marcy Aguilar-inf, Teresa Castillo-util, Debby Day-p, Susie Duarte-util, Kristin Gauthier-of, Lisa Guise-inf, Jamie Heggen-of, Julie Jones-inf/p, Suzie Lady-of, Jody Miller-c, Susie Parra-p, Stacy Redondo-of, Renee Rosas-util, Stephanie Salcido-inf, Julie Standering-inf

1993 NCAA Champions

The Wildcats nearly defend their first conference championship (16-2 in 1992), yet again come through with a solid post-season run to win the bigger title.

The power-hitting Wildcats win the NCAA home run title with 36 round-trippers in their 52 games, and run production leads the way to a 44-8 season and a 15-3 record for second place in the Pac-10. Pitching was not a problem either, as junior Susie Parra sparked with a 28-3 record, 3 saves and an outstanding earned run average of 0.63. Freshman Leah O'Brien added a 16-5 mark. Catcher Jody (Miller) Pruitt held opponents to 6 stolen bases, the Cats hit a then school-record .328 as a team. Sophomore Laura Espinoza hit the scene in a big way with 12 home runs and Amy Chellevoid led a solid group of hitters with a .379 batting average.

The Cats opened the year 22-2 to earn the school's first No. 1 ranking and Arizona later proved it was an accurate peg with an NCAA title-game victory over another No. 1-ranked team, UCLA.

Chellevoid and O'Brien (.374) put their names atop the UA single-season batting chart at the time.

1993 Arizona All-WCWS: Susie Parra, p; Amy Chellevoid, 1b; Stacy Redondo, of; Krista Gomez, 2b; Jody Pruitt, c

1993 Arizona Roster: Amy Chellevoid-inf, Jenny Dalton-inf, Susie Duarte-inf, Laura Espinoza-inf, Lisa Guise-of, Jamie Heggen-of, Krista Gomez-util, Jody Miller-Pruitt-c, Leah O'Brien-util, Susie Parra-p, Stacy Redondo-of, Michelle Martinez-c, Valerie Zepeda-util.

1994 NCAA Champions

The Cats 'chuck-and-duck' hitting attack displays one of the most awesome punches in the history of the college game. The Cats sock their way to an NCAA-record 64 victories (against 3 losses), start the year with a school-record 27-game winning streak and end the campaign undefeated (7-0) in post-season play for the first time.

Along the way, Arizona blasts 93 home runs, led by junior shortstop Laura Espinoza's jersey-number feat (30), 18 by freshman catcher Leah Braatz, 16 by sophomore second baseman Jenny Dalton and 14 by senior Susie Parra, who capped a remarkable career with National Player of the Years honors by winning the Honda Softball Award.

Parra dominated from the pitching circle, completing a 33-1 season. She did not allow an earned run in three CWS victories, plus struck out 13 in the NCAA title game. She threw the seventh and eighth no-hitters of her career.

Junior first baseman Amy Chellevoid hit .504 in the leadoff spot and

sophomore center fielder Leah O'Brien hit .416 batting second. Dalton hit .434. Arizona set a then-national record with its .380 team batting average. Espinoza knocked in an incredible 95 runs in 66 games. Freshmen pitchers Nancy Evans and Carrie Dolan made marks with 17-0 and 11-2 records.

The Cats had five players in the Pac-10's top 10 in hitting and UA was ranked No. 1 from start to finish.

1994 Arizona All-WCWS: Susie Parra, p; Leah Braatz, c; Amy Chellevoid, 1b; Jenny Dalton, 2b; Leah O'Brien, of

1994 Arizona Roster: Leah Braatz-c, Amy Chellevoid-inf, Jenny Dalton-inf, Andrea Doty-of, Susie Duarte-inf, Laura Espinoza-inf, Nancy Evans-p/util, Krista Gomez-of, Michelle Martinez-c, Leah O'Brien-of, Susie Parra-p, Brandi Shriver-util, Valerie Zepeda-util.

1996 NCAA Champions

For the second time, Arizona followed a season (1992 and 1995) in which it won the Pac-10 title but finished as runner-up in the College World Series... with a second-place finish in the league, but the NCAA title. Decent trade.

Arizona got hot when it counted, ending the season with a 17-game winning streak. There were numerous keys — everyone on the team.

Jenny Dalton won the Pac-10 Triple Crown, the first player to do so, with a .469 batting average, 25 home runs and an incredible 109 RBI. Leticia Pineda, put in the every-day catching role because of Leah Braatz' redshirt season, hit 14 homers and drove in 96, plus batted .404.

Dalton's season earned her the Honda Softball Award as the nation's finest player.

Carrie Dolan, carrying most of the pitching load because of Nancy Evans' medical hardship season, won a school-record 35 games against six losses, but freshman Lisa Pitt also came through with a dandy 19-3 record, too. Outfielder Alison Johnsen propelled herself to a new level with a 94-hit season and a .450 batting average. Third baseman Krista Gomez hit .400 and finished with the fourth-best career batting average in UA history, .358, plus hit the career charts in hits, RBI, runs and stolen bases, among others.

Arizona played in a regional out of the state for the first time, but used it to pull together, and hit the road for 11 days to bring back the trophy.

1996 Arizona All-WCWS: Jenny Dalton, 2b (Most Valuable Player); Alison Johnsen, of; Carrie Dolan, p; Kristina Gomez, at-large; Michelle Churnock, at-large

1996 Arizona Roster: Heidi Bomberger-util, Leah Braatz (RS/dnp), Michelle Churnock-inf, Jenny Dalton-inf, Carrie Dolan-p, Nancy Evans (RS/dnp), Tanya Farhat-util, Krista Gomez-inf, Tiana Hejduk-util, Alison Johnsen-of, Lety Pineda-c, Lisa Pitt-inf/p, Julie Reitan-of, Brandi Shriver-of

1997 NCAA Champions

Arizona was ranked No. 1 much of the season and just decided to stay on top, completing a remarkable 61-5 season with its fifth NCAA Championship and second back-to-back effort.

UA was represented by five first-team All-Americans as selected by the nation's coaches — pitcher Nancy Evans, catcher Leah Braatz, first baseman Leah O'Brien, third baseman Leticia Pineda and outfielder Alison Johnsen.

But individual honors were the gravy as the Cats stayed locked on target throughout a focused season playing for a single goal. Integrating a number of young players with championship veterans, coach Mike Candrea kept his team playing hard the whole year. Hard enough for a 26-1 finish and Pac-10 Championship; hard enough for a 27-4 mark against ranked teams. (The Pac-10 record was to stand as

the best ever as league coaches later voted for a 21-game conference slate.)

Johnsen set a lot of tone in the regular season, finishing with a UA-record .534 batting average and an NCAA-record 132 hits. O'Brien capped a remarkable career by using her talent at its best when all the chips were on the table: she collected 9 hits and 6 RBI in the College World Series and finished her CWS career with an incredible total of 31 hits and 19 RBI in four different classics.

Evans, with a then-Arizona record 36 pitching victories, also saved some best for the last part of the year. She threw all five Arizona games at the World Series and finished the year with verve as UA topped UCLA 10-2 in a runaway title game.

Coach Mike Candrea was named NFCA Division I National Coach of the Year, Pacific Region Coach of the Year and Pac-10 Coach of the Year.

1997 Arizona All-WCWS: Nancy Evans, p (Most Valuable Player); Leah O'Brien, 1b; Alison Johnsen, of

1997 Arizona Roster: Michell Churnock-inf, Carrie Dolan-p, Nancy Evans-p/inf, Chrissy Gil-of, Tiana Hejduk-inf, Leah O'Brien-inf, Leah Braatz-c, Alison Johnsen-of, Lindsay Mullins-c, Lety Pineda-inf, Lisa Pitt-inf, Julie Reitan-of, Brandi Shriver-of, Katie Swan-inf

2001 NCAA Champions

For the sixth time in 11 years, Arizona walked away with the NCAA Softball Championship. The Cats defeated the Bruins 1-0 in the title game. An amazing pitching performance by junior Jennie Finch and a fourth-inning home run by senior catcher Lindsey Collins paved the way for the Wildcats. Finch improved her season record to 32-0 and extended her pitching winning streak to 40 consecutive games.

The title came as no surprise. Arizona was ranked No. 1 or No. 2 for much of the year. The Wildcats came into the season with a 31-game winning streak and ended the year with a 26-game winning streak. For most of the season the Cats led the Pac-10 in batting average, slugging percentage, on-base percentage and runs scored. Arizona's fielding percentage (.981) led the nation and was the third best in NCAA history. The Cats also had 126 home runs to break the previous NCAA record of 100 set by the 1995 UA team. The record of 1.83 home runs per game also was an NCAA record.

Arizona's talented team earned a number of individual awards. Pitcher Jennie Finch received the Honda Award as National Player of the Year along with first-team All-America honors and Pac-10 Pitcher of the Year accolades. Senior third baseman Toni Mascarenas, freshman designated player Leneah Manuma and senior outfielders Lauren Bauer and Nicole Giordano also earned All-America nods.

Coach Mike Candrea earned Pac-10 Coach of the Year honors for the seventh time in his career.

2001 Arizona All-WCWS: Jennie Finch, p (Most Valuable Player); Toni Mascarenas, 3b; Nicole Giordano, of; Lindsey Collins, c

2001 Arizona Roster: Allison Andrade-inf, Candace Abrams (RS/dnp), Lauren Bauer-of, Kim Balkan-of, Lindsey Collins-c, Teresa Demeter-p, Jennie Finch-p, Nicole Giordano-of, Jenny Gladding-p, Erika Hanson-inf, Becky Lemke-p, Leneah Manuma-inf/dp, Lisha Ribellia-inf, Mackenzie Vandergeest-of/dp

2006 NCAA Champions

Arizona snapped its longest championship drought since 1991 with a team effort and incredible pitching performance by four-time All-American pitcher Alicia Hollowell.

The Wildcats opened the year on a tear, winning 24 of their first 25 games. UA dominated opponents over that span, winning games by an average of six runs a game. However, on March 16 Arizona entered a slide in which it went 10-8 over its next 18 contests. Prior to UA's April 30 doubleheader at Washington, the Wildcats found themselves in the bottom half of the Pac-10 standings.

In the first game of the doubleheader, Hollowell ruined the Huskies' Senior Day by tossing a no-hitter, leading to a 2-0 UA victory. The win catalyzed a 14-game winning streak that elevated Arizona to a second-place finish in the Pac-10 and within one game of reaching the WCWS.

After defeating LSU in the Tucson Super Regional to reach the WCWS, UA downed Pac-10 foe Oregon State in extra-innings to open WCWS play. That set up a matchup with Texas, setting up a duel of four-time All-Americans, Hollowell and Cat Osterman in the circle. The pair did not disappoint, as they allowed a total of five hits between them. Arizona broke a scoreless tie in the bottom of the sixth inning, when Callista Balko singled home Caitlin Lowe for what proved to be the game-winning run in a 2-0 Wildcat victory.

UA defeated Tennessee to reach the Championship Series, pitting the Wildcats against Northwestern. UA exploded with an 8-0 win in Game 1, led by a one-hit performance by Hollowell. The story of the game, and the series for that matter, was the Wildcats' speed on the base paths. UA's slappers Lowe, Autumn Champion and Adrienne Acton combined for three infield hits, four runs and forced three NU infield errors.

In Game 2, Arizona could smell the national championship, putting 12 hits on the board that led to an eventual 5-0 victory.

Finally, after all the ups and downs the team endured, the Wildcats tasted the sweetest of victories and in doing so, they brought the national championship trophy home to Tucson.

2006 Arizona All-WCWS: Alicia Hollowell, p (Most Outstanding Player); Autumn Champion, of; Caitlin Lowe, of; Taryne Mowatt, dp

2006 Arizona Roster: Adrienne Acton-of, Callista Balko-c, Sam Banister-1b, Autumn Champion-of, Kristie Fox-ss, Alicia Hollowell-p, Jenae Leles-3b, Caitlin Lowe-of, Jill Malina-of, Kelly Nelson-of, Chelsie Mesa-2b, Taryne Mowatt-p/dp, Danielle Rodriguez-2b, Laine Roth-1b, Leslie Wolfe-p

2007 NCAA Champions

Taryne Mowatt filled the shoes of departed Alicia Hollowell – and then some – with an epic championship run to give UA its eighth national championship and third set of back-to-back titles.

With All-American seniors Caitlin Lowe and Kristie Fox patrolling the top of the order, the other UA hitters took turns stepping up in clutch situations throughout the year. However, the story of the season was Mowatt's record-breaking endurance in the circle. The junior hurler pitched a school-record 370 innings over the season – 60 of which came over the course of eight WCWS games in seven days. At the WCWS, Mowatt set series records for innings pitched, victories (6), complete games (8) and strikeouts (76).

Lowe concluded her storied career with her fourth first-team NFCA All-America selection by cementing her name in the Arizona and NCAA record books. The NCAA ledger shows her at 11th place or better in five career statistical categories including: batting average (.446), hits (351), runs scored (242), stolen bases (156) and stolen base percentage (.945).

However, UA's 10th Pac-10 Championship season was not one of individual efforts or of simply dominating the opposition. Timely hitting by unexpected heroes throughout the year propelled UA to its third set of back-to-back national championships in program history.

2007 Arizona All-WCWS Picks: Taryne Mowatt, p (Most Outstanding Player); Kristie Fox, ss; Jenae Leles, 3b; Caitlin Lowe, of

2007 Arizona Roster: Adrienne Acton-of, Sarah Akamine-3b/p, K'Lee Arredondo-of/ss, Callista Balko-c, Sam Banister-1b, Cyndi Duran-of, Lauren Erb-c, Kristie Fox-ss, Samantha Hoffman-p, Jenae Leles-3b, Caitlin Lowe-of, Jill Malina-of, Chelsie Mesa-2b, Taryne Mowatt-p, Lisa Odom-of, Danielle Rodriguez-2b, Laine Roth-1b

Individual Records

Batting Average, Season (100 AB)

	AB	H	Avg.	Year
1. Alison McCutcheon	247	132	.534	1997
2. Caitlin Lowe	196	100	.510	2005
3. Amy Chellevoid	242	122	.504	1994
4. Alison McCutcheon	239	117	.490	1998
5. Autumn Champion	174	85	.489	2004
6. Brittany Lastrapes	216	104	.481	2009
7. Jenny Dalton	179	84	.469	1996
8. Leah O'Brien	212	99	.467	1997
9. Lovieanne Jung	178	82	.461	2003
10. Alison McCutcheon	209	94	.450	1996

Batting Average, Career (225 AB)

	AB	H	Avg.	Years
1. Alison McCutcheon	869	405	.466	95-98
2. Caitlin Lowe	787	351	.446	04-07
3. Leah O'Brien	790	338	.428	93-97
4. Brittany Lastrapes	809	337	.417	08-11
Autumn Champion	575	240	.417	03-06
6. Amy Chellevoid	894	371	.415	92-95
7. Jenny Dalton	707	291	.412	93-96
8. Nicole Giordano	873	359	.411	98-01
Lauren Bauer	850	349	.411	98-01
10. Lovieanne Jung	384	157	.409	02-03

Hits, Season

	H	Year
1. Alison McCutcheon	132	1997
2. Amy Chellevoid	122	1994
3. Alison McCutcheon	117	1998
4. Amy Chellevoid	112	1995
5. Lauren Bauer	104	2001
Brittany Lastrapes	104	2009
7. Leah O'Brien	101	1995
Laura Espinoza	101	1995
9. Caitlin Lowe	100	2005
10. Leah O'Brien	99	1997

Hits, Career

	H	Years
1. Alison McCutcheon	405	95-98
2. Amy Chellevoid	371	92-95
3. Nicole Giordano	359	98-01
4. Caitlin Lowe	351	04-07
5. Lauren Bauer	349	98-01
6. Leah O'Brien	338	93-97
7. Brittany Lastrapes	337	08-11
8. Autumn Champion	314	03-06
9. Leah Braatz	297	94-98
10. Toni Mascarenas	293	98-01

Doubles, Season

	2B	Years
1. Brigitte Del Ponte	23	2011
2. Leah O'Brien	21	1995
Lovieanne Jung	21	2003
4. K'Lee Arredondo	19	2008
Brittany Lastrapes	19	2009
6. Jenny Dalton	18	1994
7. Leticia Pineda	17	1996
Toni Mascarenas	17	1998
Toni Mascarenas	17	2000
Brittany Lastrapes	17	2010
Brittany Lastrapes	17	2011

Arizona Softball

Doubles, Career

	2B	Years
1. Brittany Lastrapes	66	08-11
2. Leah Braatz	59	94-98
3. Toni Mascarenas	55	98-01
4. Leah O'Brien	53	93-97
5. Laura Espinoza	52	9295
7. Jenny Dalton	51	9396
Nancy Evans	51	94-98
9. Alison McCutcheon	49	95-98
10. M. Vandergeest	48	01-04

Triples, Season

	3B	Year
1. Julie Winkleplek	13	1979
2. Jamie Heggen	9	1992
3. Regina Rawson	6	1979
Jamie Wheat	6	1987
Alison McCutcheon	6	1995
Alison McCutcheon	6	1996
Andrea Doty	6	1996
8. Gail Davenport	5	1977
Rocky LaRose	5	1979
Jamie Heggen	5	1991
Jody Miller	5	1991
Julie Jones	5	1991
Alison McCutcheon	5	1997
Alison McCutcheon	5	1998
Nicole Giordano	5	1998

Triples, Career

	3B	Years
1. Alison McCutcheon	22	95-98
2. Jamie Heggen	18	9192
3. Julie Winkleplek	17	7981
4. Caitlin Lowe	12	04-07
5. Gail Davenport	10	7679
Regina Rawson	10	7982
Dee Dinota	10	8184
8. Barb Garcia	9	7881
Jody Pruitt	9	9093
Amy Chellevoid	9	9295

Home Runs, Season

	HR	Year
1. Laura Espinoza rh	37	1995
2. Stacie Chambers lh	31	2009
3. Laura Espinoza rh	30	1994
4. Jenny Dalton rh	28	1995
5. Jenny Dalton rh	25	1996
Leah Braatz rh	25	1998
Toni Mascarenas rh	25	2001
Lovieanne Jung rh	25	2003
9. Jenae Leles rh	23	2009
10. Leah Braatz rh	21	1995
Leah Braatz rh	21	1997
Leneah Manuma lh	21	2002
Stacie Chambers lh	21	2010
Brigitte Del Ponte rh	21	2010
15. Leticia Pineda rh	20	1998
M. Vandergeest rh	20	2001
Stacie Chambers lh	20	2011
18. Leneah Manuma lh	19	2001
19. Leah Braatz rh	18	1994
20. Jenae Leles rh	17	2008
Brittany Lastrapes lh	17	2009
Lini Korja rh	17	2010
Brigitte Del Ponte rh	17	2011

Home Runs, Career

	HR	Years
1. Stacie Chambers lh	87	08-11
2. Laura Espinoza rh	85	92-95
Leah Braatz rh	85	94-98
4. Jenny Dalton rh	76	93-96
5. M. Vandergeest rh	59	01-04
6. Jenae Leles rh	57	06-09
7. Leticia Pineda rh	52	95-98
Jackie Coburn rh	52	02-05
9. Brittany Lastrapes lh	51	08-11
10. Jennie Finch rh	50	99-02
11. Kristie Fox rh	48	04-07
12. Lini Korja rh	45	09-
13. Toni Mascarenas rh	43	98-01
Callista Balko rh	43	05-08
15. Lindsey Collins rh	41	98-01
Lovianne Jung rh	41	02-03

Runs Batted In, Season

	RBI	Year
1. Laura Espinoza	128	1995
2. Jenny Dalton	109	1996
3. Leah Braatz	100	1998
4. Jenny Dalton	98	1995
5. Leticia Pineda	96	1996
Stacie Chambers	96	2009
7. Laura Espinoza	95	1994
8. Jenny Dalton	91	1994
9. Toni Mascarenas	84	2001
10. Brigitte Del Ponte	80	2010

Runs Batted In, Career

	RBI	Years
1. Jenny Dalton	328	93-96
2. Leah Braatz	322	94-98
3. Laura Espinoza	314	92-95
4. Stacie Chambers	293	08-11
5. M. Vandergeest	248	01-04
6. Toni Mascarenas	245	98-01
7. Leticia Pineda	240	95-98
8. Kristie Fox	230	04-07
9. Brittany Lastrapes	199	08-11
10. Jennie Finch	195	99-01

Runs Scored, Season

	R	Year
1. Jenny Dalton	101	1995
2. Alison McCutcheon	97	1998
3. Amy Chellevoid	89	1995
4. Leah O'Brien	88	1995
5. Alison McCutcheon	87	1997
6. Jenny Dalton	84	1996
7. Lauren Bauer	81	2001
8. Brittany Lastrapes	79	2009
9. Caitlin Lowe	76	2004
10. Laura Espinoza	75	1995
Leah Braatz	75	1998

Runs Scored, Career

	R	Years
1. Jenny Dalton	293	93-96
2. Alison McCutcheon	289	95-98
3. Brittany Lastrapes	253	08-11
4. Amy Chellevoid	252	92-95
5. Leah Braatz	250	94-98
6. Leah O'Brien	249	93-97
7. Caitlin Lowe	242	04-07
8. Nicole Giordano	238	98-01
Lauren Bauer	238	98-01
10. Toni Mascarenas	211	98-01

Stolen Bases / Att, Season

	SB/A	Year
1. A. McCutcheon	67-70	1998
2. Vivian Holm	49-53	1987
Caitlin Lowe	49-50	2007
4. A. McCutcheon	47-50	1997
Caitlin Lowe	47-50	2004
6. Lauren Bauer	43-45	1999
7. Vivian Holm	41-45	1990
Lauren Bauer	38-40	2000
Lauren Bauer	38-44	2001
10. Caitlin Lowe	33-35	2006

Stolen Bases, Career

	SB	Years
1. Caitlin Lowe	156	04-07
2. A. McCutcheon	148	95-98
3. Vivian Holm	129	87-90
4. Lauren Bauer	133	98-01
5. Amy Chellevoid	113	92-95
6. Nicole Giordano	81	98-01
7. Toni Mascarenas	58	98-01
8. Julie Standering	57	88-91
9. Autumn Champion	54	03-05
10. Kristin Gauthier	52	88-91

Walks, Season

	BB	Year
1. Jenny Dalton	64	1996
2. Stacie Chambers	62	2010
3. Jenny Dalton	59	1995
4. Lovieanne Jung	55	2003
5. Leah Braatz	53	1998
6. Leah Braatz	45	1997
7. Leah Braatz	44	1995
Lovieanne Jung	44	2002
9. Leneah Manuma	41	2002
Jenae Leles	41	2009

Walks, Career

	BB	Years
1. Jenny Dalton	178	93-96
2. Leah Braatz	173	94-98
3. Stacie Chambers	158	08-11
4. Brittany Lastrapes	137	08-11
5. Jenae Leles	132	06-09
6. M. Vandergeest	116	01-04
7. Nancy Evans	112	94-98
8. Toni Mascarenas	111	98-01
9. Jennie Finch	105	99-02
10. Callista Balko	103	05-08

At Bats, Season

	AB	Year
1. Amy Chellevoid	253	1995
2. A. McCutcheon	247	1997
3. Lauren Bauer	244	2001
4. Amy Chellevoid	242	1994
5. A. McCutcheon	239	1998
6. Nicole Giordano	235	1999
7. Jamie Wheat	233	1988
Leah O'Brien	233	1995
9. Laura Espinoza	231	1995
10. Nicole Giordano	229	2001

At Bats, Career

	AB	Years
1. Amy Chellevoid	894	92-95
2. Nicole Giordano	873	98-01
3. Alison McCutcheon	869	95-98
4. Lauren Bauer	850	98-01
5. Vivian Holm	816	87-90
6. Brittany Lastrapes	809	08-11
7. Toni Mascarenas	805	98-01
8. Julie Standering	801	88-91
9. Laura Espinoza	792	92-95
10. Leah O'Brien	790	93-97
Nancy Evans	790	94-98

Games Played, Season

	GP	Year
1. Stacy Engel	72	1988
Julie Standering	72	1988
Jamie Wheat	72	1988
Jody Miller Pruitt	72	1991
Julie Standering	72	1991
Leah O'Brien	72	1995
Jenny Dalton	72	1995
Amy Chellevoid	72	1995
Laura Espinoza	72	1995
10. Toni Mascarenas	71	1998
Alison McCutcheon	71	1998

Games Played, Career

	GP	Years
1. Julie Standering	277	88-91
2. Toni Mascarenas	276	98-01
3. Leah Braatz	271	94-98
Nancy Evans	271	94-98
5. Jennie Finch	270	99-02
6. Lauren Bauer	269	98-01
7. Nicole Giordano	265	98-01
8. Katie Swan	259	97-00
9. Alison McCutcheon	256	95-98
10. Amy Chellevoid	255	92-95
M. Vandergeest	255	01-04

Fielding Pct., Season (100 chances)

	Pct.	Ch.	Year
1. Lindsey Collins-c	1.000	585	2001
2. Jody Miller Pruitt-c	1.000	240	1990
3. M. Vandergeest-c	.999	676	2004
4. Lindsey Collins-c	.998	557	2000
5. Stacie Chambers-c	.998	411	2011
6. Leticia Pineda-1b	.997	358	1998
7. Amy Chellevoid-1b	.997	356	1992
8. Amy Chellevoid-1b	.996	866	1995
9. Lindsey Collins-c	.996	474	1999
10. Leah Braatz-c	.996	268	1995

Most Recent 1.000 in OF (10 chances)

Cyndi Duran (21)	2008
Caitlin Lowe (61)	2007
Caitlin Lowe (39)	2006
Adrienne Acton (35)	2006
Caitlin Lowe (62)	2005
A. Champion (52)	2005
Caitlin Lowe (33)	2004
Courtney Fossati (45)	2002
Carrie Hagen (15)	2002
Meaghan Finnerty (14)	2002
Candace Abrams (10)	2002

Fielding Pct., Career (250 Chances)

	Pct.	Ch.	Years
1. Lindsey Collins-c	.997	1652	98-01
2. Amy Chellevoid-1b	.995	1817	92-95
3. Jody MillerPruitt-c	.995	1115	90-92
4. M. Vandergeest-c	.994	1962	01-04
5. Callista Balko-c	.993	2204	05-08
6. Stacie Chambers	.992	1243	08-11
6. Leah Braatz-c	.991	1491	94-98
7. Leah O'Brien-1b/of	.990	675	94-97
8. Laine Roth-1b	.988	739	06-09

Putouts, Season

	PO	Year
1. Callista Balko-c	690	2006
2. M. Vandergeest-c	639	2004
3. Callista Balko-c	590	2007
4. M. Vandergeest-c	577	2002
5. Lindsey Collins-c	550	2001.
6. Julie Jones-1b/p	537	1989
7. Amy Chellevoid-1b	535	1995
8. Lindsey Collins-c	531	2000
9. M. Vandergeest-c	502	2003
10. Callista Balko-c	489	2008

Putouts, Career

	PO	Years
1. Callista Balko-c	2,173	05-08
2. M. Vandergeest-c	1,812	01-04
3. Amy Chellevoid-1b	1,718	92-95
4. Lindsey Collins-c	1,545	98-01
5. Leah Braatz-c	1,330	94-98
6. Julie Jones-p/1b	1,308	89-91
7. Jody MillerPruitt-c	1,276	90-93
8. M. Vandergeest-c	1,173	01-03
9. Stacie Chambers-c	1,168	08-11
10. Paige McDowell-1b	1,120	84-87

Assists, Season

	A	Year
1. Julie Standering	230	1988
2. Michelle Churnock	187	1996
Jenny Dalton	187	1996
Julie Standering	187	1991
5. Julie Standering	181	1990
6. Julie Standering	169	1989
7. Krista Gomez	166	1996
8. Heidi Lievens	164	1988
9. Nicki Dennis	163	1989
10. Krista Gomez	160	1995

Individual Records

Arizona Softball

Assists, Career

	A	Years
1. Julie Standerling	767	88-91
2. Laura Espinoza	532	92-95
3. Heidi Lievens	506	85-88
4. Jenny Dalton	474	93-96
5. Jena Leles	437	06-09
6. Toni Mascarenas	409	98-99
7. Susie Duarte	382	91-94
8. Krista Gomez	376	93-96
9. Dee Dinota	327	81-84
10. Stephanie Salcido	352	89-92

Earned Run Average, Season

	ERA	Year
1. Susie Parra	0.30	1992
2. Debby Day	0.38	1992
3. Susie Parra	0.43	1991
4. Pam Stone	0.45	1982
5. Debby Day	0.50	1991
6. Teresa CHerry	0.51	1988
7. Julie Jones	0.51	1988
8. Jennie Finch	0.54	2001
9. Susie Parra	0.63	1993
10. Ginnie Scheller	0.66	1989

Earned Run Average, Career

	ERA	Years
1. Debbie Day	0.44	91-92
2. Susie Parra	0.63	91-94
3. Pam Stone	0.73	82-84
4. Ginnie Scheller	0.81	87-90
5. Julie Jones	0.85	87-90
6. Alicia Hollowell	0.87	03-05
7. Doreen Juarez	0.89	89-90
8. Teresa Cherry	0.91	85-88
9. Lisa Bautista	1.02	86-89
10. Jennie Finch	1.09	99-02

Victories, Season

	W-L	Year
1. Taryne Mowatt	42-12	2007
2. Alicia Hollowell	41-4	2004
3. Alicia Hollowell	40-5	2003
4. Kenzie Fowler	38-9	2010
5. Nancy Evans	36-2	1997
Nancy Evans	36-2	1998
7. Carrie Dolan	356	1996
8. Jennie Finch	34-6	2002
9. Susie Parra	331	1994
Carrie Dolan	332	1995
11. Jennie Finch	32-0	2001
Alicia Hollowell	32-5	2006
Debby Day	325	1992
Teresa Cherry	3211	1988
15. Nancy Evans	314	1995
Alicia Hollowell	31-9	2005
17. Becky Lemke	30-7	2000
Debby Day	308	1991

Victories, Career

	W-L	Years
1. Alicia Hollowell	134-23	03-06
2. Nancy Evans	124-8	94-98
3. Jennie Finch	119-16	99-02
4. Carrie Dolan	103-13	94-97
5. Becky Lemke	103-19	98-01
6. Susie Parra	1019	91-94
7. Taryne Mowatt	100-33	05-08
8. Teresa Cherry	71-33	85-88
9. Kenzie Fowler	64-18	10-
10. Debby Day	62-13	91-92

Strikeouts, Season

	SO	Year
1. Taryne Mowatt	522	2007
2. Alicia Hollowell	508	2004
3. Alicia Hollowell	446	2005
4. Alicia Hollowell	420	2006
5. Taryne Mowatt	413	2008
6. Alicia Hollowell	394	2003
7. Kenzie Fowler	371	2010
8. Jennie Finch	366	2002
9. Becky Lemke	314	2000
10. Jennie Finch	279	2001

Strikeouts, Career

	SO	Years
1. Alicia Hollowell	1,768	03-06
2. Taryne Mowatt	1,267	05-08
3. Jennie Finch	1,028	99-01
4. Becky Lemke	916	98-01
5. Susie Parra	874	91-94
6. Nancy Evans	733	94-98
7. Kenzie Fowler	614	10-
8. Jenny Gladding	358	01-02
9. Pam Stone	343	82-84
10. Debby Day	334	91-92

Innings Pitched, Season

	IP	Year
1. Taryne Mowatt	370.0	2007
2. Teresa Cherry	301.1	1988
3. Alicia Hollowell	297.0	2003
4. Alicia Hollowell	293.2	2004
5. Taryne Mowatt	285.2	2008
6. Kenzie Fowler	284.1	2010
7. Alicia Hollowell	279.0	2005
8. Jennie Finch	273.1	2002
9. Debby Day	268.1	1991
10. Carrie Dolan	264.0	1996

Innings Pitched, Career

	IP	Years
1. Alicia Hollowell	1,122.0	03-06
2. Taryne Mowatt	877.2	05-08
3. Jennie Finch	876.2	99-02
4. Nancy Evans	835.2	94-98
5. Becky Lemke	781.0	98-01
6. Susie Parra	780.0	91-94
7. Carrie Dolan	755.3	94-97
8. Teresa Cherry	730.1	85-88
9. Jo Loganecker	534.0	79-82
10. Debbie Day	523.0	91-92

Season Shutouts (Solo/combined)

	Shutouts	Year
1. Alicia Hollowell	22/3	2003
2. Debby Day	22/0	1992
3. Alicia Hollowell	21/3	2004
4. Jennie Finch	21/1	2002
5. Alicia Hollowell	20/0	2006
6. Nancy Evans	20/1	1998
7. Taryne Mowatt	19/1	2007
8. Debby Day	19/1	1991
9. Jennie Finch	19/1	2001
10. Susie Parra	19/0	1992

Career Shutouts

	Shutouts	Years
1. Alicia Hollowell	81/8	03-06
2. Jennie Finch	64/7	99-02
3. Susie Parra	61/1	91-94
4. Nancy Evans	53/2	94-98
5. Becky Lemke	44/9	98-01
6. Taryne Mowatt	40/6	05-08

Career No-Hitters (Solo/Combined)

	No-Hitters	Years
Alicia Hollowell	16/1	03-06
Susie Parra	8	91-94
Jennie Finch	8	99-02
Taryne Mowatt	6/1	05-08
Debby Day	6	91-92
Becky Lemke	6	98-01
Nancy Evans	5	94-95, 97-98
Kenzie Fowler	4/1	10-
Carrie Dolan	3	94-97
Sarah Akamine	2/1	07-10
Tonja Anderson	2	76-77
Sandy Miramontes	2	82-84
Teresa Cherry	2	85-88
Lisa Bautista	2	86-89
Leslie VanOver	2	88
Julie Jones	2	89-91
Jenny Gladding	2	01-02
Sheryl Kempkes	1	83-86
Pam Stone	1	82-84
Doreen Juarez	1	89-90
Lindsey Sisk	1	08-09
Wendy Allen	0/1	03-04
Shelby Babcock	0/1	11-

No-Hitters in a Season

	No-Hitters	Year
1. Alicia Hollowell	8	2005
2. Debby Day	4	1991
Alicia Hollowell	4	2006
Kenzie Fowler	4	2010
5. Susie Parra	3	1993
Nancy Evans	3	1998
Jennie Finch	3	2000
Becky Lemke	3	2000
Becky Lemke	3	2001
Jennie Finch	3	2002
Taryne Mowatt	3	2007

Runs Scored

Runs	Year
1. 629*	1995
2. 569	1998
3. 527	1994
4. 500	1997
5. 499	2009

Hits

Hits	Year
1. 765*	1995
2. 731	1998
3. 721	1997
4. 701	1994
5. 665	1996

Batting Average

Avg.	Year
1. .385	1998
2. .383	1995
3. .380	1994
4. .375	1997
5. .356	1996

At Bats

AB	Year
1. 1,999	1995
2. 1,921	1997
3. 1,917	1988
4. 1,900	1998
5. 1,891	1991

Doubles

Doubles	Year
1. 111	1995
2. 109	1998
3. 102	1994
4. 95	1997
95	2000

Triples

Triples	Year
1. 42	1979
2. 24	1981
3. 20	1991
20	1998
20	1995

Home Runs

Home Runs	Year
1. 134	2009
2. 126	2001
3. 107	2010
4. 100	1995
5. 94	2008

Total Bases

Total Bases	Year
1. 1216*	1995
2. 1117	1998
3. 1112	1994
1112	2001
5. 1083	2009

Runs Batted In

RBI	Year
1. 566*	1995
2. 506	1998
3. 478	1994
4. 468	2009
5. 446	1997

Slugging Pct.

Slugging Pct.	Year
1. .630	2009
2. .608	1995
3. .602	1994
4. .594	2001
5. .588	1998

Walks

Walks	Year
1. 320*	2010
2. 287	1995
3. 258	2009
258	2011
5. 248	2002

Stolen Bases

Stolen Bases	Year
1. 136-149	1998
2. 129-154	2004
3. 128-155	1992
4. 125-138	1999
5. 119-144	1991

Hit By Pitch

HBP	Year
1. 47	2009
2. 43	2002
3. 34	2008
4. 33	2006
5. 29	2001

Errors

Errors	Year
1. 105	1982
2. 102	1988
3. 87	1987
4. 85	1983
5. 78	1996

Fielding Percentage

Fldg. %	Year
1. 0.981	2001
2. 0.979	1995
3. 0.978	1990
0.978	1992
5. 0.977	2000
0.977	2006
0.977	2007

Wins

Wins	Year
1. 67	1998
2. 66	1995
3. 65	2001
4. 64	1994
5. 61	1997

Fewest Losses

Losses	Year
1. 3	1994
2. 4	1998
4	2001
4. 5	1997
5. 6	1995
6	2004

Winning Percentage

Pct.	Year
1. 0.955	1994
2. 0.944	1998
3. 0.942	2001
4. 0.924	1997
5. 0.917	1995

Earned Run Average

ERA	Year
1. 0.35	1992
2. 0.63	1991
0.63	1988
4. 0.75	1990
5. 0.77	2001

Strikeouts

SO	Year
1. 685	2006
2. 632	2001
632	2004
4. 576	2002
5. 575	2007

Shutouts

Shutouts	Year
1. 41	1992
2. 40	2001
3. 35	1991
35	1998
5. 34	2000
34	2003

*NCAA Record

Hitting Streak	30 games, Amy Chellevoid, 1994
Consecutive Stolen Bases	56, Caitlin Lowe, 2006-07
Consecutive Pitching Victories	60, Jennie Finch, 2000-2002
Strikeouts, single game	20, Alicia Hollowell, vs. Indiana 3-6-2004, 7 inning perfect game
Runs Batted In, single game	20, Taryne Mowatt, vs. Virginia Tech 3-1-2008, 12 inning game
Home Runs Per Game	11, Jackie Coburn, 2003 vs. Washington (tied NCAA record)
Team Home Runs Per Game	0.51, Laura Espinoza 1995 (NCAA record), 5-10-03
Winning Streak	2.13, 134 in 63 Games, 2009
Home Field Winning Streak	47 Games, April 1996 to March 1997 (NCAA record)
Consecutive NCAA Tournament/WCWS Victories	70 games, 2000 through 2002
Largest Margin of Victory	14, 1993-95
Most Runs Scored	29-0, vs. Bowling Green 2001
Most Runs Scored, both teams	29, vs. Bowling Green 2001
Home Runs, single game	Arizona 21, Washington 17, 5-10-03
Home Runs, single day	7, vs. Boston University, 2-27-2004
Home Runs, doubleheader	10, vs. McNeese State (5) and Southern Utah (5), Feb. 24, 2001
Home Runs, tournament	8, vs. Fresno State, April 18, 2001
Strikeouts Per 7 Innings	18, Wildcat Invitational (6 games), February 2009
	11.04, 685 K in 434.0 IP, 2006

Arizona in the NCAA Record Book

Arizona Softball

Individual Records (Pitching)

Strikeouts in Seven-Inning Game

	K	Date (Opponent)
1. Michele Granger, California	21	3/22/91 (Creighton)
2. Alicia Hollowell, Arizona	20	3/6/04 (Indiana)
Danielle Lawrie, Washington	20	2/18/07 (South Florida)
Monica Abbott, Tennessee	20	3/26/04 (Liberty)
5. Thirteen tied at	19	

Consecutive Victories

	W	Dates
1. Jennie Finch, Arizona	60	4/29/00-4/6/02
2. Rebecca Aase, Florida State	50	2/25/91-4/24/93
3. Lisa Fernandez, UCLA	42	2/5/92-5/4/93
4. Kathy Van Wyk, Cal State Fullerton	33	1/30/82-5/27/82
5. Sara Griffin, Michigan	30	2/20/98-5/8/98

Winning Percentage, Season

	Pct.	Record	Year
1. Jennie Finch, Arizona	1.000	32-0	2001
2. Lisa Fernandez, UCLA	1.000	29-0	1992
3. Rebecca Aase, Florida State	1.000	28-0	1992
4. Kathy Van Wyk, Cal State Fullerton	.972	35-1	1982
5. Susie Parra, Arizona	.971	33-1	1994

Winning Percentage, Career

	Pct.	Record	Years
1. Nancy Evans, Arizona	.938	120-8	1994-95, 97-98
2. Lisa Fernandez, UCLA	.930	93-7	1990-93
3. Susie Parra, Arizona	.918	101-9	1991-94
2. Heather Compton, UCLA	.893	67-8	1990-93
5. Jennie Finch, Arizona	.881	119-16	1999-2002

Individual Records (Hitting)

Runs Scored, Season

	R	Year
1. Jenny Dalton, Arizona	101	1995
2. Alison McCutcheon, Arizona	97	1998
3. Kelly Kretschman, Alabama	94	1998
4. Jen Yee, Georgia Tech	93	2010
5. Amy Chellevoid, Arizona	89	1995

Runs Scored, Career

	R	Years
1. Jenny Dalton, Arizona	293	1993-96
2. Kelly Kretschman, Alabama	288	1998-2001
3. Alison McCutcheon, Arizona	287	1995-98
4. Kaitlin Cochran, Arizona State	274	2006-09
5. Jen Yee, Niagara/Georgia Tech	268	2006-07/2009-10

Hits, Season

	H	Year
1. Alison McCutcheon, Arizona	132	1997
2. Tiff Tootle, South Carolina	123	1992
3. Amy Chellevoid, Arizona	122	1994
4. Alison McCutcheon, Arizona	117	1998
5. Robyn Yorke, Fresno State	114	1995

Hits, Career

	H	Years
1. Alison McCutcheon, Arizona	405	1995-98
2. Laura Berg, Fresno State	396	1994-95, 97-98
3. Natasha Watley, UCLA	395	2000-03
4. Nicole Barber, Georgia	379	2001-04
5. Amy Chellevoid, Arizona	371	1992-95

Home Runs, Season

	HR	Year
1. Laura Espinoza, Arizona	37	1995
2. Stacie Chambers, Arizona	31	2009
Stacey Nuveman, UCLA	31	1999
4. Laura Espinoza, Arizona	30	1994
Two more tied at	30	

Home Runs, Career

	HR	Years
1. Stacey Nuveman, UCLA	90	1997, 99, 2001-02
2. Stacie Chambers, Arizona	87	2008-11
3. Leah Braatz, Arizona	85	1994-95, 97-98
Laura Espinoza, Arizona	85	1992-95
5. Danyele Gomez, La.-Lafayette	83	2003-06

Slugging Percentage, Season

	Pct.	Year
1. Jen Yee, Georgia Tech	1.270	2010
2. Megan Langenfeld, UCLA	1.085	2010
3. Stacey Nuveman, UCLA	1.045	2002
4. Lovie Jung, Arizona	1.022	2003
5. Amanda Michalsky, UTSA	1.019	1999

Runs Batted In, Season

	RBI	Year
1. Laura Espinoza, Arizona	128	1995
2. Jenny Dalton, Arizona	109	1996
3. Christi Orgeron, La.-Lafayette	101	2011
4. Leah Braatz, Arizona	100	1998
5. Jenny Dalton, Arizona	98	1995

Runs Batted In, Career

	RBI	Years
1. Jenny Dalton, Arizona	328	1993-96
2. Leah Braatz, Arizona	322	1994-95, 97-98
3. Laura Espinoza, Arizona	315	1992-95
4. Stacey Nuveman, UCLA	299	1997, 99, 2001-02
5. Stacie Chambers, Arizona	293	2008-11

Batting Average, Career

	Avg.	Years
1. Stacy Cowen, Manhattan	.530	1991-92
2. Jill Justin, Northern Illinois	.467	1986-89
3. Alison McCutcheon, Arizona	.466	1995-98
4. Stacey Nuveman, UCLA	.466	1997, 99, 2001-02
5. Chelsea Bramlett, Mississippi State	.461	2007-10

Team Records (Hitting)

Runs, Inning

	R	Date (Opponent-Inn.)
1. College of Charleston	29	2/11/04 (Savannah State - 2nd)
2. Arizona	17	2/16/01 (Bowling Green - 4th)
UTEP	17	4/6/07 (Houston - 4th)
Southern Mississippi	17	2/24/07 (Louisiana Tech - 7th)
Jacksonville	17	5/2/04 (Savannah State - 4th)

Longest Winning Streak

	W	Dates
1. Arizona	47	4/5/96-3/23/97
2. South Carolina	38	2/22/97-4/5/97
3. Florida	37	3/12/07-5/16/07
UCLA	37	2/5/99-3/31/99
Princeton	37	3/20/96-4/28/96

Runs Scored, Season

	R	Year
1. Arizona	629	1995
2. Arizona	569	1998
3. Alabama State	555	1998
4. Arizona	527	1994
5. Tennessee	520	1996

Hits, Season

	H	Year
1. Arizona	765	1995
2. Arizona	731	1998
3. Arizona	721	1997
4. Arizona	701	1994
5. Tennessee	678	2005

Home Runs, Season

	HR	Year
1. Hawaii	158	2010
2. Arizona	134	2009
3. Arizona	126	2001
4. Florida	124	2011
5. Georgia Tech	118	2010

Winning Percentage, Season

	Pct.	Record	Year
1. UCLA	.964	54-2	1992
2. Arizona	.955	64-3	1994
3. Arizona	.944	67-4	1998
4. Arizona	.942	65-4	2001
5. Florida	.933	70-5	2008

Team Offense

Year	G	AB	R	H	Avg.	2B	3B	HR	RBI	Slg	BB	SO	SB-A	HP	S/SF	PO	A	E	Fldg
1982	41	1096	94	202	0.134	19	4	5	96	0.222	82	169	29-NA	14	NA	962	566	105	0.936
1983	44	1127	82	240	0.213	28	5	0	82	0.247	65	118	39-NA	7	98	965	579	85	0.948
1984	44	1085	116	248	0.228	31	10	3	117	0.284	60	106	65-NA	9	55	909	545	70	0.954
1985	33	802	75	168	0.209	11	5	1	70	0.241	61	103	29-NA	9	41	674	359	42	0.96
1986	41	1049	117	239	0.228	27	4	2	82	0.267	82	115	11-18	8	64	844	404	58	0.956
1987	60	1524	255	404	0.265	41	10	10	211	0.325	142	168	108-116	18	88/1	1169	547	87	0.952
1988	72	1917	226	490	0.256	53	10	4	180	0.3	119	143	86-112	13	102/14	1550	794	102	0.958
1989	67	1708	222	459	0.257	39	3	8	184	0.295	130	171	61-76	15	101/10	1416	664	62	0.961
1990	66	1750	253	474	0.271	45	15	5	179	0.322	138	142	109-127	13	69/13	1365	693	46	0.978
1991	72	1891	282	500	0.264	59	20	5	219	0.325	191	244	119-144	15	73/14	1519	730	70	0.97
1992	65	1659	263	440	0.265	54	19	15	223	0.348	163	236	128-155	18	73/22	1389	596	44	0.978
1993	52	1384	303	454	0.328	57	11	36	271	0.463	125	185	88-103	20	51/17	1035	445	65	0.958
1994	67	1847	527	701	0.38	102	15	93	478	0.602	221	193	78-93	21	50/36	1299	550	61	0.968
1995	72	1999	629	765	0.383	111	20	100	566	0.608	287	165	74-83	13	34/33	1332	628	42	0.979
1996	67	1869	467	665	0.356	68	16	47	421	0.485	220	192	105-121	15	52/31	1327	739	78	0.964
1997	66	1921	500	721	0.375	95	10	60	446	0.529	219	246	91-101	13	44/23	1299	615	59	0.97
1998	71	1900	569	731	0.385	109	20	79	506	0.588	238	191	136-149	15	37/31	1308	492	52	0.972
1999	69	1779	349	535	0.301	72	6	44	303	0.422	126	263	125-138	13	53/22	1357	543	73	0.963
2000	68	1812	420	609	0.336	95	10	66	374	0.509	192	254	101-120	24	42/18	1317	477	42	0.977
2001	69	1871	479	629	0.336	91	7	126	387	0.594	244	292	83-94	29	23/21	1356	374	34	0.981
2002	67	1719	365	501	0.291	58	5	93	342	0.493	248	416	32-41	43	30/10	1311	436	45	0.975
2003	63	1713	385	563	0.329	90	5	70	354	0.51	235	311	43-55	22	40/11	1240	437	41	0.976
2004	61	1617	375	546	0.338	67	3	66	344	0.505	209	300	129-154	20	39/15	1207	321	41	0.974
2005	57	1528	261	454	0.297	47	5	33	228	0.399	181	328	66-78	21	53/6	1178	309	38	0.975
2006	65	1732	350	538	0.311	62	12	62	317	0.468	203	399	79-87	33	49/11	1302	316	38	0.977
2007	65	1706	326	493	0.289	72	9	58	304	0.444	196	345	101-109	23	62/15	1330	394	41	0.977
2008	60	1616	362	491	0.304	90	10	94	328	0.564	214	347	43-54	34	37/12	1178	353	45	0.971
2009	63	1720	499	583	0.339	90	4	134	468	0.63	258	322	29-36	47	29/8	1190	516	55	0.969
2010	66	1725	479	564	0.327	67	7	107	439	0.56	320	386	36-45	27	41/11	1238	433	49	0.972
2011	61	1599	375	511	0.320	83	9	79	345	0.531	258	344	37-52	26	39/11	1178	428	52	0.969

Team Pitching

Year	W	L	Pct.	IP	R	ER	ERA	SO	BB	ShO
1982	21	20	0.512	303	81	44	1.02	229	69	14
1983	29	24	0.547	316.2	86	48	1.06	149	58	11
1984	26	18	0.59	309	66	38	0.86	162	32	15
1985	17	16	0.515	237	79	55	1.62	90	49	6
1986	27	13	0.675	281	68	39	0.97	128	56	21
1987	42	18	0.7	404	105	61	1.06	165	95	18
1988	54	18	0.75	515	88	46	0.63	204	73	32
1989	48	19	0.716	472	112	62	0.92	188	111	27
1990	49	17	0.742	455	79	49	0.75	216	95	30
1991	56	16	0.778	507.2	72	46	0.63	348	114	35
1992	58	7	0.892	463.1	33	23	0.35	410	77	41
1993	44	8	0.846	345.1	83	56	1.14	279	90	23
1994	64	3	0.955	431	100	76	1.23	371	120	25
1995	66	6	0.917	443	109	88	1.39	245	123	33
1996	58	9	0.866	442.1	157	112	1.77	185	120	17
1997	61	5	0.924	433	117	99	1.6	294	75	19
1998	67	4	0.944	436	107	85	1.36	451	88	35
1999	53	16	0.768	452.1	136	103	1.59	417	126	22
2000	59	9	0.868	439	76	62	0.99	520	111	34
2001	65	4	0.942	452	63	50	0.77	632	123	40
2002	55	12	0.821	437	98	82	1.31	576	166	30
2003	56	7	0.889	413.1	98	88	1.49	495	106	34
2004	55	6	0.902	402.1	72	59	1.03	632	81	30
2005	45	12	0.789	392.2	90	63	1.12	573	77	23
2006	54	11	0.831	434	82	68	1.1	685	71	29
2007	50	14	0.781	443.1	128	105	1.66	575	183	22
2008	41	19	0.683	392.2	118	96	1.71	492	147	18
2009	46	17	0.73	396.2	215	169	2.98	322	101	7
2010	52	14	0.788	412.2	170	129	2.19	371	184	23
2011	43	18	0.705	392.2	196	168	2.99	362	234	17

Team Defense

Year	Pct	Ast	PO	Chances	E
1982	0.936	566	962	1633	105
1983	0.948	579	965	1629	85
1984	0.954	545	909	1524	70
1985	0.96	359	674	1075	42
1986	0.956	404	844	1306	58
1987	0.952	547	1169	1803	87
1988	0.958	794	1550	2446	102
1989	0.961	664	1416	2165	85
1990	0.978	693	1365	2104	46
1991	0.97	730	1519	2319	70
1992	0.978	596	1389	1985	44
1993	0.958	445	1035	1545	65
1994	0.968	550	1299	1910	61
1995	0.979	638	1332	2012	42
1996	0.964	739	1327	2144	78
1997	0.97	615	1299	1973	59
1998	0.972	492	1308	1852	52
1999	0.963	543	1357	1973	73
2000	0.977	477	1317	1836	42
2001	0.981	374	1356	1764	34
2002	0.975	436	1311	1792	45
2003	0.976	437	1240	1718	41
2004	0.974	321	1207	1569	41
2005	0.975	309	1178	1525	38
2006	0.977	316	1302	1656	38
2007	0.977	394	1330	1765	41
2008	0.971	353	1178	1576	45
2009	0.969	516	1190	1761	55
2010	0.972	433	1238	1720	49
2011	0.969	428	1178	1658	52

Career No-Hitters

Arizona Softball

Pitcher	Date	Opponent
Tonja Andreon	4/17/77	Northern Arizona
Tonja Andreon	5/28/77	Arizona State
Sandy Miramontes	4/17/82	Southern California
Sheryl Kempkes	3/11/83	San Diego State
Pam Stone	3/06/84	UCSanta Barbara
Sandy Miramontes	5/04/84	Oregon
Teresa Cherry	3/07/87	Central Michigan
Lisa Bautista	3/19/87	Oklahoma (5)
Teresa Cherry	3/26/87	Fresno State
Lisa Bautista	2/25/88	Minnesota
Leslie VanOver	3/12/88	Oregon State
Leslie VanOver	3/24/88	San Fransisco
Doreen Juarez	5/06/89	California
Julie Jones	4/21/90	California
Debby Day	2/14/91	Pacific (5)
Debby Day	2/22/91	UNLV
Susie Parra	2/24/91	UCSanta Barbara
Julie Jones	3/22/91	Colorado State
Debby Day	3/22/91	Oregon State
Susie Parra	4/05/91	St. Mary's (5)
Debby Day	4/05/91	St. Mary's
Susie Parra**	4/11/92	Oregon State (6)
Debby Day	4/24/92	Oregon State
Debby Day	4/25/92	Oregon
Susie Parra	2/13/93	TexasSan Antonio (5)
Susie Parra	2/19/93	Fresno State
Susie Parra**	4/18/93	California (8)
Susie Parra	2/13/94	Texas A & M
Susie Parra	4/23/94	Oregon State
Carrie Dolan	3/04/95	New Mexico (5)
Nancy Evans	3/04/95	Pacific (5)
Nancy Evans	3/05/95	New Mexico (5)
Carrie Dolan	3/24/95	Texas A & M
Carrie Dolan	2/23/97	Alabama (5)
Nancy Evans	3/7/98	Texas Tech (6)
Nancy Evans	4/19/98	Stanford (5)
Nancy Evans	5/9/98	UCLA
Jennie Finch	5/21/99	Southwest Texas
Becky Lemke	2/4/00	Southern Mississippi (5)
Becky Lemke	3/11/00	Brigham Young
Becky Lemke	5/18/00	Middle Tennessee St. (6)
Jennie Finch	2/18/00	Tennessee State (5)
Jennie Finch	2/25/00	Drake (5)
Jennie Finch	5/21/00	Nebraska
Becky Lemke	2/2/01	Florida Atlantic
Becky Lemke	2/16/01	Bowling Green (6)
Jenny Gladding	3/3/01	Indiana State (6)
Jenny Gladding	3/6/01	Creighton (6)
Becky Lemke	3/13/01	San Diego (5)
Jennie Finch	4/1/01	Oregon State
Jennie Finch	2/17/02	New Mexico State (6)
Jennie Finch	3/2/02	Evansville (5)
Jennie Finch	3/14/02	Notre Dame
Alicia Hollowell	2/8/03	Wisconsin
Alicia Hollowell	2/15/03	Minnesota
Leslie Wolfe	2/14/04	Dayton (5)
Alicia Hollowell**	3/6/04	Indiana, 20 Ks
Alicia Hollowell	3/12/04	Missouri
Hollowell/Allen	4/23/04	Oregon State (5)
Alicia Hollowell**	2/13/05	UT-Chattanooga
Alicia Hollowell	2/18/05	Marshall
Alicia Hollowell	2/25/05	Sam Houston State
Alicia Hollowell	2/26/05	Louisiana Tech
Alicia Hollowell	3/4/05	Eastern Michigan (5)
Alicia Hollowell**	3/12/05	UNLV
Alicia Hollowell**	3/16/05	Long Beach State
Alicia Hollowell	3/20/05	Fresno State (5)
Alicia Hollowell	2/10/06	Northwestern (6)
Alicia Hollowell	2/11/06	Texas A&M (5)
Alicia Hollowell	3/3/06	Long Beach State
Taryne Mowatt	3/16/06	UNLV
Taryne Mowatt**	3/18/06	Cal State Northridge (5)
Alicia Hollowell	4/30/06	Washington
Taryne Mowatt	2/16/07	Texas Tech

Taryne Mowatt	4/6/07	Arizona State
Taryne Mowatt	5/18/07	Howard (5)
Mowatt/Akamine	2/29/08	South Florida
Lindsey Sisk	3/8/08	La Salle
Taryne Mowatt	5/4/08	Washington
Sarah Akamine	2/12/10	Western Michigan (5)
Kenzie Fowler	3/3/10	New Mexico State (5)
Sarah Akamine	3/12/10	Northern Colorado (5)
Kenzie Fowler	3/28/10	New Mexico (5)
Kenzie Fowler	4/7/10	UTEP (5)
Kenzie Fowler**	4/24/10	Oregon State (5)
Fowler/Babcock	3/25/11	Cal State Northridge (5)

** Perfect game

Arizona Pitching Honors

Honda Softball Award - Susie Parra (94), Nancy Evans (98), Jennie Finch (01/02)

First-team All-America - Debbie Day (92), Parra (93/94), Carrie Dolan (95), Evans (97/98), Finch (00/01/02), Alicia Hollowell (03/04), Fowler (10)

Second-team All-America - Teresa Cherry (88), Julie Jones (90-91), Parra (92), Dolan (96), Hollowell (05/06), Taryne Mowatt (07)

Third-team All-America - Day (91), Becky Lemke (99)

College World Series MOP - Evans (97), Finch (01), Hollowell (06), Mowatt (07)

All-College World Series - Day (91), Parra (92/93/94), Evans (95/98), Dolan (96), Finch (02)

NCAA All-Regional (no longer awarded) - Evans (97/98), Finch (99/00/01/02), Jenny Gladding (02), Alicia Hollowell (03)

Pacific-10 Player of the Year - Parra (94)

Pacific-10 Pitcher of the Year - Jennie Finch (01/02), Alicia Hollowell (04)

Pacific-10 Newcomer of the Year - Hollowell (03)

USA National Team - Parra (93/94/95), Evans (97), Finch (02/04/05/06/07/08), Hollowell (05/06/07/08)

U.S. Olympic Team - Finch (04, gold medalist)

All-Pac-10 - Cherry (88), Jones (90), Ginnie Scheler (90), Day (91/92), Parra (92/93/94), Dolan (95/96/97), Evans (94/95/97/98), Lemke (99/00), Finch (00/01/02), Hollowell (03/04/05/06), Mowatt (07), Fowler (10/11)

NCAA National Championships

- 2007 Oklahoma City, Okla.
(beat Tennessee 1-0, 5-0)
- 2006 Oklahoma City, Okla.
(beat Northwestern 8-0, 5-0)
- 2001 Oklahoma City, Okla.
(beat UCLA, 1-0)
- 1997 Oklahoma City, Okla.
(beat UCLA, 10-2)
- 1996 Columbus, Ga.
(beat Washington, 6-4)
- 1994 Oklahoma City, Okla.
(beat Cal State Northridge, 4-0)
- 1993 Oklahoma City, Okla.
(beat UCLA, 1-0)
- 1991 Oklahoma City, Okla.
(beat UCLA, 5-1)

Honda Softball Award

- 2007 Caitlin Lowe (OF), Finalist
- 2005 Caitlin Lowe (OF), Finalist
- 2004 Alicia Hollowell (P), Finalist
- 2003 Lovie Jung (SS), Finalist
- 2002 Jennie Finch (P) Player of the Year
- 2001 Jennie Finch (P) Player of the Year
- 1998 Nancy Evans (P) Player of the Year
- Leah Braatz (C), Finalist
- 1997 Alison Johnsen (OF), Finalist
- Nancy Evans (P), Finalist
- 1996 Jenny Dalton (2B) Player of the Year
- 1995 Amy Chellevoid (1B), Finalist
- Laura Espinoza (SS), Finalist
- 1994 Susie Parra (P) Player of the Year
- 1993 Susie Parra (P) Finalist

USA Softball National Player of the Year

- 2010 Kenzie Fowler (P), Finalist
- 2006 Alicia Hollowell (P), Finalist
- 2005 Caitlin Lowe (OF), Finalist
- 2004 Alicia Hollowell (P), Finalist
- 2003 Lovie Hung (SS), Finalist

USA Softball Female Athlete of the Year

- 2009 Jennie Finch

NCAA Woman of the Year

- 1998 Nancy Evans, National nominee
- 1997 Leah O'Brien, Finalist, state winner
- 1996 Jenny Dalton, state winner

ESPY Award

- 2007 Taryne Mowatt, Best Female Athlete
Taryne Mowatt, Best Female College Athlete

Lowe's Senior CLASS Award

- 2011 Brittany Lastrapes, finalist
- 2009 Jenae Leles, finalist
- 2008 Callista Balko, finalist
- 2007 Caitlin Lowe

Lowe's All-Senior All-America

- 2009 Jenae Leles, 2nd team
- 2008 Callista Balko, 2nd team
- 2007 Caitlin Lowe, 1st team

adidas Golden Shoes Award

- 2007 Caitlin Lowe

Diamond Sports/NFCA Catcher of the Year

- 1998 Leah Braatz
- 1997 Leah Braatz

Player of the Year

- 1995 Laura Espinoza, Fastpitch World
- 1994 Laura Espinoza, College Sports

NCAA Regional All-Tournament (Awarded from 1997-2004)

- 2004 Wendy Allen, NCAA Region 1
Mackenzie Vandergeest, NCAA Region 1

- 2003 Lovie Jung, NCAA Region 1 MVP
Alicia Hollowell, NCAA Region 1
Mackenzie Vandergeest, NCAA Region 1
Autumn Champion, NCAA Region 1
- 2002 Jennie Finch, NCAA Region 2
Meaghan Finnerty, NCAA Region 2
Mackenzie Vandergeest, NCAA Region 2
Courtney Fossatti, NCAA Region 2
Jenny Gladding, NCAA Region 2
- 2001 Toni Mascarenas, NCAA Region 1 MVP
Lauren Bauer, NCAA Region 1
Mackenzie Vandergeest, NCAA Region 1
Jennie Finch, NCAA Region 1
Nicole Giordano, NCAA Region 1
- 2000 Jennie Finch, NCAA Region 2 MVP
Lauren Bauer, NCAA Region 2
Nicole Giordano, NCAA Region 2
Katie Swan, NCAA Region 2
Becky Lemke, NCAA Region 2
Toni Mascarenas, NCAA Region 2
Lindsey Collins, NCAA Region 2
- 1999 Jennie Finch, NCAA Region 2 MVP
Lauren Bauer, NCAA Region 2
Nicole Giordano, NCAA Region 2
Katie Swan, NCAA Region 2
Becky Lemke, NCAA Region 2
- 1998 Lauren Bauer, NCAA Region 1 MVP
Leah Braatz, NCAA Region 1
Nancy Evans, NCAA Region 1
Leticia Pineda, NCAA Region 1
Nicole Giordano, NCAA Region 1
Becky Lemke, NCAA Region 1
Alison McCutcheon, NCAA Region 1
- 1997 Nancy Evans, NCAA Region 1 MVP
Leah Braatz, NCAA Region 1
Leah O'Brien, NCAA Region 1
Lisa Pitt, NCAA Region 1
Brandi Shriver, NCAA Region 1
Leticia Pineda, NCAA Region 1

CoSIDA Academic All-America

- 2010 K'Lee Arredondo (SS), 1st
- 2006 Autumn Champion (OF), 2nd
- 2004 Wendy Allen (DP/1B), 2nd
- 1998 Nancy Evans (P), 1st
- 1997 Leah O'Brien (INF), 1st
- 1996 Jenny Dalton (INF), 1st
- 1995 Leah O'Brien (OF), 1st
Jenny Dalton (INF), 2nd
- 1994 Leah O'Brien (OF), 1st

GTE Academic All-America Member

- 1998 Nancy Evans (P)
- 1997 Leah O'Brien (INF)

NFCA Scholar-Athlete All-America

- 2001 Erika Hanson
- 2010 Alicia Banks
Ashley Malston-Alvarez
- 2011 Alicia Banks

Arizona Sports Hall of Fame (Induction year)

- 1991, 1993, 1994, 1996, 1997, 2001, 2006,
2007 Teams (National Champions)
- Julie Standering, ss, 1987-91 (96)
- Teresa Cherry, p, 1986-88 (93)
- Debby Day, p, 1991-92 (97)
- Jamie Heggen, of, 1991-93 (98)
- Jody Miller-Pruitt, c, 1990-93 (98)
- Susie Parra, p, 1991-94 (99)
- Amy Chellevoid, 1992-95 (00)
- Laura Espinoza-Watson, 92-95 (00)
- Jenny Dalton-Hill, 93-96 (01)
- Leah O'Brien-Amico, 1993-95 97 (02)
- Leah Braatz, 1994-95, 97-98 (03)
- Nancy Evans, 1994-95, 97-98 (03)
- Alison McCutcheon, 1995-98 (04)
- Leticia Pineda, 1995-98 (04)
- Jennie Finch, 1999-02 (07)
- Lovie Jung, 2002-03 (08)

All-West Region

- 2011 Brittany Lastrapes (OF), 1st team
Kenzie Fowler (P), 1st team
Brigitte Del Ponte (3B), 1st team
Lauren Schutzler (OF), 1st team
- 2010 Stacie Chambers (C), 1st team
Brittany Lastrapes (OF), 1st team
Kenzie Fowler (P), 1st team
K'Lee Arredondo (SS), 2nd team
Lauren Schutzler (OF), 2nd team
Brigitte Del Ponte (3B), 2nd team
- 2009 Stacie Chambers (C), 1st team
Brittany Lastrapes (OF), 1st team
Jenae Leles (3B), 1st team
Lauren Schutzler (OF), 1st team

All-Pacific Region

- 2008 Laine Roth (1B), 2nd team
Jenae Leles (3B), 2nd team
Brittany Lastrapes (OF), 2nd team
- 2007 Callista Balko (C), 1st team
Caitlin Lowe (OF), 1st team
Taryne Mowatt (P), 1st team
- 2006 Caitlin Lowe (OF), 1st team
Kristie Fox (SS), 1st team
Alicia Hollowell (P) 2nd team
Autumn Champion (OF), 2nd team
- 2005 Alicia Hollowell (P), 1st team
Caitlin Lowe (OF), 1st team
Kristie Fox (SS), 1st team
Autumn Champion (OF), 2nd team
- 2004 Alicia Hollowell (P), 1st team
Autumn Champion (OF), 1st team
Caitlin Lowe (OF), 1st team
Wendy Allen (DP), 1st team
- 2003 Alicia Hollowell (P), 1st team
Autumn Champion (OF), 1st team
Courtney Fossatti (OF), 1st team
Lovie Jung (SS), 2nd team
Wendy Allen (DP), 2nd team
- 2002 Jennie Finch (P), 1st team
Leneah Manuma (1B), 1st team
Jenny Gladding (P), 2nd team
- 2001 Jennie Finch (P), 1st team
Toni Mascarenas (3B), 1st team
Lauren Bauer (OF), 1st team
Leneah Manuma (DP), 1st team
Nicole Giordano (OF), 2nd team
- 2000 Jennie Finch (P), 1st team
Toni Mascarenas (3B), 1st team
Lindsey Collins (C), 1st team
Nicole Giordano (OF), 1st team
Lauren Bauer (OF), 2nd team
- 1999 Lauren Bauer (OF), 2nd team
Nicole Giordano (OF), 2nd team
Becky Lemke (P), 2nd team
- 1998 Nancy Evans (P), 1st team
Leah Braatz (C), 1st team
Alison McCutcheon (OF), 1st team
Leticia Pineda (at-large 1B), 1st team
Toni Mascarenas (3B), 1st team
Lauren Bauer (OF), 1st team
- 1997 Nancy Evans (P), 1st team
Leah O'Brien (1B), 1st team
Alison Johnsen (OF), 1st team
Leah Braatz (C), 1st team
Leticia Pineda (3B), 1st team
- 1996 Jenny Dalton (2B), 1st team
Carrie Dolan (P), 1st team
Krista Gomez (3B), 1st team
Alison Johnsen (OF), 1st team
Leticia Pineda (C), 1st team
Brandi Shriver (OF), 1st team
- 1995 Leah Braatz (C), 2nd team
Amy Chellevoid (1B), 1st team
Jenny Dalton (2B), 1st team
Carrie Dolan (P), 1st team
Laura Espinoza (SS), 1st team
Leah O'Brien (OF), 1st team
- 1994 Leah Braatz (C), 1st team

Honors and Awards

- Amy Chellevoid (1B), 1st team
 Jenny Dalton (2B), 1st team
 Laura Espinoza (SS), 1st team
 Leah O'Brien (OF), 1st team
 Susie Parra (P), 1st team
 1993 Amy Chellevoid (1B), 1st team
 Laura Espinoza (SS), 1st team
 Jamie Heggen (OF), 1st team
 Susie Parra (P), 1st team
 Jody Pruitt (C), 2nd team
 1992 Debby Day (P), 1st team
 Amy Chellevoid (1B), 2nd team
 Jamie Heggen (OF), 1st team
 Jody Miller-Pruitt (C), 1st team
 Susie Parra (P), 2nd team
 1991 Debby Day (P), 2nd team
 Jamie Heggen (OF), 2nd team
 Julie Jones (INF), 2nd team
 Julie Standerling (INF), 1st team

All-Northwest Region

- 1990 Nikki Dennis (3B)
 Vivian Holm (OF)
 1989 Nicki Dennis (3B), 2nd
 Vivian Holm (OF), 2nd
 1988 Teresa Cherry (P)
 Kristin Gauthier (OF)
 Vivian Holm (1B)
 Julie Standerling (3B), 2nd
 Jamie Wheat (OF)
 1987 Stacy Engel (C)
 Vivian Holm (OF)

All-Women's College World Series

- 2010 K'Lee Arredondo (SS)
Karissa Buchanan (OF)
Kenzie Fowler (P)
 Brittany Lastrapes (OF)
 2007 Taryne Mowatt (P), Most Outstanding Player
 Kristie Fox (SS)
 Jenae Leles (3B)
 Caitlin Lowe (OF)
 2006 Alicia Hollowell (P), Most Outstanding Player
 Caitlin Lowe (OF)
 Autumn Champion (P)
 Taryne Mowatt (UT)
 2003 Lovie Jung (SS)
 Alicia Hollowell (P)
 2002 Jennie Finch (P)
 Jackie Coburn (3B)
 Leneah Manuma (1B)
 2001 Jennie Finch (P), Most Outstanding Player
 Lindsey Collins (C)
 Nicole Giordano (OF)
 Toni Mascarenas (3B)
 2000 Toni Mascarenas (3B)
 1998 Nancy Evans (P)
 Leah Braatz (C)
 Leticia Pineda (1B)
 Toni Mascarenas (3B)
 1997 Nancy Evans (P), Most Outstanding Player
 Alison Johnsen (OF)
 Leah O'Brien (1B)
 1996 Michelle Churnock (SS, at-large)
 Jenny Dalton (2B)
 Carrie Dolan (P)
 Krista Gomez (3B, at-large)
 Alison Johnsen (OF)
 1995 Leah Braatz (C)
 Nancy Evans (P, at-large)
 Alison Johnsen (OF)
 Leah O'Brien (OF)
 Brandi Shriver (OF, at-large)
 1994 Leah Braatz (C)
 Amy Chellevoid (1B)
 Jenny Dalton (2B)
 Leah O'Brien (OF)
 Susie Parra (P)
 1993 Amy Chellevoid (1B)
 Krista Gomez (3B)

Arizona Softball

- Susie Parra (P)
 Jody Pruitt (C)
 Stacy Redondo (OF)
 1992 Amy Chellevoid (1B)
 Debby Day (at-large)
 Susie Duarte (3B)
 Susie Parra (P)
 1991 Kristin Gauthier (OF)
 Julie Jones (1B)
 Julie Standerling (SS)
 Debby Day (P)
 1989 Nicki Dennis (at-large)
 Kristin Gauthier (OF)
 1988 Julie Standerling (3B)
 Heidi Lievens (SS)

Pacific-10 Player of the Year

- 2005 Caitlin Lowe (OF)
 1998 Alison (Johnsen) McCutcheon (OF)
 1997 Alison Johnsen (OF)
 1996 Jenny Dalton (2B)
 1995 Laura Espinoza (SS)
 1994 Susie Parra (P)

Pacific-10 Newcomer of the Year

- 2004 Caitlin Lowe (OF)
 2003 Alicia Hollowell (P)
 2002 Lovieanne Jung (SS)
 1998 Toni Mascarenas (3B)
 1994 Leah Braatz (C)

Pac-10 Defensive Player of the Year

- 2007 Caitlin Lowe (OF)

Coach of the Year

- 2007 Mike Candrea, Pacific-10
 Staff, NFCA Division I
 2003 Mike Candrea, Pacific-10
 2002 Mike Candrea, Pacific-10
 2001 Mike Candrea, Pacific-10 co-honor
 2000 Mike Candrea, Pacific-10 co-honor
 1998 Mike Candrea, Pacific-10
 1997 Mike Candrea, Speedline/NFCA Division I
 National Coach of the Year
 Mike Candrea, Pacific-10
 Mike Candrea, Pacific-Region
 1996 Mike Candrea, Speedline/NFCA Division I
 National Coach of the Year
 1995 Mike Candrea, Pacific Region
 1994 Mike Candrea, NSCA Div. I
 National Coach of the Year
 Mike Candrea, Pacific Region
 Mike Candrea, Pacific-10
 1988 Mike Candrea, Northwest Region
 Mike Candrea, Pacific-10
 1987 Mike Candrea, Pacific-10
 1986 Mike Candrea, Pacific-West co-honor

All-Pacific-10 Conference

- 2011 Brittany Lastrapes (OF), 1st team
Brigitte Del Ponte (3B), 1st team
Kenzie Fowler (P), 2nd team
 Lauren Schutzler (OF), 2nd team
 Stacie Chambers (C), 2nd team
 2010 Stacie Chambers (C), 1st team
 Brittany Lastrapes (OF), 1st team
Kenzie Fowler (P), 1st team
 K'Lee Arredondo (SS), 2nd team
 Lauren Schutzler (OF), 2nd team
Brigitte Del Ponte (3B), 2nd team
 2009 Stacie Chambers (C), 1st team
 Brittany Lastrapes (OF), 1st team
 Jenae Leles (3B), 1st team
 K'Lee Arredondo (SS), 2nd team
 Sam Banister (1B), 2nd team
 2008 Brittany Lastrapes (OF), 1st team
 Jenae Leles (3B), 1st team
 Laine Roth (1B), 1st team
 K'Lee Arredondo (SS), 2nd team
 Taryne Mowatt (P), 2nd team

- 2007 Kristie Fox (SS), 1st team
 Caitlin Lowe (OF), 1st team
 Taryne Mowatt (P), 1st team
 Chelsie Mesa (2B), 2nd team
 2006 Caitlin Lowe (OF), 1st team
 Kristie Fox (SS), 1st team
 Alicia Hollowell (P), 1st team
 Autumn Champion (OF), 2nd team
 2005 Alicia Hollowell (P), 1st team
 Caitlin Lowe (OF), 1st team
 Kristie Fox (SS), 1st team
 Autumn Champion (OF), 2nd team
 2004 Alicia Hollowell (P), 1st team
 Caitlin Lowe (OF), 1st team
 Autumn Champion (OF), 1st team
 Wendy Allen (DP), 1st team
 Mackenzie Vandergeest (C), 2nd team
 2003 Alicia Hollowell (P), 1st team
 Lovie Jung (SS), 1st team
 Autumn Champion (OF), 1st team
 Courtney Fossatti (OF), 2nd team
 Mackenzie Vandergeest (C), 2nd team
 2002 Jennie Finch (P), 1st team
 Lovieanne Jung (SS), 1st team
 Leneah Manuma (1B), 1st team
 Mackenzie Vandergeest (C), 2nd team
 2001 Jennie Finch (P), 1st team
 Lauren Bauer (OF), 1st team
 Toni Mascarenas (3B), 1st team
 Nicole Giordano (OF), 2nd team
 Becky Lemke (P), 2nd team
 Leneah Manuma (DP), 2nd team
 Mackenzie Vandergeest (OF), 2nd team
 2000 Nicole Giordano (OF), 1st team
 Jennie Finch (3B), 1st team
 Allison Andrade (SS), 2nd team
 Becky Lemke (P), 2nd team
 Toni Mascarenas (3B), 2nd team
 Katie Swan (2B), 2nd team
 1999 Lauren Bauer (OF), 1st team
 Nicole Giordano (OF), 1st team
 Becky Lemke (P), 2nd team
 Toni Mascarenas (3B), 2nd team
 1998 Alison McCutcheon (OF), 1st team
 Leah Braatz (C), 1st team
 Nancy Evans (P), 1st team
 Toni Mascarenas (3B), 1st team
 Leticia Pineda (1B), 1st team
 Lauren Bauer (OF), 2nd team
 Katie Swan (2B), 2nd team
 Nicole Giordano (OF), 2nd team
 1997 Nancy Evans (P), 1st team
 Alison Johnsen (OF), 1st team
 Leah O'Brien (1B), 1st team
 Leah Braatz (C), 1st team
 Leticia Pineda (C), 1st team
 Carrie Dolan (P), 2nd team
 Carrie Dolan (P), 2nd team
 1996 Jenny Dalton (2B), 1st team
 Krista Gomez (3B), 1st team
 Alison Johnsen (OF), 2nd team
 Leticia Pineda (C), 1st team
 Andrea Doty (OF), 2nd team
 1995 Leah Braatz (C), 1st team
 Amy Chellevoid (1B), 1st team
 Jenny Dalton (2B), 1st team
 Carrie Dolan (P), 1st team
 Nancy Evans (P), 2nd team
 Laura Espinoza (SS), 1st team
 Krista Gomez (OF), 2nd team
 Leah O'Brien (OF), 1st team
 1994 Leah Braatz (C), 1st team
 Amy Chellevoid (1B), 1st team
 Jenny Dalton (2B), 1st team
 Nancy Evans (P), 1st team
 Laura Espinoza (SS), 1st team
 Krista Gomez (OF), 2nd team
 Leah O'Brien (OF), 1st team
 Susie Parra (P), 1st team
 1993 Amy Chellevoid (1B), 1st team

Jenny Dalton (2B), 1st team
 Laura Espinoza (SS), 1st team
 Jamie Heggen (OF), 1st team
 Leah O'Brien (OF), 1st team
 Susie Parra (P), 1st team
 Jody Pruitt (C), 2nd team
 1992 Amy Chellevoid (INF), 1st team
 Debby Day (P), 1st team
 Laura Espinoza (INF), 1st team
 Jamie Heggen (OF), 1st team
 Jody Miller-Pruitt (C), 1st team
 Susie Parra (P), 2nd team
 1991 Debby Day (P), 2nd team
 Kristin Gauthier (OF), 2nd team
 Jamie Heggen (OF), 1st team
 Julie Jones (INF), 1st team
 Juile Standerling (INF), 1st team
 1990 Nicki Dennis (INF), 1st team
 Kristin Gauthier (OF), 1st team
 Vivian Holm (OF), 1st team
 Julie Jones (UT), 1st team
 Catherine Stedman (DP), 1st team
 Jody Miller (C), 2nd team
 Ginnie Scheller (P), 2nd team
 Julie Standerling (INF), 2nd team
 1989 Nicki Dennis (3B), 2nd team
 Julie Standerling (SS), 1st team
 1988 Teresa Cherry (P), 1st team
 Kristin Gauthier (OF), 1st team
 Vivian Holm (1B), 1st team
 Jamie Wheat (OF), 1st team
 1987 Stacey Engel (C), 1st team
 Vivian Holm (OF), 1st team

Pac-10 Pitcher of the Year

2004 Alicia Hollowell
 2002 Jennie Finch
 2001 Jennie Finch

Pac-10 Conference Medal

2004 Wendy Allen
 2003 Lovie Jung
 2002 Jennie Finch
 2001 Lauren Bauer
 1998 Nancy Evans
 1997 Leah O'Brien
 1996 Jenny Dalton
 1995 Amy Chellevoid
 1989 Stacy Engel

Academic District VIII

2010 K'Lee Arredondo
 2009 K'Lee Arredondo
 2006 Autumn Champion
 2004 Wendy Allen
 1998 Nancy Evans
 1997 Leah O'Brien
 1996 Jenny Dalton, Julie Reitan
 1995 Leah O'Brien, Jenny Dalton
 1994 Leah O'Brien

Academic All-Pacific-10

2011 Lauren Schutzler (OF), 2nd team
 2010 K'Lee Arredondo (SS), 1st team
 Lauren Schutzler (OF), 2nd team
 2009 K'Lee Arredondo (SS), 1st team
 Lauren Schutzler (OF), 2nd team
 2008 K'Lee Arredondo (SS), 1st team
 2007 Jill Malina (OF), 2nd team
 2006 Autumn Champion (OF), 2nd team
 2005 Jennifer Martinez (DP), 1st team
 Autumn Champion (OF), 2nd team
 2004 Wendy Allen (DP), 1st team
 2001 Lauren Bauer (OF), 1st team
 1999 Chrissy Gil (OF), 2nd team
 1998 Nancy Evans (P), 1st team
 1997 Leah O'Brien (1B), 1st team
 Nancy Evans (P), 1st team
 Julie Reitan (OF), 1st team
 1996 Jenny Dalton (INF), 1st team

1995 Leah O'Brien (OF), 1st team
 Jenny Dalton (INF), 1st team
 Nancy Evans (P/DP), 2nd team
 1994 Leah O'Brien (OF), 1st team
 Jenny Dalton (INF), 1st team

All-Pacific West

1986 Lisa Bernstein (UT)
 Heidi Lievens (SS)

All-WCAA

1985 Heidi Lievens (SS)
 1984 Karen Fellenz (2B)
 Dee Dinota (SS)
 1983 Lisa Bernstein (C)
 1982 Dee Dinota (SS)
 1981 Barb Garcia (OF)
 Regina Rawson (DH)
 1980 Mary Cassidy (C)
 Barb Garcia (OF)

USA Softball

2011 USA National Team –
 Jenae Leles
 2009 USA National Team –
 K'Lee Arredondo
 Brittany Lastrapes
 2008 USA Olympic Team, Beijing – Silver Medalists
 Mike Candrea, Head Coach
 2007 USA National Team –
 Caitlin Lowe
 Mike Candrea, Head Coach
 2006 USA National Team –
 Alicia Hollowell
 Caitlin Lowe
 Mike Candrea, Head Coach
 2006 Junior National Pan America Qualifier Team
 K'Lee Arredondo
 2006 World University Team –
 Callista Balko
 Kristie Fox
 2005 USA National Training Team –
 Alicia Hollowell
 Caitlin Lowe
 Mike Candrea, Head Coach
 2005 USA National Team –
 Alicia Hollowell
 Caitlin Lowe
 Mike Candrea, Head Coach
 2005 USA January Team Camp –
 Alicia Hollowell
 Caitlin Lowe
 Kristie Fox
 2004 USA Olympic Team, Athens – Gold Medalists
 Leah O'Brien-Amico
 Lovie Jung
 Jennie Finch
 Nicole Giordano, alternate
 Mike Candrea, Head Coach
 2004 World University Games –
 Alicia Hollowell
 Caitlin Lowe
 Kristie Fox
 2004 Elite Team –
 Kristie Fox
 2003 USA National Team –
 Leah O'Brien-Amico
 Jennie Finch
 Lovie Jung
 Nicole Giordano
 Mike Candrea, Head Coach
 2003 Elite Team –
 Toni Mascarenas
 Mackenzie Vandergeest
 Alicia Hollowell
 2002 USA National Team –
 Jennie Finch
 Lovie Jung
 Leah O'Brien-Amico
 Nicole Giordano

2001 Mike Candrea, Head Coach
 USA Summer Tours –
 Jennie Finch
 Amy Chellevoid
 Nicole Giordano
 Toni Mascarenas
 Lindsey Collins
 Lovie Jung
 Lauren Bauer
 Leah O'Brien-Amico
 Toni Mascarenas
 Mackenzie Vandergeest
 Mike Candrea, Head Coach
 2000 USA Olympic Team, Sydney – Gold Medalist
 1999 USA Summer Tours –
 Leah O'Brien
 Nancy Evans, qualifying
 Amy Chellevoid, qualifying
 1998 World Championships, Japan –
 Leah O'Brien
 Amy Chellevoid
 1998 U.S. Team Festival, Fort Worth –
 Nancy Evans
 Leah O'Brien
 Amy Chellevoid
 Susie Parra
 Lauren Bauer
 Nicole Giordano
 Jennie Finch
 1997 Superball, Pan-Am Qualifier
 Nancy Evans, Pan-Am Qualifier
 Leah O'Brien
 1997 U.S. Team camp –
 Alison Johnsen
 Leah Braatz-Cochrane
 Amy Chellevoid
 1996 USA Olympic Team, Atlanta – Gold Medalist
 Leah O'Brien
 1995 Pan-Am Games
 Susia Parra
 1994 World Championships –
 Susia Parra
 Mike Candrea, coach
 Leah O'Brien, Pan-Am (qualifying)
 Jenny Dalton, Pan-Am (qualifying)
 1993 International Cup –
 Susie Parra (P)

U.S. Olympic Festival

1997 Leah O'Brien
 Nancy Evans
 Leah Braatz-Cochrane
 Alison Johnsen
 1995 Susie Parra
 Amy Chellevoid
 Alison Johnsen
 Jenny Dalton
 Leah O'Brien
 1994 Susie Parra
 Jenny Dalton
 Leah Braatz
 Nancy Evans
 Leah O'Brien
 Laura Espinoza
 Amy Chellevoid

Over the years, Arizona players have earned a staggering 90 NFCA All-America citations. Here's a look at positions played by Arizona's NFCA All-America selections. Though their positions cover only one position or at-large honor, many of UA's All-Americans were versatile players who at one time or another played all over the field. Leticia Pineda holds the versatility record –earning first-team All-America honors at three different positions in successive years – catcher, first base and third base (at-large) from 1996 to 1998. Nancy Evans earned the Honda Award as a pitcher in 1998, but played significant time at shortstop and five other positions during her career. She could have been a catcher, too, but her career coincided with four-time All-American Leah Braatz, who earned her stripes behind the plate.

In 2011, Brittany Lastrapes became just the sixth player in school history to be named an All-American four times. Her first-team selection was the third straight time she earned such a distinction; she was named to the third team her freshman year. Classmates Kenzie Fowler and Brigette Del Ponte were selected to the second team. The award gave Fowler her second citation in as many years. A first time All-American, Del Ponte became the 50th All-American in Arizona history.

NCAA Division I softball has become one of the nation's top female showcase sports programs, with substantial television coverage and dramatically increased attendance and media notoriety.

While softball is a team game, it revolves around one-on-one situations – batter vs. pitcher, fielder vs. hitter, runner vs. catcher, etc., and gives individuals a chance to shine.

In nearly all cases the nation's decorated players come from programs with traditions rooted in success. With Arizona's eight national championships, 22 College World Series appearances and 10 Pac-10 championships, the Wildcats certainly qualify. Arizona's national and league championship teams each had role players, or clutch performers who saved their best for last – and they are not listed below. Their contributions remain no less valued than those listed below.

All-Americans, By Position

Pitcher

Debby Day
Julie Jones
Susie Parra
Carrie Dolan
Nancy Evans
Becky Lemke
Jennie Finch
Alicia Hollowell
Taryne Mowatt
Kenzie Fowler

Catcher

Jody Miller-Pruitt
Leah Braatz
Leticia Pineda
Lindsey Collins
Stacie Chambers

First Base

Julie Jones
Amy Chellevoid
Leticia Pineda
Leneah Manuma
Laine Roth

Second Base

Karen Fellenz
Jenny Dalton

Shortstop

Julie Standerling
Laura Espinoza
Lovie Jung
Kristie Fox
K'Lee Arredondo

Third Base

Nicki Dennis
Krista Gomez
Toni Mascarenas
Jenae Leles
Brigette Del Ponte

Left Field

Vivian Holm
Alison Johnsen
Lauren Bauer
Brandi Shriver
Nicole Giordano
Autumn Champion
Brittany Lastrapes

Center Field

Jamie Heggen
Leah O'Brien
Brandi Shriver
Alison Johnsen
Lauren Bauer
Caitlin Lowe

Right Field

Brandi Shriver
Leah O'Brien
Nicole Giordano
Courtney Fossatti

Designated Player

Wendy Allen

All-Americans, By Year

2011

Brittany Lastrapes, 1st
Brigette Del Ponte, 2nd
Kenzie Fowler, 2nd

2010

Brittany Lastrapes, 1st
Kenzie Fowler, 1st
Stacie Chambers, 2nd
K'Lee Arredondo, 2nd
2009
Brittany Lastrapes, 1st
Stacie Chambers, 3rd
Jenae Leles, 3rd team

2008

Laine Roth, 3rd
Brittany Lastrapes, 3rd

2007

Caitlin Lowe, 1st
Taryne Mowatt, 2nd

2006

Caitlin Lowe, 1st
Kristie Fox, 1st
Alicia Hollowell, 2nd

2005

Caitlin Lowe, 1st
Kristie Fox, 1st
Alicia Hollowell, 2nd
2004
Alicia Hollowell (P), 1st
Caitlin Lowe, 1st
Autumn Champion, 1st
Wendy Allen, 1st

2003

Lovie Jung, 1st
Alicia Hollowell, 1st
Autumn Champion, 1st
Courtney Fossatti, 2nd

2002

Jennie Finch, 1st
Leneah Manuma, 1st

2001

Jennie Finch, 1st
Toni Mascarenas, 1st
Lauren Bauer, 1st
Leneah Manuma, 1st
Nicole Giordano, 3rd

2000

Jennie Finch, 1st
Toni Mascarenas, 2nd
Lauren Bauer, 2nd
Nicole Giordano, 2nd
Lindsey Collins, 3rd

1999

Lauren Bauer, 3rd
Nicole Giordano, 3rd
Becky Lemke, 3rd

1998

Nancy Evans, 1st
Leah Braatz, 1st
Alison McCutcheon, 1st
Leticia Pineda, 1st
Toni Mascarenas, 1st
Lauren Bauer, 1st

1997

Nancy Evans, 1st
Leah O'Brien, 1st
Alison McCutcheon, 1st
Leah Braatz, 1st
Leticia Pineda, 1st

1996

Jenny Dalton, 1st
Alison McCutcheon, 1st
Leticia Pineda, 1st
Krista Gomez, 2nd
Carrie Dolan, 2nd
Brandi Shriver, 2nd

1995

Leah Braatz, 1st
Amy Chellevoid, 1st
Jenny Dalton, 1st
Carrie Dolan, 1st
Laura Espinoza, 1st
Leah O'Brien, 1st

1994

Leah Braatz, 1st
Amy Chellevoid, 1st
Jenny Dalton, 1st
Laura Espinoza, 1st
Leah O'Brien, 1st
Susie Parra, 1st

1993

Amy Chellevoid, 2nd
Laura Espinoza, 2nd
Jamie Heggen, 1st
Susie Parra, 1st
Jody Pruitt, 2nd

1992

Amy Chellevoid, 3rd
Debby Day, 1st
Jamie Heggen, 2nd
Jody Miller-Pruitt, 1st
Susie Parra, 2nd

1991

Debby Day, 3rd
Julie Jones, 2nd
Julie Standerling, 1st

1990

Nicki Dennis, 2nd
Vivian Holm, 1st
Julie Jones, 2nd

1988

Teresa Cherry, 2nd

1984

Karen Fellenz, 1st

Abrams, Candace	02-05	Dougall, Jane	85-88	Kuchan, Patty	82-84	Rice, Lindsay	00
Acevedo, Barbara	78	Duarte, Susie	91-94	Lady, Suzie	88-91	Richards, Marcia	75-76
Acton, Adrienne	05-08	Duran, Cyndi	07-08	Langford, Kathy Jo	82-85	Riha, Toni	79
Acuna, Teresa Marie	99	Dyke, Juanita	81-82	LaRose, Kathleen 'Rocky'	78-79	Robinson, Lindsay	99-00
Adreon, Tonja	76-77	Engel, Stacy (Iveson)	86-89	Lastrapes, Brittany	08-11	Rodriguez, Danielle	06-08
Aguilar, Marcie	90-91	Erb, Lauren	07	Lavine, Alex	11	Rosas, Renee	90-92
Akamine, Sarah	07-10	Espinoza, Laura	92-95	Leles, Jenae	06-09	Rosenbery, Kathi	79-80
Allen, Wendy	03-04	Evans, Nancy	94-95, 97-98	Lemke, Becky	98-01	Roth, Laine	06-09
Almhjell, Tracy	87-88	Farhat, Tanya	96	Lievens, Heidi	85-88	Rundquist, Julie	80
Amado, Jeanette	85, 86-88	Farley, Crystal	02-05	Lim, Dana	76	Salcido, Stephanie	89-92
Anazaldua, Vicky	75, 77-78	Fellenz, Karen	83-85	Loeper, Liz	76-77	Schade, Debbie	78
Andrade, Allison	00-01	Finch, Jennie	99-02	Longanecker, Jo	79-82	Scheller, Ginnie	87-90
Arredondo, K'Lee	07-10	Finnerty, Meaghan	02	Lopez, Gloria	76-77	Schultz, Shelly	03-05
Arriola, Kristen	09-11	Fowler, Kenzie	10-11	Lowe, Caitlin	04-07	Schutzler, Lauren	08-11
Avery, Star	75	Fossatti, Courtney	02-03, 05	McBride, Mickie	87	Shriver, Brandi	94-97
Babcock, Shelby	11	Foster, Betsy	75	McCutcheon, Alison (Johnsen)	95-98	Sisk, Lindsey	08-09
Balko, Callista	05-08	Fox, Kristie	04-07	McDowell, Paige	84-87	Sloan, Susan	76-79
Banister, Sam	06-09	Gallego, Norma	75-76	McKinny, Tammy	87-88	Springborn, Ann	83
Banks, Alicia	09-11	Garcia, Barbara	78-81	Malina, Jill	06-09	Standerling, Julie	88-91
Barash, Nan	80	Gault, Julie	75, 77	Manuma, Leneah	01-02	Stedman, Catherine	90
Baray, Amy	99	Gauthier, Kristin	88-91	Martinez, Jennifer A.	09	Stock, Chris	80
Bauer, Lauren	98-01	Gil, Christine	97-00	Martinez, Jennifer R.	92	Stone, Pam	82-84
Bautista, Lisa	86-89	Giocondo, Kathy	79-82	Martinez, Jennifer M.	04-05	Swan, Katherine	97-00
Bernstein, Lisa	83-86	Giordano, Nicole	98-01	Martinez, Michelle	93-94	Taylor, Cathy	75-76
Boodry, Krista	85-86	Gladding, Jenny	01-02	Mascarenas, Toni	98-01	Tikey, Becca	10-11
Bomberger, Heidi	96	Glasser, Candy	86	Masi, Gail	75	Tinsley, Shannon	10-11
Boutin, Trish	85-86	Gomez, Krista	93-96	McNamara, Jessica	08	Tyndall, Dottie	78
Braatz, Leah	94-95, 97-98	Gonzales, Rachel	82-84, 86	Meek, Mary	79	Vandergeest, Mackenzie	01-04
Brawley, Ashlee	11	Gonzalez, Corinna	08-09	Mesa, Chelsie	06-07	VanOver, Leslie	88
Bryan, Nicole	11	Guise, Lisa	90-93	(Miller) Pruitt, Jody	90-93	Von Liechtenstein, Allyson	02-05
Buchanan, Karissa	09-11	Haack, Matte	10-11	Miramontes, Sandy	82-84	Welchert, Janice	75
Butler, Deanna	80	Hagen, Carrie	02	Monge, Mandy	09	Wheat, Jamie	84, 86-88
Buxton, Sarah	78	Haggerty, Terry	76-79	Moran, Cindy	83	Willis, Felecity	98-99
Cardinal, Barbara	81	Halbwachs, Heidi	88-89	Mowatt, Taryne	05-08	Wilson, Betsy	04
Carson, Peggy	77	Hammer, Susan	86-87	Mullins, Lindsay	97	Winkleplek, Julie	79, 81
Cassidy, Mary	79-82	Hancock, Jayne	79-80	Nelson, Kelly	06	Wolfe, Leslie	03-06
Castillo, Tera	91	Hanson, Erika	98-01	Nelson, Robin	85	Zepeda, Valerie	92-94
Cawley, Gail	81-82	Harrell, Kay	75-76	Nix, Courtney	04-05	Zingaró, Denise	85, 87
Celey, Tammy	76-79	Harris, Landa	83-84	Nobley, Sheryl	81-82		
Chambers, Stacie	08-11	Hejduk, Tiana	96-98	Nuckolls, Debbie	80		
Champion, Autumn	03-06	Heggen, Jamie	91-93	O'Brien, Leah	93-95, 97		
Chellevoid, Amy	92-95	Hicks, Kathleen	78	Odom, Lisa	07		
Cherry, Teresa	85-88	Hirons, Denise	81	Ogg, Margret	80		
Churnock, Michelle	96-99	Hoffman, Samantha	07	Overs, Julie	85-86		
Coburn, Jaclyn	02-05	Hollingsworth, Annalyn	04	Overstreet, Glenna	81		
Collins, Lindsey	98-01	Hollowell, Alicia	03-06	Palomarez, Erin	03-04		
Colvin, Amanda	92	Holm, Vivian	87-90	Parra, Susie	91-94		
Conner, Eillen	77	Husk, Laura Jo	75-76	Peters, Gail	81-82		
Cookson, Janis	81-84	Jackson, Sherry	75-76	Pineda, Leticia	95-98		
Corrao, Barbara	81	Johnson, Jean	82-83	Pitt, Lisa	96-97		
Dalton, Jenny	93-96	Jones, Julie	89-91	Pricer, Meghann	98-99		
Davenport, Gail	76-79	Juarez, Doreen	89-90	Quintero, Samantha	04		
Day, Debby	91-92	Jung, Lovieanne	02-03	Quiroz, Rebekah	02		
Del Ponte, Brigitte	10-11	Kemp, Victoria	08-11	Ralston-Alvarez, Ashley	10		
Demeter, Teresa	98-01	Kempkes, Sheryl	83-86	Rawson, Regina	79-82		
Dennis, Nicki	89-90	King, Robin	78	Redondo, Stacy	90-93		
DeSanta Valerie	80	Kirker, Baillie	10-11	Reed, Robin	75		
Dinota, Dee	81-84	Knox, Pam	79	Reid, Nanci	75		
Dolan, Carrie	94-97	Koebensky, Karen	87-88	Reitan, Julie	95-97		
Doty, Andrea	94-96	Koria, Lini	09-11	Ribellia, Lisha	00-03		

Already one of the premier venues in college softball, Rita Hillenbrand Memorial Stadium seems to get better every year. The fans set new Hillenbrand attendance records each of the last four years, setting the national all-time record in 2011.

Arizona attracted attracting an astonishing 77,129 fans in 30 home dates. The record throttled the school's all-time record of 57,868 fans in 2010 and beat Alabama's NCAA record of 63,271 set in 2010.

In the last few years the Wildcats have made a number of changes to this Mecca of softball. In 2010, Arizona added a new padded outfield wall – the first of its kind in the stadium's 17-year history. The wall will be festooned with the accomplishments of teams and players past, and will provide some literal and figurative comfort to outfielders in pursuit of a fly ball.

Fall 2008 saw the stadium install an outfield warning track for the first time ever, along with a new weather-resistant infield surface that keeps the playing field game-ready more than three-quarters of the year.

In 2006, UA debuted a state-of-the-art videoboard and new scoreboard beyond the right field fence. In between innings, the Wildcat faithful enjoy highlights from years past and present, as well as music videos. During the game, Arizona's batters have personalized video introductions, and movie clips provide entertainment during breaks in the action.

Also in 2006, covered batting cages were erected to allow UA to work on hitting in any weather conditions. Adjacent to the batting cages, permanent bleachers were installed to expand Hillenbrand Stadium's capacity to 2,956 and offer a majestic view of Tucson's desert sunsets.

In addition to UA's recently-erected team room, an umpire's room and training room were constructed for the 2007 campaign. Ultimately, head coach Mike Candrea says that the main theme for the clubhouse is to celebrate Arizona's tradition.

"Our goal in constructing the team room is to capture the

history of Arizona softball," Candrea says. "It will allow us to remember the past and remind our student-athletes of the heritage they share."

Whether they come out to the tune of 3,541 for an exhibition pitting Team USA against Arizona, or for a Wildcats' regular-season game, the Arizona fans have proved themselves as some of the best in the country.

Early in the 2012 campaign, the historic venue's total attendance will reach 700,000 fans. Since 2000, UA has drawn at least 32,000 fans each year, a figure that has risen into the 40,000s four times, the 50,000 plateau once and in 2011, nearly 80,000 fans entered the stadium's gates.

One reason for the stadium's appeal obviously is the Cats' typical home success - victories. UA has played to a 539-57 record at home. That's 90 victories in every 100 games. In 2002, UCLA snapped a remarkable 70-game home field winning streak the Cats had built, which remains the national record.

That fan support underscores the attraction of UA softball and its home field, named in honor of the late Rita Hillenbrand, sister of the late Wildcat benefactor William G. Hillenbrand and his wife, Doby (Delores D.). The couple financed the stadium and initial landscaping project, and the Hillenbrand family has continued to contribute funds to support Arizona softball and Wildcat athletics.

The family has provided tremendous support for a number of UA athletic programs through gifts to develop and support the UA's aquatic center, the baseball stadium and Arizona's football program. Another focal point in daily Wildcat athletics is the John W. Hillenbrand Meeting Center, named in memory of Bill's late father. That facility gave the athletics department a main auditorium, a half dozen classrooms and meeting rooms, and various office spaces used for the athletics department's mentoring programs and its Commitment to Athletes' Total Success (C.A.T.S.) program.

The NCAA has found the facility to be a quality site for postseason play as well, with The University of Arizona playing host to NCAA Regionals in 16 of the stadium's 19 years of existence. Regional (FSN) and national (ESPN, CSTV) television networks have also found the Wildcats and the stadium to be attractive to their audiences for a number of broadcasts since the facility was built for the 1993 season, including over 30 nationally televised contests in the last eight years. All games attract a solid contingent of fans, area television and print reporters.

Hillenbrand Stadium and its success in helping bring Division I collegiate softball into increased national focus made it

Arizona in Hillenbrand Stadium

Seasons:	18
Overall:	539-57 (Through 2011)
Pac-10 Games:	193-42
NCAA Regionals:	54-5
Top Winning Streaks:	70 games, May 5, 2000 - April 6, 2002
	45 games, May 3, 1996 to March 6, 1998
	29 games, 1995-96
	28 games, 1993-94
	26 games, 1994-95

a national model in the early 1990s for dynamic softball programs. As on-campus college softball facilities go, it had elite status for several years until it engendered considerable copying. Today, major universities around the country are putting their teams in facilities with style and substance.

But Hillenbrand maintains one special feature, which makes it second to none — the infield, outfield and foul territories provide a top playing surface. Tucson's climate and round-the-year maintenance keep the facility in game-ready condition more than 300 days per year. Aside from the .904 home winning percentage, Arizona and visiting teams alike enjoy the facility for its playing surface. In 2004 and again in 2008, the infield was rebuilt with new clay and soil composition.

The University of Arizona softball program moved into the facility for the 1993 season and went out and proved it was equal to the trappings by winning consecutive NCAA championships and leading the nation in attendance in 1994 and 1995. UA added another back-to-back NCAA title splurge

in 1996 and 1997, a sixth title in 2001, and the most recent back-to-back championships in 2006 and 2007. The outfield wall is festooned with those and other championship banners. UA also has won 10 Pac-10 titles since moving into Hillenbrand Stadium. The Cats also led the nation in attendance for three years from 2000-2002. Arizona has led the nation in attendance four of the past six seasons.

Yearly Attendance

1993	8,808	12 dates	734 average
1994	21,057	16 dates	1,316 average**
1995	25,261	17 dates	1,486 average**
1996	20,748	15 dates	1,383 average
1997	22,294	14 dates	1,592 average
1998	28,651	20 dates	1,433 average
1999	28,189	21 dates	1,342 average
2000	34,581	26 dates	1,330 average**
2001	46,499	28 dates	1,661 average**
2002	49,140	28 dates	1,775 average**
2003	35,711	23 dates	1,553 average
2004	32,273	25 dates	1,291 average
2005	32,811	24 dates	1,367 average
2006	33,594	26 dates	1,292 average**
2007	44,487	28 dates	1,588 average**
2008	39,435	21 dates	1,877 average
2009	44,249	18 dates	2,458 average**
2010	57,868	23 dates	2,516 average**
2011	77,129*	30 dates	2,570 average

*NCAA record

**led nation in average

Top 30 Crowds in Hillenbrand

1.	3,541	3-26-04, USA National Team
2.	3,227	5-9-03, UCLA
3.	3,161	4-7-02, UCLA
4.	3,004	5-11-01, UCLA
5.	2,987	4-30-02, Arizona State
6.	2,896	5-29-10, Brigham Young (NCAA)
7.	2,895	4-18-09, California
8.	2,890	3-29-96, UCLA
9.	2,854	3-5-11, Minnesota & Idaho State (DH)
10.	2,844	4-26-08, Oregon State
11.	2,817	3-9-11, Creighton
12.	2,811	4-19-03, Arizona State
13.	2,804	4-24-09, UCLA
14.	2,801	4-19-09, California
15.	2,794	5-14-10, UCLA
16.	2,794	4-10-09, Arizona State
17.	2,789	3-12-11, Baylor
	2,789	3-13-11, Baylor
19.	2,778	4-22-11, Arizona State
20.	2,775	4-24-10, Oregon State
21.	2,773	4-5-02, Washington
22.	2,751	3-4-01, Oklahoma
23.	2,748	3-14-10, Minnesota
	2,748	4-17-10, Stanford
25.	2,746	5-7-99, UCLA
26.	2,739	5-4-02, Stanford
27.	2,738	5-20-11, Harvard (NCAA)
28.	2,737	3-17-95, UCLA
29.	2,730	4-16-11, Washington
30.	2,729	4-6-07, Arizona State

Stadium Debut: 1,272 crowd, Feb.13, 1993, vs. Texas San Antonio

Tucson, Arizona

Situated in the heart of Southern Arizona, Tucson is a city of contrast and diversity, from the desert valley of world-famous saguaro cacti to 9,000-foot alpine forests. The city is bountiful in its geographic, cultural and business assets. The population of the greater Tucson area is just under one million.

On any of the 350 days of sunshine per year, the Santa Rita Mountains can be seen some 65 miles to the south, a ridge-line near the Arizona-Mexico border. Nearby Mt. Lemmon, the southernmost ski resort in the United States, affords winter activities on the same day as a golf game or any of myriad recreational opportunities in the area.

The city lies in the Sonoran Desert, which boasts a wide range of wildlife and vegetation. Saguaro National Monument and its world-famous display of giant saguaros, highlights the unique beauty of the area. Tucson is a four-hour drive from Mexico's Gulf of California beaches, 70 miles from Mexico and within hours' drives from several major international bird-watching areas. World-class astronomy facilities on four nearby mountain ranges also attract visitors and specialists alike.

Its first Native American inhabitants and the earliest Spanish settlers to the area have left marks on Tucson. Native American, Mexican and American Southwest influences are prevalent throughout the city. The Mission of San Xavier del Bac, located on the outskirts of town, is one of the original missions built by the Spanish missionaries. Continuously settled for more than 12,000 years – the oldest such settlement in the United States -- Tucson has grown from a small Native American village into one of the Southwestern growth cities of the 21st century. It is one of the premier astronomy and optics centers in the world, an important health services center and home to a renowned research institution in the University of Arizona. Phoenix is a two-hour drive to the north and is home to NBA, NFL, NHL and Major League Baseball franchises.

University of Arizona

Born on 40 acres of land donated by two roughnecks and funded by a \$25,000 consolation prize in Tucson's competition for the Territorial capital, the University of Arizona rose from the desert floor of the true old West. Nobody wanted it, and fewer believed it would last. Fortunately, they were wrong, and the bet laid down by saloon-keeper E.B. Gifford, and gamblers Ben C. Parker and W.S. Read on Nov. 27, 1886, has paid off into one of the finest research institutions in the world.

When the first 32 students arrived at the only building on campus in 1891, they began a tradition that has now entered its third century.

That building, Old Main, remains as witness to the University's growth from outpost into a 450-acre Research I institution with nearly 200 buildings, more than 38,000 students, and a faculty and staff of 12,000.

Arizona's first university is the largest employer in Pima County and the fourth-largest in Arizona with a payroll of half a billion dollars. The UA offers more than 325 degree fields in a dozen different colleges and another similar group of specialized schools.

Today, the University of Arizona is one of the top 20 research universities in the nation and has played a part in groundbreaking projects ranging from the exploration of Mars to the development of new cancer treatments and pioneering breakthroughs in heart transplantation. UA's observational, theoretical and space astronomy programs have been ranked atop others in the country by the National Science Foundation (NSF) and recent other rankings placed 17 of the school's graduate programs among the top 20 in the nation. In addition, the Nobel Prize, three Pulitzer Prizes and the National Medal of Science have been bestowed upon Arizona educators.

Not to be forgotten, the University's undergraduate programs continue to flourish. The NSF considers Arizona to be one of the 10 universities that best integrates teaching and research for undergraduates. The NASA-funded space grant program pays undergraduates to work in laboratories alongside faculty, and the Undergraduate Biology Research Program includes 43 departments, involves 200 faculty sponsors and funds more than 100 undergraduate researchers each summer. The Eller College of Management and the McGuire Center for Entrepreneurship are rated in the global top 10 by Finance Times. The University was named in an Elite 50 list of institutions for academically-minded athletes last year.

UA's top-notch programs develop top-name graduates who have continued on to success in their respective fields. The UA boasts a laundry list of graduates who have significantly impacted society. From the late U.S. Congressman Morris K. Udall to Joan Ganz Cooney, founder of the Children's Television Workshop, to Emmy Award winning actor/comedian Garry Shandling, UA graduates have made their mark on the world. Other notable ex-Wildcats include film and television producer Jerry Bruckheimer, singer Linda Ronstadt, baseball manager Terry Francona, baseball owner Arte Moreno, the late astronaut Richard Scobee, television fitness personality Denise Austin, noted horse trainers Bob Baffert and Todd Pletcher, brewery CE) August Busch III, former Boston Globe publisher Richard Gilman, and noted national sports broadcasters Steve Kerr, Dan Hicks, Tom Tolbert, Tedy Bruschi and Sean Elliott.

The UA plays host to the world, with students representing all 50 states and 130 countries. A large portion of the student body consists of minority students and the campus is located in one of the most diverse locations in the country, with the influence of Native American and Hispanic cultures evident throughout the Tucson community. The University of Arizona is in its third century of service with a continued commitment to providing support to its undergraduate population, while its world-renown research enterprises keep it on the cutting edge in the expanding global economy.

This commitment to excellence ensures that the University of Arizona will continue to grow from its auspicious beginnings as a single-building outpost in the desert into a world-class center for knowledge and research well into the next century.

University President Eugene Sander - First Year

In mid June, UA President Robert Shelton was named executive director of the Fiesta Bowl, ending his tenure as UA's top executive after a five-year run.

The Arizona Board of Regents appointed Eugene G. Sander, retiring vice provost and dean of the College of Agriculture and Life Sciences to serve as interim president while the board conducts a search for the 20th president of the University of Arizona.

Shelton served as UA President beginning in July 2006 until his departure. His leadership and active relationship with the program were keys to the success of the athletics department. He recruited and hired Greg Byrne as athletics director in March 2010.

Sander, scheduled to retire July 1, served as vice president and provost of the UA from July 2007 through April 2008 during the search for a permanent provost and also served as vice president for outreach from 2006 to 2009.

He holds degrees from the University of Minnesota (B.S.), and Cornell University (M.S., Ph.D), and has completed post-doctoral study at Brandeis University.

Prior to his move to Arizona, Sander served as the deputy chancellor for biotechnology development, director of the Institute of Biosciences and Technology, and head of the department of biochemistry and biophysics at the Texas A@M University system. He was chairman of the department of biochemistry at West Virginia University Medical Center and associate chairman of the department of biochemistry and molecular biology at the University of Florida College of Medicine. He was an officer in the U.S. Air Force and assistant chief of the biospecialties section at the Aerospace Medical Research Laboratory.

UA Director of Athletics Greg Byrne - Second Year

Greg Byrne became the University of Arizona's 11th director of athletics on March 22, 2010, appointed by then UA President Robert Shelton.

Byrne was named by the Sports Business Journal to its 2011 class of "Forty Under 40" top sports management leaders in March 2011.

Byrne, 40, was athletics director at Mississippi State for two years prior to his appointment in Tucson and has 16 years of athlet-

ics administration experience at Arizona, MSU, Oregon State, Oregon, Kentucky and with the Fiesta Bowl. A native of Idaho, he grew up in Eugene, Ore., where his father, Bill, was AD at the University of Oregon from 1983 to 1992. Bill is current director of athletics at Texas A&M.

Byrne's initial stewardship of the UA program has been marked by energetic outreach to signal a new direction for UA as it continues its second century of athletics competition. His communication skills have been demonstrated in a short time, with increased regional and national focus on Arizona's program. Further, his development skills have been showcased in the growth of the Wildcat Movement -- his vision for an all-embracing proliferation of support from grass-roots to leadership giving.

His Arizona tenure has included steady APR improvement, a strong record of citizenship by student-athletes, increased competitive record (UA's highest Director's Cup finish in five years), two consecutive State Farm Territorial Cup Series titles in the program's competition against ASU and marked improvement in the department's relationships with its varied constituents.

One of his initial moves at UA was the hiring of Laura Ianello as head women's golf coach, shortly after she earned Pac-10 Coach of the Year honors in an acting role. Last April he made a second major hire, appointing Eric Hansen, Big Ten Conference Coach of the Year, to replace departing hall of famer Frank Busch at the head of UA's noted swimming and diving programs.

At Mississippi State, Byrne hired head football coach Dan Mullen, volleyball coach Jenny Hazelwood and baseball coach John Cohen, a recent Southeastern Conference Coach of the Year.

Byrne ascended to the Mississippi State director's role after serving as associate athletics director for external affairs in Starkville for two years. He was actively involved in helping raise more than \$120 million in gifts for intercollegiate athletics during that span.

He began his athletics career with the Fiesta Bowl from 1993 to 1995, and then moved to the University of Oregon in 1995 where he was regional director of development in the athletics department. From 1998 to 2002 Byrne was Oregon State University's associate AD for development, helping overhaul its annual giving program. From 2002 to 2005 Byrne was at the University of Kentucky as associate AD for development and fundraising, overseeing efforts that doubled annual gifts and leading a major facility campaign.

Byrne then moved to Mississippi State, first as associate AD and then, at the age of 36, he became the youngest person to lead an athletic program at the NCAA Division I-A level. Multi-million dollar projects at Humphrey Coliseum and Davis Wade Stadium were initiated under Byrne's watch, along with groundwork for further facilities upgrades planned for track and golf.

Byrne earned a bachelor's degree from Arizona State University in 1994 and a master's degree from Mississippi State in 2009. He and his wife, Regina, have two teenage sons, Nick and Davis.

He was born in Pocatello, Idaho, on Nov. 29, 1971. (email:uofaad@arizona.edu; twitter.com/Greg_Byrne; facebook.com/GregByrneAD)

Arizona Softball

Date	Opponent	Time	Location
2/9	McNeese State	4:30 p.m.	Tempe, Ariz. !
2/10	Georgia Tech	2:00 p.m.	Tempe, Ariz. !
2/10	Nebraska	4:30 p.m.	Tempe, Ariz. !
2/11	Syracuse	1:30 p.m.	Tempe, Ariz. !
2/11	Texas A&M	4:00 p.m.	Tempe, Ariz. !
2/12	Cal State Northridge	11:00 a.m.	Tempe, Ariz. !
2/17	Alabama Birmingham	4:00 p.m.	Hillenbrand #
2/17	North Dakota	6:00 p.m.	Hillenbrand #
2/18	Western Kentucky	4:00 p.m.	Hillenbrand #
2/18	Southern Utah	6:00 p.m.	Hillenbrand #
2/19	Southern Utah	1:00 p.m.	Hillenbrand #
2/23	Fresno State	1:00 p.m.	Palm Springs, Calif. \$
2/23	Georgia	3:30 p.m.	Palm Springs, Calif. \$
2/24	Oklahoma State	8:00 p.m.	Palm Springs, Calif. \$
2/25	Fordham	5:30 p.m.	Palm Springs, Calif. \$
2/25	Syracuse	8:00 p.m.	Palm Springs, Calif. \$
2/26	Long Beach State	3:00 p.m.	Palm Springs, Calif. \$
3/2	College of Charleston	7:00 p.m.	Hillenbrand
3/3	College of Charleston	7:00 p.m.	Hillenbrand
3/4	College of Charleston	1:00 p.m.	Hillenbrand
3/9	@Baylor	6:30 p.m.	Waco, Tex.
3/10	@Baylor	1:00 p.m.	Waco, Tex.
3/11	@Baylor	12:00 p.m.	Waco, Tex.
3/16	UC Davis	3:30 p.m.	Fullerton, Calif. ^
3/16	Cal State Fullerton	7:30 p.m.	Fullerton, Calif. ^
3/17	Brigham Young	1:00 p.m.	Fullerton, Calif. ^
3/17	Louisiana Lafayette	3:30 p.m.	Fullerton, Calif. ^
3/18	DePaul	9:00 a.m.	Fullerton, Calif. ^
3/21	New Mexico State	4:00 p.m.	Hillenbrand
3/21	New Mexico State	6:00 p.m.	Hillenbrand
3/23	@Arizona State	7:00 p.m.	Tempe, Ariz. *
3/24	@Arizona State	7:00 p.m.	Tempe, Ariz. *
3/25	@Arizona State	12:00 p.m.	Tempe, Ariz. *
3/27	San Diego State	7:00 p.m.	Hillenbrand
3/28	San Diego State	3:00 p.m.	Hillenbrand
3/30	Stanford	7:00 p.m.	Hillenbrand *
3/31	Stanford	7:00 p.m.	Hillenbrand *
4/1	Stanford	12:00 p.m.	Hillenbrand *
4/5	@Washington	6:00 p.m.	Seattle, Wash. *
4/6	@Washington	6:00 p.m.	Seattle, Wash. *
4/7	@Washington	12:00 p.m.	Seattle, Wash. *
4/10	Utah	5:00 p.m.	Hillenbrand *
4/10	Utah	7:00 p.m.	Hillenbrand *
4/11	Utah	11:00 a.m.	Hillenbrand *
4/13	@California	3:00 p.m.	Berkeley, Calif. *
4/14	@California	1:00 p.m.	Berkeley, Calif. *
4/15	@California	12:00 p.m.	Berkeley, Calif. *
4/27	Oregon	7:00 p.m.	Hillenbrand *
4/28	Oregon	7:00 p.m.	Hillenbrand *
4/29	Oregon	12:00 p.m.	Hillenbrand *
5/4	@UCLA	7:00 p.m.	Westwood, Calif. *
5/5	@UCLA	6:00 p.m.	Westwood, Calif. *
5/6	@UCLA	12:00 p.m.	Westwood, Calif. *
5/10	Oregon State	7:00 p.m.	Hillenbrand *
5/11	Oregon State	7:00 p.m.	Hillenbrand *
5/12	Oregon State	12:00 p.m.	Hillenbrand *
5/18-5/20	NCAA Regional		TBA
5/25-2/27	NCAA Super Regional		TBA
5/31-6/6	Women's College World Series		Oklahoma City, Okla.

All times local to site; Times/dates subject to change

! - Kajikawa Classic; # - Hillenbrand Invitational; \$ - Cathedral City Classic; % - Wildcat Invitational; ^ - Judi Garman Classic; * - Pac-12 game