

*MICHELLE JOHNSON ('81)*



# HISTORY

# ALL-TIME RESULTS

## CONFERENCE AFFILIATIONS

1976-77 Independent  
 1977-78 Rocky Mountain A.I.A.W. (Northern)  
 1978-82 Intermountain Athletic Conference

### NCAA Division II

1982-90 Continental Divide Conference  
 1990-96 Colorado Athletic Conference

### NCAA Division I

1996-97 Western Athletic Conference (Pacific)  
 1997-99 Western Athletic Conference (Mountain)  
 1999-pres. Mountain West Conference

### 1976-77

#### 3-5 Overall

H: 3-2 • A: 0-3

Head Coach: Capt. Dave Schichtle

12/11	SANTA FE	L	41-44
12/15	at Colorado College	L	52-55
1/22	METRO STATE	L	38-44
2/1	COLORADO MINES	W	80-45
2/10	NEW MEXICO HIGHLANDS	W	84-49
2/12	at Metro State	L	47-57
2/18	COLORADO COLLEGE	W	53-50
3/1	at Denver	L	50-60

### 1977-78

#### 20-2 Overall • 10-0 IIAIW

H: 10-0 • A: 8-1 • N: 2-1

Head Coach: Capt. Dave Schichtle

12/12	REGIS	W	110-22
1/7	FORT LEWIS	W	83-32
1/13	COLORADO COLLEGE*	W	70-62
1/21	at New Mexico Highlands	W	87-39
1/26	at Denver*	W	59-56
1/27	COLORADO MINES*	W	76-49
1/28	at Colorado	L	57-78
1/31	at Metro State*	W	74-44
2/3	COLORADO WOMEN'S*	W	80-43
2/4	PANHANDLE STATE	W	69-43
2/6	at Southern Colorado	W	63-44
2/7	at Colorado College*	W	62-54
2/10	at Regis	W	76-39
2/11	NEW MEXICO HIGHLANDS	W	71-30
2/17	DENVER*	W	80-64
2/21	at Colorado Mines*	W	58-42
2/24	METRO STATE*	W	79-36
2/25	SOUTHERN COLORADO*	W	69-46
2/28	at Colorado Women's*	W	83-63
3/9	vs. Southern Colorado**	W	65-43
3/10	vs. Colorado College**	W	60-59
3/11	vs. Eastern New Mexico**	L	56-57

\* - IIAIW game

\*\* - IIAIW Regional Tournament

### 1978-79

#### 19-5 Overall • 10-2 IAC

H: 9-1 • A: 5-2 • N: 5-2

Head Coach: Capt. Dave Schichtle

12/1	REGIS	W	94-44
1/6	JAMES MADISON	W	52-50
1/9	COLORADO WOMEN'S*	W	101-53
1/12	DENVER*	W (OT)	93-91
1/16	METRO STATE*	W	73-51
1/18	vs. Oberlin	W	92-26
1/19	vs. Grinnell	W	100-30
1/20	at Chicago	W	66-45
1/23	COLORADO COLLEGE*	W	68-43
1/26	SANTA FE*	W	97-35
1/27	EASTERN NEW MEXICO*	W	79-50
2/2	DENVER*	W	62-52
2/3	COLORADO	L	69-90
2/9	at Metro State*	W	69-54
2/15	at Santa Fe*	W	90-20
2/16	at Eastern New Mexico*	L	60-62
2/17	at Panhandle State	W	74-56
2/23	at Colorado College*	L	57-75
3/2	at Colorado Women's *	W	100-35
3/9	vs. Western State +	W	69-49
3/10	vs. Colorado College +	W	51-42
3/20	vs. Dayton + +	L	71-82
3/21	vs. North Dakota State + +	W	61-56
3/21	vs. Tougaloo + +	L	61-66

\* - IAC game

+ - Region 7 Championship

+ + - AIAW Nationals

### 1979-80

#### 17-10 Overall • 8-4 IAC

H: 8-3 • A: 7-5 • N: 2-2

Head Coach: Capt. Chuck Holt

11/13	at Colorado State	W (OT)	94-83
11/27	WYOMING	L	56-63
11/30	at Western State	W	72-67
12/4	at Regis	W	83-59
12/7	at Southern Colorado	W	64-51
12/10	COLORADO STATE	W	84-79
12/13	SOUTHERN COLORADO	W	87-51
1/3	vs. Kansas State	L	52-92
1/4	at Wichita State	L	72-86
1/5	vs. Nebraska-Omaha	L	77-92
1/8	NORTHERN COLORADO*	W	71-64
1/17	at Metro State*	W	78-54
1/19	EASTERN NEW MEXICO*	W	68-52
1/22	DENVER*	W	68-58
1/26	PANHANDLE STATE	W	72-54
1/29	at Colorado Women's *	W	62-58
2/1	at Wyoming	L	64-69
2/5	at Colorado College*	L	69-74
2/7	COLORADO WOMEN'S	W	76-51
2/9	METRO STATE*	W	85-54
2/15	at Eastern New Mexico*	W	65-59
2/19	at Denver*	L	57-81
2/22	COLORADO COLLEGE*	L	58-65
2/29	at Northern Colorado*	L	61-62
3/7	vs. Denver + +	W	62-52
3/8	vs. Colorado College + +	W	66-57
3/12	LANGSTON**	L	58-59

\* - IAC games

+ + - Region 7 Playoffs

\*\* - AIAW National Championship

### 1980-81

#### 17-11 Overall • 7-5 IAC

H: 10-4 • A: 5-4 • N: 2-3

Head Coach: Capt. Chuck Holt

11/18	COLORADO STATE	L	71-82
11/21	at Fort Lewis	W	69-57
12/2	BIOLA	L	56-75
12/5	vs. Cal Poly	L	64-77
12/6	vs. Cal State Northridge	L	53-55
12/7	vs. Nevada	W	64-62
12/11	WINNIPEG	W	60-58
1/5	COLORADO MINES	W	86-66
1/8	CHADRON STATE	W	84-52
1/9	ALASKA-FAIRBANKS	W	73-46
1/10	NEBRASKA-OMAHA	W	68-60
1/13	at Regis	W	66-47
1/17	at Eastern New Mexico*	W	67-59
1/20	at Northern Colorado*	W	61-57
1/22	METRO STATE*	W	82-45
1/24	COLORADO COLLEGE*	L	55-56
1/27	at Denver*	L	61-64
1/31	at Wyoming	L	70-77
2/3	COLORADO WOMEN'S*	L	74-79
2/6	EASTERN NEW MEXICO*	W	79-50
2/10	at Metro State*	W	84-55
2/13	MESA	W	102-60
2/17	NORTHERN COLORADO*	W	82-69
2/20	at Colorado Women's*	L	62-78
2/25	DENVER*	W	89-67
3/4	at Colorado College*	L	57-68
3/10	vs. Colorado Women's**	W	76-71
3/14	vs. Colorado College**	L	60-62

\* - IAC game

\*\* - Regional Playoffs

### 1981-82

#### 17-10 Overall • 7-3 IAC

H: 11-2 • A: 4-6 • N: 2-2

Head Coach: Capt. Danny Fowler

11/27	FORT LEWIS	W	59-43
11/28	MESA	W	84-42
11/30	HASTINGS	W	88-62
12/3	vs. UC Santa Barbara	L	57-65
12/4	vs. Pacific Lutheran	W	75-69
12/5	vs. Nevada	W	68-50
12/8	at Colorado State	L	69-82
1/5	REGIS	W	56-48
1/7	WESTERN STATE	W	67-54
1/9	WILLIAM WOOD	W	64-49
1/12	at Colorado Women's*	L (OT)	59-61
1/16	SOUTHERN COLORADO	L	59-63
1/19	METRO STATE*	W	82-58
1/23	COLORADO COLLEGE*	W	78-74
1/26	at Northern Colorado*	L	54-62
1/29	at Panhandle State	W	82-60
1/30	at Phillips	L	75-77
2/2	at Denver*	W (OT)	82-80
2/6	at Mesa	W	82-65
2/9	NORTHERN COLORADO*	W	77-65
2/13	COLORADOWOMEN'S*	W	78-54
2/16	at Metro State*	W	74-56
2/19	at Colorado College*	L	52-54
2/20	at Wyoming	L	60-81
2/23	COLORADO STATE	L	60-75
3/2	DENVER*	W	68-55
3/11	vs. Northern Colorado**	L	70-72

\* - IAC game

\*\* - District Seven Regional Playoffs

## 1982-83

18-6 Overall • 4-2 CDC

H: 10-1 • A: 7-5 • N: 1-0

Head Coach: Maj. Danny Fowler

11/12	at Chapman	W	59-57
11/26	ST. MARY'S (Kan.)	W	57-52
11/27	PHILLIPS	W	70-61
12/1	at Southern Colorado	W	65-37
12/8	at Mesa State	W	60-54
12/10	vs. Northwest Oklahoma	W	84-69
12/11	at St. Mary's (Kan.)	W	68-63
12/13	EASTERN MONTANA	W	83-69
1/8	FORT HAYS STATE	W	73-58
1/13	TRINITY	W	92-41
1/18	NORTHERN COLORADO	W	67-62
1/22	at Denver*	L (OT)	59-61
1/25	at Regis	W	63-58
1/28	at Central State	L	53-55
1/29	at Wright State	L	59-73
2/1	at Metro State	W	81-44
2/3	COLORADO STATE	W	73-71
2/5	at Colorado College*	L	67-74
2/11	at Northern Colorado*	W	83-76
2/18	DENVER*	W	80-73
2/22	at Colorado State	L	74-95
2/26	METRO STATE	W	87-45
2/28	COLORADO COLLEGE*	W	62-60
3/4	NORTHERN COLORADO**	L	57-66

\* - CDC game

\*\* - CDC Playoffs

## 1983-84

13-13 Overall • 4-2 CDC

H: 5-4 • A: 7-6 • N: 1-3

Head Coach: Marti Gasser

11/17	at Cal State Hayward	W	62-44
11/18	vs. Nevada	L	60-86
11/19	vs. Alaska-Anchorage	L	62-100
11/25	ADAMS STATE	W	71-62
11/26	ABILENE CHRISTIAN	L	51-58
12/3	at Wyoming	L	55-66
12/6	REGIS	L (OT)	55-56
12/9	at Metro State	W	72-46
1/4	SOUTH DAKOTA STATE	L	65-73
1/6	CHADRON STATE	W	62-48
1/7	at Alaska-Fairbanks	L	66-60
1/10	SW TEXAS STATE	W	85-72
1/13	at Mesa	L	66-77
1/17	at Colorado College*	W	64-61
1/24	at Colorado Mines	W	63-50
1/27	at Denver*	L	68-82
1/31	at Northern Colorado*	W	78-67
2/4	at Chadron State	L	59-61
2/6	at Regis	L	54-61
2/7	EASTERN NEW MEXICO	L	75-89
2/10	at Metro State	W	76-56
2/14	at Denver*	W	64-61
2/17	COLORADO COLLEGE*	W (OT)	81-83
2/22	NORTHERN COLORADO*	W	90-80
3/3	vs. Colorado College+	W	65-64
3/4	vs. Denver+	L	65-69

\* - CDC game

+ - CDC Playoffs

## 1984-85

21-7 Overall • 11-3 CDC

H: 11-3 • A: 6-3 • N: 4-1

Head Coach: Marti Gasser

11/20	WESTERN STATE	W	73-58
11/23	vs. Brooklyn	W	Forf.
11/24	vs. Colgate	W	78-55
11/27	at Southern Colorado	W	86-34
12/8	MESA	W	86-57
12/11	ADAMS STATE	L	63-72
1/2	vs. Army	W	65-52
1/4	vs. Florida International	W	85-72
1/5	vs. Wisconsin-Green Bay	L	78-87
1/8	ALASKA-FAIRBANKS*	W	70-65
1/9	ALASKA-FAIRBANKS*	W	74-72
1/11	ALASKA-ANCHORAGE*	W	68-56
1/12	ALASKA-ANCHORAGE*	W (2OT)	75-70
1/19	at Colorado State	L	47-71
1/23	at Colorado College	W	72-44
1/25	at Regis*	W	72-59
1/29	at Northern Colorado*	L	72-75
2/1	at Denver*	W	77-64
2/6	REGIS*	W	60-53
2/8	at Metro State*	W	81-39
2/9	METRO STATE*	W	89-46
2/12	DENVER*	L	62-73
2/15	COLORADO MINES	W	79-44
2/20	COLORADO COLLEGE	W	68-58
2/22	at Eastern Montana*	W	79-72
2/23	at Eastern Montana*	L	63-70
2/26	NORTHERN COLORADO*	W	70-63
3/9	ABILENE CHRISTIAN %	L	61-82

\* - CDC game

% - NCAA Division II Playoffs

## 1985-86

20-7 Overall • 9-5 CDC

H: 9-2 • A: 10-4 • N: 1-1

Head Coach: Marti Gasser

11/22	at Western State	W	77-61
11/23	at Mesa	W	80-61
11/26	WYOMING	W	89-78
11/28	vs. North Dakota	W	66-58
11/29	vs. US International	L	76-106
11/30	at Chapman	L	71-93
12/4	COLORADO STATE	W	71-68
12/6	at Adams State	W (OT)	93-88
12/10	at Colorado College	W	87-57
12/12	FORT LEWIS	W	77-71
1/3	at Alaska-Anchorage*	L	62-66
1/4	at Alaska-Anchorage*	L	66-90
1/6	at Alaska-Fairbanks*	W	80-78
1/7	at Alaska-Fairbanks*	W	72-48
1/14	SOUTHERN COLORADO	W	61-44
1/17	NORTHERN COLORADO*	W	75-52
1/21	REGIS*	W	67-59
1/24	METRO STATE*	W	81-61
1/28	at Denver*	W (OT)	81-75
1/31	at Colorado Mines	W	88-61
2/4	DENVER*	L	81-82
2/7	at Regis*	W	73-68
2/11	at Metro State*	W	77-54
2/13	COLORADO COLLEGE	W	72-39
2/21	EASTERN MONTANA*	W	79-73
2/22	EASTERN MONTANA*	L	63-80
2/25	at Northern Colorado*	L	55-83

\* - CDC game



The first Air Force women's basketball team

Front Row (l-r): Bonnie Houchen, Mary Lademan, Diane Moyer, Karen Wilhelm, Kathy Johnson, Terry Armbruster. Back Row: Capt. Dave Schictle, Jane Ballard, Mary Daley, Beverly Plosa, Betsy Joviak, Mary Jo Wier, Pat Ryan, Marge Glazier, manager Diane Chapdelaine.

# ALL-TIME RESULTS

## 1986-87

14-12 Overall • 10-4 CDC

H: 11-2 • A: 3-7 • N: 0-3

Head Coach: Marti Gasser

11/21	WESTERN STATE	W	87-47
11/22	MESA	W	91-53
11/25	at Southern Colorado	L	54-63
11/28	vs. Angelo State	L	65-76
11/29	at Abilene Christian	L	69-86
12/2	at Colorado State	L	59-76
12/6	at Wyoming	L	60-80
12/9	ADAMS STATE	W	97-81
1/1	vs. West Texas State	L	72-94
1/2	vs. Northern Michigan	L	68-90
1/7	NORTHERN COLORADO*	W	71-67
1/10	at Regis*	W	75-61
1/13	at Metro State*	W	74-73
1/16	ALASKA-FAIRBANKS*	L	74-83
1/17	ALASKA-FAIRBANKS*	W	69-66
1/23	at Eastern Montana*	L	72-85
1/24	at Eastern Montana*	L	65-89
1/27	DENVER*	W	85-64
1/31	COLORADO STATE	L	73-76
2/3	at Northern Colorado*	W	84-76
2/10	REGIS*	W	86-71
2/13	ALASKA-ANCHORAGE*	W	81-78
2/14	ALASKA-ANCHORAGE*	W	65-63
2/17	METRO STATE*	W	77-69
2/19	COLORADO COLLEGE	W	72-63
2/25	at Denver*	L	61-78

\* - CDC game

## 1987-88

18-9 Overall • 8-6 CDC

H: 11-4 • A: 6-5 • N: 1-0

Head Coach: Marti Gasser

11/20	WESTERN STATE	W	79-68
11/21	MESA	W	93-79
11/27	at Sonoma State	W	75-54
11/28	vs. UC Davis	W	82-78
12/1	COLORADO MINES	W	119-40
12/4	at Adams State	W	84-76
12/8	WYOMING	L	77-82
12/31	ST. MARY'S (Kan.)	W	89-58
1/2	ANGELO STATE	L	62-75
1/5	DENVER*	W	68-66
1/8	IOWA STATE	L	78-92
1/11	MORNINGSIDE	W	74-66
1/15	at Alaska-Anchorage*	L	67-79
1/16	at Alaska-Anchorage*	L	74-91
1/18	at Alaska-Fairbanks*	L	66-78
1/19	at Alaska-Fairbanks*	W	80-79
1/23	at Northern Colorado*	L	68-70
1/26	METRO STATE*	W	86-64
1/29	REGIS*	W	87-76
2/2	at Denver*	L	56-62
2/5	at Colorado College	W	94-51
2/9	at Regis*	W	87-76
2/12	at Metro State*	W	79-67
2/19	EASTERN MONTANA*	L	87-93
2/20	EASTERN MONTANA*	W	69-68
2/23	NORTHERN COLORADO*	W	91-82
2/26	TEXAS CHRISTIAN	W	73-72

\* - CDC game

## 1988-89

14-13 Overall • 7-7 CDC

H: 9-4 • A: 4-8 • N: 1-1

Head Coach: Marti Gasser

11/18	MESA	W	79-58
11/19	WESTERN STATE	W	89-46
11/22	at Colorado Mines	W	84-43
11/25	vs. Norfolk State	W	89-65
11/26	at Cal State L.A.	L	78-90
11/29	ADAMS STATE	W	88-82
12/2	SOUTH DAKOTA	L	77-85
12/7	WASHBURN	L	67-68
12/17	INCARNATE WORD	W	130-71
12/30	vs. Minnesota-Duluth	L	68-87
12/31	at North Dakota State	L	73-75
1/6	at Metro State*	W	85-65
1/9	ALASKA-ANCHORAGE*	W	75-74
1/14	DENVER*	W	78-68
1/17	NORTHERN COLORADO*	L	73-76
1/20	at Regis*	L	80-90
1/27	at Eastern Montana*	W	59-47
1/28	at Eastern Montana*	L	61-64
1/31	COLORADO COLLEGE	W	71-67
2/4	ALASKA-FAIRBANKS*	L	61-62
2/7	at Northern Colorado*	L	70-72
2/11	REGIS*	W	80-62
2/14	at Denver*	W	88-86
2/17	at Alaska-Anchorage*	L	66-120
2/18	at Alaska-Fairbanks*	L	76-88
2/23	at Wyoming	L	58-73
2/28	METRO STATE*	W	101-72

\* - CDC game

## 1989-90

20-8 Overall • 8-4 CDC


H: 12-4 • A: 7-2 • N: 1-2

Head Coach: Marti Gasser

11/17	MESA STATE	W	83-70
11/18	WESTERN STATE	W	101-72
11/21	EASTERN NEW MEXICO	L	74-77
11/24	vs. Pepperdine	L	61-74
11/25	vs. Cal State Hayward	W	70-69
12/1	at Adams State	W	80-60
12/5	COLORADO MINES	W	90-56
12/9	NORTHERN COLORADO	L	69-74
12/12	at Colorado College	W	78-61
12/28	at East Texas State	W	79-69
12/29	at Texas Woman's	W	70-61
1/3	HASTINGS	W	83-65
1/6	ALASKA-FAIRBANKS*	W	78-64
1/9	DENVER*	W	72-61
1/12	at Grand Canyon	W	101-75
1/13	at Grand Canyon	W	91-60
1/26	REGIS*	L	77-84
1/30	DENVER*	L	69-78
2/2	EASTERN MONTANA*	W	76-67
2/3	EASTERN MONTANA*	W	76-61
2/10	ALASKA-ANCHORAGE*	W	87-79
2/13	METRO STATE*	W	81-59
2/16	N. M. HIGHLANDS	W	81-76
2/21	REGIS*	W	87-71
2/23	at Metro State*	W	70-69
2/26	at Alaska-Fairbanks*	L	62-83
2/27	at Alaska-Anchorage*	L	75-101
3/9	vs. Cal Poly Pomona#	L	63-89

\* - CDC game

# - NCAA Division II Playoffs



## 1990-91

**23-5 Overall • 11-1 CAC**

**H: 12-1 • A: 10-3 • N: 1-1**

**Head Coach: Marti Gasser**

11/16	WESTERN STATE	W	84-45
11/17	MESA STATE	L	74-82
11/20	at Colorado Mines	W	76-60
11/23	at UC Davis	L	58-68
11/24	vs. Nebraska-Omaha	W	62-60
11/27	COLORADO STATE	W	75-66
11/30	at Missouri Western	W	67-52
12/1	at Washburn	L	59-66
12/5	EASTERN NEW MEXICO	W	75-53
12/8	at Northern Colorado	W	73-67
12/10	N.M. HIGHLANDS	W	75-53
12/29	at Florida Southern	W	88-63
1/2	at Florida Tech	W	78-72
1/3	vs. Army	L	58-76
1/9	at Colorado Christian*	W	87-82
1/12	DENVER*	W	79-62
1/16	at Metro State*	W	78-58
1/19	REGIS*	W	82-69
1/23	at UCCS*	W	46-39
1/26	COLORADO COLLEGE	W	83-67
1/30	SOUTHERN COLORADO*	W	78-62
2/6	COLORADO CHRISTIAN*	W	92-46
2/9	at Denver*	L	81-84
2/13	METRO STATE*	W	76-70
2/16	at Regis*	W	77-57
2/20	UCCS*	W	71-61
2/22	WESTERN NEW MEXICO	W	77-69
2/27	at Southern Colorado*	W	74-65

\* - CAC game

## 1991-92

**21-7 Overall • 10-4 CAC**

**H: 13-2 • A: 6-4 • N: 2-1**

**Head Coach: Marti Gasser**

11/22	at Colorado College	W	111-37
11/27	VIRGINIA TECH	L	70-75
11/29	vs. Nebraska-Omaha	L	63-81
11/30	vs. Northwest Missouri State	W	61-47
12/4	MESA STATE	W	89-81
12/6	ADAMS STATE	W	86-44
12/7	WESTERN STATE	W	93-70
12/10	NORTHERN COLORADO	W	78-73
12/29	at Sonoma State	W	81-68
12/30	vs. San Francisco State	W	78-33
1/2	NEW MEXICO	W	61-41
1/4	at Colorado State	L	68-71
1/8	COLORADO MINES	W	96-60
1/11	at Fort Lewis*	W	66-45
1/15	SOUTHERN COLORADO*	W	84-69
1/18	UCCS*	W	74-54
1/22	at Regis*	L	75-76
1/25	at Metro State*	L	64-85
1/29	DENVER*	L	72-75
2/1	COLORADO CHRISTIAN*	W	100-63
2/8	FORT LEWIS*	W	77-48
2/12	at Southern Colorado*	W	60-55
2/15	at UCCS*	W	55-42
2/19	REGIS*	W	78-68
2/22	METRO STATE*	W	67-64
2/26	at Denver*	L	66-71
2/29	SEATTLE-PACIFIC	W	66-56
3/4	at Colorado Christian*	W	85-74

\* CAC game

## 1992-93

**14-13 Overall • 7-7 CAC**

**H: 8-5 • A: 5-7 • N: 1-1**

**Head Coach: Marti Gasser**

11/21	at Northern Colorado	W	64-56
11/24	COLORADO MINES	W	87-42
11/27	vs. Cal State Stanislaus	L	68-72
11/28	at Cal State Hayward	W	52-36
12/3	ADAMS STATE	L	63-78
12/5	at New Mexico	L	61-76
12/9	EASTERN NEW MEXICO	L	72-77
12/30	at Rollins	W	81-69
1/2	at Florida Tech	L	60-102
1/3	vs. Bryant	L	64-74
1/6	WESTERN STATE	W	89-47
1/9	DENVER*	L	60-72
1/13	METRO STATE*	L	50-58
1/16	at Colorado Christian*	W	69-56
1/20	UCCS*	L	58-66
1/23	at Regis*	L	47-64
1/27	at Southern Colorado*	W	81-65
1/30	FORT LEWIS*	W	79-66
2/3	COLORADO COLLEGE	W	80-37
2/6	at Denver*	L	69-75
2/10	at Metro State*	L	43-71
2/13	COLORADO CHRISTIAN*	W	59-51
2/17	at UCCS*	L	64-90
2/20	REGIS*	W	63-60
2/24	SOUTHERN COLORADO*	W	71-61
2/27	at Fort Lewis*	W	63-58
3/6	WEST TEXAS STATE	W	73-50

\* - CAC game

## 1993-94

**18-9 Overall • 10-4 CAC**

**H: 8-2 • A: 8-5 • N: 2-2**

**Head Coach: Marti Gasser**

11/20	at Adams State	L	82-94
11/23	at Colorado Mines	W	75-48
11/26	vs. Missouri-Rolla	L	61-78
11/27	at Texas Woman's	W	89-45
12/1	NORTHERN COLORADO	L	53-57
12/3	vs. Sonoma State	W	75-41
12/4	at UC Davis	L	61-81
12/11	WESTERN STATE	W	72-54
12/30	at Keene State	W	83-82
1/2	vs. Slippery Rock	W	82-71
1/3	at Florida Tech	W	Forf.
1/8	at Fort Lewis	W	75-68
1/12	METRO STATE*	W	84-82
1/15	COLORADO CHRISTIAN*	W	65-55
1/19	at Denver*	L	47-59
1/22	at Regis*	W	69-56
1/26	at Southern Colorado*	W	78-68
1/29	at UCCS*	L	55-64
2/2	COLORADO COLLEGE	W	77-49
2/5	FORT LEWIS*	W	79-61
2/9	at Metro State*	L	65-70
2/12	at Colorado Christian*	W	67-65
2/16	DENVER*	L	71-72
2/19	REGIS*	W	75-70
2/23	SOUTHERN COLORADO*	W	80-66
2/26	UCCS*	W	80-66
3/3	vs. Metro State^	L	55-76

\* - CAC game

^ - CAC Tournament

## 1994-95

**15-12 Overall • 6-6 CAC**

**H: 9-5 • A: 4-5 • N: 2-2**

**Head Coach: Marti Gasser**

11/19	ADAMS STATE	W	87-62
11/22	WINONA STATE	W	87-60
11/25	vs. San Francisco State	W	65-59
11/26	at Cal State Stanislaus	W	83-71
11/29	at Northern Colorado	L	52-72
12/1	COLORADO MINES	W	84-55
12/3	UC DAVIS	L	58-62
12/7	SOUTH DAKOTA STATE	L	69-73
12/9	WESTERN STATE	W	100-66
12/30	at Lynn University	L	71-77
1/2	vs. Valdosta State	L	72-90
1/3	vs. St. Francis (Ill.)	W	87-59
1/8	FORT LEWIS	W	104-76
1/11	at Southern Colorado*	L	67-83
1/14	DENVER*	W (OT)	67-65
1/18	REGIS*	W	82-64
1/21	METRO STATE*	L	69-86
1/25	at UCCS*	W	57-56
1/28	COLORADO COLLEGE	W	97-32
2/1	at Colorado Christian*	W	70-67
2/4	SOUTHERN COLORADO*	L	74-78
2/8	at Denver*	L	47-60
2/11	at Regis*	W	60-55
2/16	at Metro State*	L	56-77
2/22	UCCS*	L	74-92
2/25	COLORADO CHRISTIAN*	W	94-70
3/3	vs. Denver#	L	66-69

\* - CAC game

# - CAC Tournament

## 1995-96

**13-14 Overall • 6-6 CAC**

**H: 7-3 • A: 5-8 • N: 1-3**

**Head Coach: Marti Gasser**

11/18	ADAMS STATE	W	71-58
11/24	vs. Delta State	L	66-89
11/25	at Cameron	W	70-67
11/29	NORTHERN COLORADO	L	72-90
12/1	at New Mexico	L	60-63
12/2	vs. Texas-San Antonio	W	71-69
12/6	at Colorado College	W	78-62
12/8	at San Francisco State	W	68-67
12/9	at San Francisco	L	46-79
12/11	WESTERN STATE	W	72-55
12/29	at Florida Tech	L	51-75
12/30	vs. Merrimack	L (3OT)	102-104
1/2	at Rollins	L	62-89
1/10	COLORADO CHRISTIAN*	W	70-59
1/13	SOUTHERN COLORADO*	W	68-55
1/17	at Denver*	L	54-78
1/20	at Regis*	L	61-80
1/24	at Metro State*	L	62-72
1/27	UCCS*	W	77-67
1/31	COLORADO MINES	W	63-62
2/3	at Colorado Christian*	W	55-48
2/7	DENVER*	W	62-59
2/10	REGIS*	L	70-80
2/14	METRO STATE*	L	57-69
2/17	at UCCS*	W	74-66
2/29	at Southern Colorado*	L	66-71
3/2	vs. Denver^	L	51-79

\* - CAC game

^ - CAC Tournament

# ALL-TIME RESULTS

## 1996-97

4-22 Overall • 1-15 WAC

H: 4-8 • A: 0-11 • N: 0-3

Head Coach: Marti Gasser

11/22	vs. Navy	L	49-52
11/23	at Idaho State	L	50-74
11/29	vs. New Hampshire	L	60-79
11/30	vs. UNC Greensboro	L	58-64
12/6	ARMY	W	66-60
12/7	CAL STATE FULLERTON	L	50-71
12/10	FORT LEWIS	W	72-49
12/19	TEXAS-SAN ANTONIO	W (OT)	51-47
12/28	at Cal State Northridge	L	41-56
12/29	at Loyola Marymount	L	42-65
1/2	COLORADO STATE*	L	55-64
1/4	WYOMING*	L	55-78
1/9	at Hawaii*	L	46-77
1/11	at San Diego State*	L	41-70
1/16	SAN JOSE STATE*	L	62-78
1/18	FRESNO STATE*	L	53-62
1/23	at SMU*	L	58-85
1/25	UNLV*	W	67-62
1/30	at Wyoming*	L	52-74
2/1	at Colorado State*	L	46-61
2/6	SAN DIEGO STATE*	L	57-89
2/8	HAWAII*	L	52-71
2/13	at Fresno State*	L	40-49
2/15	at San Jose State*	L	52-85
2/20	at UNLV*	L	62-85
2/25	SMU*	L	71-89

\* - WAC game

## 1997-98

5-21 Overall • 0-14 WAC

H: 3-11 • A: 1-9 • N: 1-1

Head Coach: Marti Gasser

11/21	MONTANA STATE	L	72-85
11/23	TEXAS-PAN AMERICAN	W	81-45
11/25	PANHANDLE STATE	W	69-58
11/28	at Army	W	59-52
11/29	vs. St. Bonaventure	L	43-89
12/5	WEBER STATE	W	59-53
12/6	IDAHO STATE	L	58-79
12/9	DENVER	L	52-53
12/19	at Texas-San Antonio	L	47-70
12/20	vs. Texas-Pan American	W	64-51
1/1	at Colorado State*	L	59-97
1/3	at Wyoming*	L	51-86
1/10	UNLV*	L	74-88
1/15	NEW MEXICO*	L	42-77
1/17	UTEP*	L	63-75
1/22	at Utah*	L	54-97
1/24	at BYU*	L	60-103
1/29	WYOMING*	L	54-82
1/31	COLORADO STATE*	L	46-97
2/4	at UNLV*	L	62-70
2/7	SAN DIEGO STATE*	L	54-78
2/12	at New Mexico*	L	45-91
2/14	at UTEP*	L	51-77
2/19	BYU*	L	66-78
2/21	UTAH*	L	39-100
2/26	at San Diego State*	L	59-68

\* - WAC game

## 1998-99

5-21 Overall • 0-14 WAC

H: 2-9 • A: 3-11 • N: 0-1

Head Coach: Sue Darling

11/16	at Denver	L	41-73
11/20	at Chicago State	W	51-47
11/21	at Loyola-Chicago	W	60-50
11/24	LA SALLE	L	58-63
11/27	at Montana State	L	31-73
11/28	vs. Cal Poly	L	64-78
12/4	WESTERN MICHIGAN	L	69-87
12/5	LOYOLA MARYMOUNT	W	83-72
12/12	at Northern Arizona	L	54-68
12/31	SOUTHWEST STATE	W	65-54
1/2	at St. Mary's (Calif.)	L	51-101
1/4	at San Jose State	W	57-54
1/9	UNLV*	L	57-82
1/14	at Tulsa*	L	54-78
1/16	at Rice*	L	29-81
1/21	TCU*	L (OT)	69-73
1/23	SMU*	L	50-70
1/28	at Colorado State*	L	32-97
1/30	at Wyoming*	L	58-89
2/6	at UNLV*	L	45-78
2/11	RICE*	L	35-83
2/13	TULSA*	L	54-55
2/18	at SMU*	L	44-82
2/20	at TCU*	L	66-87
2/25	WYOMING*	L	63-79
2/27	COLORADO STATE*	L	70-97

\* - WAC game

## 1999-00

4-24 Overall • 1-13 MWC

H: 4-11 • A: 0-11 • N: 0-2

Head Coach: Sue Darling

11/19	SOUTHERN UTAH	L	70-79
11/21	UCCS	W	60-50
11/23	ARMY	W	75-58
11/26	at TCU	L	69-92
11/28	at North Texas	L	53-92
12/3	LOYOLA-CHICAGO	L	58-64
12/4	LAFAYETTE	W	78-56
12/12	ST. MARY'S (Calif.)	L	64-67
12/20	at Texas A&M-CC	L	57-76
12/28	at St. Joseph's	L	62-90
12/29	vs. Holy Cross	L	52-78
1/2	MONTANA STATE	L	55-71
1/8	NEVADA	L	73-85
1/15	NEW MEXICO*	L	53-72
1/20	UNLV*	L	59-89
1/22	SAN DIEGO STATE*	W	77-72
1/26	at Colorado State*	L	73-91
1/29	at Wyoming*	L	72-86
2/3	BYU*	L	64-93
2/5	UTAH*	L	49-84
2/12	at New Mexico*	L	42-84
2/17	at UNLV*	L	53-86
2/19	at San Diego State*	L	38-70
2/24	COLORADO STATE*	L	45-67
2/26	WYOMING*	L	48-62
3/2	at BYU*	L	69-86
3/4	at Utah*	L	42-92
3/8	vs. Utah^	L	29-65

\* - MWC game

^ - MWC Tournament

## 2000-01

3-25 Overall • 0-14 MWC

H: 2-11 • A: 1-13 • N: 0-1

Head Coach: Sue Darling

11/17	DENVER	L	44-76
11/19	at Cal State Fullerton	W	66-59
11/21	at Southern Utah	L	59-78
12/1	LAMAR	W	68-57
12/2	NORTH TEXAS	L	43-66
12/3	BAYLOR	L	53-78
12/8	at Army	L	67-82
12/10	at Lafayette	L	53-62
12/21	at Nevada	L	53-85
12/28	TEXAS A&M - CC	L	42-68
12/30	at Penn	L	42-60
1/2	at Navy	L	38-56
1/7	CAL POLY	W	86-68
1/13	NEW MEXICO*	L	44-68
1/18	SAN DIEGO STATE*	L	49-50
1/20	UNLV*	L	42-73
1/25	at Colorado State*	L	53-88
1/27	at Wyoming*	L	54-58
2/1	BYU*	L	59-74
2/5	UTAH*	L	29-59
2/10	at New Mexico*	L	52-65
2/15	at UNLV*	L	43-77
2/17	at San Diego State*	L	30-57
2/22	WYOMING*	L	63-68
2/24	COLORADO STATE*	L	44-73
3/1	at Utah*	L	33-80
3/3	at BYU*	L	42-66
3/7	vs. Utah^	L	50-53

\* - MWC game

^ - MWC Tournament

## 2001-02

4-24 Overall • 0-14 MWC

H: 3-10 • A: 1-12 • N: 0-2

Head Coach: Ardie McInelly

11/16	at Denver	L	47-79
11/18	TCU	L	48-71
11/24	at Illinois-Chicago	L	66-77
11/25	vs. Brown	L	57-73
11/30	BINGHAMTON	L	46-54
12/1	DREXEL	L	76-77
12/5	at Colorado	L	47-80
12/7	at Sacramento State	W	72-48
12/21	CAL STATE FULLERTON	W	63-55
12/29	at Baylor	L	47-78
12/31	at Arkansas-Pine Bluff	L	59-65
1/3	ARMY	W	77-52
1/5	NAVY	W	85-69
1/12	NEW MEXICO*	L	43-64
1/17	UTAH*	L	39-67
1/19	BYU*	L	52-81
1/25	at UNLV*	L	50-75
1/27	at San Diego State*	L	50-58
1/31	WYOMING*	L	66-70
2/2	COLORADO STATE*	L	55-63
2/7	at New Mexico*	L	48-78
2/14	at BYU*	L	55-68
2/16	at Utah*	L	53-71
2/21	SAN DIEGO STATE*	L	79-83
2/23	UNLV*	L	53-86
2/27	at Colorado State*	L	40-84
3/2	at Wyoming*	L	67-71
3/6	vs. Colorado State^	L	68-79

\* MWC game

^ MWC Tournament

## 2002-03

7-21 Overall • 1-13 MWC

H: 4-9 • A: 3-11 • N: 0-1

Head Coach: Ardie McInnelly

11/22	ADAMS STATE	W	61-56
11/24	REGIS	L	54-73
11/29	WINTHROP	W	77-71
11/30	MINNESOTA	L	75-88
12/4	at Cal State Fullerton	W	74-69
12/6	at Cal Poly	W (OT)	70-67
12/21	at UC Irvine	L	59-86
12/28	SACRAMENTO STATE	W	86-61
12/30	WEBER STATE	L	46-60
1/2	at Bucknell	L	69-85
1/4	at Army	L	69-72
1/9	at Texas Pan-American	W	64-61
1/11	at Texas A&M-CC	L	61-81
1/18	at New Mexico*	L	57-93
1/23	at Wyoming*	L	53-68
1/25	at Colorado State*	L	49-89
1/30	UNLV*	W	73-72
2/1	SAN DIEGO STATE*	L	55-73
2/6	at Utah*	L	39-68
2/8	at BYU*	L	50-89
2/15	NEW MEXICO*	L	40-71
2/20	COLORADO STATE*	L	41-62
2/22	WYOMING*	L	49-78
2/27	at San Diego State*	L	57-69
3/1	at UNLV*	L	49-81
3/6	BYU*	L	55-96
3/8	UTAH*	L	42-67
3/12	vs. Utah^	L	46-83

\* - MWC game

^ - MWC Tournament

## 2003-04

3-25 Overall • 0-14 MWC

H: 3-12 • A: 0-12 • N: 0-1

Head Coach: Ardie McInnelly

11/21	TEXAS-PAN AMERICAN	L (OT)	67-68
11/22	BOISE STATE	L	66-71
11/26	at Illinois State	L	49-85
11/29	at New Orleans	L	59-79
12/4	at Cal Poly	L	55-76
12/6	ILLINOIS-CHICAGO	L	66-77
12/10	N.M. HIGHLANDS	W	80-56
12/18	NORTHERN COLORADO	W	75-60
12/21	PORTLAND	W	57-51
12/29	at Navy	L	60-73
1/2	ARMY	L	62-70
1/7	IPFW	L	70-83
1/10	at Weber State	L	48-53
1/17	NEW MEXICO*	L	43-65
1/22	at Utah*	L	42-82
1/24	at BYU*	L	59-78
1/29	UNLV*	L	57-91
1/31	SAN DIEGO STATE*	L	46-51
2/5	at Wyoming*	L	37-69
2/7	at Colorado State*	L	46-83
2/14	at New Mexico*	L	31-79
2/19	BYU*	L	60-75
2/21	UTAH*	L	65-73
2/26	at San Diego State*	L	50-52
2/28	at UNLV*	L	48-85
3/4	COLORADO STATE*	L	58-75
3/6	WYOMING*	L	44-65
3/10	vs. New Mexico^	L	50-63

\* - MWC game

^ - MWC Tournament

## 2004-05

7-21 Overall • 2-12 MWC

H: 4-10 • A: 3-8 • N: 0-3

Head Coach: Ardie McInnelly

11/19	MONTANA STATE	L (OT)	73-74
11/20	UC DAVIS	W	75-61
11/26	vs. New Mexico State	L	42-53
11/27	vs. Albany	L	65-86
12/2	at Portland	W	68-61
12/4	UTAH STATE	L	68-72
12/7	ILLINOIS STATE	L	70-89
12/10	at Boise State	L	35-47
12/13	at Northern Colorado	W	67-62
12/22	SAN DIEGO	L (OT)	78-80
12/30	NAVY	W	72-62
1/3	at Army	L	53-60
1/8	REGIS	W	72-52
1/15	at New Mexico*	L	58-72
1/20	UTAH*	L	47-97
1/22	BYU*	L	66-75
1/26	at San Diego State*	W	48-44
1/28	at UNLV*	L	51-76
2/3	COLORADO STATE*	L	42-63
2/5	WYOMING*	W (OT)	69-66
2/10	NEW MEXICO*	L	69-77
2/17	at BYU*	L	51-71
2/19	at Utah*	L	45-74
2/24	UNLV*	L	63-70
2/26	SAN DIEGO STATE*	L	61-77
3/3	at Wyoming*	L	43-60
3/5	at Colorado State*	L	40-75
3/9	vs. Utah^	L	42-63

\* - MWC game

^ - MWC Tournament

## 2005-06

13-15 Overall • 4-12 MWC

H: 7-8 • A: 6-6 • N: 0-1

Head Coach: Ardie McInnelly

11/18	NORTHERN COLORADO	W	67-60
11/23	at Utah Valley State	W	97-70
11/25	at Weber State	W	78-65
12/2	BUCKNELL	W	58-41
12/3	STEPHEN F. AUSTIN	L	63-67
12/8	at Utah State	W	60-56
12/10	at Montana State	W	81-61
12/13	DENVER	L	59-65
12/22	UCCS	W	68-56
12/29	ARMY	W	73-61
12/31	WESTERN STATE	W	76-34
1/5	at BYU*	L	43-64
1/7	at San Diego State*	W (OT)	63-59
1/11	WYOMING*	L	55-64
1/14	at TCU*	L	57-71
1/18	at Utah*	L	45-90
1/21	#18 NEW MEXICO*	L	54-59
1/25	UNLV*	L	56-66
2/2	at Colorado State*	W	76-60
2/4	#19 BYU*	L	44-67
2/8	SAN DIEGO STATE*	W	74-45
2/11	at Wyoming*	L	33-59
2/15	TCU*	L	79-84
2/18	#25 UTAH*	L	53-79
2/22	at #23 New Mexico*	L	53-79
2/25	at UNLV*	L	62-80
3/4	COLORADO STATE*	W	79-65
3/8	vs. #19 Utah^	L	47-67

\* - MWC game

^ - MWC Tournament



# ALL-TIME RESULTS

## 2006-07

6-23 Overall • 1-15 MWC

H: 3-9 • A: 1-13 • N: 2-1

Head Coach: Ardie McInnelly

11/10	WISCONSIN	L	58-91
11/17	at Northern Colorado	W	72-59
11/21	at Alaska Anchorage	L	60-62
11/22	vs. Butler	W	62-61
11/26	at San Diego	L	55-59
12/1	YALE	W	67-55
12/2	WESTERN MICHIGAN	L	54-71
12/7	at Wisconsin-Milwaukee	L	53-65
12/9	at Illinois-Chicago	L	57-58
12/13	at Denver	L	46-59
12/30	WEBER STATE	W	78-73
1/4	COLORADO STATE*	L	56-65
1/6	BYU*	L	56-59
1/11	TCU*	L	61-87
1/14	at San Diego State*	L	51-60
1/18	at New Mexico*	L	46-60
1/20	at Utah*	L	59-80
1/25	UNLV*	L	55-63
1/27	WYOMING*	L	43-64
2/4	at Colorado State*	L	49-61
2/8	at BYU*	L	40-70
2/10	at TCU*	L	48-86
2/15	SAN DIEGO STATE*	W	60-52
2/17	NEW MEXICO	L	47-57
2/22	UTAH*	L	52-60
2/25	at UNLV*	L	58-72
2/28	at Wyoming*	L	35-64
3/6	vs. Colorado State^	W	47-46
3/7	vs. BYU^	L	40-72

\* - MWC game

^ - MWC Tournament

## 2007-08

10-19 Overall • 4-12 MWC

H: 7-6 • A: 3-12 • N: 0-1

Head Coach: Ardie McInnelly

11/9	at Oklahoma State	L	49-89
11/11	at UMKC	L	59-65
11/16	DENVER	W	65-56
11/21	at St. Francis (NY)	L (OT)	62-63
11/23	at Army	W	68-60
11/30	HAMPTON	W (OT)	85-84
12/1	UTAH VALLEY	L	68-78
12/5	at Northern Colorado	W	56-53
12/9	at Wisconsin	L	60-74
12/11	CSU STANISLAUS	W	74-49
12/22	ADAMS STATE	W	68-48
12/29	at Navy	L	69-72
1/9	UTAH*	L	50-60
1/12	at UNLV*	L	48-58
1/16	#20/22 WYOMING*	L	59-75
1/19	NEW MEXICO*	L	45-75
1/23	at Colorado State*	W	56-43
1/30	at BYU*	L	47-52
2/2	TCU*	L	49-67
2/6	SAN DIEGO STATE*	L	45-62
2/9	at #20/23 Utah*	L	52-71
2/13	UNLV*	W	71-66
2/16	at #21/22 Wyoming*	L	32-60
2/20	at New Mexico*	L	40-79
2/24	COLORADO STATE*	W	62-53
3/1	BYU*	W	54-40
3/5	at TCU*	L	50-85
3/8	at San Diego State*	L	34-64
3/12	vs. TCU^	L	47-60

\* - MWC game

^ - MWC Tournament

## 2008-09

4-26 Overall • 0-16 MWC

H: 4-13 • A: 0-12 • N: 0-1

Head Coach: Ardie McInnelly

11/14	NORTHERN COLORADO	L	53-73
11/20	CHADRON STATE	W	74-52
11/22	WISCONSIN-MILWAUKEE	L	48-57
11/26	at Texas-Pan American	L	41-53
11/29	ARMY	L	44-54
12/1	BARRY	W	56-43
12/5	N.C. CENTRAL	W	68-47
12/6	MIAMI (OHIO)	L	56-66
12/10	at Denver	L	44-84
12/22	UMKC	L	59-64
12/28	at Bradley	L	65-81
12/30	at Chicago State	L	50-64
1/3	NAVY	W	65-62
1/7	at San Diego State*	L	28-79
1/10	NEW MEXICO*	L	39-73
1/14	at Utah*	L	43-68
1/17	at TCU*	L	43-79
1/20	COLORADO STATE*	L	50-55
1/28	WYOMING*	L	41-52
1/31	at UNLV*	L	64-78
2/4	at BYU*	L	41-60
2/7	SAN DIEGO STATE*	L	37-55
2/11	at New Mexico*	L	33-79
2/14	UTAH*	L	32-57
2/18	TCU*	L	57-67
2/21	at Colorado State*	L	54-65
2/28	at Wyoming*	L	34-65
3/4	UNLV*	L	63-64
3/7	BYU*	L	31-42
3/10	vs. New Mexico^	L	41-84

\* - MWC game

^ - MWC Tournament

## 2009-10

3-27 Overall • 0-16 MWC

H: 3-13 • A: 0-12 • N: 0-2

Head Coach: Ardie McInnelly

11/13	at Texas A&M-Corpus Christi	L	46-65
11/14	vs. Tennessee Tech	L	49-81
11/17	ADAMS STATE	W	65-59
11/20	PORTLAND	L	65-73
11/25	at Army	L	42-60
11/27	at Stony Brook	L	60-72
12/4	CHICAGO STATE	W	68-48
12/5	DRAKE	L	67-85
12/9	DENVER	L	62-64
12/19	BRADLEY	L	45-62
12/22	at Navy	L	48-54
12/30	NORTHERN COLORADO	L	53-72
1/2	WESTERN STATE	W	74-66
1/6	TCU*	L	35-72
1/9	COLORADO STATE*	L	68-74
1/13	at BYU*	L	46-77
1/20	at New Mexico*	L	42-62
1/23	UTAH*	L	47-67
1/26	UNLV*	L	76-77
1/30	at Wyoming*	L	37-98
2/3	SAN DIEGO STATE*	L	48-68
2/6	at TCU*	L	47-77
2/9	at Colorado State*	L	46-80
2/13	BYU*	L	53-78
2/20	NEW MEXICO*	L	46-65
2/24	at Utah*	L	48-73
2/27	at UNLV*	L	55-69
3/3	WYOMING*	L	60-87
3/6	at San Diego State*	L	52-87
3/9	vs. Utah^	L	40-63

\* - MWC game

^ - MWC Tournament

## 2010-11

9-22 Overall • 3-13 MWC

H: 8-8 • A: 0-13 • N: 1-1

Head Coach: Andrea Williams

11/12	LIPSCOMB	W	64-50
11/14	at Northern Colorado	L	56-79
11/18	at Idaho State	W	58-68
11/20	at Portland	L	51-62
11/23	UT MARTIN	L	87-91
11/28	COLORADO CHRISTIAN	W	68-58
11/30	TEXAS SOUTHERN	W	75-60
12/3	BRYANT	L	74-79
12/4	TEXAS STATE	W	61-41
12/8	at Denver	L	62-73
12/22	at Drake	L	61-77
12/30	NAVY	L	62-63
1/2	COLGATE	W (OT)	80-75
1/5	at Utah*	L	40-77
1/8	BYU*	L	60-88
1/15	at UNLV*	L	52-63
1/19	SAN DIEGO STATE*	W	61-58
1/22	at Wyoming*	L	54-96
1/25	COLORADO STATE*	L	58-64
1/29	TCU*	W	60-55
2/2	at New Mexico*	L	59-64
2/5	UTAH*	L	40-55
2/9	at BYU*	L	51-78
2/16	UNLV*	W	91-87
2/19	at San Diego State*	L	50-68
2/23	WYOMING*	L	57-81
2/26	at Colorado State*	L	49-70
3/2	at TCU*	L	51-88
3/5	NEW MEXICO*	L (OT)	70-73
3/8	vs. Colorado State^	W	66-63
3/9	vs. Utah^	L	55-70

\* - MWC game

^ - MWC Tournament

## 2011-12

6-24 Overall • 1-13 MWC

H: 3-10 • A: 3-13 • N: 0-1

Head Coach: Andrea Williams

11/11	at Lipscomb	W	68-59
11/13	at UT Martin	L	60-84
11/17	DENVER	L	52-54
11/19	at Texas Southern	W	64-54
11/21	at Texas State	W	77-69
11/25	NORTHERN COLORADO	L	51-71
11/28	at Navy	L	59-71
12/2	JACKSON STATE	W	64-51
12/3	USF	L	70-73
12/7	at Minnesota	L	46-81
12/19	at San Jose State	L	53-68
12/21	at Pacific	L	59-95
12/30	at Alabama	L	45-80
1/5	NORTH DAKOTA	W	65-54
1/7	LONGWOOD	L	48-59
1/11	at Colorado State*	L	39-73
1/14	BOISE STATE*	L	75-81
1/18	at Wyoming*	L	36-98
1/21	SAN DIEGO STATE*	L	62-75
1/25	TCU*	L	44-66
1/28	at UNLV*	L	47-63
1/31	at New Mexico*	L	44-67
2/4	COLORADO STATE*	L	39-77
2/11	at Boise State*	L	59-83
2/15	WYOMING*	L	58-71
2/18	at San Diego State*	L	46-59
2/22	at TCU*	L	31-61
2/25	UNLV*	L	48-86
2/29	NEW MEXICO*	W	52-47
3/7	vs. San Diego State^	L	58-68

\* - MWC game

^ - MWC Tournament



# ALL-TIME SERIES RECORDS

OPPONENT	W-L	FM	LM	OPPONENT	W-L	FM	LM	OPPONENT	W-L	FM	LM
Abilene Christian	0-3	1984	1987	Kansas State	0-1	1980	1980	St. Francis (Ill.)	1-0	1995	1995
Adams State	12-3	1984	2010	Keene State	1-0	1994	1994	St. Francis (N.Y.)	0-1	2007	2007
Alabama	0-1	2012	2012	Lafayette	1-1	2000	2001	St. Joseph's	0-1	2000	2000
Alaska-Anchorage	6-8	1984	2006	Lamar	1-0	2001	2001	St. Mary's (Calif)	0-2	1999	2000
Alaska-Fairbanks	8-6	1981	1990	Langston	0-1	1980	1980	St. Mary's (Kan.)	3-0	1983	1988
Albany	0-1	2005	2005	La Salle	0-1	1999	1999	Stephen F. Austin	0-1	2006	2006
Angelo State	0-2	1987	1988	Lipscomb	2-0	2011	2012	Stony Brook	0-1	2010	2010
Arkansas-Pine Bluff	0-1	2002	2002	<b>Longwood</b>	<b>0-1</b>	<b>2012</b>	<b>2012</b>	TCU	2-18	1988	2012
<b>Army</b>	<b>7-7</b>	<b>1985</b>	<b>2010</b>	Loyola Chicago	1-1	1999	2000	Tennessee Tech	0-1	2010	2010
Barry	1-0	2008	2008	Loyola Marymount	1-1	1997	1999	Texas A&M-CC	0-4	2000	2010
Baylor	0-2	2001	2002	Lynn	0-1	1995	1995	Texas-Pan American	3-2	1998	2008
Binghamton	0-1	2002	2002	Merrimack	0-1	1996	1996	Texas-San Antonio	2-1	1996	1998
Biola	0-1	1981	1981	Mesa State	11-2	1981	1992	Texas Southern	2-0	2011	2012
<b>Boise State</b>	<b>0-4</b>	<b>2004</b>	<b>2012</b>	Metro State	30-11	1977	1996	Texas State	2-0	2011	2012
Bradley	0-2	2008	2010	Miami (Ohio)	0-1	2008	2008	Texas Woman's	2-0	1990	1994
Brooklyn	1-0*	1985	1985	Minnesota	0-2	2003	2012	Tougaloo	0-1	1979	1979
Brown	0-1	2002	2002	Minnesota-Duluth	0-1	1989	1989	Trinity	1-0	1983	1983
Bryant	0-2	1993	2011	Missouri-Rolla	0-1	1994	1994	Tulsa	0-2	1999	1999
Bucknell	1-1	2003	2006	Missouri Western	1-0	1991	1991	UCCS	10-4	1991	2006
Butler	1-0	2006	2006	Montana State	1-4	1998	2006	UC Davis	2-3	1988	2005
BYU	1-26	1998	2011	Morningside	1-0	1988	1988	UC Irvine	0-1	2003	2003
Cal Poly Pomona	0-1	1990	1990	<b>Navy</b>	<b>3-7</b>	<b>1997</b>	<b>2012</b>	UC Santa Barbara	0-1	1982	1982
Cal Poly SLO	2-3	1981	2004	Nebraska-Omaha	2-2	1980	1992	<b>UMKC</b>	<b>0-2</b>	<b>2008</b>	<b>2009</b>
Cal State Fullerton	3-1	1997	2003	<b>Nevada</b>	<b>2-3</b>	<b>1981</b>	<b>2001</b>	UNC Greensboro	0-1	1997	1997
Cal State Hayward	3-0	1984	1993	New Hampshire	0-1	1997	1997	<b>UNLV</b>	<b>4-28</b>	<b>1997</b>	<b>2012</b>
Cal State Los Angeles	0-1	1989	1989	<b>New Mexico</b>	<b>2-31</b>	<b>1992</b>	<b>2012</b>	U.S. International	0-1	1986	1986
Cal State Northridge	0-2	1981	1997	New Mexico Highlands	6-0	1977	2004	Utah	0-33	1998	2011
Cal State Stanislaus	2-1	1993	2007	New Mexico State	0-1	2005	2005	Utah State	1-1	2005	2006
Cameron	1-0	1996	1996	New Orleans	0-1	2004	2004	<b>Utah Valley</b>	<b>1-1</b>	<b>2006</b>	<b>2008</b>
Central State	0-1	1983	1983	Norfolk State	1-0	1989	1989	UTEP	0-2	1998	1998
Chadron State	3-1	1981	2008	North Carolina Central	1-0	2008	2008	UT Martin	0-2	2011	2012
Chapman	1-1	1983	1986	<b>North Dakota</b>	<b>2-0</b>	<b>1986</b>	<b>2012</b>	Valdosta State	0-1	1995	1995
Chicago	1-0	1979	1979	North Dakota State	1-1	1979	1989	Virginia Tech	0-1	1992	1992
Chicago State	2-1	1999	2010	North Texas	0-2	2000	2001	Washburn	0-2	1989	1991
Colgate	2-0	1985	2011	Northern Arizona	0-1	1999	1999	Weber State	3-2	1998	2006
Colorado	0-3	1978	2002	<b>Northern Colorado</b>	<b>21-17</b>	<b>1980</b>	<b>2012</b>	West Texas State	1-1	1987	1993
Colorado Christian	13-0	1991	2011	Northern Michigan	0-1	1987	1987	Western Michigan	0-2	1999	2006
Colorado College	25-10	1977	1996	Northwest Missouri State	1-0	1992	1992	Western New Mexico	1-0	1991	1991
Colorado Mines	16-0	1977	1996	Northwest Oklahoma	1-0	1983	1983	Western State	17-0	1979	2010
<b>Colorado State</b>	<b>11-37</b>	<b>1980</b>	<b>2012</b>	Oberlin	1-0	1979	1979	Wichita State	0-1	1980	1980
Colorado Women's	8-3	1978	1982	Oklahoma State	0-1	2007	2007	William Wood	1-0	1982	1982
<b>CSU Bakersfield</b>	<b>FIRST MEETING</b>			Pacific	0-1	2012	2012	Winnipeg	1-0	1981	1981
Dayton	0-1	1979	1979	Pacific Lutheran	1-0	1982	1982	Winona State	1-0	1995	1995
Delta State	0-1	1996	1996	Panhandle State	5-0	1978	1998	Winthrop	1-0	2003	2003
<b>Denver</b>	<b>22-32</b>	<b>1977</b>	<b>2012</b>	<b>Penn</b>	<b>0-1</b>	<b>2001</b>	<b>2001</b>	Wisconsin	0-2	2006	2007
Drake	0-2	2010	2011	Pepperdine	0-1	1990	1990	Wisconsin-Green Bay	0-1	1985	1985
Drexel	0-1	2002	2002	Phillips	1-1	1982	1983	Wisconsin-Milwaukee	0-2	2006	2008
Eastern Montana	7-6	1983	1990	Portland	2-2	2004	2011	Wright State	0-1	1983	1983
Eastern New Mexico	6-5	1978	1993	Regis	26-9	1978	2005	<b>Wyoming</b>	<b>2-39</b>	<b>1980</b>	<b>2012</b>
East Texas State	1-0	1990	1990	Rice	0-2	1999	1999	Yale	1-0	2007	2007
Florida International	1-0	1985	1985	Rollins	1-1	1993	1996				
Florida Southern	1-0	1991	1991	Sacramento State	2-0	2002	2003	<b>TOTALS:</b>	<b>428-538</b>		
Florida Tech	2-2*	1991	1996	<b>San Diego</b>	<b>0-2</b>	<b>2005</b>	<b>2007</b>				
Fort Hays State	1-0	1983	1983	<b>San Diego State</b>	<b>6-25</b>	<b>1997</b>	<b>2012</b>				
Fort Lewis	12-0	1978	1997	San Francisco	0-1	1996	1996				
<b>Fresno State</b>	<b>0-2</b>	<b>1997</b>	<b>1997</b>	San Francisco State	3-0	1992	1996				
Grand Canyon	2-0	1990	1990	San Jose State	1-3	1997	2012				
Grinnell	1-0	1979	1979	Santa Fe	2-1	1977	1979				
Hampton	1-0	2007	2007	Seattle-Pacific	1-0	1992	1992				
Hastings	2-0	1982	1990	Slippery Rock	1-0	1994	1994				
Hawaii	0-2	1997	1997	SMU	0-4	1997	1999				
Holy Cross	0-1	2000	2000	Sonoma State	3-0	1988	1994				
<b>Idaho State</b>	<b>0-3</b>	<b>1997</b>	<b>2011</b>	South Dakota	0-1	1989	1989				
Illinois-Chicago	0-3	2002	2006	South Dakota State	0-2	1984	1995				
Illinois State	0-2	2004	2005	South Florida	0-1	2012	2012				
Incarnate Word	1-0	1989	1989	Southern Colorado	17-5	1978	1996				
IPFW	0-1	2004	2004	Southern Utah	0-2	2000	2001				
<b>Iowa State</b>	<b>0-1</b>	<b>1988</b>	<b>1988</b>	Southwest State	1-0	1999	1999				
Jackson State	1-0	2012	2012	Southwest Texas State	1-0	1984	1984				
James Madison	1-0	1979	1979	St. Bonaventure	0-1	1998	1998				

**Bold** denotes 2012-13 opponent.  
 \*Includes forfeit victory  
 FM = Season of first meeting  
 LM = Season of last meeting

# YEARLY RECORDS/COACHING HISTORY

## YEARLY RECORDS

Year	Rec	Home	Away	Neutral	Pct.	Coach
1976-77	3-5	3-2	0-3		.444	Capt. Dave Schichtle
1977-78	20-2	10-0	8-1	2-1	.909	Capt. Dave Schichtle
1978-79	19-5	9-1	5-2	5-2	.792	Capt. Dave Schichtle
1979-80	17-10	8-3	7-5	2-2	.629	Capt. Chuck Holt
1980-81	17-11	10-4	5-4	2-3	.607	Capt. Chuck Holt
1981-82	17-10	11-2	4-6	2-2	.629	Capt. Danny Fowler
1982-83	18-6	10-1	7-5	1-0	.750	Maj. Danny Fowler
1983-84	13-13	5-4	7-6	1-3	.500	Marti Gasser
1984-85	21-7*	11-3	6-3	4-1	.714	Marti Gasser
1985-86	20-7	9-2	10-4	1-1	.746	Marti Gasser
1986-87	14-12	11-2	3-7	0-3	.538	Marti Gasser
1987-88	18-9	11-4	6-5	1-0	.667	Marti Gasser
1988-89	14-13	9-4	4-8	1-1	.519	Marti Gasser
1989-90	20-8	12-4	7-2	1-2	.714	Marti Gasser
1990-91	23-5	12-1	10-3	1-1	.812	Marti Gasser
1991-92	21-7	13-2	6-4	2-1	.750	Marti Gasser
1992-93	14-13	8-5	5-7	1-1	.518	Marti Gasser
1993-94	18-9*	8-2	8-5	2-2	.667	Marti Gasser
1994-95	15-12	9-5	4-5	2-2	.555	Marti Gasser
1995-96	13-14	7-3	5-8	1-3	.481	Marti Gasser
1996-97	4-22	4-8	0-13	0-1	.154	Marti Gasser
1997-98	5-21	3-11	1-9	1-1	.192	Marti Gasser
1998-99	5-21	2-9	3-11	0-1	.192	Sue Darling
1999-00	4-24	4-11	0-11	0-2	.143	Sue Darling
2000-01	3-25	2-11	1-13	0-1	.107	Sue Darling
2001-02	4-24	3-10	1-12	0-2	.143	Ardie McInnelly
2002-03	7-21	4-9	3-11	0-1	.225	Ardie McInnelly
2003-04	3-25	3-12	0-12	0-1	.107	Ardie McInnelly
2004-05	7-21	4-10	3-8	0-3	.250	Ardie McInnelly
2005-06	13-15	7-8	6-6	0-1	.464	Ardie McInnelly
2006-07	6-23	3-9	1-13	2-1	.207	Ardie McInnelly
2007-08	10-19	7-6	3-12	0-1	.345	Ardie McInnelly
2008-09	4-26	4-13	0-12	0-1	.133	Ardie McInnelly
2009-10	3-27	3-13	0-12	0-2	.100	Ardie McInnelly
2010-11	9-22	8-8	0-13	1-1	.409	Andrea Williams
2011-12	6-24	3-10	3-13	0-1	.200	Andrea Williams

\*includes victory by forfeit

**TOTAL: 428-538 (.443)**

**HOME: 250-212 (.541)**

**AWAY: 142-274 (.341)**

**NEUTRAL: 36-52 (.409)**

## COACHING HISTORY



**Capt. Dave Schichtle**

1976-79  
(42-12)



**Marti Gasser**

1983-98  
(233-172)



**Capt. Chuck Holt**

1979-81  
(42-12)



**Sue Darling**

1998-2001  
(12-70)



**Andrea Williams**

2010-pres.  
(15-46)



**Maj. Danny Fowler**

1981-83  
(35-16)



**Ardie McInnelly**

2001-10  
(57-201)


## SCORING

Season	Name	Pts	Avg.
1976-77	Kathy Johnson	118	14.8
1977-78	Michelle Johnson	413	18.8
1978-79	Michelle Johnson	419	18.2
1979-80	Michelle Johnson	448	17.9
1980-81	Pat Swanke	455	16.2
1981-82	Mary Manning	394	15.1
1982-83	Mary Manning	309	18.1
1983-84	Theresa Blad	364	14.0
1984-85	Stacey Goss	513	18.3
1985-86	Stacey Goss	545	20.9
1986-87	Amanda Williams	374	14.4
1987-88	Melissa Standley	448	16.6
1988-89	Melissa Standley	454	17.5
1989-90	Melissa Standley	571	20.4
1990-91	Shelley McCombs	380	14.1
1991-92	Shelley McCombs	387	13.8
1992-93	Jennifer Patrick	345	15.0
1993-94	Jennifer Patrick	447	16.6
1994-95	Carrie Loudermilk	332	12.3
1995-96	Becky Bridson	320	12.3
1996-97	Elycia Hall	211	8.1
1997-98	Elycia Hall	358	13.8
1998-99	Megan Thiedeman	298	11.5
1999-00	Mollie Peters	386	13.8
2000-01	Rozalyn Russ	265	9.5
2001-02	Amoy Jackson	294	10.5
2002-03	Shawna Neff	359	12.8
2003-04	Letricia Castillo	335	12.0
2004-05	Alecia Steele	306	10.9
2005-06	Alecia Steele	281	10.0
2006-07	Alecia Steele	350	12.1
2007-08	Alecia Steele	300*	12.0
2008-09	Raimee Beck	386	12.9
2009-10	Raimee Beck	405	13.5
2010-11	Dymond James	356	11.5
2011-12	Alicia Leipprandt	355	12.7

## REBOUNDS

Season	Name	Pts	Avg.
1976-77	Mary Jo Wier	133	16.6
1977-78	Mary Jo Wier	187	8.5
1978-79	Stacy Brodzik	237	9.9
1979-80	Gail Kramer	215	7.9
1980-81	Pat Swanke	221	7.9
1981-82	Mary Manning	252	9.7
1982-83	Theresa Blad	192	8.0
1983-84	Theresa Blad	267	10.2
1984-85	Mary Manning	310	11.5
1985-86	Andrea Caddy	164	6.1
1986-87	Melissa Standley	161	6.2
1987-88	Melissa Standley	188	7.0
1988-89	Melissa Standley	222	8.5
1989-90	Melissa Standley	282	10.1
1990-91	Chris Clausnitzer	166	5.9
1991-92	Chris Clausnitzer	207	7.4
1992-93	Jennifer Patrick	196	8.5
1993-94	Jennifer Patrick	253	9.4
1994-95	Carrie Loudermilk	204	7.6
1995-96	Carrie Barker	171	6.3
1996-97	Carrie Carrow	145	5.6
1997-98	Heather Meyer	129	5.9
1998-99	Mollie Peters	150	5.8
1999-00	Rozalyn Russ	162	5.8
2000-01	Rozalyn Russ	180	6.4
2001-02	Amoy Jackson	141	5.0
2002-03	Briana Thomas	141	5.0
2003-04	Shawna Neff	153	5.5
2004-05	Alecia Steele	184	6.6
2005-06	Alecia Steele	175	6.3
2006-07	Alecia Steele	228	7.9
2007-08	Alecia Steele	178	7.1
2008-09	Kim Kreke	278	9.3
2009-10	Raimee Beck	191	6.4
2010-11	Dymond James	212	6.8
2011-12	Dymond James	151	6.3

\* Pamela Findlay led team in overall points with 311



**MELISSA  
STANDLEY '90**



**ALECIA  
STEELE ('08)**

## FALCON TEAM CAPTAINS

1977	Mary Jo Wier
1978	Diane Moyer
1979	Diane Moyer Michelle Johnson
1980	Diane Moyer Michelle Johnson
1981	Michelle Johnson Pat Swanke
1982	Gail Kramer
1983	Linda Huggler Betsy Kalmeyer
1984	Susan Niemeyer Theresa Blad
1985	Stacey Goss
1986	Stacey Goss Amy Hartfield
1987	Amy Hartfield
1988	Amanda Williams
1989	Ashley Thorpe Heather Knight
1990	Dayl Ragon Melissa Standley Ginger Wallace
1991	Leigh Wilbanks
1992	Cherilyn Hargis Shelley McCombs
1993	Jennifer Van Heertum Kristen Hillery
1994	Jennifer Patrick
1995	Carrie Barker Tami Prasse
1996	Carrie Barker Carrie Loudermilk
1997	Carrie Carrow
1998	Heather Meyer Kallie Quinn
1999	Sara Fortna Julia Karlstad
2000	Mollie Peters Megan Thiedeman
2001	Rozalyn Russ
2002	Samantha Clifton Rozalyn Russ
2003	LaToya Howell Shawna Neff
2004	Amoy Jackson Shawna Neff
2005	Letricia Castillo Jennifer Roesch
2006	Letricia Castillo Andrea Taylor
2007	Letricia Castillo Andrea Taylor
2008	Pamela Findlay Alecia Steele
2009	Brooke Cultra Kim Kreke
2010	Raimee Beck Kathleen Schjodt
2011	Raimee Beck
2012	Jamela Satterfield
2013	Katie Hilbig Dymond James

## ALL-CONFERENCE

### Continental Divide Conference

1983	Mary Beth Kalmeyer, Sr., C
1985	Stacey Goss, Jr., G
1986	Stacey Goss, Sr., G
1987	Amy Hartfield, Sr., G
1987	Reagan Roach, Jr., F
1987	Amanda Williams, Jr., G
1988	Heather Knight, Sr., G
1988	Melissa Standley, So., C
1988	Amanda Williams, Sr., G
1989	Heather Knight, Sr., G
1989	Melissa Standley, Jr., C
1989	Ashley Thorpe, Sr., G
1990	Shelley McCombs, So., F
1990	Melissa Standley, Sr., C (also all-district)

### Colorado Athletic Conference

1991	Kerry Kane, Fr., F
1991	Shelley McCombs, Jr., F
1991	Leigh Wilbanks, Sr., G
1992	Kerry Kane, So., F
1992	Shelley McCombs, Sr., F
1993	Jennifer Patrick, Jr., F
1994	Jennifer Patrick, Sr., F
1995	Carrie Loudermilk, Jr., F
1996	Carrie Barker, Sr., F

### Mountain West Conference

2002	LaToya Howell (HM), Fr., G
2002	Amoy Jackson (HM), So., F
2003	Shawna Neff (HM), Jr., F
2004	Letricia Castillo (HM), Fr., G
2004	Amoy Jackson (HM), Sr., F
2005	Lauren Henderson (HM), Fr., G
2005	Alecia Steele (HM), Fr., F
2006	Alecia Steele (3rd), So., F
2007	Alecia Steele (3rd), Jr., F
2008	Alecia Steele (3rd), Sr., F
2008	Pamela Findlay (HM), Sr., G
2009	Raimee Beck (HM), So., G
2010	Raimee Beck (HM), Jr., G
2012	Dymond James (HM), Jr., F

## ACADEMIC ALL-CONFERENCE

### Continental Divide Conference

1987	Amy Hartfield, Sr., G
1989	Heather Knight, Sr., G
1990	Cherilyn Hargis, So., G

### Colorado Athletic Conference



1991	Cherilyn Hargis, Jr., G
1992	Chris Clausnitzer, Sr., C
1992	Cherilyn Hargis, Sr., G
1993	Kristin Hillery, Sr., G
1995	Jeannie Roellich, Jr., G
1995	Karla Rudert, Sr., F
1995	Tracy Willcox, Sr., C
1996	Carrie Carrow, Jr., C
1996	Kallie Quinn, So., G

### Mountain West Conference

2000	Kylene Grove, Jr., C
2000	Mollie Peters, Sr., F
2000	Rozalyn Russ, So., F
2001	Dorothy Albright, Fr., G
2001	Morgan Bennett, So., G
2001	Rozalyn Russ, Jr., F
2005	Pamela Findlay, Fr., G
2006	Pamela Findlay, So., G
2007	Pamela Findlay, Jr., G
2008	Pamela Findlay, Sr., G
2009	Jenny Bandi, So., F
2009	Kathleen Schjodt, Jr., F
2010	Kelsey Berger, Fr., F
2010	Kathleen Schjodt, Sr., F
2011	Kelsey Berger, So., F
2011	Megan Muniz, So., G

### MWC Scholar-Athlete


2005	Pamela Findlay, Fr., G
2006	Pamela Findlay, So., G
2007	Pamela Findlay, Jr., G
2007	Kathleen Schjodt, Fr., F
2008	Jenny Bandi, Fr., F
2008	Pamela Findlay, Sr., G
2008	Kathleen Schjodt, So., F
2009	Jenny Bandi, So., F
2009	Kathleen Schjodt, Jr., F
2010	Kathleen Schjodt, Sr., F



## TEAM MVPS

Diane Moyer, 1980  
Michelle Johnson, 1981  
Mary Manning, 1982  
Betsy Kalmeyer, 1983  
Theresa Blad, 1984  
Stacey Goss, 1985  
Stacey Goss, 1986  
Amanda Williams, 1987  
Amanda Williams, 1988  
Ashley Thorpe, 1989  
Melissa Standley, 1990  
Leigh Wilbanks, 1991  
Kerry Kane, 1992  
Kristin Hillery, 1993  
Jennifer Patrick, 1994  
Tami Prasse, 1995  
Carrie Barker, 1996

Carrie Carrow, 1997  
Kallie Quinn, 1998  
Julia Karlstad, 1999  
Mollie Peters, 2000  
Rozalyn Russ, 2001  
LaToya Howell, 2002  
Shawna Neff, 2003  
Amoy Jackson, 2004  
Alecia Steele, 2005  
Alecia Steele, 2006  
Alecia Steele, 2007  
Alecia Steele, 2008  
Raimee Beck, 2009  
Raimee Beck, 2010  
Raimee Beck, 2011  
Dymond James, 2012



## SPECIAL AWARDS

### AFA Most Valuable Female Athlete

Shelly McCombs, 1992  
Alecia Steele, 2008

### AFA Scholar-Athlete

Michelle Johnson, 1981  
Mary Manning, 1985  
Amy Hartfield, 1987  
Heather Knight, 1989

### AFA Cadet Wing Commander

Michelle Johnson, 1981

### CoSIDA Academic All-District

Pamela Findlay (second team), 2006  
Pamela Findlay (first team), 2007

### CoSIDA Academic All-American

Michelle Johnson, 1980  
Mary Manning, 1983, '84, '85  
Amy Hartfield, 1987

### CoSIDA Academic Hall of Fame

Michelle Johnson, 1995

### Rhodes Scholar

Michelle Johnson, 1981

### NCAA Postgraduate Scholarship

Mary Manning, 1984-85  
Amy Hartfield, 1986-87

### Air Force Sports Hall of Fame

Michelle Johnson, 2007

## ACADEMIC ALL-AMERICA HALL OF FAME



Only six Academy graduates have ever been inducted into the CoSIDA Academic All-America Hall of Fame—football players Brock Strom ('59), Rich Mayo ('61), Chad Hennings ('88), Chris Howard ('91), baseball player Lance Pilch ('93) and women's basketball superstar Maj. Gen. Michelle Johnson. The Air Force Academy trails only Notre Dame and UCLA (seven each) in the total number of inductees into the Academic Hall of Fame.

A 1981 graduate, Johnson is the Academy's second all-time leading scorer and was the first-ever female Cadet Wing Commander (highest ranking cadet). She later became AFA's first female Rhodes Scholar. She was inducted into the Hall of Fame in 1995 and was a member of the Air Force Sports Hall of Fame inaugural class.

Johnson has served as the Air Force Aide to Presidents George Bush and Bill Clinton, as well as the Deputy Director for Global Effects and the War on Terrorism, Strategic Plans and Policy Directorate (J5), Joint Staff, the Pentagon, Washington, D.C. Johnson is currently Deputy Chief of Staff, Operations and Intelligence, Supreme Headquarters Allied Powers Europe, North Atlantic Treaty Organization, Casteau, Belgium.

Hall of Fame nominees must have been an Academic All-American with a cumulative GPA of 3.00, and be at least 10 years past graduation. Johnson, named the Academy's most outstanding scholar-athlete in 1981, had a 3.91 GPA and was a two-time Academic All-American.

## • A-B •

Albright, Sarah (2002) 00, 01  
 Almedia, Elizabeth (1986) 83  
 Averbuch, Nikol (1995) 92, 93  
 Bandi, Jenny (2011) 08, 09  
 Barker, Carrie (1996) 93, 94, 95, 96  
 Bauer, Brooke (2002) 01, 02  
 Beck, Laura (1997) 94  
 Beck, Raimee (2011) 08, 09, 10, 11  
 Benka, Kathryn (1986) 83  
 Bennett, Morgan (2003) 00, 01, 02  
 Berger, Kelsey (2013) 10, 11  
 Blad, Theresa (1985) 82, 83, 84, 85  
**Blagowsky, Jimi (2015) 12**  
 Blunt, Kaelin (2005) 02  
**Bohannon, Kami (2014) 11, 12**  
 Bowen, Shelby (2000) 99, 00  
 Boyer, Joan (1989) 86  
 Bridson, Becky (1999) 96  
 Brock, Carrie (1993) 90, 91  
 Brodzik, Martha (1983) 80, 81, 82  
 Brodzik, Stacy (1982) 79, 80, 81, 82  
 Brown, Regina (1985) 84  
 Busch, Alyson (2008) 05  
 Butler, Alison (2006) 03

## • C •

Caddy, Andrea (1988) 85, 86  
 Carrow, Carrie (1997) 94, 96, 97  
 Castillo, Letricia (2007) 04, 05, 06, 07  
 Caudill, Kelli (1999) 99  
 Chase, Candice (2011) 08, 09, 10  
 Childress, Janea (2004) 01, 02, 03, 04  
 Clausnitzer, Chris (1992) 89, 90, 91, 92  
 Clifton, Samantha (2002) 99, 00, 01, 02  
 Coates, Kristina (1995) 91, 92  
 Connolly, Amy (1990) 87  
 Crook, Sheryl (1985) 82  
 Cultra, Brooke (2009) 06, 07, 08, 09  
 Cwiakala, Ashley (2007) 04

## • D-E-F •

Dahlstrom, Brittany (2006) 03, 04, 05  
 Davis, Jamie (2008) 05, 06, 07, 08  
 Davis, Tesia (2014) 12  
 Donnelly, Claire (1984) 81  
 Duffy, Margaret (1987) 84, 85, 86, 87  
 Dunn, Tara (2007) 04, 05  
 Dunsworth, Liz (2011) 08, 09, 10  
 Findlay, Pamela (2008) 05, 06, 07, 08  
 Fortna, Sara (1999) 96, 97, 98, 99  
 Fosdick, Kristen (1988) 85, 86

## • G •

Garcia, Debra (1984) 81  
 Gass, Stephanie (1989) 86, 87, 88, 89  
 Gault, Anna (2012) 09, 10  
 Gladysz, Kory (2009) 06, 07, 08  
 Gonzalez, Kira (2012) 10  
 Goss, Nicole (2006) 03  
 Goss, Stacey (1986) 83, 84, 85, 86  
 Griffin, Wendy (1986) 83  
 Griffith, Cindy (1984) 81, 82  
 Gross, Bethany (2013) 10  
 Gross, Emily (2005) 02, 03  
 Grove, Gwen (2005) 02, 03, 04  
 Grove, Kylene (2001) 98, 99, 00

## • H-I •

Hall, Elycia (1999) 96, 97, 98, 99  
 Halterman, Ann Marie (1996) 93, 94, 95  
 Hargis, Cherilyn (1992) 89, 90, 91  
 Harris, Heather (1993) 90  
 Hartfield, Amy (1987) 84, 85, 86, 87  
 Hein, Renae (1999) 96, 97, 98  
 Henderson, Lauren (2008) 05, 06  
 Higginbotham, Dawn (2007) 04, 05, 06, 07  
**Hilbig, Katie (2013) 10, 11, 12**  
 Hilger, Gina (1993) 90  
 Hillery, Kristin (1993) 90, 91, 92, 93  
 Hoeft, K.A. (1986) 82  
 Holman, L.P. (1986) 83  
 Holt, Stephanie (1986) 83  
 Houchen, Bonnie (1980) 76, 77, 78, 79  
 Howell, Latoya (2005) 02, 03  
 Hudson, Shilah (2000) 97  
 Hueman, Melissa (2005) 03, 04  
 Huggler, Linda (1983) 80, 81, 82, 83  
 Hunter, Brenetta (2000) 97, 98, 99, 00  
**Ivey, Michelle (2014) 11, 12**

## • J-K-L •

Jackson, Amoy (2004) 01, 02, 04  
 Jaeschke, Ellen (2008) 05, 06  
**James, Dymond (2013) 10, 11, 12**  
 Jeffery, Forrest (2015) 12  
 Jenkins, Marilyn (1985) 82, 83  
 Johnson, Angela (2015) 12  
 Johnson, Kathy (1980) 77, 78, 79  
 Johnson, Michelle (1981) 78, 79, 80, 81  
 Jones, Chasmine (2009) 06, 07, 08  
 Jones, Tammy (1985) 82, 83  
 Joviak, Betsy (1980) 77, 78, 79, 80  
 Kalmeyer, Betsy (1983) 81, 82, 83  
 Kane, Kerry (1994) 91, 92  
 Karlstad, Julia (1999) 96, 97, 98, 99  
 Knight, Heather (1989) 86, 87, 88, 89  
 Kramer, Gail (1982) 79, 80, 82  
 Kreke, Kim (2009) 06, 07, 08, 09  
 Kuzmich, Megan (1997) 94, 95  
 LaMontagne, Michele (1992) 89  
**Leipprandt, Alicia (2013) 10, 11, 12**  
 Lete, Cynthia (2010) 07, 08  
**Lewis, Lindsey (2015) 12**  
 Logue, Jessica (1999) 96, 97  
 Loudermilk, Carrie (1996) 93, 94, 95, 96  
 Loveland, Lynda (1991) 88  
 Loveless, Dana (2009) 06, 07, 08, 09

## • M-N-O •

Maher, Lauren (2000) 98, 99, 00  
 Manning, Mary (1985) 82, 83, 85  
 Martini, Judith (1982) 79  
 McCombs, Shelley (1992) 89, 90, 91, 92  
 McNeice, Kara (1986) 82, 83  
**Medina, Cherae (2014) 11, 12**  
 Meyer, Heather (1998) 95, 96, 97, 98  
 Mickens, Ashley (2008) 05, 06  
 Moyer, Diane (1980) 77, 78, 79  
 Mueller, Bryanna (2014) 11  
 Muniz, Megan (2013) 10, 11  
 Myers, Ashley (2010) 07, 08  
 Neff, Shawna (2004) 01, 02, 03, 04  
 Niemeyer, Susan (1984) 81, 82, 84  
 Novak, Jacki (2007) 04, 05, 06, 07  
 O'Neil, Megan (2014) 11, 12

## • P-Q-R •

Patrick, Jennifer (1994) 91, 92, 93, 94  
 Payne, Lindsay (2001) 98, 99, 00  
 Peebles, ShaNekia (2002) 00, 01, 02  
 Peters, Mollie (2000) 97, 98, 99, 00  
**Potts, Simonne (2015) 12**  
 Pounds, Dana (2006) 03  
 Prasse, Tami (1995) 92, 93, 94, 95  
 Pritchard, Tracy (1992) 89, 90, 91, 92  
 Puentes, Stevie (2011) 08, 09  
 Purnell-Davis, Nicole (2001) 98  
 Quinn, Kallie (1998) 95, 96, 97, 98  
 Ragon, Dayl (1990) 87, 88, 89, 90  
 Rees, Laurie (2005) 03  
 Roach, Reagan (1988) 85, 86, 87, 88  
 Roellich, Jeannie (1997) 94, 95  
 Roesch, Jennifer (2005) 02, 03, 04, 05  
 Rudert, Karla (1995) 93, 94, 95  
 Russ, Rozalyn (2002) 99, 00, 01, 02

## • S •

Salas, Jacqueline (2014) 12  
 Satterfield, Jamela (2012) 09, 10, 11, 12  
 Scanlon, Evelyn (1984) 81  
 Schjodt, Kathleen (2010) 07, 08, 09, 10  
 Sheehan, Chris (1992) 89  
 Sorrera, Danielle (2013) 10, 11, 12  
 Standley, Melissa (1990) 87, 88, 89, 90  
 Steele, Alecia (2008) 05, 06, 07, 08  
 Steer, Lynn (1985) 82, 83  
 Stephens, Cindy (1988) 85, 86, 87, 88  
 Stevens, K.C. (1996) 93  
 Stillman, Wendy (2003) 00, 01, 02, 03  
 Sullo, Joan (1993) 90  
 Swanke, Patricia (1981) 78, 79, 80, 81

## • T-U-V •

Taylor, Andrea (2007) 04, 05, 06, 07  
 Thiedeman, Megan (2000) 97, 98, 99, 00  
 Thomas, Briana (2006) 03, 04, 05  
**Thompson, Camille (2014) 11, 12**  
 Thorpe, Ashley (1989) 86, 87, 88, 89  
 Timmons, Kelly (1981) 78, 79, 80, 81  
 Tomlinson, Ali (2001) 99, 01, 02  
 Tuell-Silveira, Ana-Paulina (2009) 06  
 Tutt, Danielle (1999) 96, 97  
 Van Heertum, Jennifer (1993) 90, 91, 92, 93  
 Vestal, Michelle (1994) 93, 94  
 Villano, Tracy (1998) 95, 96

## • W-Y •

Wallace, Ginger (1990) 87, 88, 89, 90  
 Weber, Jetta (2006) 03  
 Westfall, Tina (1994) 91  
 Whittingham, Julie (1999) 96, 97  
 Wier, Mary Jo (1980) 77, 78  
 Wilbanks, Leigh (1991) 88, 89, 90, 91  
 Willcox, Tracy (1995) 92, 93, 94, 95  
 Williams, Amanda (1988) 85, 86, 87, 88  
 Williams, Kerri (1982) 79  
 Wilmore, Amber (2012) 09  
**Wilson, Austyn (2013) 10, 11, 12**  
 Wilson, Desiree (2013) 10  
 Yost, Sandra (1981) 78

Year in parentheses is graduation year  
**Bold** indicates current athletes



**MAJ. GEN. MICHELLE JOHNSON**  
**CLASS OF 1981**

- Four-year letterwinner in basketball
- Second all-time in scoring at Air Force with 1,706 career points
- CoSIDA Academic All-American Hall of Fame Inductee
- Has flown the C-141B, T-41C, KC-10A, KC-135R, C5-A, C-17, T-37 and T-38
- Former Air Force aide to the President (for Presidents George Bush and Bill Clinton)
- Deputy Chief of Staff, Operations and Intelligence, Supreme Headquarters Allied Powers Europe, North Atlantic Treaty Organization, Casteau, Belgium

*Since it was founded in 1954, the Air Force Academy has graduated more than 35,000 leaders of character for our nation. After leaving the shadows of the Rocky Mountains, Academy graduates have gone on to become pilots, doctors, astronauts, generals, members of Congress, writers, university administrators, professional athletes and much, much more. A degree from the Air Force Academy has proven to open doors in every career endeavor.*

*Many Air Force Academy women's basketball players have gone on to exemplary careers in the military and civilian sector.*



**LINDA HUGGLER**  
**CLASS OF 1983**

- Four-year letterwinner in basketball.
- Currently an Assistant Athletic Director at the Air Force Academy specializing in NCAA compliance
- Assistant basketball coach at Air Force from 1991-95 and 1998
- Assignments included stints at the Air Force Cost Analysis Agency, Wright-Patterson AFB and Carswell AFB.
- Retired lieutenant colonel



**CAPT. LETRICIA CASTILLO**  
**CLASS OF 2007**

- Four-year basketball letterwinner
- Three-time team captain
- Honorable mention All-MWC as a freshman
- Ranks third in career games played (113) and started (105) at the Academy
- First Division I player at the Academy to reach 1,000 career points—currently ranks third in the Falcons' Division I era and 10th all-time with 1,073 career points
- Currently stationed at Hanscom AFB, Mass., as an acquisitions manager



**CAPT. ALECIA CAMPBELL (STEELE)**  
**CLASS OF 2008**

- Four-year basketball letterwinner
- Air Force Division I era record holder in rebounding
- Ranks second in Falcons' Division I history in scoring
- Led team in both scoring and rebounding for four straight seasons (2005-08)
- Scored 1,237 points and grabbed 765 career rebounds
- Four-time all-MWC selection
- Currently stationed at Maxwell AFB-Gunter Annex, Ala.



**LT. RAIMEE ODUM (BECK)**  
**CLASS OF 2011**

- Four-year basketball letterwinner, three-time team MVP and two-time honorable mention All-MWC selection
- Holds Academy career records for games played (118) and started (118), three-point field goals made (227) and free-throw percentage (.828)
- Falcons' career record-holder (DI) in points (1,386, scoring average (11.7), assists (278) and steals (157)
- Only player in Academy history to rank in the top 10 all-time in career points (fifth), assists (sixth) and rebounds (seventh)
- Currently stationed at Hill AFB, Utah

While the 2010-11 season marks just the 15th year that the Air Force women's basketball team has been competing at the Division I level, the Falcons have a rich history that began in the 1976-77 season. More than three decades have passed since women entered the Academy and jump-started their own intercollegiate athletic program. Some teams have been more successful than others, and women's basketball can be proud of the tradition it has created in the past 30 years.

"Back in the 80s, when we were in the midst of Division II, it was a lot easier for Air Force to be more competitive," said former Falcon coach Marti Gasser, who coached Air Force for 13 years at the Division II level. "Everybody is maxed out on scholarships now for the women's teams, but that wasn't the case 20 years ago. It was easier for us to compete for better players."

The Falcons were competitive almost immediately when women's basketball began competition in 1976. Capt. Dave Schichtle, district coach of the year in 1978, guided the program during its first three years of existence. He led the Falcons to the AIAW regional tournament his second year and to the AIAW National Tournament in his third and final year.

Michelle Johnson, one of the Falcons' top career scorers, led the team to a regional championship in 1980, but the squad lost in the first round of the national playoffs. Her career ended in 1981, but not before becoming the most decorated Falcon basketball player. She was a CoSIDA Academic All-American, an all-tournament selection at the 1979 regional tournament, a Rhodes Scholar and the scholar-athlete of the year for the Academy in 1981. In recognition of her stellar career at the Academy, both on and off the court, Johnson was inducted into the Academic All-American Hall of Fame in 1995.

Success did not end for the Falcons after the Johnson years. Capt. Danny Fowler, the school's third head coach, posted winning records of 17-10 and 18-6 from 1981-83.

The Falcons moved into NCAA competition and the Continental Divide Conference for the 1982-83 season, and not surprisingly, earned a berth in the CDC playoffs their first year.

Gasser heralded in a new era when she became the Falcons' fourth head coach in 1983. Through 13 years in Division II, she had just one losing season -- 1995-96 (13-14). She won at least 13 games every year, and collected five 20-win seasons. In her second season (1984-85), she led the Falcons to their first-ever NCAA playoff berth, losing to Abilene Christian, 82-61, in the first round. The Falcons won 20 games that season behind Falcon greats Theresa Blad (14.0 ppg, 10.2 rpg) and Stacey Goss (67 steals). It marked just the beginning of an outstanding career for Goss, who ranks third all-time in scoring average (16.1 ppg) and first in steals (293). She



Marti Gasser instructing her players during a timeout in 1992. Gasser was the last Division II coach and first Division I coach for the Falcons.

earned all-CDC honors in both her junior and senior seasons.

"There are many differences between the Falcons' time in Division II and now," said Gasser. "Today, it is so much easier to get up for a game and have the energy to compete. There are bigger arenas, bigger crowds, more media. Those things alone create excitement. In Division II we didn't have that. We had to create our own enthusiasm, excitement and rivalries. That took a lot of energy and passion."

Gasser thinks the Falcons may have never had a home court advantage in Division II, due mostly to the lack of attention. Despite that, more winning records blossomed in the 1980s under Gasser, and more than a few of the most famous names in Academy basketball history made their marks.

"Those years, 1989, '90 and '91, were very special," said Gasser. "The players had such a passion for the game—a passion that you don't see every year."

The Academy's standout three-point shooter, Kristin Hillery, was just beginning to emerge in that destiny-filled 1990 season, which was also the final year for standout Melissa Standley. A player who just kept improving every year, Hillery recorded 73 three-pointers in her senior season, then an Academy record, breaking her own single-season record of 40. Hillery notched 152 career three-pointers, a mark that has been reached by just two other Falcons during the Division I era.

In 1990-91, the Falcons won a school-record 23 games, and lost just one game in Colorado Athletic Conference action (the CDC became the CAC after the previous season), but still failed to earn an NCAA playoff berth. The Falcons earned a berth in the Colorado Athletic Conference tournament their final three years in Division II play, but also suffered through Gasser's first losing season in 1995-96.

"We have a lot more to sell now that we are Division I. But, Division I or Division II, regardless of all the bonuses, one thing will always be the same," said Gasser. "The pressure isn't any different. You still want to be a winner, and so do the players."

The final remnants of the Division II era floated away after the 1997-98 season. Seniors Kallie Quinn and Heather Meyer, the last Falcons to play at the Division II level, closed out their careers, while Gasser also left the program. Although there are no longer any physical ties to Division II, the presence of those years will always linger.

The 20 years at Division II were full of unparalleled triumphs, and many of the records that were set may never be broken. Those years are part of the Academy's past, but with them are hundreds of memories to always be treasured.

## DIVISION II...AT A GLANCE

**Seasons:** 20

**Overall Record:** 335-178 (.653)

**Coaches:** Four — Capt. Dave Schichtle (1976-1979); Capt. Chuck Holt (1979-81); Maj. Danny Fowler (1981-83); Marti Gasser (1983-1996)

**Conferences:** Rocky Mountain A.I.A.W. (1977-78); Intermountain Athletic Conference A.I.A.W. (1978-82); Continental Divide Conference (1982-90); Colorado Athletic Conference (1990-96)

**Conference Championships:** Six — Rocky Mountain A.I.A.W. (1977-78); I.A.C. (1978-79 — tie); CDC -- three (1983-84, 1984-85; 1989-90); CAC -- one (1990-91)

**NCAA Regional Tournament Appearances:** Two (1984-85, 1989-90)

**All-CDC Selections:** Eight

**All-CAC Selections:** Eight

**Academic All-CDC:** Three

**Academic All-CAC:** Nine

**All-District:** One

**CoSIDA Academic All-Americans:** Three

**Academic All-America Hall of Fame:** One (Michelle Johnson)



*RAIMEE BECK ('11)*



**RECORD BOOK**

# TEAM RECORDS

## POINTS

Game 130 vs. Incarnate Word, 12/17/88  
\*97 vs. Utah Valley State, 11/23/05  
Season 2,184 (28 games), 1989-90  
\*1,883 (31 games), 2010-11

## FIELD GOALS MADE

Game 53 vs. Regis, 12/12/77  
\*32 vs. Utah Valley State, 11/23/05; vs. Weber State, 11/25/05  
Season 865 (27 games), 1987-88  
\*680 (31 games), 2010-11

## FIELD GOALS ATTEMPTED

Game 103 vs. Regis, 12/12/77  
\*71, three times, last vs. Western State, 12/31/05  
Season 2,015 (28 games), 1989-90  
\*1,694 (31 games), 2010-11

## FIELD GOAL PERCENTAGE

Game .684 (52-76) vs. Colorado School of Mines, 12/1/87  
\*.592 (29-49) vs. San Diego State, 2/8/06  
Season .505 (865-1714), 1987-88  
\*.401 (680-1694), 2010-11

## FREE THROWS MADE

Game \*38 vs. Colorado State, 2/27/99  
Season 497, 1991-92  
\*446, 2011-12

## FREE THROWS ATTEMPTED

Game \*55 vs. Texas-Pan American, 11/23/97  
Season 692, 1991-92  
\*651, 2011-12

## FREE THROW PERCENTAGE

Game \*1.000 (16-16) vs. Panhandle State, 11/25/97  
Season \*.765 (439-574), 2001-02

## 3PT FIELD GOALS MADE

Game \*14 vs. St. Joseph's, 12/28/99  
Season \*198 (28 games), 1999-00

## 3PT FIELD GOALS ATTEMPTED

Game \*33 vs. Colorado State, 1/26/00  
Season \*661 (28 games), 1999-00

## 3PT FIELD GOAL PERCENTAGE

Game (min. 10 att.) \*72.7 (8-11) vs. Regis, 1/8/05  
Season .379 (44-116), 1990-91  
\*.355 (133-375), 2010-11

## REBOUNDS

Game 86 vs. New Mexico Highlands, 2/11/78  
\*71 vs. Texas Pan American, 11/23/97  
Season 1,348 (28 games), 1984-85  
\*1,113 (30 games), 2011-12

## ASSISTS

Game 30 vs. Northern Colorado, 1/17/86  
\*25 vs. UNLV, 2/16/11  
Season 509, 1985-86  
\*419, 2010-11

## STEALS

Game 45 vs. Metro State, 2/13/90  
\*20, several times  
Season 386, 1984-85  
\*319, 2001-02

\* Denotes Division I record

## MISCELLANEOUS RECORDS

### GAME

**Fewest Points:** 28 at San Diego State, 1/7/09  
**Most Points, 1st Half:** 63 vs. Incarnate Word, 12/17/88  
**Fewest Points, 1st Half:** 6 vs. BYU, 2/8/07  
**Most Points, 2nd Half:** 67 vs. Incarnate Word, 12/17/88  
**Fewest Points, 2nd Half:** 6 vs. Navy, 1/2/01  
**Largest Victory Margin:** 88 -- AF (110) vs. Regis (22), 12/12/77  
**Largest Defeat Margin:** 65 -- AFA (32) vs. CSU (97), 1/28/99  
**Worst FG Percentage:** .173 at TCU (9-52), 2/22/12  
**Fewest FGs Att.:** 34 vs. BYU, 3/7/09  
**Fewest FGs Made:** 8 at San Diego State, 1/7/09  
**Fewest FTs Att.:** 2 vs. CSU, 2/23/82; vs. Hawaii, 1/9/96; vs. Navy, 12/22/09; vs. Utah, 3/9/11  
**Worst FT Pct:** .000 (0-2) vs. CSU, 2/23/82; vs. Hawaii, 1/9/96  
**Most Combined FTs Made:** 58 vs. Colorado State, 2/27/99  
**Most Combined FTs Att.:** 88 vs. Cal State Fullerton, 11/19/00  
**Most Combined 3-Pt Att.:** 62 vs. Colorado State, 1/26/00 (AF 33, CSU 29)  
**Most Opp. Points:** 120 by Alaska-Anchorage, 2/18/89  
**Fewest Opp. Points:** 20 by Santa Fe (AF 90, SF 20), 2/15/79  
**Most Opp. Points, 1st Half:** 61 by Alaska-Anchorage, 2/18/89  
**Fewest Opp. Points, 1st Half:** 8 by Oberlin, 1/9/79; **8 by Texas State, 12/4/10**  
**Most Opp. Points, 2nd Half:** 67 by Denver, 2/14/89  
**Fewest Opp. Points, 2nd Half:** 10 by Santa Fe, 2/15/79  
**Most Combined Points:** 206, Merrimack (104) vs. AF (102), 12/30/95  
**Fewest Combined Points:** 73, AF (31) vs. BYU (42), 3/7/09  
**Most Combined Points, 1st Half:** 99, AF (63) vs. Incarnate Word (36), 12/17/88  
**Fewest Combined Points, 1st Half:** 33, AF (20) vs. Metro State (13), 1/22/77  
**Fewest Combined Points, 2nd Half:** 32, twice, most recent, AF (15) vs. BYU (17), 3/7/09

### SEASON

**Best Record:** 20-2 (.909), 1987  
**Worst Record:** 3-27 (.100), 2009-10  
**Fewest Points:** 1,405 (28 games), 2000-01  
**Scoring Average:** 79.1 (2,135 points, 27 games), 1987-88  
**Lowest Scoring Average:** 48.4 (1,452 points, 30 games), 2008-09  
**Best Defensive Average:** 47.5, 1977-78  
**Scoring Margin:** +24.6 points (72.1-47.5), 1977-78  
**Fewest Points Allowed:** 1,045 (22 games), 1977-78  
**Worst Defensive Average:** 77.1 (28 games), 1999-00  
**Most Points Allowed:** 2,174 (31 games), 2010-11  
**Fewest Field Goals Attempted:** 1,298 (26 games), 2000-01  
**Fewest Field Goals Made:** 448 (26 games), 1998-99  
**Worst FG Percentage:** .325 (30 games, 504-1553), 2008-09  
**Fewest Free Throws Made:** 284, 2009-10  
**Fewest Free Throws Attempted:** 418, 2009-10  
**Worst Free Throw Percentage:** .586 (321-548), 1981-82  
**Most Blocks:** 116, 1984-85 (D-I: 80, 2004-05)  
**Fewest Rebounds:** 751 (28 games), 2000-01  
**Longest Winning Streak:** 14 games, 1977-78  
**Consecutive Home Wins, Season:** 10, 1977-78, 1982-83, 1990-91  
**Consecutive Home Wins, All-Time:** 19, 1977-79  
**Longest Losing Streak (one season):** 19, 2003-04

*Season records do not include the 1976-77 season, when only eight games were played.*

## ALL-TIME INDIVIDUAL RECORDS

### POINTS

Game 43, Stacey Goss vs. Adams State, 12/6/85  
 Season 571, Melissa Standley, 1989-90  
 Career 1,738, Melissa Standley, 1986-90

### SCORING AVERAGE

Season 20.4, Melissa Standley, 1989-90  
 Career 17.6, Michelle Johnson, 1977-81

### FIELD GOALS MADE

Game 16, Stacey Goss vs. Adams State, 12/6/85  
 Season 216, Stacey Goss, 1985-86  
 Career 689, Michelle Johnson, 1977-81

### FIELD GOALS ATTEMPTED

Game 31, Michelle Johnson vs. Denver, 2/19/80  
 Season 460, Stacey Goss, 1984-85  
 Career 1,582, Michelle Johnson, 1977-81

### FIELD GOAL PERCENTAGE

Game (*min. 6 att.*) \*1.000, four times, last by Dawn Higginbotham (6-6) vs. Weber State, 11/25/05  
 Season (*min. 100 att.*) .606 (129-213), Raegan Roach, 1986-87  
 Career (*min. 200 made*) .542 (292-539), Raegan Roach, 1984-88

\* - denotes Division I era record

### FREE THROWS MADE

Game \*17, LaToya Howell vs. Minnesota, 11/30/02  
 Season 165, Melissa Standley, 1989-90  
 Career 460, Melissa Standley, 1986-90

### FREE THROWS ATTEMPTED

Game \*21, Rozalyn Russ vs. Cal State Fullerton, 11/19/00  
 Season 242, Melissa Standley, 1989-90  
 Career 667, Melissa Standley, 1986-90

### FREE THROW PERCENTAGE

Game (*min. 10 att.*) \*1.000, eight times, last by Raimee Beck (10-10) vs. UNLV, 2/16/11  
 Season (*min. 50 made*) \*.897 (52-58), Pamela Findlay, 2006-07  
 Career (*min. 150 att.*) \*.828 (207-250), Raimee Beck, 2007-11

### 3PT FIELD GOALS MADE

Game \*8, three times, last by Raimee Beck vs. North Carolina Central, 12/5/08  
 Season \*82, Megan Thiedeman, 1999-00  
 Career \*227, Raimee Beck, 2007-11

### 3PT FIELD GOALS ATTEMPTED

Game \*15, Megan Thiedeman vs. Army, 11/23/99  
 Season \*247, Megan Thiedeman, 1999-00  
 Career \*663, Raimee Beck, 2007-11

### 3PT FIELD GOAL PERCENTAGE

Game (*min. 8 att.*) \*1.000, Raimee Beck (8-8) vs. North Carolina Central, 12/5/08  
 Season (*min. 50 att.*) .486 (35-72), Kristin Hillery, 1990-91  
 Career (*min. 100 att.*) \*.400 (56-140), Kelsey Berger, 2009-11

### REBOUNDS

Game 31, Mary Jo Wier vs. N.M. Highlands, 2/11/77  
 Season 307, Mary Manning, 1984-85  
 Career 853, Melissa Standley, 1986-90

### ASSISTS

Game 16, Stacey Goss vs. Northern Colorado, 1/17/86  
 Season 191, Stacey Goss, 1984-85  
 Career 514, Stacey Goss, 1983-86

### STEALS

Game 10, Stacey Goss vs. Colorado College, 1/17/84  
 Season 108, Stacey Goss, 1984-85  
 Career 293, Stacey Goss, 1983-86

### BLOCKS

Game 8, Suzanne Holt vs. Southern Colorado, 12/1/82  
 Season 59, Mary Manning, 1984-85  
 Career 122, Mary Manning, 1981-85

## DIVISION I ERA INDIVIDUAL RECORDS

### POINTS

Game 38, LaToya Howell vs. Minnesota, 11/30/02; Megan Thiedeman vs. Lafayette, 12/4/99  
 Season 405, Raimee Beck, 2009-10  
 Career 1,386, Raimee Beck, 2007-11

### SCORING AVERAGE

Season 17.4, LaToya Howell (17 games), 2002-03  
 Career 11.7, Raimee Beck, 2007-11

### FIELD GOALS MADE

Game 13, Megan Thiedeman vs. Lafayette, 12/4/99  
 Season 145, Raimee Beck, 2009-10  
 Career 482, Alecia Steele, 2004-08

### FIELD GOALS ATTEMPTED

Game 25, Alicia Leipprandt at Navy, 11/28/11; Alicia Leipprandt at Texas State, 11/21/11  
 Season 393, Raimee Beck, 2009-10  
 Career 1,306, Raimee Beck, 2007-11

### FIELD GOAL PERCENTAGE

Game (*min. 6 att.*) 1.000, four times, last by Dawn Higginbotham (6-6) vs. Weber State, 11/25/05  
 Season (*min. 100 att.*) .489 (66-135), Briana Thomas, 2002-03  
 Career (*min. 200 made*) .423 (354-829), Pamela Findlay, 2004-08

### FREE THROWS MADE

Game 17, LaToya Howell vs. Minnesota, 11/30/02  
 Season 120, Rozalyn Russ, 1999-00  
 Career 319, Rozalyn Russ, 1998-02

### FREE THROWS ATTEMPTED

Game 21, Rozalyn Russ vs. Cal State Fullerton, 11/19/00  
 Season 165, Rozalyn Russ, 1999-00  
 Career 420, Rozalyn Russ, 1998-02

### FREE THROW PERCENTAGE

Game (*min. 10 att.*) 1.000, eight times, last by Raimee Beck (10-10) vs. UNLV, 2/16/11  
 Season (*min. 50 made*) .897 (52-58), Pamela Findlay, 2006-07  
 Career (*min. 150 att.*) .828 (207-250), Raimee Beck, 2007-11

### 3PT FIELD GOALS MADE

Game 8, three times, last by Raimee Beck vs. North Carolina Central, 12/5/08  
 Season 82, Megan Thiedeman, 1999-00  
 Career 227, Raimee Beck, 2007-11

### 3PT FIELD GOALS ATTEMPTED

Game 15, Megan Thiedeman vs. Army, 11/23/99  
 Season 247, Megan Thiedeman, 1999-00  
 Career 663, Raimee Beck, 2007-11

### 3PT FIELD GOAL PERCENTAGE

Game (*min. 8 att.*) 1.000, Raimee Beck (8-8) vs. North Carolina Central, 12/5/08  
 Season (*min. 50 att.*) .424 (25-59), Pamela Findlay, 2004-05  
 Career (*min. 100 att.*) .400 (56-140), Kelsey Berger, 2009-11

### REBOUNDS

Game 19, Kim Kreke vs. UMKC, 12/22/08; Kim Kreke vs. Wisconsin-Milwaukee, 11/22/08  
 Season 278, Kim Kreke, 2008-09  
 Career 765, Alecia Steele, 2004-08

### ASSISTS

Game 15, LaToya Howell vs. UNLV, 1/30/03  
 Season 119, LaToya Howell, 2002-03  
 Career 278, Raimee Beck, 2007-11

### STEALS

Game 8, LaToya Howell vs. UNLV, 2/23/02  
 Season 90, LaToya Howell, 2001-02  
 Career 157, Raimee Beck, 2007-11

### BLOCKS

Game 5, four times, last by Ellen Jaeschke vs. San Diego State, 1/7/06  
 Season 43, Kim Kreke, 2008-09  
 Career 95, Kim Kreke, 2005-09

*Bold indicates current player*

# SEASON RECORDS

## POINTS

1.	571, Melissa Standley	1989-90
2.	545, Stacey Goss	1985-86
3.	513, Stacey Goss	1984-85
4.	455, Pat Swanke	1980-81
5.	454, Melissa Standley	1988-89
6.	448, Melissa Standley	1987-88
	448, Michelle Johnson	1979-80
8.	447, Jennifer Patrick	1993-94
9.	426, Michelle Johnson	1980-81
10.	419, Michelle Johnson	1978-79
	*405, Raimee Beck	2009-10

## SCORING AVERAGE

1.	20.4, Melissa Standley	1989-90
2.	20.2, Stacey Goss	1985-86
3.	18.8, Michelle Johnson	1977-78
4.	18.3, Stacey Goss	1984-85
5.	18.2, Michelle Johnson	1978-79
	18.2, Mary Manning	1982-83
7.	17.9, Michelle Johnson	1979-80
8.	17.5, Melissa Standley	1988-89
9.	*17.4, LaToya Howell	2002-03
10.	16.6, Jennifer Patrick	1993-94
	16.6, Melissa Standley	1987-88

## FIELD GOALS MADE

1.	216, Stacey Goss	1985-86
2.	215, Stacey Goss	1984-85
3.	203, Melissa Standley	1989-90
4.	181, Melissa Standley	1987-88
5.	176, Amanda Williams	1985-86
	176, Michelle Johnson	1980-81
7.	175, Michelle Johnson	1979-80
8.	173, Pat Swanke	1980-81
9.	171, Mary Manning	1981-82
10.	170, Michelle Johnson	1977-78
	*145, Raimee Beck	2009-10

## FIELD GOAL ATTEMPTS

1.	460, Stacey Goss	1984-85
2.	453, Stacey Goss	1985-86
3.	450, Michelle Johnson	1979-80
4.	436, Pat Swanke	1980-81
5.	430, Michelle Johnson	1980-81
6.	422, Melissa Standley	1989-90
7.	415, Pat Swanke	1979-80
8.	*393, Raimee Beck	2009-10
9.	382, Raimee Beck	2008-09
10.	373, Mary Manning	1981-82

## FIELD GOAL PERCENTAGE

(min. 100 attempts)

1.	.606, Raegan Roach (129-213)	1987-88
2.	.552, Ashley Thorpe (95-172)	1986-87
3.	.548, Melissa Standley (181-330)	1987-88
4.	.546, Denise Hayes (59-108)	1978-79
5.	.540, Ashley Thorpe (154-285)	1988-89
6.	.538, Ashley Thorpe (134-249)	1987-88
7.	.525, Cindy Stephens (83-158)	1985-86
8.	.512, Theresa Blad (105-205)	1984-85
9.	.509, Amy Hartfield (138-271)	1985-86
10.	.508, Melissa Standley (163-321)	1988-89
	*.489, Briana Thomas (66-135)	2002-03

## 3-POINT FGS MADE

1.	*82, Megan Thiedeman	1999-00
2.	73, Kristin Hillery	1992-93
3.	72, Raimee Beck	2008-09
4.	54, Raimee Beck	2010-11
5.	53, Raimee Beck	2009-10
	53, Megan Thiedeman	1998-99
7.	52, Shawna Neff	2002-03
8.	48, Raimee Beck	2007-08
9.	41, Elycia Hall	1998-99
10.	40, Kristin Hillery	1991-92
	40, Ann Marie Halterman	1993-94

## 3-POINT FG ATTEMPTS

1.	*247, Megan Thiedeman	1999-00
2.	204, Kristin Hillery	1992-93
3.	188, Raimee Beck	2008-09
4.	175, Raimee Beck	2009-10
5.	167, Megan Thiedeman	1998-99
6.	160, Raimee Beck	2010-11
7.	140, Raimee Beck	2007-08
8.	139, Elycia Hall	1998-99
9.	136, Morgan Bennett	2000-01
10.	130, Julia Karlstad	1997-98

## 3-POINT FG PERCENTAGE

(min. 50 attempts)

1.	.486, Kristin Hillery (35-72)	1990-91
2.	.448, Tracy Villano (30-67)	1994-95
3.	*.424, Pamela Findlay (25-59)	2004-05
4.	.424, Pamela Findlay (36-85)	2005-06
5.	.420, Kelsey Berger (29-69)	2009-10
6.	.416, Shawna Neff (52-125)	2002-03
7.	.402, Becky Bridson (33-82)	1995-96
8.	.392, Pamela Findlay (31-79)	2007-08
9.	.391, Rozalyn Russ (27-69)	2000-01
10.	.388, Morgan Bennett (26-67)	1999-00

## FREE THROWS MADE

1.	165, Melissa Standley	1989-90
2.	128, Melissa Standley	1988-89
3.	*120, Rozalyn Russ	1999-00
4.	114, Theresa Blad	1983-84
5.	113, Stacey Goss	1985-86
6.	110, LaToya Howell	2002-03
7.	109, Pat Swanke	1980-81
8.	107, Jennifer Patrick	1993-94
9.	<b>106, Dymond James</b>	<b>2011-12</b>
10.	102, Theresa Blad	1982-83

## FREE THROW ATTEMPTS

1.	242, Melissa Standley	1989-90
2.	183, Melissa Standley	1988-89
3.	166, Theresa Blad	1983-84
4.	*165, Rozalyn Russ	1999-00
5.	149, Stacey Goss	1984-85
6.	147, Stacey Goss	1985-86
7.	144, Jennifer Patrick	1993-94
8.	143, Theresa Blad	1982-83
9.	142, Pat Swanke	1980-81
10.	138, Michelle Johnson	1979-80
	138, Carrie Loudermilk	1994-95
	138, LaToya Howell	2002-03

## FREE THROW PERCENTAGE

(min. 50 made)

1.	*.897, Pamela Findlay (52-58)	2006-07
2.	.875, Pamela Findlay (56-64)	2007-08
3.	.871, Raimee Beck (54-62)	2008-09
4.	.843, LaToya Howell (75-89)	2001-02
5.	.837, Brooke Cultra (82-98)	2008-09
6.	.836, Raimee Beck (56-67)	2010-11
7.	.827, Raimee Beck (62-75)	2009-10
8.	.825, Tracy Pritchard (94-114)	1990-91
9.	.824, Ashley Thorpe (56-68)	1987-88
10.	.822, Kerry Kane (74-90)	1990-91

## REBOUNDS

1.	307, Mary Manning	1984-85
2.	282, Melissa Standley	1989-90
3.	*278, Kim Kreke	2008-09
4.	267, Theresa Blad	1983-84
5.	253, Jennifer Patrick	1993-94
6.	252, Mary Manning	1981-82
7.	237, Stacey Brodzik	1978-79
8.	228, Alecia Steele	2006-07
9.	222, Melissa Standley	1988-89
10.	221, Pat Swanke	1980-81

## ASSISTS

1.	191, Stacey Goss	1985-86
2.	190, Leigh Wilbanks	1990-91
3.	173, Amanda Williams	1986-87
4.	153, Stacey Goss	1984-85
5.	142, Kallie Quinn	1994-95
6.	134, Amanda Williams	1987-88
7.	131, Dayl Ragon	1989-90
8.	126, Leigh Wilbanks	1989-90
9.	*119, LaToya Howell	2002-03
10.	116, Megan Muniz	2010-11

## STEALS

1.	108, Stacey Goss	1984-85
2.	106, Dayl Ragon	1989-90
3.	*90, LaToya Howell	2001-02
4.	87, Leigh Wilbanks	1990-91
5.	77, Kristin Hillery	1991-92
6.	74, Stacey Goss	1985-86
7.	72, Leigh Wilbanks	1989-90
8.	69, Kerry Kane	1991-92
9.	67, Stacey Goss	1983-84
	67, Ashley Thorpe	1988-89

## BLOCKS

1.	59, Mary Manning	1984-85
2.	*43, Kim Kreke	2008-09
3.	38, Megan O'Neil	2011-12
4.	34, Mary Manning	1982-83
5.	31, Kim Kreke	2007-08
	31, Leigh Wilbanks	1989-90
	31, Leigh Wilbanks	1990-91
8.	30, Ellen Jaeschke	2005-06
9.	29, Brooke Cultra	2007-08
	29, Mary Manning	1981-82

*Bold denotes current player*

*\* Denotes Division I record*

## POINTS

1.	405, Raimee Beck	2009-10
2.	386, Raimee Beck	2008-09
	386, Mollie Peters	1999-00
4.	359, Shawna Neff	2002-03
5.	358, Megan Thiedeman	1999-00
	358, Elycia Hall	1997-98
7.	<b>356, Dymond James</b>	<b>2010-11</b>
8.	<b>355, Alicia Leipprandt</b>	<b>2011-12</b>
9.	350, Alecia Steele	2006-07
10.	342, Raimee Beck	2010-11

## SCORING AVERAGE

1.	17.4, LaToya Howell	2002-03
2.	13.8, Mollie Peters	1999-00
	13.8, Elycia Hall	1997-98
4.	13.5, Raimee Beck	2009-10
5.	12.9, Raimee Beck	2008-09
6.	12.8, Shawna Neff	2002-03
	12.8, Megan Thiedeman	1999-00
8.	<b>12.7, Alicia Leipprandt</b>	<b>2011-12</b>
9.	<b>12.4, Dymond James</b>	<b>2011-12</b>
10.	12.1, Alecia Steele	2006-07

## FIELD GOALS MADE

1.	145, Raimee Beck	2009-10
2.	144, Alecia Steele	2006-07
3.	<b>140, Dymond James</b>	<b>2010-11</b>
4.	<b>135, Alicia Leipprandt</b>	<b>2011-12</b>
5.	134, Mollie Peters	1999-00
6.	130, Raimee Beck	2008-09
7.	129, Letricia Castillo	2003-04
8.	127, Shawna Neff	2002-03
9.	120, Alecia Steele	2007-08
10.	117, Elycia Hall	1997-98

## FIELD GOAL ATTEMPTS

1.	393, Raimee Beck	2009-10
2.	382, Raimee Beck	2008-09
3.	<b>364, Alicia Leipprandt</b>	<b>2011-12</b>
4.	346, Megan Thiedeman	1999-00
5.	345, Elycia Hall	1997-98
6.	344, Mollie Peters	1999-00
7.	343, Letricia Castillo	2003-04
8.	327, Shawn Neff	2002-03
9.	326, Kim Kreke	2008-09
10.	324, Alecia Steele	2006-07

## FIELD GOAL PERCENTAGE

*(min. 100 attempts)*

1.	.489, Briana Thomas (66-135)	2002-03
2.	.474, Carrie Carrow (83-175)	1996-97
3.	.459, Heather Meyer (78-170)	1996-97
4.	.455, Pamela Findlay (102-224)	2005-06
5.	.453, Ellen Jaeschke (58-128)	2004-05
6.	.444, Alecia Steele (144-324)	2006-07
7.	<b>.439, Dymond James (140-319)</b>	<b>2010-11</b>
8.	<b>.430, Dymond James (46-107)</b>	<b>2009-10</b>
9.	.429, Rozalyn Russ (70-163)	2000-01
10.	.426, Pamela Findlay (112-263)	2007-08

## 3-POINT FGS MADE

1.	82, Megan Thiedeman	1999-00
2.	72, Raimee Beck	2008-09
3.	54, Raimee Beck	2010-11
4.	53, Raimee Beck	2009-10
	53, Megan Thiedeman	1998-99
6.	52, Shawna Neff	2002-03
7.	48, Raimee Beck	2007-08
8.	41, Elycia Hall	1998-99
9.	39, Julia Karlstad	1997-98
10.	37, Morgan Bennett	2000-01
	37, Elycia Hall	1997-98
	37, Morgan Bennett	2000-01

## 3-POINT FG ATTEMPTS

1.	247, Megan Thiedeman	1999-00
2.	188, Raimee Beck	2008-09
3.	175, Raimee Beck	2009-10
4.	167, Megan Thiedeman	1998-99
5.	160, Raimee Beck	2010-11
6.	140, Raimee Beck	2007-08
7.	139, Elycia Hall	1998-99
8.	136, Morgan Bennett	2000-01
9.	130, Julia Karlstad	1997-98
10.	125, Shawna Neff	2002-03

## 3-POINT FG PERCENTAGE

*(min. 50 attempts)*

1.	.424, Pamela Findlay (25-59)	2004-05
2.	.424, Pamela Findlay (36-85)	2005-06
3.	.420, Kelsey Berger (29-69)	2009-10
4.	.416, Shawna Neff (52-125)	2002-03
5.	.392, Pamela Findlay (31-79)	2007-08
6.	.391, Rozalyn Russ (27-69)	2000-01
7.	.388, Morgan Bennett (26-67)	1999-00
8.	.383, Raimee Beck (72-188)	2008-09
9.	.383, Shawna Neff (31-81)	2000-01
10.	.380, Kelsey Berger (27-71)	2010-11

## FREE THROWS MADE

1.	120, Rozalyn Russ	1999-00
2.	110, LaToya Howell	2002-03
3.	<b>106, Dymond James</b>	<b>2011-12</b>
4.	100, Amoy Jackson	2001-02
5.	98, Alecia Steele	2004-05
	98, Rozalyn Russ	2000-01
7.	87, Elycia Hall	1997-98
8.	83, Mollie Peters	1999-00
9.	<b>82, Alicia Leipprandt</b>	<b>2011-12</b>
	82, Brooke Cultra	2008-09

## FREE THROW ATTEMPTS

1.	165, Rozalyn Russ	1999-00
2.	138, LaToya Howell	2002-03
3.	<b>134, Dymond James</b>	<b>2011-12</b>
4.	133, Mollie Peters	1999-00
5.	132, Rozalyn Russ	2000-01
6.	131, Alecia Steele	2004-05
	131, Amoy Jackson	2001-02
8.	119, Elycia Hall	1997-98
	119, Elycia Hall	1998-99
10.	<b>112, Alicia Leipprandt</b>	<b>2011-12</b>

## FREE THROW PERCENTAGE

*(min. 50 made)*

1.	.897, Pamela Findlay (52-58)	2006-07
2.	.875, Pamela Findlay (56-64)	2007-08
3.	.871, Raimee Beck (54-62)	2008-09
4.	.843, LaToya Howell (75-89)	2001-02
5.	.837, Brooke Cultra (84-98)	2008-09
6.	.836, Raimee Beck (56-67)	2010-11
7.	.827, Raimee Beck (62-75)	2009-10
8.	.803, Shawna Neff (53-66)	2002-03
9.	.797, LaToya Howell (110-138)	2002-03
10.	.795, Rozalyn Russ (62-78)	1998-99

## REBOUNDS

1.	278, Kim Kreke	2008-09
2.	228, Alecia Steele	2006-07
3.	<b>212, Dymond James</b>	<b>2010-11</b>
4.	184, Alecia Steele	2004-05
5.	180, Rozalyn Russ	2000-01
6.	178, Alecia Steele	2007-08
7.	175, Alecia Steele	2005-06
8.	174, Brooke Cultra	2008-09
9.	169, Raimee Beck	2008-09
10.	162, Rozalyn Russ	1999-00

## ASSISTS

1.	119, LaToya Howell	2002-03
2.	116, Megan Muniz	2010-11
3.	111, Lauren Henderson	2004-05
4.	110, Kallie Quinn	1997-98
5.	109, LaToya Howell	2001-02
6.	106, Anna Gault	2009-10
7.	99, Anna Gault	2008-09
8.	74, Brooke Cultra	2007-08
9.	72, Jennifer Roesch	2003-04
10.	71, Raimee Beck	2009-10

## STEALS

1.	90, LaToya Howell	2001-02
2.	60, Shanekia Peebles	2000-01
3.	55, LaToya Howell	2002-03
4.	48, Megan Thiedeman	1999-00
5.	47, Shawna Neff	2002-03
6.	<b>46, Alicia Leipprandt</b>	<b>2011-12</b>
7.	45, Jamie Davis	2005-06
8.	44, Jamela Satterfield	2010-11
	44, Megan Thiedeman	1998-99
10.	43, Anna Gault	2009-10
	43, Morgan Bennett	1999-00

## BLOCKS

1.	43, Kim Kreke	2008-09
2.	38, Megan O'Neil	2011-12
3.	31, Kim Kreke	2007-08
4.	30, Ellen Jaeschke	2005-06
5.	29, Brooke Cultra	2007-08
6.	27, Carrie Carrow	1996-97
7.	26, Ellen Jaeschke	2004-05
8.	20, Pamela Findlay	2007-08
9.	17, Megan O'Neil	2010-11
	17, Kim Kreke	2006-07

*Bold denotes current player*

## GAMES PLAYED

1.	*119, Jamela Satterfield	2008-12
2.	118, Raimee Beck	2007-11
3.	114, Pamela Findlay	2004-08
4.	113, Letricia Castillo	2003-07
5.	112, Brooke Cultra	2005-09
	112, Shawna Neff	2000-04
7.	111, Dawn Higginbotham	2003-07
8.	110, Alecia Steele	2004-08
	110, Shelley McCombs	1988-92
	110, Chris Clausnitzer	1988-92

## GAMES STARTED

1.	*118, Raimee Beck	2007-11
2.	107, Alecia Steele	2004-08
3.	105, Letricia Castillo	2003-07
4.	103, Melissa Standley	1986-90
5.	100, Amanda Williams	1984-88
6.	95, Kallie Quinn	1994-98
	95, Stacey Goss	1982-86
8.	92, Amy Hartfield	1983-87
9.	85, Pamela Findlay	2004-08
	85, Julia Karlstad	1995-99

## SCORING AVERAGE

(min. 50 games played)

1.	17.6, Michelle Johnson	1977-81
2.	16.2, Melissa Standley	1986-90
3.	15.9, Stacey Goss	1983-86
4.	14.3, Pat Swanke	1977-81
5.	14.0, Mary Manning	1981-83, 85
6.	12.9, Amanda Williams	1985-89
7.	11.9, Kerry Kane	1990-92
8.	*11.7, Raimee Beck	2007-11
9.	11.7, Sue Niemeyer	1980-84
10.	11.2, Alecia Steele	2004-08

## FIELD GOALS MADE

1.	689, Michelle Johnson	1977-81
2.	678, Stacey Goss	1983-86
3.	639, Melissa Standley	1986-90
4.	579, Pat Swanke	1977-81
5.	565, Amanda Williams	1985-89
6.	*482, Alecia Steele	2004-08
7.	476, Raimee Beck	2007-11
8.	469, Shelley McCombs	1988-92
9.	425, Jennifer Patrick	1991-94
10.	421, Mary Manning	1981-83, 85

## FIELD GOAL ATTEMPTS

1.	1582, Michelle Johnson	1977-81
2.	1531, Stacey Goss	1983-86
3.	1393, Pat Swanke	1977-81
4.	*1306, Raimee Beck	2007-11
5.	1274, Melissa Standley	1986-90
6.	1198, Amanda Williams	1985-88
7.	1172, Alecia Steele	2004-08
8.	1129, Letricia Castillo	2003-07
9.	988, Shelley McCombs	1988-92
10.	966, Shawna Neff	2000-04

## FIELD GOAL PERCENTAGE

(min. 200 made)

1.	.542, Raegan Roach (292-539)	1984-88
2.	.538, Ashley Thorpe (394-732)	1985-89
3.	.518, Cindy Stephens (248-479)	1984-88
4.	.502, Melissa Standley (639-1274)	1986-90
5.	.478, Mary Manning (421-881)	1981-83, 85
6.	.475, Shelley McCombs (469-988)	1988-92
7.	.472, Theresa Blad (365-773)	1981-85
	.472, Amanda Williams (565-1198)	1985-88
9.	.468, Jennifer Patrick (425-908)	1990-94
10.	.462, Carrie Loudermilk (276-598)	1992-96
	*.423, Pamela Findlay (341-829)	2004-08

## 3-POINT FGS MADE

1.	*227, Raimee Beck	2007-11
2.	173, Megan Thiedeman	1996-2000
3.	152, Kristin Hillery	1989-93
4.	139, Shawna Neff	2000-04
5.	128, Letricia Castillo	2003-07
6.	122, Julia Karlstad	1995-99
7.	112, Pamela Findlay	2004-08
8.	90, Elycia Hall	1995-99
9.	74, Ann Marie Halterman	1992-95
10.	73, Morgan Bennett	1999-2002

## 3-POINT FG ATTEMPTS

1.	*663, Raimee Beck	2007-11
2.	543, Megan Thiedeman	1996-00
3.	437, Julia Karlstad	1995-99
4.	431, Letricia Castillo	2003-07
5.	416, Shawna Neff	2000-04
6.	403, Kristin Hillery	1989-93
7.	319, Elycia Hall	1995-99
8.	297, Pamela Findlay	2004-08
9.	272, Jennifer Roesch	2001-05
10.	250, Morgan Bennett	1999-02

## 3-POINT FG PERCENTAGE

(min. 100 attempts)

1.	*.400, Kelsey Berger (56-140)	2009-11
2.	.377, Kristin Hillery (152-403)	1989-93
3.	.377, Pamela Findlay (112-297)	2004-08
4.	.363, Rozalyn Russ (49-135)	1998-02
5.	.342, Raimee Beck (227-663)	2007-11
6.	.335, Dayl Ragon (55-164)	1986-90
7.	.334, Shawna Neff (139-416)	2000-04
8.	.320, Jeannie Roelich (58-181)	1993-96
9.	.319, Megan Thiedeman (173-543)	1996-00
10.	.311, Lauren Henderson (46-148)	2004-07
	.311, Ann Marie Halterman (74-238)	1992-95

## FREE THROWS MADE

1.	460, Melissa Standley	1986-90
2.	328, Michelle Johnson	1977-81
3.	327, Theresa Blad	1981-85
4.	*319, Rozalyn Russ	1998-02
5.	299, Stacey Goss	1983-86
6.	275, Pat Swanke	1977-81
7.	273, Alecia Steele	2004-08
	273, Shelley McCombs	1988-92
9.	271, Jennifer Patrick	1991-94
10.	237, Mollie Peters	1996-00

## FREE THROW ATTEMPTS

1.	667, Melissa Standley	1986-90
2.	467, Theresa Blad	1981-85
3.	456, Michelle Johnson	1977-81
4.	440, Stacey Goss	1983-86
5.	*420, Rozalyn Russ	1998-02
6.	392, Alecia Steele	2004-08
7.	384, Mollie Peters	1996-00
8.	378, Pat Swanke	1977-81
9.	374, Shelley McCombs	1988-92
10.	371, Jennifer Patrick	1991-94

## FREE THROW PERCENTAGE

(min. 150 attempts)

1.	*.828, Raimee Beck (207-250)	2007-11
2.	.822, Gail Kramer (125-152)	1978-82
3.	.816, Kerry Kane (169-207)	1990-92
4.	.815, Pamela Findlay (141-173)	2004-08
5.	.815, LaToya Howell (185-227)	2001-03
6.	.806, Tracy Pritchard (229-284)	1988-92
7.	.783, Brooke Cultra (188-240)	2005-09
8.	.774, Ashley Thorpe (164-212)	1985-89
9.	.769, Shawna Neff (150-195)	2000-04
10.	.760, Rozalyn Russ (319-420)	1998-02

## REBOUNDS

1.	853, Melissa Standley	1986-90
2.	*765, Alecia Steele	2004-08
3.	751, Theresa Blad	1981-85
4.	721, Mary Manning	1981-85
	721, Pat Swanke	1977-81
6.	715, Jennifer Patrick	1990-94
7.	620, Raimee Beck	2007-11
8.	619, Chris Clausnitzer	1988-92
9.	548, Shelley McCombs	1988-92
10.	527, Carrie Barker	1992-96

## ASSISTS

1.	514, Stacey Goss	1983-86
2.	492, Amanda Williams	1984-88
3.	411, Leigh Wilbanks	1987-91
4.	409, Kallie Quinn	1994-98
5.	324, Dayl Ragon	1986-90
6.	*278, Raimee Beck	2007-11
7.	260, Kristin Hillery	1989-93
8.	239, Heather Knight	1985-89
9.	228, LaToya Howell	2001-03
10.	205, Anna Gault	2008-10
	205, Letricia Castillo	2003-07

## STEALS

1.	293, Stacey Goss	1983-86
2.	230, Leigh Wilbanks	1987-91
3.	204, Kristin Hillery	1989-93
4.	190, Dayl Ragon	1986-90
5.	177, Kallie Quinn	1994-98
6.	176, Ashley Thorpe	1985-89
7.	174, Amanda Williams	1985-88
8.	*157, Raimee Beck	2007-11
9.	153, Jennifer Patrick	1991-94
10.	145, LaToya Howell	2001-03

## BLOCKS

1.	122, Mary Manning	1981-85
2.	*95, Kim Kreke	2005-09
3.	88, Chris Clausnitzer	1988-92
4.	79, Leigh Wilbanks	1988-91
5.	70, Carrie Carrow	1993, 95-96
6.	64, Stacey Goss	1983-86
7.	58, Brooke Cultra	2005-09
8.	56, Ellen Jaeschke	2004-05
9.	55, Megan O'Neil	2010-12
10.	52, Pamela Findlay	2004-08

**Bold** denotes current player

\* Denotes Division I record

## GAMES PLAYED

1.	119, Jamela Satterfield	2008-12
2.	118, Raimee Beck	2007-11
3.	114, Pamela Findlay	2004-08
4.	113, Letricia Castillo	2003-07
5.	112, Brooke Cultra	2005-09
	112, Shawna Neff	2000-04
7.	111, Dawn Higginbotham	2003-07
8.	110, Alecia Steele	2004-08
9.	107, Jacki Novak	2003-07
10.	104, Mollie Peters	1996-00
	104, Megan Thiedeman	1996-00

## GAMES STARTED

1.	118, Raimee Beck	2007-11
2.	107, Alecia Steele	2004-08
3.	105, Letricia Castillo	2003-07
4.	85, Pamela Findlay	2004-08
5.	74, Rozalyn Russ	1998-02
6.	66, Jacki Novak	2003-07
	66, Amoy Jackson	2000-02, 03-04
8.	62, Shawna Neff	2000-04
9.	60, Samantha Clifton	1998-02
10.	58, Kim Kreke	2005-09

## SCORING AVERAGE

*(min. 50 games played)*

1.	11.7, Raimee Beck	2007-11
2.	11.2, Alecia Steele	2004-08
3.	10.9, Elycia Hall	1995-99
4.	<b>10.7, Dymond James</b>	<b>2009-Pres.</b>
5.	<b>9.7, Alicia Leipprandt</b>	<b>2009-Pres.</b>
	9.7, Letricia Castillo	2003-07
7.	8.8, Megan Thiedeman	1996-00
8.	8.7, Amoy Jackson	2000-02, 04
	8.7, Shawna Neff	2000-04
10.	8.6, Mollie Peters	1996-00

## FIELD GOALS MADE

1.	482, Alecia Steele	2004-08
2.	476, Raimee Beck	2007-11
3.	393, Letricia Castillo	2003-07
4.	342, Shawna Neff	2000-04
5.	341, Pamela Findlay	2004-08
6.	<b>316, Alicia Leipprandt</b>	<b>2009-Pres.</b>
	301, Mollie Peters	1996-00
8.	299, Megan Thiedeman	1996-00
9.	<b>282, Dymond James</b>	<b>2009-Pres.</b>
	282, Brooke Cultra	2005-09

## FIELD GOAL ATTEMPTS

1.	1306, Raimee Beck	2007-11
2.	1172, Alecia Steele	2004-08
3.	1129, Letricia Castillo	2003-07
4.	966, Shawna Neff	2000-04
5.	884, Megan Thiedeman	1996-00
6.	877, Elycia Hall	1995-99
7.	<b>839, Alicia Leipprandt</b>	<b>2009-Pres.</b>
	829, Pamela Findlay	2004-08
8.	804, Brooke Cultra	2005-09
10.	784, Mollie Peters	1996-00

## FIELD GOAL PERCENTAGE

*(min. 200 made)*

1.	.423, Pamela Findlay (341-829)	2004-08
2.	.411, Alecia Steele (482-1172)	2004-08
3.	.405, Jacki Novak (208-514)	2003-07
4.	<b>.403, Dymond James (282-699)</b>	<b>2009-Pres.</b>
	.384, Mollie Peters (301-784)	1996-00
6.	.383, Amoy Jackson (241-630)	2000-02, 04
7.	<b>.377, Alicia Leipprandt (316-839)</b>	<b>2009-Pres.</b>
	.364, Raimee Beck (476-1306)	2007-11
9.	.354, Shawna Neff (342-966)	2000-04
10.	.351, Brooke Cultra (282-804)	2005-09

## 3-POINT FGS MADE

1.	227, Raimee Beck	2007-11
2.	173, Megan Thiedeman	1996-00
3.	139, Shawna Neff	2000-04
4.	128, Letricia Castillo	2003-07
5.	122, Julia Karlstad	1995-99
6.	112, Pamela Findlay	2004-08
7.	90, Elycia Hall	1995-99
8.	73, Morgan Bennett	1999-2002
9.	68, Jennifer Roesch	2001-05
10.	57, Mollie Peters	1996-00

## 3-POINT FG ATTEMPTS

1.	663, Raimee Beck	2007-11
2.	543, Megan Thiedeman	1996-00
3.	431, Letricia Castillo	2003-07
4.	416, Shawna Neff	2000-04
5.	341, Julia Karlstad	1995-99
6.	319, Elycia Hall	1995-99
7.	297, Pamela Findlay	2004-08
8.	272, Jennifer Roesch	2001-05
9.	250, Morgan Bennett	1999-02
10.	200, Mollie Peters	1996-00

## 3-POINT FG PERCENTAGE

*(min. 100 attempts)*

1.	.400, Kelsey Berger (56-140)	2009-11
2.	.377, Pamela Findlay (112-297)	2004-08
3.	.363, Rozalyn Russ (49-135)	1998-02
4.	.342, Raimee Beck (227-663)	2007-11
5.	.334, Shawna Neff (139-416)	2000-04
6.	.319, Megan Thiedeman (173-543)	1996-00
7.	.311, Lauren Henderson (46-148)	2004-07
8.	.297, Letricia Castillo (128-431)	2003-07
9.	.285, Mollie Peters, (57-200)	1996-00
10.	.262, Samantha Clifton (27-103)	1998-02

## FREE THROWS MADE

1.	319, Rozalyn Russ	1998-02
2.	273, Alecia Steele	2004-08
3.	237, Mollie Peters	1996-00
4.	213, Amoy Jackson	2000-02, 04
5.	208, Elycia Hall	1995-99
6.	207, Raimee Beck	2007-11
7.	<b>205, Dymond James</b>	<b>2009-Pres.</b>
8.	<b>193, Alicia Leipprandt</b>	<b>2009-Pres.</b>
	188, Brooke Cultra	2005-09
10.	185, LaToya Howell	2001-03

## FREE THROW ATTEMPTS

1.	420, Rozalyn Russ	1998-02
2.	392, Alecia Steele	2004-08
3.	384, Mollie Peters	1996-00
4.	311, Elycia Hall	1995-99
5.	<b>300, Dymond James</b>	<b>2009-Pres.</b>
	295, Amoy Jackson	2000-02, 04
7.	<b>262, Alicia Leipprandt</b>	<b>2009-Pres.</b>
	250, Raimee Beck	2007-11
9.	<b>244, Katie Hilbig</b>	<b>2009-Pres.</b>
10.	240, Brooke Cultra	2005-09

## FREE THROW PERCENTAGE

*(min. 150 attempts)*

1.	.828, Raimee Beck (207-250)	2007-11
2.	.815, Pamela Findlay (141-173)	2004-08
3.	.815, LaToya Howell (185-227)	2001-03
4.	.783, Brooke Cultra (188-240)	2005-09
5.	.769, Shawna Neff (150-195)	2000-04
6.	.760, Rozalyn Russ (319-420)	1998-02
7.	.738, Carrie Barker (211-286)	1992-96
8.	.738, Megan Thiedeman (149-202)	1996-00
9.	<b>.737, Alicia Leipprandt (193-262)</b>	<b>2009-Pres.</b>
10.	.722, Amoy Jackson (213-295)	2000-02, 04

## REBOUNDS

1.	765, Alecia Steele	2004-08
2.	620, Raimee Beck	2007-11
3.	498, Mollie Peters	1996-00
4.	484, Rozalyn Russ	1998-02
5.	478, Brooke Cultra	2005-09
6.	470, Pamela Findlay	2004-08
7.	457, Kim Kreke	2005-09
8.	<b>445, Dymond James</b>	<b>2009-Pres.</b>
9.	402, Shawna Neff	2000-04
10.	360, Elycia Hall	1995-99

## ASSISTS

1.	278, Raimee Beck	2007-11
2.	228, LaToya Howell	2001-03
3.	205, Anna Gault	2008-10
	205, Letricia Castillo	2003-07
5.	199, Lauren Henderson	2004-07
6.	193, Kallie Quinn	1994-98
7.	175, Andrea Taylor	2003-07
8.	172, Brooke Cultra	2005-09
	172, Pamela Findlay	2004-08
10.	170, Jennifer Roesch	2002-05

## STEALS

1.	157, Raimee Beck	2007-11
2.	145, LaToya Howell	2001-03
3.	144, Megan Thiedeman	1996-00
4.	130, Shawna Neff	2000-04
5.	127, Shanekia Peebles	1999-02
6.	105, Alecia Steele	2004-08
	105, Mollie Peters	1996-00
8.	104, Jennifer Roesch	2002-05
9.	102, Jamela Satterfield	2008-12
10.	101, Jamie Davis	2004-08
	101, Pamela Findlay	2004-08

## BLOCKS

1.	95, Kim Kreke	2005-09
2.	58, Brooke Cultra	2005-09
3.	56, Ellen Jaeschke	2004-05
4.	55, Megan O'Neil	2010-12
5.	52, Pamela Findlay	2004-08
6.	41, Mollie Peters	1996-00
7.	40, Alecia Steele	2004-08
8.	35, Megan Thiedeman	1996-00
9.	27, Samantha Clifton	1998-02
	27, Carrie Carrow	1993-94, 95-97

***Bold** denotes current player*

*Division I era began in 1996-97; stats from prior seasons not included*

# TOP ALL-TIME SCORERS

Player	FG-FT-3PT	Points	Avg.
1. Melissa Standley (1986-90)	639-460	1,738	16.2
2. Michelle Johnson (1977-81)	689-328	1,706	17.6
3. Stacey Goss (1982-86)	678-299	1,655	15.9
4. Pat Swanke (1977-81)	579-275	1,433	14.3
5. Raimée Beck (2007-11)	476-207-227	1,386	11.7
6. Amanda Williams (1984-88)	565-178-6	1,314	12.9
7. Alecia Steele (2004-08)	482-273	1,237	11.2
8. Shelley McCombs (1988-92)	469-275-7	1,220	11.1
9. Jennifer Patrick (1990-94)	425-271-3	1,124	10.9
10. Letricia Castillo (2003-07)	393-159-128	1,073	9.5
11. Theresa Blad (1981-85)	365-327	1,057	10.3
12. Carrie Barker (1992-96)	404-211-19	1,038	9.6
13. Ashley Thorpe (1985-89)	394-164-27	979	10.1
14. Mary Manning (1981-83, 84-85)	421-135	977	14.0
15. Shawna Neff (2000-04)	342-150-139	973	8.7
16. Pamela Findlay (2004-08)	351-141-112	955	8.4
17. Sue Niemeyer (1980-82, 83-84)	392-155	939	11.7
18. Megan Thiedeman (1996-00)	299-149-173	920	8.8
19. Mollie Peters (1996-00)	301-237-57	896	8.6
20. Chris Clausnitzer (1988-92)	383-109	875	8.0
21. Elycia Hall (1995-99)	282-216-90	870	9.8
<b>22. Alicia Leipprandt (2009-Pres.)</b>	<b>316-193-26</b>	<b>851</b>	<b>9.7</b>
Leigh Wilbanks (1987-91)	362-121-6	851	8.2
24. Amy Hartfield (1983-87)	387-62	836	7.8
25. Brooke Cultra (2005-09)	282-188-30	782	7.0
<b>26. Dymond James (2009-Pres.)</b>	<b>282-205-2</b>	<b>771</b>	<b>10.7</b>
27. Carrie Loudermilk (1992-96)	276-209	761	8.8
28. Kristin Hillery (1989-93)	256-90-152	754	7.0
29. Dayl Ragon (1986-90)	294-109-55	752	7.2
30. Rozalyn Russ (1998-02)	190-319-49	748	7.4
31. Amoy Jackson (2000-02, 03-04)	241-213-31	726	8.7
32. Raegan Roach (1984-88)	292-139	723	8.4
33. Heather Meyer (1994-98)	248-148-1	645	7.9
34. Tracy Pritchard (1988-92)	204-229-5	642	7.2
35. Julia Karlstad (1995-99)	202-108-122	634	6.0
36. Carrie Carrow (1993-97)	268-91-1	628	8.5
37. Kerry Kane (1990-92)	211-169-29	620	11.9
38. Ann Marie Halterman (1992-95)	212-120-74	618	7.7
39. Kallie Quinn (1994-98)	223-148-5	599	6.1
40. Cindy Stephens (1984-88)	248-100	596	5.9
41. Sara Fortna (1995-99)	211-131-25	578	5.8
42. LaToya Howell (2001-03)	179-185-34	577	12.8
43. Gail Kramer (1978-82)	221-125	567	5.7
44. Diane Moyer (1976-80)	219-128	566	7.0
45. Ginger Wallace (1986-90)	208-93-32	541	6.0
46. Jennifer VanHeertum (1989-93)	201-138	540	8.1
47. Jacki Novak (2003-07)	208-103-2	521	4.9
48. Tami Prasse (1991-95)	205-105-5	520	5.7
49. Kim Kreke (2005-09)	182-91-34	489	5.3
50. Stacy Brodzik (1978-82)	199-81	479	10.6



# TOP DIVISION I SCORERS

Player	FG-FT-3PT	Points	Avg.
1. Raimee Beck (2007-11)	476-207-227	1,386	11.7
2. Alecia Steele (2004-08)	482-273	1,237	11.2
3. Letricia Castillo (2003-07)	393-159-128	1,073	9.5
4. Shawna Neff (2000-04)	342-150-139	973	8.7
5. Pamela Findlay (2004-08)	351-141-112	955	8.4
6. Megan Thiedeman (1996-00)	299-149-173	920	8.8
7. Mollie Peters (1996-00)	301-237-57	896	8.6
8. Elycia Hall (1995-99)	278-208-90	854	9.8
<b>9. Alicia Leipprandt (2009-Pres.)</b>	<b>316-193-26</b>	<b>851</b>	<b>9.7</b>
10. Brooke Cultra (2005-09)	282-188-30	782	7.0
<b>11. Dymond James (2009-Pres.)</b>	<b>282-205-2</b>	<b>771</b>	<b>10.7</b>
12. Rozalyn Russ (1998-02)	190-319-49	748	7.4
13. Amoy Jackson (2000-02, 03-04)	241-213-31	726	8.7
14. LaToya Howell (2001-03)	179-185-34	577	12.8
15. Jacki Novak (2003-07)	208-103-2	521	4.9
16. Kim Kreke (2005-09)	182-91-34	489	5.3
17. Kelsey Berger (2009-11)	178-64-56	476	7.8
18. Dawn Higginbotham (2003-07)	179-114-1	473	4.3
19. Sara Fortna (1995-99)	162-119-22	465	5.9
20. Jennifer Roesch (2001-05)	149-92-68	458	5.0
21. Julia Karlstad (1995-99)	143-84-87	457	5.9
22. Heather Meyer (1994-98)	162-83-1	408	8.5
<b>23. Katie Hilbig (2009-Pres.)</b>	<b>125-141-3</b>	<b>394</b>	<b>5.0</b>
24. Jamie Davis (2004-08)	121-21-110	373	3.7
25. Wendy Stillman (1999-02)	137-17-76	367	3.6
26. Kathleen Schjodt (2006-10)	139-66-19	363	5.1
27. Lauren Henderson (2004-07)	103-46-95	347	6.8
28. Briana Thomas (2002-05)	129-78	336	4.0
29. Samantha Clifton (98-02)	104-86-27	321	3.3
30. Ellen Jaeschke (2005-06)	76-47	315	5.7

*Division I era began in 1996-97; stats from prior seasons not included*



# 1,000 POINT SCORERS



**#1 MELISSA STANDLEY (1,738 PTS.)**

Year	G	FG-FT-3FG	Pts.	Avg.
1986-87	26	92-81	265	10.2
1987-88	27	181-86	448	16.6
1988-89	26	163-128	454	17.5
1989-90	28	203-165	571	20.4
<b>Total</b>	<b>107</b>	<b>639-460</b>	<b>1,738</b>	<b>16.2</b>



**#2 MICHELLE JOHNSON (1,706 PTS.)**

Year	G	FG-FT-3FG	Pts.	Avg.
1977-78	22	170-73	413	18.8
1978-79	23	168-83	419	18.2
1979-80	25	175-98	448	18.0
1980-81	27	176-74	426	15.8
<b>Total</b>	<b>97</b>	<b>689-328</b>	<b>1,706</b>	<b>17.6</b>



**#3 STACEY GOSS (1,655 PTS.)**

Year	G	FG-FT-3FG	Pts.	Avg.
1982-83	24	112-37	261	10.8
1983-84	25	135-66	336	13.4
1984-85	28	215-83	513	18.3
1985-86	27	216-113	545	20.2
<b>Total</b>	<b>104</b>	<b>678-299</b>	<b>1,655</b>	<b>15.9</b>



**#4 PAT SWANKE (1,433 PTS.)**

Year	G	FG-FT-3FG	Pts.	Avg.
1977-78	21	120-58	298	14.2
1978-79	24	117-59	293	12.2
1979-80	27	169-49	387	14.3
1980-81	28	173-109	455	16.2
<b>Total</b>	<b>100</b>	<b>579-275</b>	<b>1,433</b>	<b>14.3</b>



**#5 RAIMEE BECK (1,386 PTS.)**

Year	G	FG-FT-3FG	Pts.	Avg.
2007-08	28	85-35-48	253	9.0
2008-09	30	130-54-72	386	12.9
2009-10	30	145-62-53	405	13.5
2010-11	30	116-56-54	342	11.4
<b>Total</b>	<b>118</b>	<b>476-207-127</b>	<b>1,386</b>	<b>11.7</b>



**#6 AMANDA WILLIAMS (1,314 PTS.)**

Year	G	FG-FT-3FG	Pts.	Avg.
1984-85	24	104-42	250	10.5
1985-86	27	176-33	385	14.3
1986-87	26	165-44	374	14.3
1987-88	25	120-59-6	305	12.2
<b>Total</b>	<b>102</b>	<b>639-460-6</b>	<b>1,314</b>	<b>12.9</b>



**#7 ALECIA STEELE (1,237 PTS.)**

Year	G	FG-FT-3FG	Pts.	Avg.
2004-05	28	104-98	306	10.9
2005-06	28	114-53	281	10.0
2006-07	29	144-62	350	12.1
2007-08	25	120-60	300	12.0
<b>Total</b>	<b>110</b>	<b>482-273</b>	<b>1,237</b>	<b>11.2</b>



**#8 SHELLEY MCCOMBS (1,220 PTS.)**

Year	G	FG-FT-3FG	Pts.	Avg.
1988-89	27	43-26	112	4.2
1989-90	28	138-65	341	12.2
1990-91	27	147-86	380	14.1
1991-92	28	141-98-7	387	13.8
<b>Total</b>	<b>110</b>	<b>469-275-7</b>	<b>1,220</b>	<b>11.1</b>



**#9 JENNIFER PATRICK (1,124 PTS.)**

Year	G	FG-FT-3FG	Pts.	Avg.
1990-91	25	24-32	80	3.2
1991-92	28	94-64	252	9.0
1992-93	23	138-68-1	345	15.0
1993-94	27	169-107-2	447	16.6
<b>Total</b>	<b>103</b>	<b>365-271-3</b>	<b>1,124</b>	<b>10.9</b>



**#10 LETRICIA CASTILLO (1,073 PTS.)**

Year	G	FG-FT-3FG	Pts.	Avg.
2003-04	28	129-45-32	335	12.0
2004-05	28	97-55-34	283	10.1
2005-06	28	96-37-33	262	9.4
2006-07	29	71-28-29	193	6.7
<b>Total</b>	<b>113</b>	<b>393-165-128</b>	<b>1,073</b>	<b>9.5</b>



**#11 THERESA BLAD (1,057 PTS.)**

Year	G	FG-FT-3FG	Pts.	Avg.
1981-82	25	32-33	97	3.9
1982-83	24	103-102	308	12.9
1983-84	26	125-114	364	14.0
1984-85	28	105-78	288	10.3
<b>Total</b>	<b>103</b>	<b>365-327</b>	<b>1,057</b>	<b>10.3</b>



**#12 CARRIE BARKER (1,038 PTS.)**

Year	G	FG-FT-3FG	Pts.	Avg.
1992-93	27	60-43	163	6.0
1993-94	27	108-48-1	265	9.8
1994-95	27	113-51-15	292	10.8
1995-96	27	123-69-3	318	11.8
<b>Total</b>	<b>108</b>	<b>404-211-19</b>	<b>1,038</b>	<b>9.6</b>