



OUTSIDE THE ACC

Year	NCAA	WNIT	Non-ACC
1978	—	—	73-55 .570
1979	—	—	100-52 .658
78-79	—	—	173-107 .618
1980	—	(3) 4-5	95-70 .576
1981	—	—	93-62 .600
1982	(3) 4-3	—	90-48 .652
1983	(4) 1-4	—	80-38 .678
1984	(4) 2-4	(1) 2-1	81-28 .743
1985	(3) 1-3	—	75-26 .743
1986	(4) 1-4	(1) 1-2	80-28 .741
1987	(4) 3-4	—	73-32 .695
1988	(4) 4-4	—	82-26 .759
1989	(4) 6-4	—	83-30 .735
80-89	(30) 22-30	(5) 7-8	832-388 .682
1990	(5) 7-5	—	89-29 .754
1991	(5) 8-5	—	92-24 .793
1992	(4) 7-4	(1) 3-0	89-8 .918
1993	(5) 4-5	—	79-19 .806
1994	(3) 9-2	—	70-30 .700
1995	(4) 8-4	(1) 2-1	85-32 .726
1996	(4) 6-4	—	76-27 .738
1997	(6) 5-6	—	79-25 .760
1998	(5) 12-5	—	79-31 .718
1999	(5) 10-5	—	74-36 .673
90-99	(46) 76-45	(2) 5-1	812-261 .757
Year	NCAA	WNIT	Non-ACC
2000	(5) 7-5	(2) 4-2	83-36 .697
2001	(6) 6-6	(1) 0-1	87-29 .708
2002	(4) 6-4	—	78-35 .690
2003	(4) 6-4	(1) 1-1	85-31 .733
2004	(4) 4-4	(2) 1-2	80-34 .702
2005	(7) 9-7	(1) 2-1	130-36 .783
00-05	(30) 38-30	(7) 8-7	543-201 .730

All-Time Totals:

NCAA – (106) 136-105

WNIT – (14) 20-16

Non-ACC – 2360-957 .711

Year	Championship Game	Head Coach	Tournament Site	Att.
1978	#2 Maryland 89 defeated #1 NC State 82	Chris Weller	Charlottesville, Va.	2,750
1979	#1 Maryland 75 defeated #2 NC State 73	Chris Weller	Raleigh, N.C.	6,800
1980	#1 NC State 85 defeated #2 Maryland 75	Kay Yow	College Park, Md.	4,212
1981	#3 Maryland 64 defeated #4 NC State 63	Chris Weller	Clemson, S.C.	1,500
1982	#3 Maryland 93 defeated #4 Clemson 81	Chris Weller	Raleigh, N.C.	5,192
1983	#3 Maryland 84 defeated #1 NC State 81	Chris Weller	Fayetteville, N.C.	6,374
1984	#5 North Carolina 99 defeated #3 NC State 76	Jennifer Alley	Fayetteville, N.C.	9,045
1985	#1 NC State 81 defeated #2 North Carolina 80	Kay Yow	Fayetteville, N.C.	7,842
1986	#5 Maryland 92 defeated #2 North Carolina 74	Chris Weller	Fayetteville, N.C.	7,981
1987	#2 NC State 57 defeated #1 Virginia 56	Kay Yow	Fayetteville, N.C.	10,745
1988	#2 Maryland 76 defeated #1 Virginia 70	Chris Weller	Fayetteville, N.C.	7,236
1989	#1 Maryland 89 defeated #2 NC State 57	Chris Weller	Fayetteville, N.C.	7,236
1990	#2 Virginia 67 defeated #1 NC State 64 (ot)	Debbie Ryan	Fayetteville, N.C.	9,567
1991	#3 NC State 84 defeated #4 Clemson 61	Kay Yow	Fayetteville, N.C.	13,405
1992	#1 Virginia 70 defeated #7 Georgia Tech 69	Debbie Ryan	Rock Hill, S.C.	19,975
1993	#1 Virginia 106 defeated #2 Maryland 103 (3ot)	Debbie Ryan	Rock Hill, S.C.	19,388
1994	#2 North Carolina 77 defeated #1 Virginia 60	Sylvia Hatchell	Rock Hill, S.C.	20,365
1995	#2 North Carolina 95 defeated #4 Duke 70	Sylvia Hatchell	Rock Hill, S.C.	21,953
1996	#4 Clemson 71 defeated #2 Duke 54	Jim Davis	Rock Hill, S.C.	19,948
1997	#1 North Carolina 62 defeated #6 Clemson 58	Sylvia Hatchell	Charlotte, N.C.	20,413
1998	#4 North Carolina 81 defeated #2 Clemson 50	Sylvia Hatchell	Charlotte, N.C.	20,038
1999	#4 Clemson 87 defeated #3 North Carolina 72	Jim Davis	Charlotte, N.C.	22,875
2000	#2 Duke 79 defeated #5 North Carolina 76	Gail Goestenkers	Greensboro, N.C.	26,655
2001	#1 Duke 57 defeated #3 NC State 45	Gail Goestenkers	Greensboro, N.C.	30,059
2002	#1 Duke 87 defeated #2 North Carolina 80	Gail Goestenkers	Greensboro, N.C.	27,396
2003	#1 Duke 77 defeated #2 North Carolina 59	Gail Goestenkers	Greensboro, N.C.	33,642
2004	#1 Duke 63 defeated #2 North Carolina 47	Gail Goestenkers	Greensboro, N.C.	41,653
2005	#1 North Carolina 88 defeated #2 Duke 67	Sylvia Hatchell	Greensboro, N.C.	48,108




Chris Weller




Sylvia Hatchell



Kay Yow




Gail Goestenkers



Debbie Ryan



Jim Davis



Jennifer Alley

Year	ACC Champion	Regular Season Champion	Player of Year	Coach of Year	Rookie of Year	Defensive Player of Year
1978	Maryland	NC State	—	—	—	—
1979	Maryland	Maryland	—	—	—	—
1980	NC State	NC State	—	—	—	—
1981	Maryland	Clemson	—	—	—	—
1982	Maryland	Maryland	—	—	—	—
1983	Maryland	NC State	—	—	—	—
1984	North Carolina	Virginia	Tresa Brown, UNC	Debbie Ryan, Virginia	Dawn Royster, UNC	—
1985	NC State	NC State	Pam Leake, UNC	Debbie Ryan, Virginia	Chris Moreland, Duke	—
1986	Maryland	Virginia	Pam Leake, UNC	Debbie Leonard, Duke	Katie Meier, Duke	—
1987	NC State	Virginia	Chris Moreland, Duke	Debbie Ryan, Virginia	Beth Hunt, Maryland	—
1988	Maryland	Md. & UVa	Donna Holt, Virginia	Joe Sanchez, Wake Forest	Carla Holmes, Maryland	—
1989	Maryland	Maryland	Vicky Bullett, Maryland	Chris Weller, Maryland	Dawn Staley, Virginia	—
1990	Virginia	NC State	Andrea Stinson, NC State	Jim Davis, Clemson	Kerry Boyatt, Clemson	—
1991	NC State	Virginia	Dawn Staley, Virginia	Debbie Ryan, Virginia	Bonnie Rimkus, Maryland	—
1992	Virginia	Virginia	Dawn Staley, Virginia	Chris Weller, Maryland	Charlotte Smith, UNC	—
1993	Virginia	Virginia	Heather Burge, Virginia	Debbie Ryan, Virginia	Tracy Connor, Wake Forest	—
1994	North Carolina	Virginia	Jessica Barr, Clemson	Jim Davis, Clemson	Tora Suber, Virginia	—
1995	North Carolina	Virginia	Wendy Palmer, Virginia	Debbie Ryan, Virginia	Chasity Melvin, NC State	—
1996	Clemson	Virginia	Wendy Palmer, Virginia	Gail Goesten Kors, Duke	Chanel Wright, UNC	—
1997	North Carolina	North Carolina	Tracy Reid, UNC	Sylvia Hatchell, UNC	Katie Smrcka-Duffy, NC State	—
1998	North Carolina	Duke	Tracy Reid, UNC	Gail Goesten Kors, Duke	Nikki Teasley, UNC	—
1999	Clemson	Duke	Summer Erb, NC State	Gail Goesten Kors, Duke	Niesha Butler, Georgia Tech	—
2000	Duke	Virginia	Georgia Schweitzer, Duke	Debbie Ryan, Virginia	Schuye LaRue, Virginia	—
2001	Duke	Duke	Georgia Schweitzer, Duke	Sue Semrau, Florida State	Alana Beard, Duke	—
2002	Duke	Duke	Alana Beard, Duke	Gail Goesten Kors, Duke	Brandi Teamer, Virginia	—
2003	Duke	Duke	Alana Beard, Duke	Gail Goesten Kors, Duke	La'Tangela Atkinson, UNC	—
2004	Duke	Duke	Alana Beard, Duke	Gail Goesten Kors, Duke	Camille Little, UNC	—
2005	North Carolina	UNC & Duke	Monique Currie, Duke	Sue Semrau, Florida State	Crystal Langhorne, Maryland	Nikita Bell, UNC

REGULAR-SEASON FINISHES

School	1st	2nd	3rd	4th	5th	6th	7th	8th	9th	10th	11th
Clemson	1	1-1	5-4	7-1	2-1	1-1	1-1	0	0	0	1
Duke	6-1	2	0-2	3-1	5	3-1	2	1	1	0	0
Florida State	0	0	0-1	1-1	1-1	0	2	2-2	3	0	0
Georgia Tech	0	0	0	0-2	1	5-1	8-1	7-1	0	0	0
Maryland	3-1	4-3	1-2	2	2-1	3-1	1-1	1-1	1	0	0
Miami	0	0	0	0	0	0	0	0-1	0	0	0
North Carolina	1-1	7-2	3-3	2-1	3	1	1	3	0	0	0
NC State	5	5-2	4-5	0-1	1-1	3	0-1	0	0	0	0
Virginia	10-1	3	2-1	2	3-1	4	1	0	0	0	0
Virginia Tech	0	0	0	0	0	0	1	0	0	0	0
Wake Forest	0	0	1	0	3	1-2	5-2	6-1	6	1	0

First figure represents position decided outright; second denotes times tied for position.

ACC TOURNAMENT TITLES

ACC Titles By Team:

Maryland	8
North Carolina	6
Duke	5
NC State	4
Virginia	3
Clemson	2

ACC Titles By Coach:

Chris Weller	8
Gail Goesten Kors	5
Sylvia Hatchell	5
Kay Yow	4
Debbie Ryan	3
Jim Davis	2
Jennifer Alley	1

ACC Tournament Sites:

Fayetteville, N.C.	9
Greensboro, N.C.	6
Rock Hill, S.C.	5
Charlotte, N.C.	3
Raleigh, N.C.	2
Charlottesville, Va.	1
Clemson, S.C.	1
College Park, Md.	1

ACC Tournament by State:

North Carolina	20
South Carolina	6
Maryland	1
Virginia	1



1977-78		ACC		Overall				
Team	W	L	OAvg	DAvg	W	L	OAvg	DAvg
NC State	9	0	91.0	62.3	29	5	83.9	64.3
Maryland	5	1	88.5	65.6	27	4	89.6	68.4
North Carolina	6	4	79.5	71.8	16	13	75.8	72.5
Clemson	4	4	88.5	76.4	21	11	85.1	71.9
Wake Forest	2	4	54.5	83.2	4	19	54.6	74.4
Virginia	1	6	59.2	71.0	8	17	55.2	64.5
Duke	0	8	54.4	92.8	1	19	56.7	84.6

1978 ACC Tournament, Charlottesville, Va., (Feb. 9-11)

First Round	#2 Maryland 103	#7 Duke 39
	#3 Clemson 73	#6 Virginia 59
	#4 North Carolina 79	#5 Wake Forest 52
Semifinals	#1 NC State 89	North Carolina 58
	Maryland 98	Clemson 76
Finals	Maryland 89	NC State 82



1978-79		ACC		Overall				
Team	W	L	OAvg	DAvg	W	L	OAvg	DAvg
Maryland	6	1	81.1	64.9	22	7	76.4	65.4
NC State	7	2	85.3	66.0	27	7	90.7	65.1
Clemson	6	2	82.6	68.0	20	10	79.0	68.4
North Carolina	4	5	75.7	73.6	18	14	77.5	72.3
Duke	3	6	61.1	74.1	11	11	66.4	67.0
Virginia	2	4	65.0	71.3	16	12	64.2	59.6
Wake Forest	0	7	55.9	92.0	2	19	62.8	87.8
Georgia Tech	0	1	55.0	70.0	18	8	74.6	64.1

1979 ACC Tournament, Raleigh, N.C., (Feb. 8-10)

First Round	#2 NC State 100	#7 Wake Forest 43
	#3 Clemson 81	#6 Duke 56
	#4 North Carolina 86	#5 Virginia 51
Semifinals	#1 Maryland 71	North Carolina 69
	NC State 94	Clemson 65
Finals	Maryland 75	NC State 73



1979-80		ACC		Overall				
Team	W	L	OAvg	DAvg	W	L	OAvg	DAvg
NC State	9	0	85.4	62.7	28	8	79.6	63.7
Maryland	5	2	83.3	65.6	21	9	80.3	67.0
Clemson	6	3	85.3	72.2	24	12	83.4	72.4
Duke	5	5	64.4	77.7	14	13	69.4	73.5
North Carolina	5	5	76.2	71.5	21	15	77.1	71.1
Virginia	3	5	72.3	64.3	20	12	68.3	59.3
Georgia Tech	1	7	65.5	86.4	2	23	67.8	82.8
Wake Forest	1	8	62.1	90.8	7	20	65.1	81.9

1980 ACC Tournament, College Park, Md., (Feb. 8-10)

Quarterfinals	#2 Maryland 100	#7 Wake Forest 49
	#1 NC State 99	#8 Georgia Tech 48
	#3 Clemson 78	#6 Virginia 76
	#4 North Carolina 85	#5 Duke 63
Semifinals	NC State 90	North Carolina 63
	Maryland 92	Clemson 61
Finals	NC State 85	Maryland 75



1980-81		ACC		Overall				
Team	W	L	OAvg	DAvg	W	L	OAvg	DAvg
Clemson	6	1	74.9	66.7	23	8	76.2	70.3
NC State	7	2	76.8	65.9	21	10	79.2	69.3
Maryland	5	2	75.9	65.3	19	9	74.2	66.7
Virginia	5	3	70.6	62.9	22	10	64.8	56.7
North Carolina	5	4	69.0	65.4	17	14	74.2	71.4
Duke	3	6	68.6	73.6	12	13	69.3	71.0
Georgia Tech	1	6	60.9	73.6	8	19	68.1	74.3
Wake Forest	0	8	61.4	85.0	10	18	70.3	76.9

1981 ACC Tournament, Clemson, S.C., (Feb. 12-14)

Quarterfinals	#2 Virginia 61	#7 Georgia Tech 49
	#1 Clemson 90	#8 Wake Forest 58
	#3 Maryland 72	#6 Duke 49
	#4 NC State 77	#5 North Carolina 64
Semifinals	NC State 83	Clemson 68
	Maryland 50	Virginia 47
Finals	Maryland 64	NC State 63



1981-82		ACC		Overall				
Team	W	L	OAvg	DAvg	W	L	OAvg	DAvg
Maryland	6	1	75.4	64.4	25	7	75.4	66.1
NC State	11	2	74.7	62.6	24	7	74.9	62.9
North Carolina	10	3	77.0	66.0	17	12	79.1	70.7
Clemson	6	3	79.6	71.3	20	12	78.6	72.3
Virginia	3	7	64.7	63.7	17	11	67.1	57.5
Duke	3	8	60.8	69.3	14	15	65.6	65.0
Georgia Tech	2	9	56.4	66.9	9	16	59.2	66.8
Wake Forest	1	9	56.6	78.9	13	17	66.3	73.8

1982 ACC Tournament, Raleigh, N.C., (Feb. 26-28)

Quarterfinals	#1 North Carolina 90	#8 Wake Forest 65
	#4 Clemson 62	#5 Georgia Tech 54
	#2 NC State 69	#7 Duke 55
	#3 Maryland 72	#6 Virginia 63
Semifinals	Clemson 84	North Carolina 76
	Maryland 79	NC State 64
Finals	Maryland 93	Clemson 81



1982-83		ACC		Overall				
Team	W	L	OAvg	DAvg	W	L	OAvg	DAvg
NC State	12	1	82.2	66.5	22	8	82.6	68.1
Maryland	10	3	77.1	65.9	26	5	80.3	64.5
North Carolina	10	3	85.5	73.8	22	8	85.5	74.5
Duke	6	7	69.5	69.3	15	10	74.4	66.1
Clemson	5	8	77.2	80.1	12	17	74.4	79.3
Virginia	4	9	70.0	73.9	15	13	70.0	67.8
Georgia Tech	2	11	59.4	77.8	10	19	64.6	72.1
Wake Forest	0	7	67.0	92.0	14	14	74.1	74.8

1983 ACC Tournament, Fayetteville, N.C., (March 4-6)

Quarterfinals	#1 NC State 104	#8 Wake Forest 66
	#5 Clemson 93 (ot)	#4 Duke 92
	#2 North Carolina 85	#7 Georgia Tech 80
Semifinals	#3 Maryland 70	#6 Virginia 63
	NC State 103	Clemson 87
Finals	Maryland 88	North Carolina 69
	Maryland 84	NC State 81



1983-84		ACC		Overall				
Team	W	L	OAvg	DAvg	W	L	OAvg	DAvg
Virginia	11	3	76.2	67.7	22	7	75.4	65.4
Maryland	10	4	72.6	62.8	19	10	74.2	65.6
Clemson	9	5	74.6	73.6	21	10	80.0	73.3
North Carolina	9	5	75.4	72.5	24	8	76.0	68.8
NC State	9	5	77.6	69.9	23	9	75.8	68.7
Duke	5	9	65.8	72.6	13	14	69.9	67.5
Wake Forest	2	12	63.6	79.1	13	14	67.4	72.1
Georgia Tech	1	13	64.8	77.6	9	19	66.9	71.6

1984 ACC Tournament, Fayetteville, N.C., (March 2-4)

Quarterfinals	#1 Virginia 75	#8 Georgia Tech 58
	#5 North Carolina 74	#4 Clemson 73
	#2 Maryland 68	#7 Wake Forest 50
Semifinals	#3 NC State 81	#6 Duke 68
	North Carolina 96	Virginia 68
Finals	NC State 76	Maryland 72
	North Carolina 99	NC State 76

ACC STANDINGS



1984-85		ACC		Overall				
Team	W	L	OAvg	DAvg	W	L	OAvg	DAvg
NC State	13	1	77.1	65.0	25	6	79.7	66.6
North Carolina	11	3	75.8	66.6	21	11	76.2	67.6
Virginia	9	5	70.0	64.1	21	8	71.8	62.0
Clemson	8	6	75.1	74.0	18	9	80.1	72.6
Duke	7	7	66.3	68.0	19	8	74.7	65.6
Maryland	4	10	64.4	67.7	9	18	61.4	64.5
Wake Forest	4	10	62.6	70.5	14	13	66.1	63.1
Georgia Tech	0	14	62.8	78.1	11	16	69.8	72.3

1985 ACC Tournament, Fayetteville, N.C., (March 1-3)

Quarterfinals #1 NC State 87 #8 Georgia Tech 60
 #5 Duke 81 #4 Clemson 76
 #2 North Carolina 71 #7 Wake Forest 64
 #3 Virginia 64 #6 Maryland 53

Semifinals NC State 89 Duke 57
 North Carolina 76 Virginia 55

Finals NC State 81 North Carolina 80



1985-86		ACC		Overall				
Team	W	L	OAvg	DAvg	W	L	OAvg	DAvg
Virginia	13	1	78.3	65.3	26	3	79.0	64.0
North Carolina	10	4	79.4	75.9	23	9	80.2	74.4
Duke	9	5	76.6	75.1	21	9	80.8	67.9
NC State	9	5	75.7	67.0	18	11	71.7	64.7
Maryland	6	8	65.8	68.6	17	13	69.3	66.4
Clemson	4	10	78.4	79.8	12	16	79.0	76.4
Wake Forest	4	10	66.2	73.4	16	13	74.2	68.8
Georgia Tech	1	13	66.5	81.4	10	17	73.2	78.1

1986 ACC Tournament, Fayetteville, N.C., (March 1-3)

Quarterfinals #1 Virginia 90 #8 Georgia Tech 64
 #5 Maryland 64 #4 NC State 55
 #2 North Carolina 88 #7 Clemson 83
 #6 Wake Forest 72 #3 Duke 71

Semifinals Maryland 92 Virginia 68
 North Carolina 67 Wake Forest 65

Finals Maryland 92 North Carolina 74



1986-87		ACC		Overall				
Team	W	L	OAvg	DAvg	W	L	OAvg	DAvg
Virginia	12	2	76.8	63.0	26	5	75.8	60.6
NC State	11	3	74.4	69.1	24	7	74.7	67.7
North Carolina	9	5	76.4	71.9	19	10	75.5	68.7
Duke	7	7	73.3	72.4	19	10	74.0	68.1
Maryland	6	8	75.2	72.6	15	14	75.0	67.9
Georgia Tech	5	9	73.9	79.4	14	13	74.4	72.3
Clemson	3	11	73.4	83.3	7	21	72.5	77.6
Wake Forest	3	11	69.4	80.7	13	15	74.3	73.9

1987 ACC Tournament, Fayetteville, N.C., (Feb. 28-March 2)

Quarterfinals #1 Virginia 70 #8 Wake Forest 56
 #5 Maryland 64 #4 Duke 62
 #2 NC State 79 #7 Clemson 58
 #3 North Carolina 64 ... #6 Georgia Tech 54

Semifinals Virginia 76 Maryland 59
 NC State 70 North Carolina 63

Finals NC State 57 Virginia 56



1987-88		ACC		Overall				
Team	W	L	OAvg	DAvg	W	L	OAvg	DAvg
Maryland	12	2	83.6	73.4	26	6	82.6	71.8
Virginia	12	2	79.3	66.9	27	5	77.5	65.6
Wake Forest	9	5	69.0	68.3	23	8	74.8	63.9
Clemson	8	6	74.7	70.5	21	9	74.5	65.2
Duke	5	9	68.4	71.8	17	11	73.8	68.7
North Carolina	4	10	65.1	72.3	10	17	70.3	74.6
Georgia Tech	3	11	74.8	82.7	11	16	77.7	79.6
NC State	3	11	70.2	79.0	10	17	70.3	74.3

1988 ACC Tournament, Fayetteville, N.C., (March 5-7)

Quarterfinals #1 Virginia 82 #8 NC State 64
 #5 Clemson 81 #4 Duke 65
 #2 Maryland 102 #7 Georgia Tech 74
 #3 Wake Forest 61 #6 North Carolina 53

Semifinals Virginia 82 Clemson 57
 Maryland 71 Wake Forest 57

Finals Maryland 76 Virginia 70



1988-89		ACC		Overall				
Team	W	L	OAvg	DAvg	W	L	OAvg	DAvg
Maryland	13	1	88.0	68.6	29	3	85.3	66.4
NC State	12	2	83.8	74.6	24	7	81.6	70.0
Clemson	9	5	75.6	68.2	20	11	73.9	66.6
Virginia	8	6	83.1	73.9	21	10	80.0	74.1
Wake Forest	6	8	76.0	78.4	16	12	80.4	70.6
Georgia Tech	5	9	76.9	87.9	14	14	75.9	79.3
Duke	2	12	73.5	82.5	12	16	75.1	76.6
North Carolina	1	13	71.4	86.1	10	20	76.0	82.6

1989 ACC Tournament, Fayetteville, N.C., (March 4-6)

Quarterfinals #1 Maryland 93 ... #8 North Carolina 68
 #4 Virginia 68 (ot) ... #5 Wake Forest 67
 #2 NC State 89 #7 Duke 50
 #3 Clemson 94 #6 Georgia Tech 74

Semifinals Maryland 89 Virginia 66
 NC State 93 Clemson 86

Finals Maryland 89 NC State 57



1989-90		ACC		Overall				
Team	W	L	OAvg	DAvg	W	L	OAvg	DAvg
NC State	12	2	82.0	71.1	25	6	84.1	69.5
Virginia	11	3	75.8	66.1	29	6	76.1	67.0
Clemson	10	4	71.4	66.6	22	10	70.8	65.9
Maryland	7	7	69.8	68.1	19	11	74.2	65.7
Wake Forest	5	9	66.9	67.0	16	14	71.1	65.4
Duke	4	10	67.3	73.4	15	13	70.7	68.0
Georgia Tech	4	10	69.0	78.6	13	17	73.2	75.6
North Carolina	3	11	69.6	80.7	13	15	76.4	75.0

1990 ACC Tournament, Fayetteville, N.C., (March 3-5)

Quarterfinals #1 NC State 80 #8 North Carolina 61
 #4 Maryland 87 #5 Wake Forest 68
 #2 Virginia 73 #7 Georgia Tech 65
 #3 Clemson 77 #6 Duke 68

Semifinals NC State 66 Maryland 57
 Virginia 84 Clemson 66

Finals Virginia 67 (ot) NC State 64



1990-91		ACC		Overall				
Team	W	L	OAvg	DAvg	W	L	OAvg	DAvg
Virginia	14	0	94.5	72.4	31	3	88.6	64.9
Maryland	9	5	71.7	71.6	17	13	76.3	70.7
NC State	9	5	89.1	79.4	27	6	90.9	73.0
Clemson	8	6	67.5	66.6	22	11	71.2	65.1
Duke	6	8	65.4	72.9	16	12	69.3	69.0
Wake Forest	5	9	67.6	72.9	15	13	74.4	69.7
Georgia Tech	3	11	76.7	83.9	15	13	84.3	76.9
North Carolina	2	12	66.0	78.9	12	16	72.8	73.7

1991 ACC Tournament, Fayetteville, N.C., (March 2-4)

Quarterfinals #1 Virginia 90 #8 North Carolina 69
 #4 Clemson 60 #5 Duke 58
 #2 Maryland 91 #7 Georgia Tech 73
 #3 NC State 92 #6 Wake Forest 72

Semifinals Clemson 65 Virginia 62
 NC State 82 Maryland 75

Finals NC State 84 Clemson 61



1991-92		ACC		Overall				
Team	W	L	OAvg	DAvg	W	L	OAvg	DAvg
Virginia	15	1	81.1	61.1	32	2	82.0	59.4
Maryland	13	3	76.6	66.3	25	6	79.1	62.7
Clemson	9	7	71.3	68.3	21	10	76.8	66.8
North Carolina	9	7	69.9	66.6	22	9	76.2	64.0
Florida State	8	8	68.5	73.3	17	11	75.7	72.6
NC State	7	9	79.3	84.2	16	12	83.6	76.7
Georgia Tech	6	10	69.8	72.3	20	13	77.3	69.6
Duke	4	12	62.4	73.8	14	15	70.0	69.1
Wake Forest	1	15	69.8	77.9	10	18	63.5	72.0

1992 ACC Tournament, Rock Hill, S.C., (March 6-9)

First Round	#8 Duke 61	#9 Wake Forest 52
Quarterfinals	#7 Georgia Tech 68	#2 Maryland 67
	#3 Clemson 96 (ot)	#6 NC State 93
	#1 Virginia 81	#8 Duke 55
	#4 North Carolina 81 ...	#5 Florida State 69
Semifinals	Georgia Tech 74	Clemson 73
	Virginia 74	North Carolina 55
Finals	Virginia 70	Georgia Tech 69



1992-93		ACC		Overall				
Team	W	L	OAvg	DAvg	W	L	OAvg	DAvg
Virginia	13	3	80.3	68.3	26	6	81.1	65.0
Maryland	11	5	75.6	66.8	22	8	78.6	64.7
North Carolina	11	5	70.3	66.1	23	7	74.1	61.6
Georgia Tech	8	8	75.0	77.0	16	11	78.7	75.1
Clemson	8	8	71.4	68.9	19	11	74.0	66.8
NC State	8	8	70.4	74.4	14	13	76.9	74.9
Florida State	6	10	66.7	69.7	13	14	70.8	69.6
Wake Forest	4	12	67.8	74.8	14	14	70.0	68.7
Duke	3	13	65.4	76.8	12	15	69.0	71.6

1993 ACC Tournament, Rock Hill, S.C., (March 5-8)

First Round	#8 Wake Forest 70	#9 Duke 69
Quarterfinals	#2 Maryland 91	#7 Florida State 68
	#3 North Carolina 89	#6 NC State 71
	#1 Virginia 74	#8 Wake Forest 46
	#5 Clemson 87	#4 Georgia Tech 66
Semifinals	Maryland 75	North Carolina 61
	Virginia 79 (ot)	Clemson 71
Finals	Virginia 106 (3ot)	Maryland 103



1993-94		ACC		Overall				
Team	W	L	OAvg	DAvg	W	L	OAvg	DAvg
Virginia	15	1	75.8	62.2	27	5	74.8	62.8
North Carolina ..	14	2	82.3	65.5	33	2	84.4	62.0
Clemson	11	5	69.5	61.9	20	10	71.5	61.4
Maryland	8	8	68.3	63.0	15	13	70.3	61.1
Duke	7	9	65.4	68.1	16	11	76.1	66.2
NC State	6	10	62.3	68.8	13	14	67.3	69.4
Georgia Tech	5	11	61.6	70.1	12	15	64.4	68.1
Wake Forest	3	13	61.1	71.4	8	19	64.4	71.1
Florida State	3	13	55.9	71.3	6	21	58.3	71.3

1994 ACC Tournament, Rock Hill, S.C., (March 4-7)

First Round	#8 Wake Forest 72 ..	#9 Florida State 57
Quarterfinals	#5 Maryland 60	#4 Duke 45
	#1 Virginia 73	#8 Wake Forest 54
	#2 North Carolina 78 ...	#7 Georgia Tech 55
	#3 Clemson 73	#6 NC State 52
Semifinals	Virginia 63	Maryland 45
	North Carolina 65	Clemson 64
Finals	North Carolina 77	Virginia 60



1994-95		ACC		Overall				
Team	W	L	OAvg	DAvg	W	L	OAvg	DAvg
Virginia	16	0	77.4	57.8	27	5	77.7	59.9
North Carolina ..	12	4	80.0	66.3	30	5	82.6	60.0
NC State	11	5	76.3	68.9	21	10	76.0	70.7
Duke	10	6	72.7	70.8	22	9	79.6	69.5
Clemson	9	7	68.6	67.8	21	11	75.8	64.6
Georgia Tech	5	11	65.2	69.8	14	16	73.9	69.4
Wake Forest	4	12	62.1	76.3	11	16	65.9	72.9
Florida State	3	13	60.4	72.8	8	22	62.0	71.1
Maryland	2	14	60.2	72.5	11	18	63.5	67.9

1995 ACC Tournament, Rock Hill, S.C., (March 2-5)

First Round	#9 Maryland 72	#8 Florida State 56
Quarterfinals	#4 Duke 78	#5 Clemson 71
	#1 Virginia 68	#9 Maryland 46
	#2 North Carolina 71 ...	#7 Wake Forest 51
	#3 NC State 88	#6 Georgia Tech 70
Semifinals	Duke 83 (ot)	Virginia 82
	North Carolina 90	NC State 71
Finals	North Carolina 95	Duke 70



1995-96		ACC		Overall				
Team	W	L	OAvg	DAvg	W	L	OAvg	DAvg
Virginia	13	3	74.6	60.3	26	7	76.9	57.3
Duke	12	4	71.5	62.5	26	7	75.2	61.4
NC State	10	6	73.2	69.6	20	10	74.0	68.2
Clemson	9	7	67.9	67.0	23	8	73.1	62.4
North Carolina	8	8	73.8	72.1	13	14	73.1	69.8
Maryland	7	9	58.6	66.1	13	14	61.6	63.4
Wake Forest	6	10	67.6	70.7	13	14	70.3	68.7
Georgia Tech	5	11	67.8	69.1	14	13	72.6	65.7
Florida State	2	14	59.9	77.4	8	20	59.8	71.0

1996 ACC Tournament, Rock Hill, S.C., (Feb. 29-March 3)

First Round	#9 Florida State 64	#8 Georgia Tech 51
Quarterfinals	#4 Clemson 67	#5 North Carolina 49
	#1 Virginia 83	#9 Florida State 50
	#2 Duke 67	#7 Wake Forest 61
	#3 NC State 63	#6 Maryland 61
Semifinals	Clemson 75	Virginia 67
	Duke 79	NC State 62
Finals	Clemson 71	Duke 54



1996-97		ACC		Overall				
Team	W	L	OAvg	DAvg	W	L	OAvg	DAvg
North Carolina ..	15	1	77.5	66.4	29	3	78.4	62.0
Virginia	12	4	69.5	57.8	23	8	73.4	56.8
NC State	9	7	73.6	66.0	19	12	75.3	62.7
Maryland	9	7	62.9	61.6	18	10	64.3	56.3
Duke	9	7	72.9	70.1	19	11	73.7	65.0
Clemson	8	8	62.8	63.6	19	11	66.0	63.1
Georgia Tech	7	9	65.4	67.5	15	12	70.6	66.8
Wake Forest	3	13	61.4	72.9	12	16	61.8	68.6
Florida State	0	16	55.6	75.7	5	22	59.7	71.3

1997 ACC Tournament, Charlotte, N.C., (Feb. 27-March 2)

First Round	#8 Wake Forest 70 ..	#9 Florida State 59
Quarterfinals	#5 Duke 60 (ot)	#4 Maryland 52
	#1 North Carolina 86 ...	#8 Wake Forest 60
	#2 Virginia 77	#7 Georgia Tech 63
	#6 Clemson 87	#3 NC State 75
Semifinals	North Carolina 66	Duke 55
	Clemson 77 (ot)	Virginia 75
Finals	North Carolina 62	Clemson 58



1997-98				ACC				Overall				
Team	W	L	OAvg	DAvg	W	L	OAvg	DAvg	W	L	OAvg	DAvg
Duke	13	3	75.3	63.9	24	8	75.8	63.8	24	8	75.8	63.8
Clemson	12	4	70.4	64.3	25	8	71.8	61.2	25	8	71.8	61.2
NC State	12	4	68.6	59.4	25	7	71.6	60.6	25	7	71.6	60.6
N. Carolina	11	5	77.4	68.4	27	7	79.2	64.3	27	7	79.2	64.3
Virginia	9	7	73.0	69.9	19	10	70.2	66.6	19	10	70.2	66.6
Maryland	7	9	59.9	61.4	15	13	61.0	60.2	15	13	61.0	60.2
Florida State	5	11	67.0	73.9	9	18	66.2	72.4	9	18	66.2	72.4
Georgia Tech	3	13	58.8	75.3	11	17	63.6	73.1	11	17	63.6	73.1
Wake Forest	0	16	54.3	68.2	4	23	57.4	67.3	4	23	57.4	67.3

1998 ACC Tournament, Charlotte, N.C., (Feb. 26-March 1)

First Round	#8 Georgia Tech 78 .. #9 Wake Forest 67
Quarterfinals	#4 North Carolina 76 #5 Virginia 56 #1 Duke 100 #8 Georgia Tech 56 #2 Clemson 85 #7 Florida State 68 #6 Maryland 61 #3 NC State 48
Semifinals	North Carolina 56 Duke 52 Clemson 63 Maryland 44
Finals	North Carolina 81 Clemson 50



1998-99				ACC				Overall				
Team	W	L	OAvg	DAvg	W	L	OAvg	DAvg	W	L	OAvg	DAvg
Duke	15	1	82.9	65.4	29	7	79.4	64.0	29	7	79.4	64.0
Virginia	12	4	71.6	62.8	20	9	75.9	64.4	20	9	75.9	64.4
N. Carolina	11	5	83.6	77.6	28	8	81.9	70.5	28	8	81.9	70.5
Clemson	11	5	71.9	61.2	26	6	72.9	58.5	26	6	72.9	58.5
NC State	9	7	72.1	66.1	17	12	74.3	65.6	17	12	74.3	65.6
Georgia Tech	6	10	70.8	78.2	13	14	75.4	72.7	13	14	75.4	72.7
Maryland	3	13	60.3	74.7	6	21	60.1	71.9	6	21	60.1	71.9
Wake Forest	3	13	59.6	75.4	8	20	64.0	71.8	8	20	64.0	71.8
Florida State	2	14	70.4	81.5	7	20	73.0	79.6	7	20	73.0	79.6

1999 ACC Tournament, Charlotte, N.C., (Feb 26-March 1)

First Round	#8 Wake Forest 83 #7 Maryland 66 #1 Duke 90 #9 Florida State 57
Quarterfinals	#4 Clemson 52 #5 NC State 51 #2 Virginia 71 #8 Wake Forest 67 #3 North Carolina 87 ... #6 Georgia Tech 71
Semifinals	Clemson 76 Duke 71 North Carolina 83 Virginia 70
Finals	Clemson 87 North Carolina 72



1999-2000				ACC				Overall				
Team	W	L	OAvg	DAvg	W	L	OAvg	DAvg	W	L	OAvg	DAvg
Virginia	13	3	71.4	66.0	25	10	72.1	65.4	25	10	72.1	65.4
Duke	12	4	71.6	56.6	28	6	74.5	56.4	28	6	74.5	56.4
NC State	11	5	70.4	65.6	20	9	70.7	63.1	20	9	70.7	63.1
Clemson	9	7	63.3	62.7	19	12	62.5	60.3	19	12	62.5	60.3
North Carolina	8	8	68.1	70.8	20	13	71.1	68.5	20	13	71.1	68.5
Georgia Tech	7	9	63.4	68.3	17	14	69.9	68.8	17	14	69.9	68.8
Maryland	5	11	63.3	67.5	16	15	67.0	65.0	16	15	67.0	65.0
Florida State	4	12	66.0	68.9	12	17	69.7	69.1	12	17	69.7	69.1
Wake Forest	3	13	56.9	68.8	7	21	57.4	66.2	7	21	57.4	66.2

2000 ACC Tournament, Greensboro, N.C., (March 3-6)

First Round	#8 Florida State 65 #7 Maryland 60 #1 Virginia 72 #9 Wake Forest 47
Quarterfinals	#5 North Carolina 56 #4 Clemson 54 #2 Duke 92 #8 Florida State 65 #6 Georgia Tech 71 #3 NC State 62
Semifinals	North Carolina 67 Virginia 63 Duke 77 Georgia Tech 56
Finals	Duke 79 North Carolina 76



2000-01				ACC				Overall				
Team	W	L	OAvg	DAvg	W	L	OAvg	DAvg	W	L	OAvg	DAvg
Duke	13	3	74.6	64.8	30	4	75.2	61.0	30	4	75.2	61.0
Clemson	10	6	71.4	66.8	21	10	70.6	64.4	21	10	70.6	64.4
NC State	9	7	68.2	62.2	22	11	65.7	58.0	22	11	65.7	58.0
Florida State	9	7	68.5	69.0	19	12	71.0	66.0	19	12	71.0	66.0
Virginia	8	8	70.2	69.3	18	14	72.1	67.5	18	14	72.1	67.5
Maryland	8	8	62.2	67.1	17	12	65.8	63.9	17	12	65.8	63.9
North Carolina	7	9	76.5	74.5	15	14	76.5	71.8	15	14	76.5	71.8
Georgia Tech	5	11	68.4	73.2	14	15	73.0	71.7	14	15	73.0	71.7
Wake Forest	3	13	59.2	72.4	11	17	63.5	69.8	11	17	63.5	69.8

2001 ACC Tournament, Greensboro, N.C., (March 2-5)

First Round	#7 North Carolina 79 ... #8 Georgia Tech 64 #1 Duke 75 (ot) #9 Wake Forest 68
Quarterfinals	#4 Florida State 83 #5 Virginia 77 #2 Clemson 75 #7 North Carolina 57 #3 NC State 74 #6 Maryland 61
Semifinals	Duke 72 Florida State 56 NC State 65 Clemson 52
Finals	Duke 57 NC State 45



2001-02				ACC				Overall				
Team	W	L	OAvg	DAvg	W	L	OAvg	DAvg	W	L	OAvg	DAvg
Duke	16	0	86.2	64.2	31	4	83.5	64.3	31	4	83.5	64.3
North Carolina	11	5	78.6	72.3	26	9	79.9	67.8	26	9	79.9	67.8
Clemson	9	7	66.9	65.7	17	12	66.4	62.4	17	12	66.4	62.4
Virginia	9	7	66.2	69.2	17	13	66.3	66.1	17	13	66.3	66.1
Georgia Tech	7	9	69.5	70.1	15	14	70.7	64.0	15	14	70.7	64.0
NC State	7	9	62.4	64.8	14	15	63.3	63.2	14	15	63.3	63.2
Wake Forest	5	11	57.3	66.3	12	16	60.8	65.6	12	16	60.8	65.6
Maryland	4	12	58.3	64.8	13	17	63.2	61.9	13	17	63.2	61.9
Florida State	4	12	64.8	73.0	13	15	69.7	68.4	13	15	69.7	68.4

2002 ACC Tournament, Greensboro, N.C., (March 1-4)

First Round	#8 Maryland 78 #7 Wake Forest 66 #1 Duke 82 #9 Florida State 66
Quarterfinals	#4 Virginia 60 #5 Georgia Tech 58 #2 North Carolina 78 Maryland 53 #6 NC State 61 #3 Clemson 52
Semifinals	Duke 71 Virginia 67 North Carolina 58 NC State 52
Finals	Duke 87 North Carolina 80



2002-03				ACC				Overall				
Team	W	L	OAvg	DAvg	W	L	OAvg	DAvg	W	L	OAvg	DAvg
Duke	16	0	77.8	54.1	35	2	79.0	54.0	35	2	79.0	54.0
North Carolina	13	3	73.8	65.8	28	6	75.9	62.8	28	6	75.9	62.8
Virginia	9	7	61.1	60.1	17	14	63.0	62.1	17	14	63.0	62.1
Florida State	8	8	59.8	63.4	17	13	65.1	63.0	17	13	65.1	63.0
Georgia Tech	8	8	66.6	66.8	20	11	68.3	62.7	20	11	68.3	62.7
NC State	6	10	60.4	65.2	11	17	62.9	67.0	11	17	62.9	67.0
Clemson	5	11	62.2	66.5	14	15	65.3	63.8	14	15	65.3	63.8
Maryland	4	12	66.4	77.0	10	18	67.4	72.5	10	18	67.4	72.5
Wake Forest	3	13	60.6	69.6	13	15	65.5	64.1	13	15	65.5	64.1

2003 ACC Tournament, Greensboro, N.C., (March 7-10)

First Round	#7 Clemson 63 #8 Maryland 61 #1 Duke 64 #9 Wake Forest 59
Quarterfinals	#5 Georgia Tech 64 .. #4 Florida State 59 #2 North Carolina 80 Clemson 71 #3 Virginia 66 #6 NC State 56
Semifinals	Duke 76 Georgia Tech 52 North Carolina 88 Virginia 78
Finals	Duke 77 North Carolina 59



2003-04

Team	W	L	OAvg	DAvg	W	L	OAvg	DAvg
Duke	15	1	80.8	56.8	30	4	81.9	57.4
North Carolina	12	4	68.9	62.5	24	7	72.8	58.5
NC State	8	8	64.9	66.1	17	15	67.5	64.5
Maryland	8	8	66.2	66.8	18	13	68.4	65.4
Florida State	7	9	67.9	69.8	15	15	70.2	68.4
Clemson	7	9	59.7	67.9	17	12	65.8	66.7
Virginia	6	10	63.0	66.6	13	16	63.8	64.1
Georgia Tech	5	11	60.4	65.8	14	15	63.2	63.9
Wake Forest	4	12	62.5	72.1	12	17	64.6	65.1

2004 ACC Tournament, Greensboro, N.C., (March 5-8)

First Round	#9 Wake Forest 61	#8 Georgia Tech 59
Quarterfinals	#1 Duke 77	#9 Wake Forest 59
	#2 North Carolina 64	#7 Virginia 45
	#3 NC State 45	#6 Clemson 43
	#4 Maryland 62	#5 Florida State 47
Semifinals	Duke 70	Maryland 63
	North Carolina 75	NC State 64
Finals	Duke 63	North Carolina 47



2004-05

Team	W	L	OAvg	DAvg	W	L	OAvg	DAvg
North Carolina ..	12	2	77.9	64.1	30	4	79.4	59.0
Duke	12	2	73.9	61.1	31	5	76.0	56.0
NC State	10	4	69.9	61.3	21	8	67.9	56.6
Florida State	9	5	69.3	68.6	24	8	69.1	61.9
Virginia	8	6	64.2	65.4	21	11	67.7	61.8
Maryland	7	7	71.7	70.9	22	10	72.8	65.3
Virginia Tech	6	8	74.6	72.1	17	12	73.9	67.8
Georgia Tech	4	10	53.1	62.9	13	14	58.2	58.0
Miami	4	10	61.9	72.3	13	16	64.0	68.9
Wake Forest	3	11	67.0	71.6	17	15	70.4	64.4
Clemson	2	12	60.5	73.6	8	20	62.0	69.6

2005 ACC Tournament, Greensboro, N.C., (March 4-7)

First Round	#9 Miami 60	#8 Georgia Tech 58
	#10 Wake Forest 61	#7 Virginia Tech 56
	#6 Maryland 66	#11 Clemson 55
Quarterfinals	#1 North Carolina 64	#9 Miami 57
	#5 Virginia 71	#4 Florida State 67
	#2 Duke 107	#10 Wake Forest 50
	#6 Maryland 63	#3 NC State 56
Semifinals	North Carolina 78	Virginia 72
	Duke 74	Maryland 44
Finals	North Carolina 88	Duke 67

All-Time Top ACC Attendance Records

17,243	Duke at Maryland Comcast Center, College Park, Md.	February 13, 2005
14,500	Virginia at Maryland Cole Field House, College Park, Md.	February 12, 1992
13,446	Duke at Maryland Comcast Center, College Park, Md.	February 22, 2004
11,520	Virginia at NC State Reynolds Coliseum, Raleigh, N.C.	January 12, 1991
11,174	North Carolina at Virginia University Hall, Charlottesville, Va.	February 5, 1986
10,278	Duke at North Carolina Smith Center, Chapel Hill, N.C.	February 14, 2004
10,180	Duke at North Carolina Carmichael Auditorium, Chapel Hill, N.C.	January 20, 2003
10,000	Duke at North Carolina Carmichael Auditorium, Chapel Hill, N.C.	January 22, 1999
9,450	Virginia at North Carolina Carmichael Auditorium, Chapel Hill, N.C.	February 5, 1995
9,315	North Carolina at NC State Reynolds Coliseum, Raleigh, N.C.	February 3, 2000
9,314	North Carolina at Duke Cameron Indoor Stadium, Durham, N.C.	February 20, 2003
9,146	North Carolina at NC State Reynolds Coliseum, Raleigh, N.C.	February 10, 2002
9,000	Duke at Clemson Littlejohn Coliseum, Clemson, S.C.	January 9, 1980

ACC Homecourts

Boston College
Silvio O. Conte Forum (8,606)

Clemson
Littlejohn Coliseum (10,500)

Duke
Cameron Indoor Stadium (9,314)

Florida State
The Tucker Center (12,100)

Georgia Tech
Alexander Memorial Coliseum (9,191)

Maryland
Comcast Center (17,950)

Miami
The Convocation Center (7,000)

North Carolina
Carmichael Auditorium (10,180)

NC State
Reynolds Coliseum (12,400)

Virginia
University Hall (8,392)

Virginia Tech
Cassell Coliseum (10,052)

Wake Forest
Lawrence Joel Coliseum (14,407)

COACHING RECORDS

VICTORIES - ALL GAMES

Coach, School	Total
Kay Yow, NC State	617
Debbie Ryan, Virginia	612
Chris Weller, Maryland	499
Sylvia Hatchell, North Carolina	412
Jim Davis, Clemson	355
Gail Goestenkers, Duke	333
Ferne Labati, Miami	303
Agnus Berenato, Georgia Tech	223
Cathy Inglese, Boston College	218
Debbie Leonard, Duke	213

VICTORIES - ACC GAMES

Coach, School	Total
Debbie Ryan, Virginia	265
Kay Yow, NC State	256
Chris Weller, Maryland	181
Sylvia Hatchell, North Carolina	173
Jim Davis, Clemson	154
Gail Goestenkers, Duke	153
Agnus Berenato, Georgia Tech	84
Jennifer Alley, North Carolina	70
Debbie Leonard, Duke	69
Annie Tribble, Clemson	57

VICTORIES - ACC TOURNAMENT

Coach, School	Total
Chris Weller, Maryland	35
Kay Yow, NC State	34
Sylvia Hatchell, North Carolina	29
Debbie Ryan, Virginia	29
Gail Goestenkers, Duke	24
Jim Davis, Clemson	20
Jennifer Alley, North Carolina	12
Annie Tribble, Clemson	7
Agnus Berenato, Georgia Tech	5
Karen Freeman, Wake Forest	3
Brenda Frese, Maryland	3

NCAA TOURNAMENT WINS

Coach, School	Total
Debbie Ryan, Virginia	31
Gail Goestenkers, Duke	29
Sylvia Hatchell, North Carolina	25
Kay Yow, NC State	17
Jim Davis, Clemson	14
Chris Weller, Maryland	12
Cathy Inglese, Boston College	6
Jennifer Alley, North Carolina	2
Brenda Frese, Maryland	2
Ferne Labati, Miami	2
Sue Semrau, Florida State	2

WINNING PCT. - ALL GAMES

Coach, School	W-L	Pct.
Gail Goestenkers, Duke	333-93	.782
Debbie Ryan, Virginia	612-251	.709
Sylvia Hatchell, North Carolina	412-186	.689
Kay Yow, NC State	617-289	.681
Jim Davis, Clemson	355-197	.643
Chris Weller, Maryland	499-286	.636
Ferne Labati, Miami	303-195	.608
Cathy Inglese, Boston College	218-139	.611
Jennifer Alley, North Carolina	200-135	.597
Annie Tribble, Clemson	178-126	.586

WINNING PCT. - ACC GAMES

Coach, School	W-L	Pct.
Gail Goestenkers, Duke	153-53	.743
Debbie Ryan, Virginia	265-116	.696
Jennifer Alley, North Carolina	70-36	.661
Kay Yow, NC State	256-139	.648
Sylvia Hatchell, North Carolina	173-119	.592
Jim Davis, Clemson	154-124	.554
Chris Weller, Maryland	181-154	.540
Annie Tribble, Clemson	57-53	.513
Brenda Frese, Maryland	19-27	.413
Sue Semrau, Florida State	48-78	.381

WINNING PCT. - ACC TOURNAMENT

Coach, School	W-L	Pct.
Gail Goestenkers, Duke	24-8	.750
Chris Weller, Maryland	35-17	.673
Sylvia Hatchell, North Carolina	29-14	.674
Jennifer Alley, North Carolina	12-8	.600
Kay Yow, NC State	32-24	.571
Jim Davis, Clemson	20-16	.556
Debbie Ryan, Virginia	29-25	.537
Brenda Frese, Maryland	3-3	.500
Annie Tribble, Clemson	7-10	.412
Karen Freeman, Wake Forest	3-5	.375
Agnus Berenato, Georgia Tech	5-15	.250

WINNING PCT. - NCAA TOURNAMENT

Coach, School	W-L	Pct.
Gail Goestenkers, Duke	29-11	.725
Sylvia Hatchell, North Carolina	25-12	.676
Debbie Ryan, Virginia	31-21	.596
Kay Yow, NC State	17-18	.486
Cathy Inglese, Boston College	6-5	.545
Brenda Frese, Maryland	2-2	.500
Debbie Leonard, Duke	1-1	.500
Joe Sanchez, Wake Forest	1-1	.500
Sue Semrau, Florida State	2-2	.500
Chris Weller, Maryland	12-12	.500
Jim Davis, Clemson	14-14	.500

TEAM RECORDS

CONFERENCE GAMES

Team	Years	W	L	Pct.
Boston College	0	0	0	.000
Clemson	28	211	177	.544
Duke	28	222	172	.563
Florida State	14	70	152	.315
Georgia Tech	26	107	267	.286
Maryland	28	200	181	.525
Miami	1	4	10	.286
North Carolina	28	243	155	.611
NC State	28	256	140	.646
Virginia	28	265	116	.696
Virginia Tech	1	6	8	.429
Wake Forest	28	87	293	.229

ALL-TIME RECORD

Team	Years	W	L	Pct.
Boston College	33	455	392	.537
Clemson	30	569	343	.624
Duke	30	548	308	.640
Florida State	32	433	467	.481
Georgia Tech	31	402	456	.469
Maryland	34	593	344	.633
Miami	33	506	374	.575
North Carolina	31	630	316	.666
NC State	31	628	293	.682
Virginia	32	659	283	.700
Virginia Tech	29	468	361	.565
Wake Forest	34	369	500	.425

ALL GAMES AS ACC MEMBER

Team	Years	W	L	Pct.
Boston College	0	0	0	.000
Clemson	28	533	323	.623
Duke	28	546	282	.659
Florida State	14	173	228	.431
Georgia Tech	27	334	396	.458
Maryland	28	512	317	.618
Miami	1	13	16	.448
North Carolina	28	591	290	.671
NC State	28	577	279	.674
Virginia	28	612	251	.709
Virginia Tech	1	17	12	.586
Wake Forest	28	328	450	.422

HOMECOURT WIN-LOSS RECORDS

as members of the ACC

School	Years	Won	Lost	Pct.
Boston College	0	0	0	.000
Clemson	28	294	92	.762
Duke	28	283	92	.755
Florida State	14	99	89	.527
Georgia Tech	27	196	151	.565
Maryland	28	271	108	.715
Miami	1	9	5	.643
North Carolina	28	320	83	.794
NC State	28	288	81	.780
Virginia	28	338	69	.830
Virginia Tech	1	10	3	.769
Wake Forest	28	169	171	.497

Must have coached a minimum of two years to qualify. Active coaches in bold.

**BOSTON COLLEGE VS CLEMSON
CLEMSON LEADS 1-0**

YEAR	WIN-SITE	SCORE
96-97	Clemson-N	55-52
At Boston College: Even 0-0		
At Clemson: Even 0-0		
Neutral: Clemson 1-0		

**BOSTON COLLEGE VS DUKE
DUKE LEADS 3-1**

YEAR	WIN-SITE	SCORE
89-90	Duke-D	85-64
99-00	Boston Col.-D	77-70
00-01	Duke-B	67-49
04-05	Duke-N	70-65
At Boston College: Duke 1-0		
At Duke: Even 1-1		
Neutral: Duke 1-0		

**BOSTON COLLEGE VS FLORIDA STATE
NO MEETINGS**

YEAR	WIN-SITE	SCORE
No prior meetings		
At Boston College: Even 0-0		
At Florida State: Even 0-0		
Neutral: Even 0-0		

**BOSTON COLLEGE VS GEORGIA TECH
GEORGIA TECH LEADS 2-0**

YEAR	WIN-SITE	SCORE
91-92	GaTech-N	97-61
97-98	GaTech-G	81-79
At Boston College: Even 0-0		
At Georgia Tech: Georgia Tech 1-0		
Neutral: Georgia Tech 1-0		

**BOSTON COLLEGE VS MARYLAND
NO MEETINGS**

YEAR	WIN-SITE	SCORE
No prior meetings		
At Boston College: Even 0-0		
At Maryland: Even 0-0		
Neutral: Even 0-0		

**BOSTON COLLEGE VS MIAMI
MIAMI LEADS 15-8**

YEAR	WIN-SITE	SCORE
91-92	Miami-B	78-59
	Miami-M	79-60
92-93	Miami-B	80-67
	Miami-M	84-55
93-94	Boston Col.-B	80-71
	Miami-M	75-72
94-95	Miami-M	80-45
	Miami-B	73-67
95-96	Miami-B	60-59
96-97	Boston Col.-M	66-48
	Boston Col.-B	67-55
	Miami-N	63-48
97-98	Miami-M	85-79
98-99	Miami-M	65-57
	Miami-B	66-53
99-00	Boston Col.-M	66-55
00-01	Miami-B	65-59
	Boston Col.-N	62-49
01-02	Miami-M	60-57
02-03	Boston Col.-M	79-61
	Boston Col.-B	84-77
03-04	Miami-B	70-66
	Boston Col.-N	65-53

At Boston College: Miami 7-3
At Miami: Miami 7-3
Neutral: Boston College 2-1

**BOSTON COLLEGE VS N. CAROLINA
NO MEETINGS**

YEAR	WIN-SITE	SCORE
No prior meetings		

At Boston College: Even 0-0
At North Carolina: Even 0-0
Neutral: Even 0-0

**BOSTON COLLEGE VS NC STATE
NO MEETINGS**

YEAR	WIN-SITE	SCORE
No prior meetings		
At Boston College: Even 0-0		
At NC State: Even 0-0		
Neutral: Even 0-0		

**BOSTON COLLEGE VS VIRGINIA
VIRGINIA LEADS 2-0**

YEAR	WIN-SITE	SCORE
83-84	Virginia-B	58-46
99-00	Virginia-V	74-70
At Boston College: Virginia 1-0		
At Virginia: Virginia 1-0		
Neutral: Even 0-0		

**BOSTON COLLEGE VS VIRGINIA TECH
VIRGINIA TECH LEADS 5-2**

YEAR	WIN-SITE	SCORE
89-90	VaTech-N	74-65
00-01	VaTech-B	64-52
	Boston Col.-V (ot)	65-59
01-02	VaTech-V	73-52
02-03	Boston Col.-B	65-47
	VaTech-N (ot)	74-70
03-04	VaTech-V	80-64
At Boston College: Even 1-1		
At Virginia Tech: Virginia Tech 2-1		
Neutral: Virginia Tech 2-0		

**BOSTON COLLEGE VS WAKE FOREST
NO MEETINGS**

YEAR	WIN-SITE	SCORE
No prior meetings		
At Boston College: Even 0-0		
At Wake Forest: Even 0-0		
Neutral: Even 0-0		

**CLEMSON VS DUKE
CLEMSON LEADS 32-27**

YEAR	WIN-SITE	SCORE
77-78	Clemson-C	118-59
78-79	Clemson-D	94-58
	Clemson-N	81-56
79-80	Clemson-C	111-56
80-81	Clemson-D	67-54
81-82	Clemson-C	84-59
82-83	Duke-C	72-70
	Duke-D	95-81
	Clemson-N (ot)	93-92
83-84	Clemson-D	78-72
	Clemson-C	79-73
84-85	Duke-D	84-76
	Duke-C	76-70
	Duke-N	81-76
85-86	Duke-C	93-77
	Duke-D	80-76
86-87	Duke-D	78-72
	Clemson-C	79-76
87-88	Duke-D	68-61
	Clemson-C	78-65
	Clemson-N	81-65
88-89	Clemson-C	69-55
	Clemson-D	71-50
89-90	Clemson-C	64-49
	Clemson-D	65-60
	Clemson-N	77-68
90-91	Clemson-C	63-49
	Clemson-D	67-59
	Clemson-N	60-58
91-92	Clemson-D	107-72
	Clemson-C	63-59
92-93	Clemson-C	88-63
	Duke-D	67-65
93-94	Duke-C	74-67
	Clemson-D	90-82
94-95	Clemson-C	78-64

Clemson-D (ot)	88-82
Duke-N	78-71
Duke-D	74-63
Duke-C	75-65
Clemson-N	71-54
Duke-D	70-61
Clemson-C	72-69
Clemson-C	72-61
Duke-D	78-59
Duke-D	86-77
Clemson-C	80-75
Clemson-N	76-71
99-00	Duke-D 60-51
	Duke-C 59-44
00-01	Clemson-C 93-75
	Duke-D 92-42
01-02	Duke-C 81-58
	Duke-D 77-69
02-03	Duke-D 69-53
	Duke-C 61-49
03-04	Duke-C 78-60
	Duke-D 102-45
04-05	Duke-D 72-48
At Clemson: Clemson 16-9	
At Duke: Duke 15-10	
Neutral: Clemson 7-2	

**CLEMSON VS FLORIDA STATE
CLEMSON LEADS 23-7**

YEAR	WIN-SITE	SCORE
80-81	Clemson-N	78-59
91-92	Clemson-C	80-73
	Florida St.-F	79-66
92-93	Clemson-F	84-69
	Clemson-C	70-63
93-94	Clemson-C	80-26
	Clemson-F	75-60
94-95	Clemson-C	72-68
	Clemson-F	67-64
95-96	Clemson-F	87-74
	Clemson-C	70-53
96-97	Clemson-C	74-63
	Clemson-F	71-47
97-98	Clemson-F	87-84
	Clemson-C	85-56
	Clemson-N	85-68
98-99	Clemson-C	77-55
	Clemson-F	71-67
99-00	Clemson-F	73-61
	Clemson-C	75-58
00-01	Clemson-C	79-66
	Clemson-F	63-49
01-02	Clemson-C	74-70
	Clemson-F	56-43
02-03	Florida St.-C	59-57
	Florida St.-F	68-59
03-04	Florida St.-C	68-61
	Florida St.-F	65-50
04-05	Florida St.-C	68-57
	Florida St.-F	82-61

At Clemson: Clemson 11-3
At Florida State: Clemson 10-4
Neutral: Clemson 2-0

**CLEMSON VS GEORGIA TECH
CLEMSON LEADS 40-13**

YEAR	WIN-SITE	SCORE
79-80	Clemson-C	103-67
80-81	Clemson-G	75-61
81-82	Clemson-C	72-50
	Clemson-N	62-54
82-83	Clemson-G	79-67
	Clemson-C	84-66
83-84	Clemson-C	82-70
	Clemson-G	79-72
84-85	Clemson-G (ot)	84-81
	Clemson-C	95-75
85-86	Clemson-G	90-80
	Clemson-C	84-73
86-87	GaTech-C	81-78
	GaTech-G	82-66
87-88	Clemson-C	94-72
	Clemson-G	90-74
88-89	Clemson-C	83-56
	Clemson-G	89-62
	Clemson-N	94-74
89-90	Clemson-C	77-69
	Clemson-G	80-75

90-91	Clemson-G	63-61
	Clemson-C	76-64
91-92	Clemson-G	73-69
	GaTech-C	59-57
	GaTech-N	74-73
92-93	GaTech-G	86-68
	Clemson-C	85-80
	Clemson-N	87-66
93-94	Clemson-C	77-52
	Clemson-G	55-51
94-95	Clemson-C	68-56
	GaTech-G	68-60
95-96	GaTech-G	55-38
	GaTech-C	72-62
96-97	Clemson-G	67-59
	Clemson-C	52-50
97-98	Clemson-C	79-56
	Clemson-G	89-58
98-99	Clemson-G	61-56
	Clemson-C	69-41
99-00	GaTech-G	81-62
	Clemson-C	72-43
00-01	Clemson-G	72-64
	Clemson-C	68-49
01-02	GaTech-G	83-78
	Clemson-C	68-65
02-03	GaTech-G (ot)	89-78
	GaTech-C	78-63
03-04	Clemson-G	75-61
	Clemson-C	59-47
04-05	GaTech-G	53-48
	Clemson-C	58-49

At Clemson: Clemson 21-4
At Georgia Tech: Clemson 16-8
Neutral: Clemson 3-1

**CLEMSON VS MARYLAND
MARYLAND LEADS 32-24**

YEAR	WIN-SITE	SCORE
77-78	Maryland-M	91-86
	Maryland-N	98-76
78-79	Maryland-C	84-71
79-80	Maryland-M	85-69
	Maryland-M	92-61
80-81	Clemson-C	64-61
	Maryland-M	85-76
81-82	Maryland-C	93-81
82-83	Maryland-N	79-71
	Maryland-M	85-67
83-84	Clemson-C	70-63
	Maryland-M	80-74
84-85	Clemson-C	66-61
	Clemson-M	87-83
85-86	Maryland-C	77-73
	Maryland-M	62-59
86-87	Maryland-M	92-69
	Clemson-C	82-80
87-88	Maryland-C (ot)	79-78
	Maryland-M	84-67
88-89	Clemson-C	69-67
	Maryland-M	88-63
89-90	Clemson-C	72-60
	Clemson-M	77-65
90-91	Maryland-C	71-68
	Clemson-M	74-63
91-92	Maryland-M	63-59
	Clemson-C	72-55
92-93	Maryland-C	64-60
	Maryland-M	81-73
93-94	Clemson-C	54-52
	Maryland-M	84-46
94-95	Clemson-M	66-57
	Clemson-C	74-56
95-96	Clemson-C	70-53
	Maryland-M	74-72
96-97	Maryland-M	72-53
	Maryland-C	70-64
97-98	Clemson-C	73-51
	Clemson-M (ot)	74-70
	Clemson-N	63-44
98-99	Clemson-C	89-48
	Clemson-M	55-45
99-00	Maryland-C	74-58
	Clemson-M	59-57
00-01	Maryland-M (ot)	85-73
	Maryland-C	68-62
01-02	Maryland-M	70-59
	Clemson-C	60-47
02-03	Clemson-C	70-59
	Clemson-M	85-67

03-04	Clemson-N	63-61
	Maryland-M	68-55
	Maryland-C	80-69
04-05	Maryland-C	87-82
	Maryland-N	66-55

At Clemson: Clemson 14-11
At Maryland: Maryland 18-8
Neutral: Maryland 3-2

**CLEMSON VS MIAMI
CLEMSON LEADS 2-1**

YEAR	WIN-SITE	SCORE
81-82	Clemson-N	74-59
97-98	Clemson-N	60-49
04-05	Miami-C	83-69
At Clemson: Miami 1-0		
At Miami: 0-0		
Neutral: Clemson 2-0		

**CLEMSON VS NORTH CAROLINA
NORTH CAROLINA LEADS 41-26**

YEAR	WIN-SITE	SCORE
75-76	UNC-N	85-71
76-77	Clemson-C	79-59
77-78	UNC-NC	95-79
	Clemson-NC	76-73
78-79	Clemson-NC	79-6

04-05 UNC-NC 99-55
At Clemson: Clemson 14-12
At UNC: North Carolina 21-8
Neutral: North Carolina 8-4

CLEMSON VS NC STATE
NC STATE LEADS 42-27

YEAR	WIN-SITE	SCORE
76-77	NC State-C	94-82
77-78	NC State-N	84-82
	NC State-S	98-74
78-79	Clemson-C	86-73
	NC State-S	94-65
	NC State-S	82-67
79-80	NC State-S	87-65
	NC State-C	74-72
80-81	Clemson-C	73-70
	NC State-C	83-68
81-82	Clemson-C	94-75
	NC State-S	76-61
82-83	NC State-C	83-66
	NC State-S	99-67
	NC State-N	103-87
83-84	Clemson-S	73-67
	NC State-C (2ot)	105-104
84-85	NC State-C	79-74
	NC State-S	87-72
85-86	NC State-S	76-72
	NC State-C	75-62
86-87	NC State-C	87-75
	NC State-S	83-65
	NC State-N	79-58
87-88	Clemson-C	76-72
	Clemson-S	72-66
88-89	NC State-C	78-76
	NC State-S	81-71
	NC State-N	93-86
89-90	NC State-C	72-64
	NC State-S	82-81
90-91	Clemson-C	82-73
	NC State-S	77-55
	NC State-N	84-61
91-92	NC State-S	86-85
	Clemson-C	88-72
	Clemson-N (ot)	96-93
92-93	Clemson-C	89-66
	NC State-S	79-71
93-94	Clemson-S	71-56
	Clemson-C	71-59
	Clemson-N	73-52
94-95	NC State-S	72-66
	NC State-C	68-55
95-96	Clemson-C	76-64
	NC State-N	77-72
96-97	Clemson-C	60-54
	NC State-S	64-53
	Clemson-N	87-75
97-98	NC State-S	73-51
	Clemson-C (ot)	68-58
98-99	Clemson-C	88-67
	Clemson-S	70-58
	Clemson-N	52-51
99-00	Clemson-C	71-56
	NC State-S	67-58
00-01	Clemson-S	67-52
	NC State-C	56-50
	NC State-N	65-52
01-02	Clemson-C	62-51
	Clemson-S	63-52
	NC State-N	63-52
02-03	NC State-S	63-55
	Clemson-C	73-62
03-04	Clemson-C	77-64
	NC State-S	76-55
	NC State-N	45-43
04-05	Clemson-C	78-65
	NC State-S	69-45

At Clemson: Clemson 17-12
At NC State: NC State 22-6
Neutral: NC State 8-4

CLEMSON VS VIRGINIA
VIRGINIA LEADS 30-28

YEAR	WIN-SITE	SCORE
77-78	Clemson-C	86-58
	Clemson-V	73-59
78-79	Clemson-V	62-59
79-80	Clemson-C	88-71

80-81	Clemson-N	78-76
	Virginia-V	77-67
81-82	Clemson-C	76-65
82-83	Clemson-V	76-71
	Clemson-C (ot)	86-84
83-84	Virginia-V	83-75
	Virginia-C	77-76
84-85	Clemson-C	75-67
	Clemson-V	66-63
85-86	Virginia-C	96-89
	Virginia-V	80-79
86-87	Virginia-C	83-77
	Virginia-V	82-66
87-88	Virginia-V	67-64
	Clemson-C	85-77
	Virginia-N	66-57
88-89	Virginia-C	64-63
	Clemson-V	93-84
89-90	Virginia-V	67-64
	Virginia-C	71-63
	Virginia-N	84-66
90-91	Virginia-C	81-75
	Virginia-V	89-62
	Clemson-N	65-62
91-92	Virginia-V	85-52
	Virginia-C	85-81
92-93	Clemson-C (ot)	61-60
	Virginia-V	87-70
	Virginia-N	79-71
93-94	Virginia-V	69-65
	Clemson-C	70-61
94-95	Virginia-C	76-67
	Virginia-V	78-55
	Clemson-V	63-59
95-96	Clemson-C	57-45
	Clemson-N	75-67
96-97	Clemson-V	58-44
	Virginia-C	75-65
	Clemson-N (ot)	77-75
97-98	Clemson-C	74-67
	Virginia-V	72-55
98-99	Virginia-C	67-66
	Virginia-V	75-55
99-00	Virginia-V (2ot)	77-74
	Virginia-C	72-63
00-01	Clemson-V	87-71
	Clemson-C	78-71
01-02	Clemson-V	79-68
	Clemson-C	73-65
02-03	Clemson-C	63-62
	Virginia-V	69-54
03-04	Clemson-V	58-55
	Clemson-C	60-56
04-05	Virginia-V	68-49

CLEMSON VS VIRGINIA TECH
CLEMSON LEADS 3-2

YEAR	WIN-SITE	SCORE
84-85	Clemson-C	101-90
85-86	Clemson-V	77-76
00-01	Clemson-C	80-59
01-02	VaTech-V	68-58
04-05	VaTech-C	81-66

At Clemson: Clemson 2-1
At Virginia Tech: Even 1-1
Neutral: 0-0

CLEMSON VS WAKE FOREST
CLEMSON LEADS 40-11

YEAR	WIN-SITE	SCORE
77-78	Clemson-W	108-53
78-79	Clemson-C	111-59
79-80	Clemson-W	104-58
80-81	Clemson-C	93-74
	Clemson-C	90-58
81-82	Clemson-W	89-62
82-83	Clemson-C	103-71
83-84	Clemson-C	100-58
	Clemson-W	79-75
84-85	Clemson-C	76-68
	Clemson-W	71-63
85-86	W. Forest-C	88-73
	Clemson-W	92-67
86-87	W. Forest-W	90-54
	Clemson-C	95-82

87-88	W. Forest-C	70-64
	W. Forest-W	83-78
88-89	W. Forest-C	82-76
	Clemson-W	72-61
89-90	Clemson-C	69-59
	Clemson-W	63-59
90-91	Clemson-W	69-63
	W. Forest-C	59-58
91-92	Clemson-C	80-62
	Clemson-W	73-56
92-93	Clemson-W	71-51
	Clemson-C	68-58
93-94	Clemson-C	72-54
	Clemson-W	65-48
94-95	Clemson-W	67-59
	Clemson-C	72-57
95-96	Clemson-C	85-68
	Clemson-W	59-58
96-97	W. Forest-W	69-60
	Clemson-C	60-57
97-98	Clemson-W	61-60
	Clemson-C	64-41
98-99	Clemson-C	78-38
	Clemson-W	66-38
99-00	Clemson-C	66-55
	Clemson-W	63-59
00-01	Clemson-C	67-45
	Clemson-W	72-55
01-02	W. Forest-W	58-46
	Clemson-C	65-46
02-03	Clemson-C	61-45
	W. Forest-W	66-55
03-04	Clemson-C	71-68
	Clemson-W	72-55
04-05	W. Forest-W	86-71
	W. Forest-C	68-60

At Clemson: Clemson 21-5
At Wake Forest: Clemson 19-6
Neutral: 0-0

DUKE VS FLORIDA STATE
DUKE LEADS 24-7

YEAR	WIN-SITE	SCORE
91-92	Florida St.-F	67-55
	Florida St.-D	61-53
92-93	Florida St.-D	84-72
	Florida St.-F	74-67
93-94	Duke-D	66-60
	Florida St.-F	78-73
94-95	Duke-D	84-68
	Duke-F	75-71
95-96	Duke-D	92-30
	Duke-F	61-47
96-97	Duke-D	87-46
	Duke-F	77-70
97-98	Duke-D	96-76
	Duke-F	79-67
98-99	Duke-D	91-72
	Duke-F	92-75
	Duke-N	90-57
99-00	Duke-F	59-54
	Duke-D	87-52
	Duke-N	92-65
00-01	Duke-F	73-60
	Florida St.-D	71-69
	Duke-N	72-56
01-02	Duke-F	102-80
	Duke-D	88-55
	Duke-N	82-66
02-03	Duke-D	81-63
	Duke-F	70-49
03-04	Duke-D	79-66
	Florida St.-F	80-74
04-05	Duke-D	75-64

At Duke: Duke 11-3
At Florida State: Duke 9-4
Neutral: Duke 4-0

DUKE VS GEORGIA TECH
DUKE LEADS 47-7

YEAR	WIN-SITE	SCORE
78-79	Duke-D	70-55
79-80	Duke-G	72-71
80-81	Duke-D	74-51
81-82	Duke-D	62-50
	GaTech-G	64-61
82-83	Duke-G	55-43
	Duke-D	80-40

83-84	Duke-G	74-72
	Duke-D	69-61
84-85	Duke-G	65-58
	Duke-D	75-67
85-86	Duke-G	65-58
	Duke-D	77-61
86-87	Duke-D	85-66
	Duke-G	86-72
87-88	Duke-D (ot)	77-71
	Duke-G	80-71
88-89	GaTech-D (ot)	97-94
	Duke-G	78-71
89-90	Duke-D	72-68
	GaTech-G	78-74
90-91	Duke-G	93-79
	Duke-D	89-76
91-92	Duke-D	80-76
	GaTech-G	75-53
92-93	GaTech-D (ot)	86-80
	GaTech-G	72-67
93-94	Duke-D	56-50
	GaTech-G	61-56
94-95	Duke-G	80-71
	Duke-D	77-67
95-96	Duke-D	78-66
	Duke-G	70-55
96-97	Duke-D	74-65
	Duke-G	83-58
97-98	Duke-D	87-56
	Duke-G	58-55
	Duke-N	100-56
98-99	Duke-D	113-46
	Duke-G	74-73
99-00	Duke-G	64-45
	Duke-D	83-51
	Duke-N	77-56
00-01	Duke-D	86-83
	Duke-G	74-54
01-02	Duke-G	76-60
	Duke-D	86-50
02-03	Duke-G	79-59
	Duke-D	82-43
	Duke-N	76-52
03-04	Duke-G	77-45
	Duke-D	81-41
04-05	Duke-D	82-59
	Duke-G	73-55

At Duke: Duke 24-2
At Georgia Tech: Duke 20-5
Neutral: Duke 3-0

DUKE VS MARYLAND
MARYLAND LEADS 31-27

YEAR	WIN-SITE	SCORE
77-78	Maryland-D	117-47
	Maryland-N	103-39
78-79	Maryland-M	82-55
79-80	Maryland-D	82-63
80-81	Maryland-M	85-68
80-81 (c)	Maryland-N	72-49
81-82	Maryland-D	65-62
82-83	Maryland-D	72-49
	Maryland-M	89-68
83-84	Maryland-M	81-54
	Maryland-D	64-63
84-85	Duke-D	68-58
	Duke-M	63-60
85-86	Maryland-M	74-60
	Maryland-D	72-67
86-87	Maryland-M	65-64
	Duke-D	70-63
	Maryland-N	64-62
87-88	Maryland-M	83-73
	Duke-D	81-73
88-89	Maryland-D	87-86
	Maryland-M	100-64
89-90	Maryland-M	68-60
	Maryland-D	62-58
90-91	Maryland-D	74-63
	Duke-M	45-44
91-92	Maryland-D	80-54
	Maryland-M	74-69
92-93	Maryland-D	82-51
	Maryland-M	90-71
93-94	Maryland-M	67-50
	Duke-D	62-60
	Maryland-N	60-45
94-95	Duke-M	80-62
	Duke-D	67-63
95-96	Duke-D	57-53

96-97	Maryland-M	63-52
	Maryland-M	68-64
	Duke-D	66-57
	Duke-N	60-52
97-98	Duke-D	65-48
	Maryland-M	54-53
98-99	Duke-M	90-61
	Duke-D	72-54
99-00	Duke-M	79-61
	Maryland-D	63-62
00-01	Duke-M	75-64
	Duke-D	75-54
01-02	Duke-D	90-74
	Duke-M	66-55
02-03	Duke-D	101-52
	Duke-M	97-55
03-04	Duke-D	78-48
	Duke-M	72-59
	Duke-N	70-63
04-05	Duke-D	60-57
	Duke-M	60-49
	Duke-N	74-44

At Duke: Duke 14-12
At Maryland: Maryland 15-10
Neutral: Maryland 4-3

DUKE VS MIAMI
DUKE LEADS 2-0

YEAR	WIN-SITE	SCORE
04-05	Duke-M	72-63
	Duke-D	95-61

At Duke: Duke 1-0
At Miami: Duke 1-0
Neutral: 0-0

DUKE VS NORTH CAROLINA
NORTH CAROLINA LEADS 42-25

YEAR	WIN-SITE	SCORE
75-76N	Carolina-NC	85-54
77-78N	Carolina-NC	87-68
	N. Carolina-D	80-72
78-79	N. Carolina-D	82-65
	N. Carolina-NC	69-54
79-80N	Carolina-NC	91-58
	N. Carolina-N	85-63
	Duke-D	66-61
	N. Carolina-D	83-59
80-81	N. Carolina-D	77-65
	N. Carolina-NC	77-47

99-00	Duke-D	101-58
	N. Carolina-NC	73-64
	Duke-N	79-76
00-01	Duke-NC	92-85
	Duke-D	72-67
01-02	Duke-D	102-82
	Duke-NC	90-75
	Duke-N	87-80
02-03	Duke-NC (ot)	78-67
	Duke-D	97-63
	Duke-N	77-59
03-04	Duke-D	79-57
	Duke-NC	89-79
	Duke-N	63-47
04-05	N. Carolina-NC	56-51
	N. Carolina-D	77-68
	N. Carolina-N	88-67

At Duke: Duke 16-12

At N. Carolina: N. Carolina 21-8

Neutral: N. Carolina 6-4

DUKE VS NC STATE NC STATE LEADS 38-24

YEAR	WIN-SITE	SCORE
74-75	NC State-S%	69-66
75-76	NC State-D	67-37
	NC State-S	78-35
76-77	NC State-S	87-35
77-78	NC State-S	125-43
	NC State-D	86-36
78-79	NC State-D	99-44
79-80	NC State-S	86-55
80-81	NC State-D	96-78
81-82	NC State-D	70-53
	NC State-S	81-61
	NC State-S	69-55
82-83	NC State-S	71-55
	NC State-D	102-81
83-84	NC State-D	86-62
	Duke-S	74-73
	NC State-N	81-68
84-85	NC State-S	68-62
	NC State-D	73-72
	NC State-N	89-57
85-86	Duke-D	70-66
	NC State-S	102-86
86-87	NC State-D	86-79
	Duke-S	76-69
87-88	NC State-S	97-85
	Duke-D	68-66
88-89	NC State-D	75-68
	NC State-S	92-78
	NC State-N	89-50
89-90	NC State-D	103-87
	NC State-S	80-61
90-91	NC State-S	96-84
	NC State-D	98-63
91-92	Duke-S	73-69
	NC State-D	87-67
92-93	NC State-S	77-60
	Duke-D	82-65
93-94	Duke-D	69-66
	NC State-S	71-70
94-95	Duke-D	91-70
	NC State-S	71-55
95-96	NC State-S	75-73
	NC State-D	80-74
	Duke-N	79-62
96-97	NC State-S	86-73
	Duke-D (ot)	96-95
97-98	Duke-S	75-61
	Duke-D	65-62
98-99	Duke-S	67-62
	Duke-D	75-67
99-00	NC State-S (ot)	80-75
	Duke-D	70-64
00-01	Duke-D	62-59
	NC State-S	69-55
	Duke-N	57-45
01-02	Duke-S	73-68
	Duke-D	81-54
02-03	Duke-S	54-44
	Duke-D	86-60
03-04	Duke-D	75-56
	Duke-S	90-57
04-05	Duke-S	52-49

At Duke: NC State 16-12

At NC State: NC State 19-10

Neutral: NC State 3-2

(% Duke was a club team in 74-75)

DUKE VS VIRGINIA VIRGINIA LEADS 32-22

YEAR	WIN-SITE	SCORE
77-78	Virginia-D	73-55
78-79	Virginia-D	68-61
79-80	Virginia-V	74-58
	Duke-D	65-63
80-81	Virginia-V	73-57
81-82	Duke-D	80-63
82-83	Duke-D	73-63
	Virginia-V	66-63
83-84	Virginia-D	72-58
	Virginia-V	82-55
84-85	Virginia-D	75-58
	Virginia-V	74-66
85-86	Virginia-V	90-76
	Virginia-D	81-67
86-87	Virginia-V	71-43
	Duke-D	77-76
87-88	Virginia-D	72-49
	Virginia-V	79-67
88-89	Virginia-V	78-66
	Virginia-D	99-81
89-90	Duke-D	84-74
90-91	Virginia-D	86-62
	Virginia-V	95-56
	Virginia-V	86-61
91-92	Virginia-D	81-54
	Virginia-V	93-48
	Virginia-N	81-55
92-93	Virginia-V	76-57
	Virginia-D	91-61
93-94	Virginia-D	87-66
	Virginia-V	73-60
94-95	Virginia-V	78-62
	Virginia-D	67-61
	Duke-N (ot)	83-82
95-96	Virginia-D	61-60
	Duke-V	72-69
96-97	Virginia-V	62-55
	Virginia-D	86-56
97-98	Duke-D	93-66
	Duke-V (ot)	85-78
98-99	Duke-D	84-68
	Duke-V	66-56
99-00	Duke-D	83-62
	Virginia-V	61-49
00-01	Duke-V	71-68
	Duke-D	76-53
01-02	Duke-V	107-73
	Duke-D	86-69
	Duke-N	71-67
02-03	Duke-V	60-59
	Duke-D	75-48
03-04	Duke-V	63-52
	Duke-D	87-54
04-05	Duke-V	87-65

At Duke: Virginia 14-12

At Virginia: Virginia 17-8

Neutral: Duke 2-1

DUKE VS VIRGINIA TECH DUKE LEADS 4-2

YEAR	WIN-SITE	SCORE
80-81	VaTech-V	66-65
81-82	Duke-D	71-58
92-93	Duke-D	85-63
98-99	VaTech-D	72-70
99-00	Duke-V	70-61
04-05	Duke-D	88-67

At Duke: Duke 3-1

At Virginia Tech: Even 1-1

Neutral: 0-0

DUKE VS WAKE FOREST DUKE LEADS 46-18

YEAR	WIN-SITE	SCORE
74-75	W. Forest-W%	59-34
	W. Forest-D%	55-50
76-77	W. Forest-W	57-52
77-78	W. Forest-D	55-54
78-79	Duke-W	65-52
	Duke-D	77-66
79-80	Duke-W	80-70
	Duke-D	71-68
80-81	Duke-D	98-75
	Duke-W	76-61

81-82	W. Forest-W	67-60
	Duke-D	75-52
82-83	Duke-W	76-58
83-84	Duke-D	66-57
	W. Forest-W	73-58
84-85	W. Forest-W	64-53
	W. Forest-D	59-55
85-86	Duke-D	77-67
	Duke-W	76-59
	W. Forest-N	72-71
86-87	W. Forest-D	73-72
	Duke-W	84-63
87-88	W. Forest-W	58-57
	W. Forest-D	62-59
88-89	W. Forest-D	72-69
	W. Forest-W	79-74
89-90	W. Forest-W	72-63
	Duke-D	66-61
90-91	Duke-D	65-52
	W. Forest-W	68-51
91-92	Duke-W	73-59
	Duke-D	69-61
	Duke-N	61-52
92-93	W. Forest-D	64-60
	Duke-W	71-59
	W. Forest-N	70-69
93-94	Duke-W	56-50
	Duke-D	60-51
94-95	Duke-D	76-58
	Duke-W	78-66
95-96	Duke-W	74-64
	Duke-D	85-66
	Duke-N	67-61
96-97	Duke-D	82-70
	Duke-W	81-58
97-98	Duke-W	73-60
	Duke-D	79-55
98-99	Duke-W	74-59
	Duke-D	86-48
99-00	Duke-D	82-48
	Duke-W	69-38
00-01	Duke-D	81-56
	Duke-W	66-58
	Duke-N (ot)	75-68
01-02	Duke-D	91-46
	Duke-W	83-60
02-03	Duke-D	71-61
	Duke-W	83-41
	Duke-N	64-59
03-04	Duke-W	88-55
	Duke-D	80-55
	Duke-N	77-59
04-05	Duke-W	99-86
	Duke-N	107-50

At Duke: Duke 20-7

At Wake Forest: Duke 20-9

Neutral: Duke 6-2

(% Duke was a club team in 74-75)

FLORIDA STATE VS GEORGIA TECH GEORGIA TECH LEADS 17-15

YEAR	WIN-SITE	SCORE
74-75	Florida St.-G	58-22
80-81	GaTech-G	97-84
91-92	GaTech-F	70-68
	Florida St.-G	77-66
92-93	Florida St.-G	79-71
	GaTech-F	61-46
93-94	GaTech-F	65-62
	GaTech-G	63-51
94-95	Florida St.-G	60-58
	GaTech-F	68-57
95-96	GaTech-G	97-65
	Florida St.-F (3ot)	90-85
	Florida St.-N	64-51
96-97	GaTech-G	75-51
	GaTech-F	68-60
97-98	Florida St.-G	88-53
	Florida St.-F	77-56
98-99	GaTech-G	92-70
	GaTech-F	86-78
99-00	Florida St.-G	93-64
	Florida St.-F	77-74
00-01	Florida St.-G	66-65
	Florida St.-F	89-69
01-02	Florida St.-G	87-78
	GaTech-F	73-56
02-03	Florida St.-F	66-47
	GaTech-G	86-56
	GaTech-N	64-59

03-04	GaTech-G	66-59
	GaTech-F	73-62
04-05	GaTech-F	59-58
	Florida St.-G	51-49

At Florida St.: GaTech 9-5
At Georgia Tech: Florida St. 9-7
Neutral: Even 1-1

FLORIDA STATE VS MARYLAND MARYLAND LEADS 19-12

YEAR	WIN-SITE	SCORE
91-92	Maryland-F	79-64
	Maryland-M	101-70
92-93	Florida St.-F	68-61
	Maryland-M	74-61
	Maryland-N	91-68
93-94	Maryland-F	69-54
	Maryland-M	81-39
94-95	Maryland-F	70-56
	Florida St.-M	66-59
	Maryland-N	72-56
95-96	Maryland-F	72-49
	Maryland-M	75-63
96-97	Maryland-F	65-48
	Maryland-M	79-59
97-98	Florida St.-F	53-50
	Maryland-M	77-49
98-99	Maryland-M	94-76
	Florida St.-F	69-63
99-00	Maryland-M	68-67
	Florida St.-F	66-52
	Florida St.-N	65-60
00-01	Florida St.-F	69-38
	Florida St.-M	77-65
01-02	Maryland-M	62-50
	Florida St.-F	60-55
02-03	Florida St.-M	76-61
	Maryland-F	66-61
03-04	Florida St.-F	82-77
	Maryland-M	76-67
	Maryland-N	62-47
04-05	Florida St.-F (ot)	95-91

At Florida State: Florida St. 8-6

At Maryland: Maryland 10-3

Neutral: Maryland 3-1

FLORIDA STATE VS MIAMI FLORIDA STATE LEADS 20-7

YEAR	WIN-SITE	SCORE
74-75	Florida St.-N	59-45
77-78	Florida St.-N	66-56
78-79	Florida St.-F	79-53
	Florida St.-M	74-64
	Florida St.-N	73-57
79-80	Florida St.-M	82-64
	Florida St.-F	93-74
	Florida St.-N	72-61
80-81	Florida St.-F	87-73
	Florida St.-M	62-55
81-82	Miami-N	79-70
	Florida St.-M	77-74
	Florida St.-F	66-52
83-84	Florida St.-N	84-80
	Florida St.-F	76-64
84-85	Miami-M	79-65
	Miami-F	74-67
86-87	Florida St.-M	75-74
	Miami-F	80-73
88-89	Miami-N	96-85
	Miami-M	88-79
89-90	Florida St.-F	95-66
90-91	Florida St.-M	76-62
91-92	Florida St.-F	71-69
92-93	Florida St.-M	64-61
04-05	Florida St.-F	65-56
	Miami-M	62-57

At Florida St.: Florida St. 8-2

At Miami: Florida State 7-3

Neutral: Florida State 5-2

FLORIDA ST. VS N. CAROLINA NORTH CAROLINA LEADS 24-7

YEAR	WIN-SITE	SCORE
81-82	Florida St.-N	77-68
82-83	Florida St.-N	75-74
87-88	N. Carolina-NC	82-79

91-92	Florida St.-F	70-61
	N. Carolina-NC	69-52
	N. Carolina-N	81-69
92-93	Florida St.-NC	85-66
	N. Carolina-F	73-60
93-94	N. Carolina-NC	102-61
	N. Carolina-F	71-48
94-95	N. Carolina-F	77-52
	N. Carolina-NC	92-47
95-96	N. Carolina-NC	67-59
	Florida St.-F	73-64
96-97	N. Carolina-F	88-63
	N. Carolina-NC	82-56
97-98	N. Carolina-NC	103-77
	N. Carolina-F	75-58
98-99	N. Carolina-F	112-101
	N. Carolina-NC	87-76
99-00	N. Carolina-NC	77-67
	N. Carolina-F	78-74
00-01	N. Carolina-F	75-62
	Florida St.-NC (ot)	80-78
01-02	N. Carolina-F	93-81
	N. Carolina-NC	93-63
02-03	N. Carolina-F	74-53
	N. Carolina-NC	72-56
03-04	N. Carolina-NC	66-60
	N. Carolina-F	71-58
04-05	Florida St.-F (ot)	79-73

At Florida St.: N. Carolina 11-3
At N. Carolina: N. Carolina 12-2
Neutral: Florida State 2-1

FLORIDA STATE VS NC STATE NC STATE LEADS 21-6

YEAR	WIN-SITE	SCORE
91-92	Florida St.-F	76-75

ACC SERIES RECORDS

00-01	Virginia-V	74-59
	Florida St.-F	60-58
	Virginia-V	77-65
	Florida St.-V	83-77
01-02	Virginia-V	66-62
	Virginia-F	57-54
02-03	Florida St.-F	55-46
	Virginia-V	63-54
03-04	Virginia-F (ot)	82-80
	Florida St.-V	73-71
04-05	Virginia-F	77-62
	Virginia-N (ot)	71-67
At Florida State: Virginia 12-2		
At Virginia: Virginia 13-1		
Neutral: Virginia 2-1		

**FLORIDA STATE VS VIRGINIA TECH
FLORIDA STATE LEADS 13-8**

YEAR	WIN-SITE	SCORE
79-80	Florida St.-F	67-57
79-80	VaTech-F	77-54
81-82	Florida St.-V	93-82
83-84	VaTech-V	63-58
84-85	Florida St.-F	85-77
	VaTech-N	86-65
85-86	VaTech-V	73-68
86-87	VaTech-V	91-78
	Florida St.-F	70-65
	VaTech-V	68-67
87-88	Florida St.-F	61-59
	VaTech-V	97-81
88-89	VaTech-V	68-67
	Florida St.-F	69-56
89-90	Florida St.-V	68-64
	Florida St.-F	69-52
90-91	Florida St.-V	78-64
	Florida St.-F	76-53
00-01	Florida St.-F	77-57
04-05	Florida St.-V (2ot)	81-78
	Florida St.-F (3ot)	94-83
At Florida State: Florida St. 9-1		
At Virginia Tech: VaTech 6-4		
Neutral: Virginia Tech 1-0		

**FLORIDA STATE VS WAKE FOREST
FLORIDA STATE LEADS 15-14**

YEAR	WIN-SITE	SCORE
91-92	Florida St.-W	86-83
	W. Forest-F	67-64
92-93	W. Forest-W	57-54
	Florida St.-F	77-73
93-94	Florida St.-F	66-60
	W. Forest-W	82-79
	W. Forest-N	72-57
94-95	Florida St.-W	68-61
	W. Forest-F	66-61
95-96	W. Forest-F	88-71
	W. Forest-W	54-52
96-97	W. Forest-W	79-68
	W. Forest-F	63-59
	W. Forest-W	70-59
97-98	Florida St.-F	64-63
	Florida St.-W	63-56
98-99	Florida St.-F	80-57
	W. Forest-W	80-68
99-00	W. Forest-W	64-59
	Florida St.-F	76-47
00-01	Wake Forest-W	79-69
	Florida St.-F	73-61
01-02	W. Forest-W	77-73
	Florida St.-F	63-56
02-03	Florida St.-W	63-61
	Florida St.-F (3ot)	62-60
03-04	Florida St.-W	81-73
	Florida St.-F	67-54
04-05	Florida St.-W	71-69
At Florida State: Florida St. 9-4		
At W. Forest: W. Forest 8-6		
Neutral: Wake Forest 2-0		

**GEORGIA TECH VS MARYLAND
MARYLAND LEADS 37-15**

YEAR	WIN-SITE	SCORE
79-80	Maryland-M	94-78
80-81	Maryland-G	82-64
81-82	Maryland-M	77-64

82-83	Maryland-M	88-54
	Maryland-G	69-57
83-84	Maryland-M	80-59
	Maryland-G	67-48
84-85	Maryland-D	68-52
	Maryland-G	69-67
85-86	Maryland-M	80-65
	GaTech-G	73-66
86-87	GaTech-G (ot)	81-80
	Maryland-M	93-76
87-88	Maryland-M	83-80
	Maryland-G	92-70
	Maryland-N	102-74
88-89	Maryland-G	85-60
	Maryland-M	106-74
89-90	GaTech-G	70-68
	Maryland-M	83-52
90-91	Maryland-G	68-66
	Maryland-M	93-79
	Maryland-N	91-73
91-92	Maryland-M	75-54
	Maryland-G	71-63
	GaTech-N	68-67
92-93	Maryland-G	77-66
	Maryland-M	75-70
93-94	Maryland-M	69-62
	Maryland-G	67-46
94-95	GaTech-G	82-59
	GaTech-M	67-59
95-96	Maryland-M	61-60
	GaTech-G	59-30
96-97	GaTech-G	44-40
	Maryland-M	73-68
97-98	Maryland-M	74-42
	Maryland-G	68-57
98-99	GaTech-G	72-56
	Maryland-M	92-79
99-00	GaTech-M	73-67
	GaTech-G	60-49
00-01	Maryland-G	66-62
	GaTech-M	66-62
01-02	GaTech-G	61-58
	Maryland-M	81-70
02-03	Maryland-M	71-63
	GaTech-G	59-51
03-04	Maryland-M	91-87
	GaTech-G	58-57
04-05	Maryland-G	72-65
	Maryland-M	84-67
At GaTech: Maryland 13-11		
At Maryland: Maryland 22-3		
Neutral: Maryland 2-1		

**GEORGIA TECH VS MIAMI
MIAMI LEADS 4-1**

YEAR	WIN-SITE	SCORE
80-81	Miami-M	86-80
91-92	Miami-M	78-63
01-02	Miami-G	73-64
04-05	GaTech-M	62-46
	Miami-N	60-58
At Georgia Tech: Miami 1-0		
At Miami: Miami 2-1		
Neutral: Miami 1-0		

**GEORGIA TECH VS N.CAROLINA
NORTH CAROLINA LEADS 43-11**

YEAR	WIN-SITE	SCORE
79-80	N. Carolina-G	93-61
80-81	N. Carolina-NC	82-75
81-82	N. Carolina-NC	81-58
	N. Carolina-G	68-64
82-83	N. Carolina-G	99-58
	N. Carolina-NC	96-58
	N. Carolina-N	85-80
83-84	N. Carolina-NC	81-73
	N. Carolina-G	95-75
84-85	N. Carolina-G	88-68
	N. Carolina-NC	81-50
85-86	N. Carolina-NC	88-65
	N. Carolina-G	92-81
86-87	N. Carolina-G	80-75
	N. Carolina-NC	86-81
	N. Carolina-N	64-54
87-88	N. Carolina-NC	82-74
	GaTech-G	76-74
88-89	GaTech-G	87-81
	GaTech-NC	97-89

89-90	GaTech-NC	90-73
	N. Carolina-NC	81-77
90-91	GaTech-G	101-86
	GaTech-G	83-63
91-92	N. Carolina-NC	83-69
	N. Carolina-G	73-70
92-93	GaTech-G	73-63
	N. Carolina-NC	72-68
93-94	N. Carolina-NC	87-51
	N. Carolina-G	89-79
	N. Carolina-N	78-55
94-95	N. Carolina-NC	74-62
	N. Carolina-G	84-62
95-96	N. Carolina-G	78-74
	N. Carolina-NC	88-72
96-97	N. Carolina-NC	80-53
	N. Carolina-G	80-77
97-98	N. Carolina-G	69-48
	N. Carolina-NC	85-58
98-99	N. Carolina-NC	85-68
	GaTech-G	91-84
	N. Carolina-N	87-71
99-00	GaTech-G	55-44
	N. Carolina-NC	85-62
00-01	GaTech-NC	82-75
	N. Carolina-G	85-63
	N. Carolina-N	79-64
01-02	GaTech-NC	81-62
	N. Carolina-G	71-62
02-03	N. Carolina-G	72-67
	N. Carolina-NC	76-64
03-04	N. Carolina-NC	63-56
	N. Carolina-G	58-46
04-05	N. Carolina-G	55-41
At GaTech: N. Carolina 19-6		
At N. Carolina: N. Carolina 20-4		
Neutral: North Carolina 5-0		

**GEORGIA TECH VS NC STATE
NC STATE LEADS 38-15**

YEAR	WIN-SITE	SCORE
79-80	NC State-N	97-38
	NC State-N	99-48
80-81	NC State-G	74-55
81-82	NC State-G	76-62
	NC State-S	75-48
82-83	NC State-G	83-61
	NC State-S	77-61
83-84	NC State-G	65-52
	NC State-S	78-63
84-85	NC State-G	87-70
	NC State-S	83-73
	NC State-N	87-60
85-86	NC State-G	77-69
	NC State-S	92-57
86-87	NC State-S	74-63
	NC State-G	78-69
87-88	GaTech-G	94-74
	GaTech-S	83-74
88-89	NC State-S	100-70
	NC State-G	87-79
89-90	GaTech-G	79-78
	NC State-S	80-55
90-91	NC State-S	97-79
	NC State-G	98-74
91-92	GaTech-G	83-72
	NC State-S	86-70
92-93	GaTech-S	86-79
	GaTech-G (2ot)	92-89
93-94	GaTech-G	75-60
	NC State-S	73-51
94-95	NC State-G	81-67
	NC State-S	80-64
	NC State-N	80-80
95-96	NC State-S	68-63
	NC State-G	73-64
96-97	GaTech-G	73-72
	NC State-S	82-69
97-98	NC State-G	75-63
	NC State-S	85-60
98-99	GaTech-S	74-73
	NC State-G	93-73
99-00	NC State-G	80-70
	GaTech-S	69-52
	GaTech-N	71-62
00-01	NC State-S	77-63
	NC State-G	74-68
01-02	NC State-S	75-63
	GaTech-G	69-57
02-03	GaTech-G	64-54

03-04	GaTech-S	78-60
	NC State-S	75-71
	GaTech-G	76-61
	NC State-G	83-59
04-05		
At Georgia Tech: NC State 16-9		
At NC State: NC State 19-5		
Neutral: NC State 3-1		

**GEORGIA TECH VS VIRGINIA
VIRGINIA LEADS 48-8**

YEAR	WIN-SITE	SCORE
79-80	Virginia-V	85-44
80-81	Virginia-G	66-42
	Virginia-N	61-49
81-82	Virginia-V	75-45
	Virginia-G	56-51
82-83	Virginia-V	80-59
	GaTech-G	55-54
83-84	Virginia-G	75-65
	Virginia-V	89-50
	Virginia-N	75-58
84-85	Virginia-G	71-47
	Virginia-V	97-67
85-86	Virginia-V	86-52
	Virginia-G	82-64
	Virginia-N	90-64
86-87	Virginia-G	76-66
	Virginia-V	78-56
87-88	Virginia-V	90-69
	Virginia-G	91-68
88-89	GaTech-G	105-80
	Virginia-V	91-74
89-90	Virginia-G	97-77
	Virginia-V	94-65
	Virginia-N	73-65
90-91	Virginia-G	98-72
	Virginia-V	98-94
91-92	Virginia-V	79-74
	Virginia-G	86-62
	Virginia-N	70-69
92-93	Virginia-G	107-81
	Virginia-V	88-53
93-94	Virginia-V	88-75
	Virginia-G	82-54
94-95	Virginia-V	73-53
	Virginia-G	61-53
95-96	Virginia-G	79-58
	Virginia-V	80-62
96-97	Virginia-V	74-53
	GaTech-G	72-60
	Virginia-N	77-63
97-98	GaTech-G	84-65
	Virginia-V	93-57
98-99	Virginia-V	82-62
	Virginia-G	86-73
99-00	Virginia-V	83-70
	Virginia-G	66-65
00-01	GaTech-G	70-65
	GaTech-V	87-70
01-02	GaTech-G	92-61
	Virginia-V	85-79
	Virginia-N	60-58
02-03	Virginia-V	74-63
	Virginia-G	56-54
03-04	Virginia-V	60-59
	GaTech-G	65-55
04-05	Virginia-G	61-38
At GaTech: Virginia 18-7		
At Virginia: Virginia 23-1		
Neutral: Virginia 7-0		

**GEORGIA TECH VS VIRGINIA TECH
VIRGINIA TECH LEADS 2-0**

YEAR	WIN-SITE	SCORE
02-03	VaTech-N	59-51
04-05	VaTech-V	73-48
At Georgia Tech: 0-0		
At Virginia Tech: Virginia Tech 1-0		
Neutral: Virginia Tech 1-0		

**GEORGIA TECH VS W. FOREST
GEORGIA TECH LEADS 28-22**

YEAR	WIN-SITE	SCORE
79-80	GaTech-N	94-67
80-81	W. Forest-W	80-71
	GaTech-G	78-62

81-82	GaTech-W	64-53
	GaTech-G	93-72
82-83	W. Forest-W	79-70
	GaTech-G	77-74
84-85	W. Forest-W	54-49
	W. Forest-G	77-55
85-86	W. Forest-G	73-60
	W. Forest-W	75-62
86-87	GaTech-W	95-82
	GaTech-G	72-70
87-88	W. Forest-G	71-66
	W. Forest-W	87-79
88-89	W. Forest-W	85-57
	GaTech-G	88-82
89-90	W. Forest-G	70-52
	W. Forest-W	73-59
90-91	W. Forest-W	85-72
	GaTech-G	74-67
91-92	GaTech-G	74-56
	GaTech-W	83-66
92-93	W. Forest-W	85-70
	GaTech-G	85-72
93-94	GaTech-G	70-60
	W. Forest-W	70-69
94-95	GaTech-G	83-77
	W. Forest-W	66-61
95-96	W. Forest-W	81-67
	GaTech-G	75-65
96-97	GaTech-W	80-65
	GaTech-G	83-67
97-98	GaTech-W	80-60
	GaTech-G	58-53
	GaTech-N	78-67
98-99	W. Forest-W	77-72
	GaTech-G	74-58
99-00	GaTech-W	73-62
	GaTech-G	60-54
00-01	W. Forest-W	79-71
	GaTech-G	79-63
01-02	GaTech-W	65-56
	W. Forest-G	64-61
02-03	GaTech-W	74-70
	GaTech-G	77-60
03-04	W. Forest-G (ot)	57-55
	W. Forest-W	63-61
	W. Forest-N	61-59
04-05	GaTech-W	40-37
At		

91-92	Virginia-N	90-69
	Virginia-NC	83-68
	Virginia-V	65-52
	Virginia-N	74-55
92-93	N. Carolina-NC	72-65
	Virginia-V	73-67
93-94	Virginia-NC	77-75
	Virginia-V	83-74
	N. Carolina-N	77-60
94-95	Virginia-V	80-64
	Virginia-NC	88-78
95-96	Virginia-V	87-71
	Virginia-NC	83-70
96-97	N. Carolina-V	75-71
	N. Carolina-NC	70-65
97-98	Virginia-NC (3ot)	105-100
	N. Carolina-V (2ot)	85-84
	N. Carolina-N	76-56
98-99	N. Carolina-V	79-68
	N. Carolina-NC	82-80
	N. Carolina-N	83-70
99-00	Virginia-V	87-68
	N. Carolina-NC	66-63
	N. Carolina-N	67-63
00-01	Virginia-NC	78-76
	Virginia-V	76-73
01-02	N. Carolina-NC	79-64
	N. Carolina-V	78-68
02-03	N. Carolina-NC	74-54
	Virginia-V	69-59
	N. Carolina-N	88-78
03-04	N. Carolina-V	75-70
	N. Carolina-NC	70-64
	N. Carolina-N	64-45
04-05	N. Carolina-V	76-56
	N. Carolina-NC	89-60
	N. Carolina-N	78-72
At N. Carolina: N. Carolina 16-12		
At Virginia: Virginia 17-10		
Neutral: North Carolina 11-2		

**N. CAROLINA VS VIRGINIA TECH
NORTH CAROLINA LEADS 7-2**

YEAR	WIN-SITE	SCORE
79-80	N. Carolina-NC	82-73
80-81	Va Tech-V	76-74
82-83	N. Carolina-NC	103-83
83-84	N. Carolina-N	73-52
84-85	Va Tech-N	74-73
85-86	N. Carolina-NC	75-73
91-92	N. Carolina-NC	76-62
94-95	N. Carolina-V	57-52
04-05	N. Carolina-NC	93-67
At Virginia Tech: Even 1-1		
At North Carolina: UNC 5-0		
Neutral: Even 1-1		

**N. CAROLINA VS WAKE FOREST
NORTH CAROLINA LEADS 52-12**

YEAR	WIN-SITE	SCORE
73-74	N. Carolina-N	62-45
74-75	N. Carolina-W	62-51
75-76	N. Carolina-NC	89-37
76-77	N. Carolina-N	92-54
77-78	N. Carolina-W	85-57
	N. Carolina-N	79-52
78-79	N. Carolina-NC	89-46
	N. Carolina-N	96-72
79-80	N. Carolina-W	101-73
80-81	N. Carolina-NC	67-59
	N. Carolina-NC	92-63
81-82	N. Carolina-W	96-63
	N. Carolina-NC	82-56
	N. Carolina-N	90-65
82-83	N. Carolina-NC	118-81
83-84	N. Carolina-W	77-71
	N. Carolina-NC	91-54
84-85	N. Carolina-W	79-73
	N. Carolina-NC	91-65
	N. Carolina-N	76-64
85-86	N. Carolina-NC	88-83
	N. Carolina-W	82-73
	N. Carolina-N	67-65
86-87	N. Carolina-NC	102-59
	N. Carolina-W	68-64
87-88	W. Forest-W	56-51
	W. Forest-NC	74-57
	W. Forest-N	61-53

88-89	W. Forest-W	88-70
	W. Forest-NC	67-66
89-90	W. Forest-W	88-70
	N. Carolina-NC	87-75
90-91	W. Forest-NC	77-66
	W. Forest-W	66-62
91-92	N. Carolina-W	84-61
	N. Carolina-NC	90-61
92-93	N. Carolina-NC	92-68
	N. Carolina-W	77-69
93-94	N. Carolina-NC	84-44
	N. Carolina-W	70-62
94-95	N. Carolina-NC	82-67
	N. Carolina-W	85-42
	N. Carolina-N	71-51
95-96	N. Carolina-W	84-72
	N. Carolina-NC	69-68
96-97	N. Carolina-NC	62-55
	N. Carolina-W	75-71
	N. Carolina-NC	86-60
97-98	N. Carolina-W	90-59
	N. Carolina-NC	78-53
98-99	N. Carolina-W	100-75
	N. Carolina-NC	88-66
99-00	W. Forest-W	69-59
	N. Carolina-NC	75-69
00-01	W. Forest-W	73-71
	N. Carolina-NC	72-60
01-02	N. Carolina-NC	90-68
	W. Forest-W	65-64
02-03	N. Carolina-NC	86-56
	N. Carolina-W	67-57
03-04	N. Carolina-NC	72-47
	W. Forest-W	69-67
04-05	N. Carolina-NC	83-61
	N. Carolina-W	78-69
At N. Carolina: N. Carolina 25-3		
At W. Forest: N. Carolina 19-8		
Neutral: North Carolina 8-1		

**NC STATE VS VIRGINIA
VIRGINIA LEADS 33-27**

YEAR	WIN-SITE	SCORE
74-75	NC State-V	57-45
75-76	NC State-V	60-38
76-77	NC State-S	83-55
77-78	NC State-V	73-62
78-79	NC State-S	88-63
79-80	NC State-V (ot)	81-79
80-81	NC State-S	98-64
	NC State-V	76-71
81-82	NC State-V	69-64
	NC State-S	66-55
82-83	NC State-S	67-55
	NC State-V	84-69
83-84	Virginia-V	75-64
	NC State-S	70-66
	NC State-N	86-73
84-85	NC State-S	71-46
	NC State-V	78-70
85-86	Virginia-S	70-62
	Virginia-V	65-64
86-87	Virginia-V	75-57
	NC State-S	70-60
	NC State-N	57-56
87-88	Virginia-V	87-59
	Virginia-S	88-68
	Virginia-N	82-64
88-89	NC State-V	103-86
	NC State-S	78-56
89-90	Virginia-S	70-66
	NC State-V	77-64
	Virginia-N	67-64
90-91	Virginia-S (3ot)	123-120
	Virginia-V	85-78
91-92	Virginia-V	101-70
	Virginia-S	76-74
92-93	Virginia-V	79-73
	Virginia-S	76-75
93-94	Virginia-S	70-44
	Virginia-V	81-58
94-95	Virginia-S	81-73
	Virginia-S	80-68
95-96	Virginia-V	77-69
	Virginia-S	72-60
96-97	Virginia-S	64-62
	Virginia-V	91-66
97-98	NC State-V	67-59
	NC State-S	70-63
98-99	Virginia-S	60-46

99-00	Virginia-V	67-53
	Virginia-S	80-73
	W. Forest-W	60-51
00-01	Virginia-V	77-64
	NC State-S	71-56
01-02	Virginia-S	68-52
	Virginia-V	61-57
02-03	NC State-S	50-49
	Virginia-V	58-54
	Virginia-N	66-56
03-04	Virginia-S	66-62
	NC State-V	72-67
04-05	NC State-S	62-56
At NC State: Virginia 14-13		
At Virginia: Virginia 16-12		
Neutral: Virginia 3-2		

**NC STATE VS VIRGINIA TECH
NC STATE LEADS 5-0**

YEAR	WIN-SITE	SCORE
80-81	NC State-ST	94-68
81-82	NC State-V	48-47
82-83	NC State-ST	79-63
83-84	NC State-N	64-63
04-05	NC State-V (ot)	76-75
At Virginia Tech: NC State 2-0		
At NC State: NC State 2-0		
Neutral: NC State 1-0		

**NC STATE VS WAKE FOREST
NC STATE LEADS 51-7**

YEAR	WIN-SITE	SCORE
72-73	W. Forest-?	65-60
74-75	NC State-S	76-63
75-76	W. Forest-W	76-71
76-77	NC State-S	87-52
77-78	NC State-W	102-48
78-79	NC State-S	100-43
79-80	NC State-W	101-55
80-81	NC State-S	85-49
81-82	NC State-S	85-53
	NC State-W	91-57
82-83	NC State-S	97-62
	NC State-N	104-66
83-84	NC State-W	86-68
	NC State-S	89-45
84-85	NC State-W	73-52
	NC State-S	85-60
85-86	NC State-W	73-66
	NC State-S	77-64
86-87	NC State-S	94-66
	W. Forest-W	69-59
87-88	W. Forest-W	72-64
	NC State-S	62-61
88-89	NC State-W	89-79
	NC State-S	82-81
89-90	NC State-W	71-69
	NC State-S	89-66
90-91	NC State-S	88-83
	NC State-W	89-67
	NC State-N	92-72
91-92	NC State-W	85-64
	NC State-S	90-67
92-93	NC State-S	75-72
	NC State-W	84-80
93-94	NC State-W (ot)	76-73
	NC State-S	86-79
94-95	NC State-S	93-73
	NC State-W	86-63
95-96	W. Forest-W	76-72
	W. Forest-S	75-64
96-97	NC State-S	88-58
	NC State-W	79-61
97-98	NC State-W	75-46
	NC State-S	64-46
98-99	NC State-W	85-60
	NC State-S	75-72
99-00	NC State-S	74-54
	NC State-W	86-56
00-01	NC State-S	75-35
	NC State-W	69-35
01-02	NC State-W	61-47
	NC State-S	69-57
02-03	NC State-W	70-57
	NC State-S	65-62
03-04	W. Forest-S	70-66
	NC State-W	70-66
04-05	NC State-S	81-55

	NC State-W	64-61
At NC State: NC State 27-2		
At Wake Forest: NC State 22-4		
Neutral: NC State 2-0		

**VIRGINIA VS VIRGINIA TECH
VIRGINIA LEADS 26-6**

YEAR	WIN-SITE	SCORE
76-77	Virginia-V	54-52
	Virginia-VT	67-58
77-78	Virginia-V	54-39
	Virginia-N	58-38
78-79	Virginia-VT	64-58
79-80	Virginia-N	48-38
80-81	Virginia-N	58-43
	Virginia-N	49-41
81-82	Va Tech-N	63-56
82-83	Virginia-V	70-66
83-84	Virginia-N	88-70
84-85	Virginia-V	74-62
85-86	Virginia-N	87-58
86-87	Virginia-V	73-43
87-88	Virginia-VT	74-57
88-89	Virginia-V	75-73
	Virginia-VT	79-77
90-91	Virginia-V	93-44
92-93	Virginia-VT	93-59
93-94	Virginia-V	78-66
94-95	Va Tech-VT	69-62
95-96	Virginia-V	80-38
96-97	Virginia-VT	90-41
97-98	Virginia-V	64-49
98-99	Va Tech-VT	81-65
99-00	Virginia-V	67-62
00-01	Va Tech-VT	57-56
01-02	Virginia-V	60-58
02-03	Va Tech-VT	72-56
03-04	Va Tech-V	63-62
04-05	Virginia-V	70-67
	Virginia-VT	61-58

At Virginia: Virginia 13-1
At Virginia Tech: Virginia 7-4
Neutral: Virginia 6-1

**VIRGINIA VS WAKE FOREST
VIRGINIA LEADS 56-2**

YEAR	WIN-SITE	SCORE
75-76	Virginia-V	71-62
76-77	Virginia-W	67-51
77-78	W. Forest-V	60-59
78-79	Virginia-W	87-54
79-80	Virginia-V	78-35
80-81	Virginia-W	92-51
81-82	Virginia-V	82-48
82-83	Virginia-W	79-69
83-84	Virginia-W	78-69
	Virginia-V	82-66
84-85	Virginia-W	77-66
	Virginia-V	73-53
85-86	Virginia-W	75-42
	Virginia-V	66-59
86-87	Virginia-V	105-58
	Virginia-W	70-61
	Virginia-N	70-56
87-88	Virginia-V	70-61
	Virginia-W	81-67
88-89	Virginia-V	80-74
	Virginia-W	94-76
89-90	Virginia-N (ot)	68-67
	Virginia-V	58-55
	Virginia-W	62-61
90-91	Virginia-W	87-70
	Virginia-V	98-68
91-92	Virginia-W	78-44
	Virginia-V	78-55
92-93	Virginia-W	82-78
	Virginia-V	87-67
	Virginia-N	74-46
93-94	Virginia-V	80-55
	Virginia-W	62-54
	Virginia-V	73-54
94-95	Virginia-V	96-39
	Virginia-W	88-58
95-96	Virginia-W	80-70
	Virginia-V	77-55
96-97	Virginia-V	73-57
	Virginia-W	74-43
97-98	Virginia-V	65-55

98-99	Virginia-W	60-51
	Virginia-V	65-45
	Virginia-W	81-50
	Virginia-N	71-67
99-00	Virginia-W	58-47
	Virginia-V	77-71
	Virginia-N	72-47
00-01	Virginia-W	77-61
	Virginia-V (2ot)	76-73
01-02	Virginia-V	65-51
	Virginia-W	61-55
02-03	W. Forest-W	77-66
	Virginia-V	64-44
03-04	Virginia-W	61-61
	Virginia-V	75-61
04-05	Virginia-W (ot)	85-83
	Virginia-V	57-54
At Virginia: Virginia 25-1		
At Wake Forest: Virginia 25-1		
Neutral: Virginia 6-0		

**VIRGINIA TECH VS WAKE FOREST
SERIES TIED 2-2**

YEAR	WIN-SITE	SCORE
78-79	W. Forest-V	75-56
03-04	Va Tech-V	70-59
04-05	VaTech-V	74-64
	W. Forest-N	61-56
At Virginia Tech: Virginia Tech 2-1		
At Wake Forest: 0-0		
Neutral: Wake Forest 1-0		