

ACC YEAR BY YEAR

OUTSIDE THE ACC

Year	NCAA	WNIT	Non-ACC
1978-79	—	—	73-55 .570
1979-80	—	—	100-53 .654
1980-81	—	(3) 4-5	95-77 .552
1981-82	—	—	92-61 .601
1982-83	(3) 4-3	—	90-48 .652
1983-84	(4) 1-4	—	80-38 .678
1984-85	(4) 2-4	(1) 2-1	80-27 .748
1985-86	(3) 1-3	—	74-25 .747
1986-87	(4) 1-4	(1) 1-2	80-28 .741
1987-88	(4) 3-4	—	74-30 .712
1988-89	(4) 4-4	—	82-26 .759
1989-90	(4) 6-4	—	83-30 .735
1990-91	(5) 7-5	—	96-36 .727
1991-92	(5) 8-5	—	92-24 .793
1992-93	(5) 4-5	—	79-19 .806
1993-94	(3) 9-2	—	70-30 .700
1994-95	(4) 8-4	(1) 2-1	85-32 .726
1995-96	(4) 6-4	—	76-27 .738
1996-97	(6) 5-6	—	79-25 .760
1997-98	(5) 12-5	—	79-31 .718
1998-99	(5) 10-5	—	74-36 .673
1999-00	(5) 7-5	(2) 4-2	83-36 .697
2000-01	(6) 6-6	(1) 0-1	87-29 .708
2001-02	(4) 6-4	—	78-35 .690
2002-03	(4) 6-4	(1) 1-1	85-31 .733
2003-04	(4) 4-4	(2) 1-2	80-34 .702
2004-05	(7) 9-7	(1) 2-1	130-36 .783
2005-06	(7) 19-6	(2) 3-2	152-33 .822
2006-07	(6) 12-6	(2) 3-2	152-52 .745
2007-08	(6) 10-6	(2) 4-2	154-51 .751

ALL-TIME TOTALS

NCAA (125) 177-123

WNIT (20) 30-22

Non-ACC 2818-1093

Year	Championship Game	Head Coach	Tournament Site	Att.
1978	#2 Maryland 89 d. #1 NC State 82	Chris Weller	Charlottesville, Va.	2,750
1979	#1 Maryland 75 d. #2 NC State 73	Chris Weller	Raleigh, N.C.	6,800
1980	#1 NC State 85 d. #2 Maryland 75	Kay Yow	College Park, Md.	4,212
1981	#3 Maryland 64 d. #4 NC State 63	Chris Weller	Clemson, S.C.	1,500
1982	#3 Maryland 93 d. #4 Clemson 81	Chris Weller	Raleigh, N.C.	5,192
1983	#3 Maryland 84 d. #1 NC State 81	Chris Weller	Fayetteville, N.C.	6,374
1984	#5 North Carolina 99 d. #3 NC State 76	Jennifer Alley	Fayetteville, N.C.	9,045
1985	#1 NC State 81 d. #2 North Carolina 80	Kay Yow	Fayetteville, N.C.	7,842
1986	#5 Maryland 92 d. #2 North Carolina 74	Chris Weller	Fayetteville, N.C.	7,981
1987	#2 NC State 57 d. #1 Virginia 56	Kay Yow	Fayetteville, N.C.	10,745
1988	#2 Maryland 76 d. #1 Virginia 70	Chris Weller	Fayetteville, N.C.	7,236
1989	#1 Maryland 89 d. #2 NC State 57	Chris Weller	Fayetteville, N.C.	7,236
1990	#2 Virginia 67 d. #1 NC State 64 (ot)	Debbie Ryan	Fayetteville, N.C.	9,567
1991	#3 NC State 84 d. #4 Clemson 61	Kay Yow	Fayetteville, N.C.	13,405
1992	#1 Virginia 70 d. #7 Georgia Tech 69	Debbie Ryan	Rock Hill, S.C.	19,975
1993	#1 Virginia 106 d. #2 Maryland 103 (3ot)	Debbie Ryan	Rock Hill, S.C.	19,388
1994	#2 North Carolina 77 d. #1 Virginia 60	Sylvia Hatchell	Rock Hill, S.C.	20,365
1995	#2 North Carolina 95 d. #4 Duke 70	Sylvia Hatchell	Rock Hill, S.C.	21,953
1996	#4 Clemson 71 d. #2 Duke 54	Jim Davis	Rock Hill, S.C.	19,948
1997	#1 North Carolina 62 d. #6 Clemson 58	Sylvia Hatchell	Charlotte, N.C.	20,413
1998	#4 North Carolina 81 d. #2 Clemson 50	Sylvia Hatchell	Charlotte, N.C.	20,038
1999	#4 Clemson 87 d. #3 North Carolina 72	Jim Davis	Charlotte, N.C.	22,875
2000	#2 Duke 79 d. #5 North Carolina 76	Gail Goestenkors	Greensboro, N.C.	26,655
2001	#1 Duke 57 d. #3 NC State 45	Gail Goestenkors	Greensboro, N.C.	30,059
2002	#1 Duke 87 d. #2 North Carolina 80	Gail Goestenkors	Greensboro, N.C.	27,396
2003	#1 Duke 77 d. #2 North Carolina 59	Gail Goestenkors	Greensboro, N.C.	33,642
2004	#1 Duke 63 d. #2 North Carolina 47	Gail Goestenkors	Greensboro, N.C.	41,653
2005	#1 North Carolina 88 d. #2 Duke 67	Sylvia Hatchell	Greensboro, N.C.	48,108
2006	#1 North Carolina 91 d. #3 Maryland 80	Sylvia Hatchell	Greensboro, N.C.	64,152
2007	#2 North Carolina 60 d. #4 NC State 54	Sylvia Hatchell	Greensboro, N.C.	69,157
2008	#1 North Carolina 86 d. #3 Duke 73	Sylvia Hatchell	Greensboro, N.C.	72,114



Chris Weller



Sylvia Hatchell



Kay Yow



Gail Goestenkors



Debbie Ryan



Jim Davis



Jennifer Alley

ACC YEAR BY YEAR

Year	ACC	REG SEASON	PLAYER	COACH	ROOKIE	DEF. PLAYER	SIXTH PLAYER
1978	MD	NCST	—	—	—	—	—
1979	MD	MD	—	—	—	—	—
1980	NCST	NCST	—	—	—	—	—
1981	MD	CU	—	—	—	—	—
1982	MD	MD	—	—	—	—	—
1983	MD	NCST	—	—	—	—	—
1984	UNC	UVA	Tresa Brown, UNC	Debbie Ryan, UVA	Dawn Royster, UNC	—	—
1985	NCST	NCST	Pam Leake, UNC	Debbie Ryan, UVA	Chris Moreland, DU	—	—
1986	MD	UVA	Pam Leake, UNC	Debbie Leonard, DU	Katie Meier, DU	—	—
1987	NCST	UVA	Chris Moreland, DU	Debbie Ryan, UVA	Beth Hunt, MD	—	—
1988	MD	MD & UVA	Donna Holt, UVA	Joe Sanchez, WF	Carla Holmes, MD	—	—
1989	MD	MD	Vicky Bullett, MD	Chris Weller, MD	Dawn Staley, UVA	—	—
1990	UVA	NCST	Andrea Stinson, NCST	Jim Davis, CU	Kerry Boyatt, CU	—	—
1991	NCST	UVA	Dawn Staley, UVA	Debbie Ryan, UVA	Bonnie Rimkus, MD	—	—
1992	UVA	UVA	Dawn Staley, UVA	Chris Weller, MD	Charlotte Smith, UNC	—	—
1993	UVA	UVA	Heather Burge, UVA	Debbie Ryan, UVA	Tracy Connor, WF	—	—
1994	UNC	UVA	Jessica Barr, CU	Jim Davis, CU	Tora Suber, UVA	—	—
1995	UNC	UVA	Wendy Palmer, UVA	Debbie Ryan, UVA	Chasity Melvin, NCST	—	—
1996	CU	UVA	Wendy Palmer, UVA	Gail Goestenkers, DU	Chanel Wright, UNC	—	—
1997	UNC	UNC	Tracy Reid, UNC	Sylvia Hatchell, UNC	Katie Smrcka-Duffy, NCST	—	—
1998	UNC	DU	Tracy Reid, UNC	Gail Goestenkers, DU	Nikki Teasley, UNC	—	—
1999	CU	DU	Summer Erb, NCST	Gail Goestenkers, DU	Niesha Butler, GT	—	—
2000	DU	UVA	Georgia Schweitzer, DU	Debbie Ryan, UVA	Schuye LaRue, UVA	—	—
2001	DU	DU	Georgia Schweitzer, DU	Sue Semrau, FSU	Alana Beard, DU	—	—
2002	DU	DU	Alana Beard, DU	Gail Goestenkers, DU	Brandi Teamer, UVA	—	—
2003	DU	DU	Alana Beard, DU	Gail Goestenkers, DU	La'Tangela Atkinson, UNC	—	—
2004	DU	DU	Alana Beard, DU	Gail Goestenkers, DU	Camille Little, UNC	—	—
2005	UNC	UNC & DU	Monique Currie, DU	Sue Semrau, FSU	Crystal Langhorne, MD	Nikita Bell, UNC	—
2006	UNC	UNC	Ivory Latta, UNC	Sylvia Hatchell, UNC	Marissa Coleman, MD	Lindsey Harding, DU	—
2007	UNC	DU	Lindsey Harding, DU	Gail Goestenkers, DU	Monica Wright, UVA	Lindsey Harding, DU	—
2008	UNC	UNC	Crystal Langhorne, MD	Sylvia Hatchell, UNC	Stefanie Murphy, BC	LaToya Pringle, UNC	Jessica Breland, UNC

REGULAR-SEASON FINISHES

School	1st	2nd	3rd	4th	5th	6th	7th	8th	9th	10th	11th
Boston College.....	0	0	0	0	0-1	0-1	0	0	0	1	0
Clemson.....	1	1-1	5-4	7-1	2-1	1-1	1-1	0	2	0	1-1
Duke.....	7-1	2-1	0-3	3-1	5	3-1	2	1	1	0	0
Florida State.....	0	0	0-2	2-1	1-2	0	2	2-2	3	0	0
Georgia Tech.....	0	0	0	0-2	1-1	6-1	8-1	7-1	0	0	0-1
Maryland.....	3-1	5-4	1-3	2	2-1	3-1	1-1	1-1	1	0	0
Miami.....	0	0	0	0	0	0-1	0	0-1	0	1-1	0
North Carolina.....	3-1	8-2	3-3	2-1	3	1	1	3	0	0	0
NC State.....	5	5-2	4-6	0-1	2-1	3	0-1	1	0	0	0
Virginia.....	10-1	3	2-2	2	3-1	4	1	1	1	0	0
Virginia Tech.....	0	0	0	0	0	0-1	2	0	0	0-1	0
Wake Forest.....	0	0	1	0	3	1-2	5-2	6-1	6	2-1	1

First figure represents position decided outright; second denotes times tied for position.

ACC TOURNAMENT TITLES

ACC Titles By Team:

North Carolina.....	9
Maryland.....	8
Duke.....	5
NC State.....	4
Virginia.....	3
Clemson.....	2

ACC Tournament Sites:

Greensboro, N.C.....	9
Fayetteville, N.C.....	9
Rock Hill, S.C.....	5
Charlotte, N.C.....	3
Raleigh, N.C.....	2
Charlottesville, Va.....	1
Clemson, S.C.....	1
College Park, Md.....	1

ACC Titles By Coach:

Sylvia Hatchell.....	8
Chris Weller.....	8
Gail Goestenkers.....	5
Kay Yow.....	4
Debbie Ryan.....	3
Jim Davis.....	2
Jennifer Alley.....	1

ACC Tournament by State:

North Carolina.....	23
South Carolina.....	6
Maryland.....	1
Virginia.....	1

ACC STANDINGS



1977-78

Team	W	L	ACC		Overall			
			OAvg	DAvg	W	L	OAvg	DAvg
NC State	9	0	91.0	62.3	29	5	83.9	64.3
Maryland	5	1	88.5	65.6	27	4	89.6	68.4
North Carolina	6	4	79.5	71.8	16	13	75.8	72.5
Clemson	4	4	88.5	76.4	21	11	85.1	71.9
Wake Forest	2	4	54.5	83.2	4	19	54.6	74.4
Virginia	1	6	59.2	71.0	8	17	55.2	64.5
Duke	0	8	54.4	92.8	1	19	56.7	84.6

1978 ACC Tournament, Charlottesville, Va., (Feb. 9-11)

First Round	#2 Maryland 103	#7 Duke 39
	#3 Clemson 73	#6 Virginia 59
	#4 North Carolina 79	#5 Wake Forest 52
Semifinals	#1 NC State 89	North Carolina 58
	Maryland 98	Clemson 76
Finals	Maryland 89	NC State 82



1978-79

Team	W	L	ACC		Overall			
			OAvg	DAvg	W	L	OAvg	DAvg
Maryland	6	1	81.1	64.9	22	7	76.4	65.4
NC State	7	2	85.3	66.0	27	7	90.7	65.1
Clemson	6	2	82.6	68.0	20	10	79.0	68.4
North Carolina	4	5	75.7	73.6	18	14	77.5	72.3
Duke	3	6	61.1	74.1	11	11	66.4	67.0
Virginia	2	4	65.0	71.3	16	12	64.2	59.6
Wake Forest	0	7	55.9	92.0	2	19	62.8	87.8
Georgia Tech	0	1	55.0	70.0	18	8	74.6	64.1

1979 ACC Tournament, Raleigh, N.C., (Feb. 8-10)

First Round	#2 NC State 100	#7 Wake Forest 43
	#3 Clemson 81	#6 Duke 56
	#4 North Carolina 86	#5 Virginia 51
Semifinals	#1 Maryland 71	North Carolina 69
	NC State 94	Clemson 65
Finals	Maryland 75	NC State 73



1979-80

Team	W	L	ACC		Overall			
			OAvg	DAvg	W	L	OAvg	DAvg
NC State	9	0	85.4	62.7	28	8	79.6	63.7
Maryland	5	2	83.3	65.6	21	9	80.3	67.0
Clemson	6	3	85.3	72.2	24	12	83.4	72.4
Duke	5	5	64.4	77.7	14	13	69.4	73.5
North Carolina	5	5	76.2	71.5	21	15	77.1	71.1
Virginia	3	5	72.3	64.3	20	12	68.3	59.3
Georgia Tech	1	7	65.5	86.4	2	23	67.8	82.8
Wake Forest	1	8	62.1	90.8	7	20	65.1	81.9

1980 ACC Tournament, College Park, Md., (Feb. 8-10)

Quarterfinals	#2 Maryland 100	#7 Wake Forest 49
	#1 NC State 99	#8 Georgia Tech 48
	#3 Clemson 78	#6 Virginia 76
	#4 North Carolina 85	#5 Duke 63
Semifinals	NC State 90	North Carolina 63
	Maryland 92	Clemson 61
Finals	NC State 85	Maryland 75



1980-81

Team	W	L	ACC		Overall			
			OAvg	DAvg	W	L	OAvg	DAvg
Clemson	6	1	74.9	66.7	23	8	76.2	70.3
NC State	7	2	76.8	65.9	21	10	79.2	69.3
Maryland	5	2	75.9	65.3	19	9	74.2	66.7
Virginia	5	3	70.6	62.9	22	10	64.8	56.7
North Carolina	5	4	69.0	65.4	17	14	74.2	71.4
Duke	3	6	68.6	73.6	12	13	69.3	71.0
Georgia Tech	1	6	60.9	73.6	8	19	68.1	74.3
Wake Forest	0	8	61.4	85.0	10	18	70.3	76.9

1981 ACC Tournament, Clemson, S.C., (Feb. 12-14)

Quarterfinals	#2 Virginia 61	#7 Georgia Tech 49
	#1 Clemson 90	#8 Wake Forest 58
	#3 Maryland 72	#6 Duke 49
	#4 NC State 77	#5 North Carolina 64
Semifinals	NC State 83	Clemson 68
	Maryland 50	Virginia 47
Finals	Maryland 64	NC State 63



1981-82

Team	W	L	ACC		Overall			
			OAvg	DAvg	W	L	OAvg	DAvg
Maryland	6	1	75.4	64.4	25	7	75.4	66.1
NC State	11	2	74.7	62.6	24	7	74.9	62.9
North Carolina	10	3	77.0	66.0	17	12	79.1	70.7
Clemson	6	3	79.6	71.3	20	12	78.6	72.3
Virginia	3	7	64.7	63.7	17	11	67.1	57.5
Duke	3	8	60.8	69.3	14	15	65.6	65.0
Georgia Tech	2	9	56.4	66.9	9	16	59.2	66.8
Wake Forest	1	9	56.6	78.9	13	17	66.3	73.8

1982 ACC Tournament, Raleigh, N.C., (Feb. 26-28)

Quarterfinals	#1 North Carolina 90	#8 Wake Forest 65
	#4 Clemson 62	#5 Georgia Tech 54
	#2 NC State 69	#7 Duke 55
Semifinals	#3 Maryland 72	#6 Virginia 63
	Clemson 84	North Carolina 76
Finals	Maryland 79	NC State 64
	Maryland 93	Clemson 81



1982-83

Team	W	L	ACC		Overall			
			OAvg	DAvg	W	L	OAvg	DAvg
NC State	12	1	82.2	66.5	22	8	82.6	68.1
Maryland	10	3	77.1	65.9	26	5	80.3	64.5
North Carolina	10	3	85.5	73.8	22	8	85.5	74.5
Duke	6	7	69.5	69.3	15	10	74.4	66.1
Clemson	5	8	77.2	80.1	12	17	74.4	79.3
Virginia	4	9	70.0	73.9	15	13	70.0	67.8
Georgia Tech	2	11	59.4	77.8	10	19	64.6	72.1
Wake Forest	0	7	67.0	92.0	14	14	74.1	74.8

1983 ACC Tournament, Fayetteville, N.C., (March 4-6)

Quarterfinals	#1 NC State 104	#8 Wake Forest 66
	#5 Clemson 93 (ot)	#4 Duke 92
	#2 North Carolina 85	#7 Georgia Tech 80
Semifinals	#3 Maryland 70	#6 Virginia 63
	NC State 103	Clemson 87
Finals	Maryland 88	North Carolina 69
	Maryland 84	NC State 81



1983-84

Team	W	L	ACC		Overall			
			OAvg	DAvg	W	L	OAvg	DAvg
Virginia	11	3	76.2	67.7	22	7	75.4	65.4
Maryland	10	4	72.6	62.8	19	10	74.2	65.6
Clemson	9	5	74.6	73.6	21	10	80.0	73.3
North Carolina	9	5	75.4	72.5	24	8	76.0	68.8
NC State	9	5	77.6	69.9	23	9	75.8	68.7
Duke	5	9	65.8	72.6	13	14	69.9	67.5
Wake Forest	2	12	63.6	79.1	13	14	67.4	72.1
Georgia Tech	1	13	64.8	77.6	9	19	66.9	71.6

1984 ACC Tournament, Fayetteville, N.C., (March 2-4)

Quarterfinals	#1 Virginia 75	#8 Georgia Tech 58
	#5 North Carolina 74	#4 Clemson 73
	#2 Maryland 68	#7 Wake Forest 50
Semifinals	#3 NC State 81	#6 Duke 68
	North Carolina 96	Virginia 68
Finals	NC State 76	Maryland 72
	North Carolina 99	NC State 76

ACC STANDINGS



1984-85

Team	ACC				Overall			
	W	L	OAvg	DAvg	W	L	OAvg	DAvg
NC State	13	1	77.1	65.0	25	6	79.7	66.6
North Carolina	11	3	75.8	66.6	21	11	76.2	67.6
Virginia	9	5	70.0	64.1	21	8	71.8	62.0
Clemson	8	6	75.1	74.0	18	9	80.1	72.6
Duke	7	7	66.3	68.0	19	8	74.7	65.6
Maryland	4	10	64.4	67.7	9	18	61.4	64.5
Wake Forest	4	10	62.6	70.5	14	13	66.1	63.1
Georgia Tech	0	14	62.8	78.1	11	16	69.8	72.3

1985 ACC Tournament, Fayetteville, N.C., (March 1-3)

Quarterfinals	#1 NC State 87	#8 Georgia Tech 60
	#5 Duke 81	#4 Clemson 76
	#2 North Carolina 71	#7 Wake Forest 64
	#3 Virginia 64	#6 Maryland 53
Semifinals	NC State 89	Duke 57
	North Carolina 76	Virginia 55
Finals	NC State 81	North Carolina 80



1985-86

Team	ACC				Overall			
	W	L	OAvg	DAvg	W	L	OAvg	DAvg
Virginia	13	1	78.3	65.3	26	3	79.0	64.0
North Carolina	10	4	79.4	75.9	23	9	80.2	74.4
Duke	9	5	76.6	75.1	21	9	80.8	67.9
NC State	9	5	75.7	67.0	18	11	71.7	64.7
Maryland	6	8	65.8	68.6	17	13	69.3	66.4
Clemson	4	10	78.4	79.8	12	16	79.0	76.4
Wake Forest	4	10	66.2	73.4	16	13	74.2	68.8
Georgia Tech	1	13	66.5	81.4	10	17	73.2	78.1

1986 ACC Tournament, Fayetteville, N.C., (March 1-3)

Quarterfinals	#1 Virginia 90	#8 Georgia Tech 64
	#5 Maryland 64	#4 NC State 55
	#2 North Carolina 88	#7 Clemson 83
	#6 Wake Forest 72	#3 Duke 71
Semifinals	Maryland 92	Virginia 68
	North Carolina 67	Wake Forest 65
Finals	Maryland 92	North Carolina 74



1986-87

Team	ACC				Overall			
	W	L	OAvg	DAvg	W	L	OAvg	DAvg
Virginia	12	2	76.8	63.0	26	5	75.8	60.6
NC State	11	3	74.4	69.1	24	7	74.7	67.7
North Carolina	9	5	76.4	71.9	19	10	75.5	68.7
Duke	7	7	73.3	72.4	19	10	74.0	68.1
Maryland	6	8	75.2	72.6	15	14	75.0	67.9
Georgia Tech	5	9	73.9	79.4	14	13	74.4	72.3
Clemson	3	11	73.4	83.3	7	21	72.5	77.6
Wake Forest	3	11	69.4	80.7	13	15	74.3	73.9

1987 ACC Tournament, Fayetteville, N.C., (Feb. 28-March 2)

Quarterfinals	#1 Virginia 70	#8 Wake Forest 56
	#5 Maryland 64	#4 Duke 62
	#2 NC State 79	#7 Clemson 58
	#3 North Carolina 64	#6 Georgia Tech 54
Semifinals	Virginia 76	Maryland 59
	NC State 70	North Carolina 63
Finals	NC State 57	Virginia 56



1987-88

Team	ACC				Overall			
	W	L	OAvg	DAvg	W	L	OAvg	DAvg
Maryland	12	2	83.6	73.4	26	6	82.6	71.8
Virginia	12	2	79.3	66.9	27	5	77.5	65.6
Wake Forest	9	5	69.0	68.3	23	8	74.8	63.9
Clemson	8	6	74.7	70.5	21	9	74.5	65.2
Duke	5	9	68.4	71.8	17	11	73.8	68.7
North Carolina	4	10	65.1	72.3	10	17	70.3	74.6
Georgia Tech	3	11	74.8	82.7	11	16	77.7	79.6
NC State	3	11	70.2	79.0	10	17	70.3	74.3

1988 ACC Tournament, Fayetteville, N.C., (March 5-7)

Quarterfinals	#1 Virginia 82	#8 NC State 64
	#5 Clemson 81	#4 Duke 65
	#2 Maryland 102	#7 Georgia Tech 74
	#3 Wake Forest 61	#6 North Carolina 53
Semifinals	Virginia 82	Clemson 57
	Maryland 71	Wake Forest 57
Finals	Maryland 76	Virginia 70



1988-89

Team	ACC				Overall			
	W	L	OAvg	DAvg	W	L	OAvg	DAvg
Maryland	13	1	88.0	68.6	29	3	85.3	66.4
NC State	12	2	83.8	74.6	24	7	81.6	70.0
Clemson	9	5	75.6	68.2	20	11	73.9	66.6
Virginia	8	6	83.1	73.9	21	10	80.0	74.1
Wake Forest	6	8	76.0	78.4	16	12	80.4	70.6
Georgia Tech	5	9	76.9	87.9	14	14	75.9	79.3
Duke	2	12	73.5	82.5	12	16	75.1	76.6
North Carolina	1	13	71.4	86.1	10	20	76.0	82.6

1989 ACC Tournament, Fayetteville, N.C., (March 4-6)

Quarterfinals	#1 Maryland 93	#8 North Carolina 68
	#4 Virginia 68 (ot)	#5 Wake Forest 67
	#2 NC State 89	#7 Duke 50
	#3 Clemson 94	#6 Georgia Tech 74
Semifinals	Maryland 89	Virginia 86
	NC State 93	Clemson 86
Finals	Maryland 89	NC State 57



1989-90

Team	ACC				Overall			
	W	L	OAvg	DAvg	W	L	OAvg	DAvg
NC State	12	2	82.0	71.1	25	6	84.1	69.5
Virginia	11	3	75.8	66.1	29	6	76.1	67.0
Clemson	10	4	71.4	66.6	22	10	70.8	65.9
Maryland	7	7	69.8	68.1	19	11	74.2	65.7
Wake Forest	5	9	66.9	67.0	16	14	71.1	65.4
Duke	4	10	67.3	73.4	15	13	70.7	68.0
Georgia Tech	4	10	69.0	78.6	13	17	73.2	75.6
North Carolina	3	11	69.6	80.7	13	15	76.4	75.0

1990 ACC Tournament, Fayetteville, N.C., (March 3-5)

Quarterfinals	#1 NC State 80	#8 North Carolina 61
	#4 Maryland 87	#5 Wake Forest 68
	#2 Virginia 73	#7 Georgia Tech 65
	#3 Clemson 77	#6 Duke 68
Semifinals	NC State 66	Maryland 57
	Virginia 84	Clemson 66
Finals	Virginia 67 (ot)	NC State 64









1990-91

Team	ACC				Overall			
	W	L	OAvg	DAvg	W	L	OAvg	DAvg
Virginia	14	0	94.5	72.4	31	3	88.6	64.9
Maryland	9	5	71.7	71.6	17	13	76.3	70.7
NC State	9	5	89.1	79.4	27	6	90.9	73.0
Clemson	8	6	67.5	66.6	22	11	71.2	65.1
Duke	6	8	65.4	72.9	16	12	69.3	69.0
Wake Forest	5	9	67.6	72.9	15	13	74.4	69.7
Georgia Tech	3	11	76.7	83.9	15	13	84.3	76.9
North Carolina	2	12	66.0	78.9	12	16	72.8	73.7

1991 ACC Tournament, Fayetteville, N.C., (March 2-4)

Quarterfinals	#1 Virginia 90	#8 North Carolina 69
	#4 Clemson 60	#5 Duke 58
	#2 Maryland 91	#7 Georgia Tech 73
	#3 NC State 92	#6 Wake Forest 72
Semifinals	Clemson 65	Virginia 62
	NC State 82	Maryland 75
Finals	NC State 84	Clemson 61

ACC STANDINGS

1991-92		ACC		Overall		1992 ACC Tournament, Rock Hill, S.C., (March 6-9)			
Team	W	L	OAvg	DAvg	W	L	OAvg	DAvg	
 Virginia	15	1	81.1	61.1	32	2	82.0	59.4	First Round #8 Duke 61 #9 Wake Forest 52
Maryland	13	3	76.6	66.3	25	6	79.1	62.7	Quarterfinals #7 Georgia Tech 68 #2 Maryland 67
Clemson	9	7	71.3	68.3	21	10	76.8	66.8	#3 Clemson 96 (ot) #6 NC State 93
North Carolina	9	7	69.9	66.6	22	9	76.2	64.0	#1 Virginia 81 #8 Duke 55
Florida State	8	8	68.5	73.3	17	11	75.7	72.6	#4 North Carolina 81 . #5 Florida State 69
NC State	7	9	79.3	84.2	16	12	83.6	76.7	Semifinals Georgia Tech 74 Clemson 73
Georgia Tech	6	10	69.8	72.3	20	13	77.3	69.6	Virginia 74 North Carolina 55
Duke	4	12	62.4	73.8	14	15	70.0	69.1	Finals Virginia 70 Georgia Tech 69
Wake Forest	1	15	69.8	77.9	10	18	63.5	72.0	
<hr/>									
1992-93		ACC		Overall		1993 ACC Tournament, Rock Hill, S.C., (March 5-8)			
Team	W	L	OAvg	DAvg	W	L	OAvg	DAvg	
 Virginia	13	3	80.3	68.3	26	6	81.1	65.0	First Round #8 Wake Forest 70 #9 Duke 69
Maryland	11	5	75.6	66.8	22	8	78.6	64.7	Quarterfinals #2 Maryland 91 #7 Florida State 68
North Carolina	11	5	70.3	66.1	23	7	74.1	61.6	#3 North Carolina 89 #6 NC State 71
Georgia Tech	8	8	75.0	77.0	16	11	78.7	75.1	#1 Virginia 74 #8 Wake Forest 46
Clemson	8	8	71.4	68.9	19	11	74.0	66.8	#5 Clemson 87 #4 Georgia Tech 66
NC State	8	8	70.4	74.4	14	13	76.9	74.9	Semifinals Maryland 75 North Carolina 61
Florida State	6	10	66.7	69.7	13	14	70.8	69.6	Virginia 79 (ot) Clemson 71
Wake Forest	4	12	67.8	74.8	14	14	70.0	68.7	Finals Virginia 106 (3ot) Maryland 103
Duke	3	13	65.4	76.8	12	15	69.0	71.6	
<hr/>									
1993-94		ACC		Overall		1994 ACC Tournament, Rock Hill, S.C., (March 4-7)			
Team	W	L	OAvg	DAvg	W	L	OAvg	DAvg	
 Virginia	15	1	75.8	62.2	27	5	74.8	62.8	First Round #8 Wake Forest 72 #9 Florida State 57
North Carolina	14	2	82.3	65.5	33	2	84.4	62.0	Quarterfinals #5 Maryland 60 #4 Duke 45
Clemson	11	5	69.5	61.9	20	10	71.5	61.4	#1 Virginia 73 #8 Wake Forest 54
Maryland	8	8	68.3	63.0	15	13	70.3	61.1	#2 North Carolina 78 . #7 Georgia Tech 55
Duke	7	9	65.4	68.1	16	11	76.1	66.2	#3 Clemson 73 #6 NC State 52
NC State	6	10	62.3	68.8	13	14	67.3	69.4	Semifinals Virginia 63 Maryland 45
Georgia Tech	5	11	61.6	70.1	12	15	64.4	68.1	North Carolina 65 Clemson 64
Wake Forest	3	13	61.1	71.4	8	19	64.4	71.1	Finals North Carolina 77 Virginia 60
Florida State	3	13	55.9	71.3	6	21	58.3	71.3	
<hr/>									
1994-95		ACC		Overall		1995 ACC Tournament, Rock Hill, S.C., (March 2-5)			
Team	W	L	OAvg	DAvg	W	L	OAvg	DAvg	
 Virginia	16	0	77.4	57.8	27	5	77.7	59.9	First Round #9 Maryland 72 #8 Florida State 56
North Carolina	12	4	80.0	66.3	30	5	82.6	60.0	Quarterfinals #4 Duke 78 #5 Clemson 71
NC State	11	5	76.3	68.9	21	10	76.0	70.7	#1 Virginia 68 #9 Maryland 46
Duke	10	6	72.7	70.8	22	9	79.6	69.5	#2 North Carolina 71 ... #7 Wake Forest 51
Clemson	9	7	68.6	67.8	21	11	75.8	64.6	#3 NC State 88 #6 Georgia Tech 70
Georgia Tech	5	11	65.2	69.8	14	16	73.9	69.4	Semifinals Duke 83 (ot) Virginia 82
Wake Forest	4	12	62.1	76.3	11	16	65.9	72.9	North Carolina 90 NC State 71
Florida State	3	13	60.4	72.8	8	22	62.0	71.1	Finals North Carolina 95 Duke 70
Maryland	2	14	60.2	72.5	11	18	63.5	67.9	
<hr/>									
1995-96		ACC		Overall		1996 ACC Tournament, Rock Hill, S.C., (Feb. 29-March 3)			
Team	W	L	OAvg	DAvg	W	L	OAvg	DAvg	
 Virginia	13	3	74.6	60.3	26	7	76.9	57.3	First Round #9 Florida State 64 ... #8 Georgia Tech 51
Duke	12	4	71.5	62.5	26	7	75.2	61.4	Quarterfinals #4 Clemson 67 #5 North Carolina 49
NC State	10	6	73.2	69.6	20	10	74.0	68.2	#1 Virginia 83 #9 Florida State 50
Clemson	9	7	67.9	67.0	23	8	73.1	62.4	#2 Duke 67 #7 Wake Forest 61
North Carolina	8	8	73.8	72.1	13	14	73.1	69.8	#3 NC State 63 #6 Maryland 61
Maryland	7	9	58.6	66.1	13	14	61.6	63.4	Semifinals Clemson 75 Virginia 67
Wake Forest	6	10	67.6	70.7	13	14	70.3	68.7	Duke 79 NC State 62
Georgia Tech	5	11	67.8	69.1	14	13	72.6	65.7	Finals Clemson 71 Duke 54
Florida State	2	14	59.9	77.4	8	20	59.8	71.0	
<hr/>									
1996-97		ACC		Overall		1997 ACC Tournament, Charlotte, N.C., (Feb. 27-March 2)			
Team	W	L	OAvg	DAvg	W	L	OAvg	DAvg	
 North Carolina	15	1	77.5	66.4	29	3	78.4	62.0	First Round #8 Wake Forest 70 #9 Florida State 59
Virginia	12	4	69.5	57.8	23	8	73.4	56.8	Quarterfinals #5 Duke 60 (ot) #4 Maryland 52
NC State	9	7	73.6	66.0	19	12	75.3	62.7	#1 North Carolina 86 ... #8 Wake Forest 60
Maryland	9	7	62.9	61.6	18	10	64.3	56.3	#2 Virginia 77 #7 Georgia Tech 63
Duke	9	7	72.9	70.1	19	11	73.7	65.0	#6 Clemson 87 #3 NC State 75
Clemson	8	8	62.8	63.6	19	11	66.0	63.1	Semifinals North Carolina 66 Duke 55
Georgia Tech	7	9	65.4	67.5	15	12	70.6	66.8	Clemson 77 (ot) Virginia 75
Wake Forest	3	13	61.4	72.9	12	16	61.8	68.6	Finals North Carolina 62 Clemson 58
Florida State	0	16	55.6	75.7	5	22	59.7	71.3	

ACC STANDINGS



1997-98		ACC		Overall				
Team	W	L	OAvg	DAvg	W	L	OAvg	DAvg
Duke	13	3	75.3	63.9	24	8	75.8	63.8
Clemson	12	4	70.4	64.3	25	8	71.8	61.2
NC State	12	4	68.6	59.4	25	7	71.6	60.6
N. Carolina	11	5	77.4	68.4	27	7	79.2	64.3
Virginia	9	7	73.0	69.9	19	10	70.2	66.6
Maryland	7	9	59.9	61.4	15	13	61.0	60.2
Florida State	5	11	67.0	73.9	9	18	66.2	72.4
Georgia Tech	3	13	58.8	75.3	11	17	63.6	73.1
Wake Forest	0	16	54.3	68.2	4	23	57.4	67.3

1998 ACC Tournament, Charlotte, N.C., (Feb. 26-March 1)

First Round	#8 Georgia Tech 78	#9 Wake Forest 67
Quarterfinals	#4 North Carolina 76	#5 Virginia 56
	#1 Duke 100	#8 Georgia Tech 56
	#2 Clemson 85	#7 Florida State 68
	#6 Maryland 61	#3 NC State 48
Semifinals	North Carolina 56	Duke 52
	Clemson 63	Maryland 44
Finals	North Carolina 81	Clemson 50



1998-99		ACC		Overall				
Team	W	L	OAvg	DAvg	W	L	OAvg	DAvg
Duke	15	1	82.9	65.4	29	7	79.4	64.0
Virginia	12	4	71.6	62.8	20	9	75.9	64.4
N. Carolina	11	5	83.6	77.6	28	8	81.9	70.5
Clemson	11	5	71.9	61.2	26	6	72.9	58.5
NC State	9	7	72.1	66.1	17	12	74.3	65.6
Georgia Tech	6	10	70.8	78.2	13	14	75.4	72.7
Maryland	3	13	60.3	74.7	6	21	60.1	71.9
Wake Forest	3	13	59.6	75.4	8	20	64.0	71.8
Florida State	2	14	70.4	81.5	7	20	73.0	79.6

1999 ACC Tournament, Charlotte, N.C., (Feb 26-March 1)

First Round	#8 Wake Forest 83	#7 Maryland 66
	#1 Duke 90	#9 Florida State 57
Quarterfinals	#4 Clemson 52	#5 NC State 51
	#2 Virginia 71	#8 Wake Forest 67
	#3 North Carolina 87	#6 Georgia Tech 71
Semifinals	Clemson 76	Duke 71
	North Carolina 83	Virginia 70
Finals	Clemson 87	North Carolina 72



1999-2000		ACC		Overall				
Team	W	L	OAvg	DAvg	W	L	OAvg	DAvg
Virginia	13	3	71.4	66.0	25	10	72.1	65.4
Duke	12	4	71.6	56.6	28	6	74.5	56.4
NC State	11	5	70.4	65.6	20	9	70.7	63.1
Clemson	9	7	63.3	62.7	19	12	62.5	60.3
North Carolina	8	8	68.1	70.8	20	13	71.1	68.5
Georgia Tech	7	9	63.4	68.3	17	14	69.9	68.8
Maryland	5	11	63.3	67.5	16	15	67.0	65.0
Florida State	4	12	66.0	68.9	12	17	69.7	69.1
Wake Forest	3	13	56.9	68.8	7	21	57.4	66.2

2000 ACC Tournament, Greensboro, N.C., (March 3-6)

First Round	#8 Florida State 65	#7 Maryland 60
	#1 Virginia 72	#9 Wake Forest 47
Quarterfinals	#5 North Carolina 56	#4 Clemson 54
	#2 Duke 92	#8 Florida State 65
	#6 Georgia Tech 71	#3 NC State 62
Semifinals	North Carolina 67	Virginia 63
	Duke 77	Georgia Tech 56
Finals	Duke 79	North Carolina 76



2000-01		ACC		Overall				
Team	W	L	OAvg	DAvg	W	L	OAvg	DAvg
Duke	13	3	74.6	64.8	30	4	75.2	61.0
Clemson	10	6	71.4	66.8	21	10	70.6	64.4
NC State	9	7	68.2	62.2	22	11	65.7	58.0
Florida State	9	7	68.5	69.0	19	12	71.0	66.0
Virginia	8	8	70.2	69.3	18	14	72.1	67.5
Maryland	8	8	62.2	67.1	17	12	65.8	63.9
North Carolina	7	9	76.5	74.5	15	14	76.5	71.8
Georgia Tech	5	11	68.4	73.2	14	15	73.0	71.7
Wake Forest	3	13	59.2	72.4	11	17	63.5	69.8

2001 ACC Tournament, Greensboro, N.C., (March 2-5)

First Round	#7 North Carolina 79	#8 Georgia Tech 64
	#1 Duke 75 (ot)	#9 Wake Forest 68
Quarterfinals	#4 Florida State 83	#5 Virginia 77
	#2 Clemson 75	#7 North Carolina 57
	#3 NC State 74	#6 Maryland 61
Semifinals	Duke 72	Florida State 56
	NC State 65	Clemson 52
Finals	Duke 57	NC State 45



2001-02		ACC		Overall				
Team	W	L	OAvg	DAvg	W	L	OAvg	DAvg
Duke	16	0	86.2	64.2	31	4	83.5	64.3
North Carolina	11	5	78.6	72.3	26	9	79.9	67.8
Clemson	9	7	66.9	65.7	17	12	66.4	62.4
Virginia	9	7	66.2	69.2	17	13	66.3	66.1
Georgia Tech	7	9	69.5	70.1	15	14	70.7	64.0
NC State	7	9	62.4	64.8	14	15	63.3	63.2
Wake Forest	5	11	57.3	66.3	12	16	60.8	65.6
Maryland	4	12	58.3	64.8	13	17	63.2	61.9
Florida State	4	12	64.8	73.0	13	15	69.7	68.4

2002 ACC Tournament, Greensboro, N.C., (March 1-4)

First Round	#8 Maryland 78	#7 Wake Forest 66
	#1 Duke 82	#9 Florida State 66
Quarterfinals	#4 Virginia 60	#5 Georgia Tech 58
	#2 North Carolina 78	Maryland 53
	#6 NC State 61	#3 Clemson 52
Semifinals	Duke 71	Virginia 67
	North Carolina 58	NC State 52
Finals	Duke 87	North Carolina 80



2002-03		ACC		Overall				
Team	W	L	OAvg	DAvg	W	L	OAvg	DAvg
Duke	16	0	77.8	54.1	35	2	79.0	54.0
North Carolina	13	3	73.8	65.8	28	6	75.9	62.8
Virginia	9	7	61.1	60.1	17	14	63.0	62.1
Florida State	8	8	59.8	63.4	17	13	65.1	63.0
Georgia Tech	8	8	66.6	66.8	20	11	68.3	62.7
NC State	6	10	60.4	65.2	11	17	62.9	67.0
Clemson	5	11	62.2	66.5	14	15	65.3	63.8
Maryland	4	12	66.4	77.0	10	18	67.4	72.5
Wake Forest	3	13	60.6	69.6	13	15	65.5	64.1

2003 ACC Tournament, Greensboro, N.C., (March 7-10)

First Round	#7 Clemson 63	#8 Maryland 61
	#1 Duke 64	#9 Wake Forest 59
Quarterfinals	#5 Georgia Tech 64	#4 Florida State 59
	#2 North Carolina 80	Clemson 71
	#3 Virginia 66	#6 NC State 56
Semifinals	Duke 76	Georgia Tech 52
	North Carolina 88	Virginia 78
Finals	Duke 77	North Carolina 59

ACC STANDINGS



2003-04		ACC		Overall				
Team	W	L	OAvg	DAvg	W	L	OAvg	DAvg
Duke	15	1	80.8	56.8	30	4	81.9	57.4
North Carolina	12	4	68.9	62.5	24	7	72.8	58.5
NC State	8	8	64.9	66.1	17	15	67.5	64.5
Maryland	8	8	66.2	66.8	18	13	68.4	65.4
Florida State	7	9	67.9	69.8	15	15	70.2	68.4
Clemson	7	9	59.7	67.9	17	12	65.8	66.7
Virginia	6	10	63.0	66.6	13	16	63.8	64.1
Georgia Tech	5	11	60.4	65.8	14	15	63.2	63.9
Wake Forest	4	12	62.5	72.1	12	17	64.6	65.1

2004 ACC Tournament, Greensboro, N.C., (March 5-8)

First Round #9 Wake Forest 61..... #8 Georgia Tech 59

Quarterfinals #1 Duke 77 #9 Wake Forest 59
#2 North Carolina 64 #7 Virginia 45
#3 NC State 45 #6 Clemson 43
#4 Maryland 62 #5 Florida State 47

Semifinals Duke 70 Maryland 63
North Carolina 75 NC State 64

Finals Duke 63 North Carolina 47



2004-05		ACC		Overall				
Team	W	L	OAvg	DAvg	W	L	OAvg	DAvg
North Carolina	12	2	77.9	64.1	30	4	79.4	59.0
Duke	12	2	73.9	61.1	31	5	76.0	56.0
NC State	10	4	69.9	61.3	21	8	67.9	56.6
Florida State	9	5	69.3	68.6	24	8	69.1	61.9
Virginia	8	6	64.2	65.4	21	11	67.7	61.8
Maryland	7	7	71.7	70.9	22	10	72.8	65.3
Virginia Tech	6	8	74.6	72.1	17	12	73.9	67.8
Georgia Tech	4	10	53.1	62.9	13	14	58.2	58.0
Miami	4	10	61.9	72.3	13	16	64.0	68.9
Wake Forest	3	11	67.0	71.6	17	15	70.4	64.4
Clemson	2	12	60.5	73.6	8	20	62.0	69.6

2005 ACC Tournament, Greensboro, N.C., (March 4-7)

First Round #9 Miami 60 #8 Georgia Tech 58
#10 Wake Forest 61..... #7 Virginia Tech 56

Quarterfinals #6 Maryland 66 #11 Clemson 55
#1 North Carolina 64 #9 Miami 57
#5 Virginia 71 #4 Florida State 67
#2 Duke 107 #10 Wake Forest 50
#6 Maryland 63 #3 NC State 56

Semifinals North Carolina 78 Virginia 72
Duke 74 Maryland 44

Finals North Carolina 88 Duke 67



2005-06		ACC		Overall				
Team	W	L	OAvg	DAvg	W	L	OAvg	DAvg
North Carolina	13	1	80.1	62.8	33	2	82.2	59.9
Maryland	12	2	79.4	71.1	34	4	83.3	65.0
Duke	12	2	82.7	66.1	31	4	86.0	58.2
Florida State	10	4	68.1	63.9	20	10	71.3	64.5
NC State	7	7	66.8	66.7	19	12	68.8	63.9
Virginia Tech	6	8	65.9	69.0	21	10	69.3	64.4
Boston College	6	8	65.2	67.1	21	12	68.2	58.7
Miami	6	8	73.6	76.0	17	13	75.8	71.7
Virginia	5	9	65.0	68.6	20	12	66.8	59.8
Wake Forest	3	11	64.1	76.6	12	16	68.5	68.9
Georgia Tech	2	12	62.1	69.7	14	15	64.5	60.2
Clemson	2	12	65.4	80.8	8	21	66.2	75.9

2006 ACC Tournament, Greensboro, N.C., (March 2-5)

First Round #9 Virginia 57 #8 Boston College 54
#5 NC State 67 #12 Clemson 53
#7 Virginia Tech 73 #10 Wake Foest 60
#11 Georgia Tech 79 #6 Miami 62

Quarterfinals #1 North Carolina 82 Virginia 56
NC State 64 #4 Florida State 60
#2 Duke 69 Virginia Tech 56
#3 Maryland 71 Georgia Tech 66

Semifinals North Carolina 90 NC State 69
Maryland 78 Duke 70

Finals North Carolina 91 Maryland 80



2006-07		ACC		Overall				
Team	W	L	OAvg	DAvg	W	L	OAvg	DAvg
Duke	14	0	75.5	51.4	32	2	76.1	54.9
North Carolina	11	3	83.7	55.0	34	4	81.9	61.3
Maryland	10	4	82.6	61.3	28	6	77.8	64.8
NC State	10	4	67.0	57.7	25	10	67.2	60.0
Florida State	10	4	67.8	61.3	24	10	66.5	63.7
Georgia Tech	9	5	66.1	59.2	21	12	60.9	59.1
Virginia Tech	6	8	66.1	65.4	19	15	67.1	69.1
Virginia	5	9	72.7	71.4	19	15	66.9	75.0
Clemson	4	10	69.1	72.7	12	18	65.6	72.0
Boston College	3	11	60.1	60.3	13	16	56.1	67.3
Miami	2	12	66.6	70.7	11	19	61.1	74.6
Wake Forest	0	14	56.5	67.1	9	20	51.8	75.3

2007 ACC Tournament, Greensboro, N.C., (March 1-4)

First Round #5 Florida State 70..... #12 Wake Forest 53
#8 Virginia 89 #9 Clemson 82
#7 Virginia Tech 60..... #10 Boston College 54 (ot)
#6 Georgia Tech 66..... #11 Miami 52

Quarterfinals #4 NC State 76 #5 Florida State 49
#1 Duke 79 #8 Virginia 58
#2 North Carolina 90 #7 Virginia Tech 60
#3 Maryland 75 #6 Georgia Tech 59

Semifinals #4 NC State 70 #1 Duke 65
#2 North Carolina 78 #3 Maryland 72

Finals #2 North Carolina 60 #4 NC State 54



2007-08		ACC		Overall				
Team	W	L	OAvg	DAvg	W	L	OAvg	DAvg
North Carolina	14	0	85.5	67.2	33	3	86.3	64.0
Maryland	13	1	85.5	67.8	33	4	82.0	65.0
Duke	10	4	71.7	61.5	25	10	71.2	59.6
Virginia	10	4	74.8	68.4	24	10	74.7	64.0
Georgia Tech	7	7	70.6	69.5	22	10	70.3	60.1
Florida State	7	7	66.4	68.1	19	14	69.2	65.0
Boston College	7	7	59.1	63.0	21	12	63.9	61.1
NC State	6	8	62.4	59.7	21	13	66.5	56.8
Clemson	4	10	61.6	75.3	12	19	61.9	70.9
Virginia Tech	2	12	58.9	70.6	15	15	66.9	65.7
Wake Forest	2	12	51.1	66.3	15	15	56.5	56.2
Miami	2	12	58.0	68.1	9	21	60.3	63.8

2008 ACC Tournament, Greensboro, N.C., (March 6-9)

First Round #5 Georgia Tech 76..... #12 Miami 49
#9 Clemson 65 #8 NC State 60 (ot)
#7 Boston College 57 ... #10 Virginia Tech 47
#6 Florida State 57..... #11 Wake Forest 52

Quarterfinals #4 Virginia 52 #5 Georgia Tech 43
#1 North Carolina 97 #9 Clemson 77
#2 Maryland 93 #7 Boston College 81
#3 Duke 81..... #6 Florida State 67

Semifinals #1 North Carolina 80 #4 Virginia 65
#3 Duke 74..... #2 Maryland 63

Finals #1 North Carolina 86 #3 Duke 73

HOMES OF THE ACC

ALL-TIME TOP ACC ATTENDANCE RECORDS

- 17,950 North Carolina at Maryland
Comcast Center, College Park, Md. January 28, 2007
- 17,950 Duke at Maryland
Comcast Center, College Park, Md. February 18, 2007
- 17,243 Duke at Maryland
Comcast Center, College Park, Md. February 13, 2005
- 16,135 Florida State at Maryland
Comcast Center, College Park, Md. February 24, 2008
- 16,097 Duke at Maryland
Comcast Center, College Park, Md. January 8, 2006
- 15,531 Duke at Maryland
Comcast Center, College Park, Md. January 14, 2008
- 14,500 Virginia at Maryland
Cole Field House, College Park, Md. February 12, 1992
- 13,446 Duke at Maryland
Comcast Center, College Park, Md. February 22, 2004
- 12,066 Virginia at Maryland
Comcast Center, College Park, Md. February 8, 2008
- 11,520 Virginia at NC State
Reynolds Coliseum, Raleigh, N.C. January 12, 1991
- 11,174 North Carolina at Virginia
University Hall, Charlottesville, Va. February 5, 1986



Boston College
Silvio O. Conte Forum
8,606



Clemson
Littlejohn Coliseum
9,850



Duke
Cameron Indoor Stadium
9,314



Florida State
The Tucker Center
12,100



Georgia Tech
Alexander Memorial Coliseum
9,191



Maryland
Comcast Center
17,950



Miami
BankUnited Center
7,000



North Carolina
Carmichael Auditorium
8,010



NC State
Reynolds Coliseum
9,500



Virginia
John Paul Jones Arena
15,000



Virginia Tech
Cassell Coliseum
9,847



Wake Forest
Lawrence Joel Memorial Coliseum
14,407

ACC COACHING RECORDS

(Includes only seasons coaching at ACC schools during years as ACC member)

Head Coach	School	Yrs.	ACC		ACC			NCAA				All	
			Games	Pct.	Tourn.	Pct.	Tts.	Games	Pct.	Yrs.	Tls.	Games	Pct.
Gail Goestenkors	Duke	15	180-56	.763	26-10	.722	5	36-13	.735	13	0	396-99	.800
Brenda Frese	Maryland	6	54-34	.614	7-6	.538	0	12-4	.750	5	1	146-55	.726
Sylvia Hatchell ...	North Carolina	22	211-123	.632	38-16	.704	8	36-16	.692	15	1	512-195	.724
Joanne P. McCallie	Duke	1	10-4	.714	2-1	.667	0	2-1	.667	1	0	25-10	.714
Debbie Ryan	Virginia	31	285-138	.674	32-28	.533	3	32-22	.593	22	0	675-288	.701
Kay Yow	NC State	31	277-156	.640	36-27	.571	4	19-20	.487	20	0	672-318	.679
Jim Davis	Clemson	18	154-124	.554	20-16	.556	2	14-14	.500	14	0	355-197	.643
Chris Weller	Maryland	27	181-154	.540	35-17	.673	8	12-12	.500	12	0	499-286	.636
Jennifer Alley	North Carolina	9	70-36	.660	12-8	.600	1	2-4	.333	4	0	179-104	.633
Annie Tribble	Clemson	11	57-53	.518	7-10	.412	0	0-1	.000	1	0	200-135	.597
Beth Dunkenberger ..	Virginia Tech	4	20-36	.357	2-4	.333	0	1-2	.333	2	0	72-52	.581
Cathy Inglese	Boston College	3	16-26	.381	1-3	.250	0	2-1	.667	1	0	55-40	.579
MaChelle Joseph ...	Georgia Tech	5	27-45	.375	3-5	.375	0	1-2	.333	2	0	84-66	.560
Joe Sanchez	Wake Forest	7	33-67	.330	2-7	.222	0	1-1	.500	1	0	109-93	.540
Sue Semrau	Florida State	11	76-94	.447	4-11	.267	0	6-5	.545	5	0	179-153	.539
Debbie Leonard	Duke	15	69-119	.367	2-15	.118	0	1-1	.500	1	0	213-189	.530
Agnus Berenato	Georgia Tech	15	84-150	.359	5-14	.263	0	0-2	.000	2	0	223-209	.516
Marynell Meadors	Florida State	10	22-58	.275	1-5	.167	0	1-2	.333	1	0	132-152	.465
Ferne Labati	Miami	1	4-10	.286	1-1	.500	0	-	-	0	-	13-16	.448
Mike Petersen	Wake Forest	4	8-48	.143	1-4	.200	0	-	-	0	-	53-66	.445
Wanda Briley	Wake Forest	6	8-54	.129	0-6	.000	0	-	-	0	-	71-96	.425
Karen Freeman	Wake Forest	5	20-60	.250	3-5	.375	0	-	-	0	-	58-79	.423
Katie Meier	Miami	3	10-32	.238	0-3	.000	0	-	-	0	-	37-53	.411
Bernie McGlade	Georgia Tech	7	14-80	.149	0-7	.000	0	-	-	0	-	74-116	.389
Cristy McKinney	Clemson	3	10-32	.238	1-3	.250	0	-	-	0	-	32-58	.356
Charlene Curtis	Wake Forest	7	20-91	.180	2-7	.222	0	-	-	0	-	65-129	.335
Benny Dees	Georgia Tech	1	1-6	.143	0-1	.000	0	-	-	0	-	8-19	.297
Chris Gobrecht	Florida State	1	0-16	.000	0-1	.000	0	-	-	0	-	5-22	.185
Barbara Warren	Wake Forest	2	2-10	.167	0-2	.000	0	-	-	0	-	6-38	.136
Jim Culpepper	Georgia Tech	1	1-8	.111	0-1	.000	0	-	-	0	-	2-23	.008

ACC COACHING RECORDS

COACHING RECORDS

VICTORIES - ALL GAMES

Coach, School	Total
Sylvia Hatchell, North Carolina	784
Kay Yow, NC State	729
Debbie Ryan, Virginia	675
Chris Weller, Maryland	499
Gail Goestenkers, Duke	396
Cathy Inglese, Boston College	393
Jim Davis, Clemson	355
Joanne P. McCallie, Duke	341
Ferne Labati, Miami	303
Cristy McKinney, Clemson	275

VICTORIES - ACC GAMES

Coach, School	Total
Debbie Ryan, Virginia	285
Kay Yow, NC State	277
Sylvia Hatchell, North Carolina	211
Chris Weller, Maryland	181
Gail Goestenkers, Duke	180
Jim Davis, Clemson	154
Agnus Berenato, Georgia Tech	84
Sue Semrau, Florida State	76
Jennifer Alley, North Carolina	70
Debbie Leonard, Duke	69

VICTORIES - ACC TOURNAMENT

Coach, School	Total
Sylvia Hatchell, North Carolina	38
Kay Yow, NC State	36
Chris Weller, Maryland	35
Debbie Ryan, Virginia	32
Gail Goestenkers, Duke	26
Jim Davis, Clemson	20
Jennifer Alley, North Carolina	12
Brenda Frese, Maryland	7
Annie Tribble, Clemson	7
Agnus Berenato, Georgia Tech	5

NCAA TOURNAMENT WINS

Coach, School	Total
Sylvia Hatchell, North Carolina	36
Gail Goestenkers, Duke	36
Debbie Ryan, Virginia	32
Kay Yow, NC State	19
Jim Davis, Clemson	14
Brenda Frese, Maryland	12
Chris Weller, Maryland	12
Sue Semrau, Florida State	6
Cathy Inglese, Boston College	6
Jennifer Alley, North Carolina	2
Ferne Labati, Miami	2

WINNING PCT. - ALL GAMES

Coach, School	W-L	Pct.
Gail Goestenkers, Duke	396-99	.800
Sylvia Hatchell, North Carolina ..	784-275	.740
Brenda Frese, Maryland	203-85	.705
Debbie Ryan, Virginia	676-288	.701
Kay Yow, NC State	729-337	.684
Jim Davis, Clemson	355-197	.643
Chris Weller, Maryland	499-286	.636
Jennifer Alley, North Carolina	179-104	.633
Cathy Inglese, Boston College	393-253	.608
Beth Dunkenberger, Virginia Tech	137-102	.573

WINNING PCT. - ACC GAMES

Coach, School	W-L	Pct.
Gail Goestenkers, Duke	180-56	.763
Debbie Ryan, Virginia	285-138	.674
Jennifer Alley, North Carolina	70-36	.661
Kay Yow, NC State	270-152	.640
Sylvia Hatchell, North Carolina	211-123	.632
Brenda Frese, Maryland	54-34	.614
Jim Davis, Clemson	154-124	.554
Chris Weller, Maryland	181-154	.540
Annie Tribble, Clemson	57-53	.518

WINNING PCT. - ACC TOURNAMENT

Coach, School	W-L	Pct.
Gail Goestenkers, Duke	26-10	.722
Sylvia Hatchell, North Carolina	38-16	.704
Chris Weller, Maryland	35-17	.673
Jennifer Alley, North Carolina	12-8	.600
Kay Yow, NC State	36-27	.571
Jim Davis, Clemson	20-16	.556
Brenda Frese, Maryland	7-6	.538
Debbie Ryan, Virginia	32-28	.533
Annie Tribble, Clemson	7-10	.412
Karen Freeman, Wake Forest	3-5	.375

WINNING PCT. - NCAA TOURNAMENT

Coach, School	W-L	Pct.
Brenda Frese, Maryland	12-4	.750
Gail Goestenkers, Duke	36-13	.735
Sylvia Hatchell, North Carolina	36-16	.692
Debbie Ryan, Virginia	32-22	.593
Cathy Inglese, Boston College	8-6	.571
Sue Semrau, Florida State	6-5	.545
Debbie Leonard, Duke	1-1	.500
Joe Sanchez, Wake Forest	1-1	.500
Chris Weller, Maryland	12-12	.500
Jim Davis, Clemson	14-14	.500
Kay Yow, NC State	19-20	.487

TEAM RECORDS

CONFERENCE GAMES

Team	Years	W	L	Pct.
Boston College	3	16	26	.381
Clemson	31	221	209	.514
Duke	31	258	178	.592
Florida State	17	97	167	.367
Georgia Tech	29	125	291	.300
Maryland	31	235	188	.555
Miami	4	14	42	.250
North Carolina	31	281	159	.639
NC State	31	279	159	.637
Virginia	31	285	138	.674
Virginia Tech	4	20	36	.357
Wake Forest	31	92	330	.218

ALL-TIME RECORD

Team	Years	W	L	Pct.
Boston College	36	510	432	.541
Clemson	33	601	401	.600
Duke	33	636	324	.663
Florida State	35	496	501	.497
Georgia Tech	34	459	493	.482
Maryland	37	688	358	.658
Miami	36	543	427	.560
North Carolina	34	730	325	.692
NC State	34	693	328	.679
Virginia	35	713	320	.690
Virginia Tech	32	523	401	.566
Wake Forest	37	405	551	.424

ALL GAMES AS ACC MEMBER

Team	Years	W	L	Pct.
Boston College	3	55	40	.579
Clemson	31	565	371	.604
Duke	31	634	298	.680
Florida State	17	236	262	.474
Georgia Tech	30	391	433	.475
Maryland	31	607	331	.647
Miami	4	50	69	.420
North Carolina	31	691	299	.698
NC State	31	642	324	.665
Virginia	31	675	288	.700
Virginia Tech	4	72	52	.581
Wake Forest	31	364	501	.421

HOMECOURT WIN-LOSS RECORDS

as members of the ACC

School	Years	Won	Lost	Pct.
Boston College	3	37	13	.740
Clemson	31	312	118	.726
Duke	31	319	96	.769
Florida State	17	131	97	.575
Georgia Tech	30	234	161	.592
Maryland	31	321	111	.743
Miami	4	37	29	.561
North Carolina	31	369	85	.813
NC State	31	328	89	.787
Virginia	31	376	83	.819
Virginia Tech	4	41	20	.672
Wake Forest	31	195	193	.503

Must have coached a minimum of two years to qualify.
Active coaches in bold.

ACC SERIES RECORDS

BOSTON COLLEGE VS CLEMSON BOSTON COLLEGE LEADS 3-1

YEAR	WIN-SITE	SCORE
96-97	Clemson-N	55-52
05-06	Boston Col.-C	70-53
06-07	Boston Col.-B	69-64
07-08	Boston Col.-C	68-63

At Boston College: Boston Col. 1-0
At Clemson: Boston Col. 2-0
Neutral: Clemson 1-0

BOSTON COLLEGE VS DUKE DUKE LEADS 6-1

YEAR	WIN-SITE	SCORE
89-90	Duke-D	85-64
99-00	Boston Col.-D	77-70
00-01	Duke-B	67-49
04-05	Duke-N	70-65
05-06	Duke-B	66-52
06-07	Duke-D	73-52
07-08	Duke-B	51-41

At Boston College: Duke 3-0
At Duke: Duke 2-1
Neutral: Duke 1-0

BOSTON COLLEGE VS FLORIDA STATE FLORIDA STATE LEADS 3-0

YEAR	WIN-SITE	SCORE
05-06	Florida State-F	71-60
06-07	Florida State-B	72-53
07-08	Florida State-F	71-65

At Boston College: FSU 1-0
At Florida State: FSU 2-0
Neutral: Even 0-0

BOSTON COLLEGE VS GEORGIA TECH GEORGIA TECH LEADS 3-2

YEAR	WIN-SITE	SCORE
91-92	GaTech-N	97-61
97-98	GaTech-G	81-79
05-06	Boston Col.-B	57-55
06-07	GaTech-G	60-49
07-08	Boston Col.-B	62-53

At Boston College: BC 2-0
At Georgia Tech: Georgia Tech 2-0
Neutral: Georgia Tech 1-0

BOSTON COLLEGE VS MARYLAND MARYLAND LEADS 7-0

YEAR	WIN-SITE	SCORE
05-06	Maryland-B (ot)	67-64
	Maryland-M	86-59
06-07	Maryland-M	71-39
	Maryland-B	76-60
07-08	Maryland-B	88-61
	Maryland-M	78-51
	Maryland-N	93-81

At Boston College: Maryland 3-0
At Maryland: Maryland 3-0
Neutral: Even 1-0

BOSTON COLLEGE VS MIAMI MIAMI LEADS 17-12

YEAR	WIN-SITE	SCORE
91-92	Miami-B	78-59
	Miami-M	79-60
92-93	Miami-B	80-67
	Miami-M	84-55
93-94	Boston Col.-B	80-71
	Miami-M	75-72
94-95	Miami-M	80-45
	Miami-B	73-67
95-96	Miami-B	60-59
96-97	Boston Col.-M	66-48
	Boston Col.-B	67-55
	Miami-N	63-48
97-98	Miami-M	85-79
98-99	Miami-M	65-57

99-00	Miami-B	66-53
	Boston Col.-M	66-55
00-01	Miami-B	65-59
	Boston Col.-N	62-49
01-02	Miami-M	60-57
02-03	Boston Col.-M	79-61
	Boston Col.-B	84-77
03-04	Miami-B	70-66
	Boston Col.-N	65-53
05-06	Miami-M	82-68
	Boston Col.-B	79-69
06-07	Miami-M	83-68
	Boston Col.-B	78-65
07-08	Boston Col.-B	70-42
	Boston Col.-M	63-52

At Boston College: Miami 7-6
At Miami: Miami 9-4
Neutral: Boston College 2-1

BOSTON COLLEGE VS N. CAROLINA N. CAROLINA LEADS 3-0

YEAR	WIN-SITE	SCORE
05-06	N. Carolina-NC	69-62
06-07	N. Carolina-B	82-60
07-08	N. Carolina-NC	87-59

At Boston College: N. Carolina 1-0
At North Carolina: N. Carolina 2-0
Neutral: Even 0-0

BOSTON COLLEGE VS NC STATE NC STATE LEADS 4-2

YEAR	WIN-SITE	SCORE
05-06	Boston Col.-S	75-66
	NC State-B	82-71
06-07	NC State-B	58-40
	NC State-S	64-46
07-08	Boston Col.-B	60-59
	NC State-S	60-41

At Boston College: NC State 2-1
At NC State: NC State 2-1
Neutral: Even 0-0

BOSTON COLLEGE VS VIRGINIA VIRGINIA LEADS 5-1

YEAR	WIN-SITE	SCORE
83-84	Virginia-B	58-46
99-00	Virginia-V	74-70
05-06	Boston Col.-B	57-43
	Virginia-N	57-54
06-07	Virginia-V	65-63 (ot)
07-08	Virginia-B	67-57

At Boston College: Virginia 2-1
At Virginia: Virginia 2-0
Neutral: Virginia 1-0

BOSTON COLLEGE VS VIRGINIA TECH VIRGINIA TECH LEADS 8-4

YEAR	WIN-SITE	SCORE
89-90	VaTech-N	74-65
00-01	VaTech-B	64-52
	Boston Col.-V (ot)	65-59
01-02	VaTech-V	73-52
02-03	Boston Col.-B	65-47
	VaTech-N (ot)	74-70
03-04	VaTech-V	80-64
05-06	VaTech-V	67-62
06-07	VaTech-B	67-52
	VaTech-N	60-54
07-08	Boston Col.-V	63-53
	Boston Col.-N	57-47

At Boston College: VaTech 2-1
At Virginia Tech: VaTech 3-2
Neutral: Virginia Tech 3-1

BOSTON COLLEGE VS WAKE FOREST BOSTON COLLEGE LEADS 3-0

YEAR	WIN-SITE	SCORE
05-06	Boston Col.-B	77-63
06-07	Boston Col.-W	56-42

07-08	Boston Col.-B	66-58
-------	---------------	-------

At Boston College: Boston Col. 2-0
At Wake Forest: Boston Col. 1-0
Neutral: Even 0-0

CLEMSON VS DUKE CLEMSON LEADS 32-30

YEAR	WIN-SITE	SCORE
77-78	Clemson-C	118-59
78-79	Clemson-D	94-58
	Clemson-N	81-56
79-80	Clemson-C	111-56
80-81	Clemson-D	67-54
81-82	Clemson-C	84-59
82-83	Duke-C	72-70
	Duke-D	95-81
	Clemson-N (ot)	93-92
83-84	Clemson-D	78-72
	Clemson-C	79-73
84-85	Duke-D	84-76
	Duke-C	76-70
	Duke-N	81-76
85-86	Duke-C	93-77
	Duke-D	80-76
86-87	Duke-D	78-72
	Clemson-C	79-76
87-88	Duke-D	68-61
	Clemson-C	78-65
	Clemson-N	81-65
88-89	Clemson-C	69-55
	Clemson-D	71-50
89-90	Clemson-C	64-49
	Clemson-D	65-60
	Clemson-N	77-68
90-91	Clemson-C	63-49
	Clemson-D	67-59
	Clemson-N	60-58
91-92	Clemson-D	107-72
	Clemson-C	63-59
92-93	Clemson-C	88-63
	Duke-D	67-65
93-94	Duke-D	74-67
	Clemson-D	90-82
94-95	Clemson-C	78-64
	Clemson-D (ot)	88-82
	Duke-N	78-71
95-96	Duke-D	74-63
	Duke-C	75-65
	Clemson-N	71-54
96-97	Duke-D	70-61
	Clemson-C	72-69
97-98	Clemson-C	72-61
	Duke-D	78-59
98-99	Duke-D	86-77
	Clemson-C	80-75
	Clemson-N	76-71
99-00	Duke-D	60-51
	Duke-C	59-44
00-01	Clemson-C	93-75
	Duke-D	92-42
01-02	Duke-C	81-58
	Duke-D	77-69
02-03	Duke-D	69-53
	Duke-C	61-49
03-04	Duke-C	78-60
	Duke-D	102-45
04-05	Duke-D	72-48
05-06	Duke-C	97-65
06-07	Duke-D	105-53
07-08	Duke-C	83-54

At Clemson: Clemson 11-6
At Florida State: Clemson 11-6
Neutral: Clemson 2-0

CLEMSON VS GEORGIA TECH CLEMSON LEADS 41-18

YEAR	WIN-SITE	SCORE
79-80	Clemson-C	103-67
80-81	Clemson-G	75-61
81-82	Clemson-C	72-50
	Clemson-N	62-54
82-83	Clemson-G	79-67
	Clemson-C	84-66
83-84	Clemson-C	82-70
	Clemson-G	79-72
84-85	Clemson-G (ot)	84-81
	Clemson-C	95-75
85-86	Clemson-G	90-80
	Clemson-C	84-73
86-87	GaTech-C	81-78
	GaTech-G	82-66
87-88	Clemson-C	94-72
	Clemson-G	90-74
88-89	Clemson-C	83-56
	Clemson-G	89-62
	Clemson-N	94-74
89-90	Clemson-C	77-69
	Clemson-G	80-75
90-91	Clemson-G	63-61
	Clemson-C	76-64
91-92	Clemson-G	73-69
	GaTech-C	59-57
	GaTech-N	74-73
92-93	GaTech-G	86-68
	Clemson-C	85-80
	Clemson-N	87-66
93-94	Clemson-C	77-52
	Clemson-G	55-51
94-95	Clemson-C	68-56
	GaTech-G	68-60
95-96	GaTech-G	55-38
	GaTech-C	72-62
96-97	Clemson-G	67-59
	Clemson-C	52-50
97-98	Clemson-C	79-56
	Clemson-G	89-58
98-99	Clemson-G	61-56
	Clemson-C	69-41
99-00	GaTech-G	81-62
	Clemson-C	72-43
00-01	Clemson-G	72-64
	Clemson-C	68-49
01-02	GaTech-G	83-78
	Clemson-C	68-65
02-03	GaTech-G (ot)	89-78
	GaTech-C	78-63
03-04	Clemson-G	75-61
	Clemson-C	59-47
04-05	GaTech-G	53-48

At Clemson: Clemson 16-11
At Duke: Duke 17-9
Neutral: Clemson 7-2

CLEMSON VS FLORIDA STATE CLEMSON LEADS 24-12

YEAR	WIN-SITE	SCORE
80-81	Clemson-N	78-59
91-92	Clemson-C	80-73
	Florida St.-F	79-66
92-93	Clemson-F	84-69
	Clemson-C	70-63
93-94	Clemson-C	80-26
	Clemson-F	75-60
94-95	Clemson-C	72-68

95-96	Clemson-F	67-64
	Clemson-F	87-74
	Clemson-C	70-53
96-97	Clemson-C	74-63
	Clemson-F	71-47
97-98	Clemson-F	87-84
	Clemson-C	85-56
	Clemson-N	85-68
98-99	Clemson-C	77-55
	Clemson-F	71-67
99-00	Clemson-F	73-61
	Clemson-C	75-58
00-01	Clemson-C	79-66
	Clemson-F	63-49
01-02	Clemson-C	74-70
	Clemson-F	56-43
02-03	Florida St.-C	59-57
	Florida St.-F	68-59
03-04	Florida St.-C	68-61
	Florida St.-F	65-50
04-05	Florida St.-C	68-57
	Florida St.-F	82-61
05-06	Florida St.-F	80-66
	Florida St.-C (ot)	80-72
06-07	Florida St.-C	61-60
	Florida St.-F	73-61
07-08	Florida State-C	63-39
	Clemson-F	72-70

At Clemson: Clemson 11-6
At Florida State: Clemson 11-6
Neutral: Clemson 2-0

CLEMSON VS MARYLAND MARYLAND LEADS 35-24

YEAR	WIN-SITE	SCORE
77-78	Maryland-M	91-86
	Maryland-N	98-76
78-79	Maryland-C	84-71
79-80	Maryland-M	85-69
	Maryland-M	92-61
80-81	Clemson-C	64-61
	Maryland-M	85-76
81-82	Maryland-C	93-81
82-83	Maryland-N	79-71
	Maryland-M	85-67
83-84	Clemson-C	70-63
	Maryland-M	80-74
84-85	Clemson-C	66-61
	Clemson-M	87-83
85-86	Maryland-C	77-73
	Maryland-M	62-59
86-87	Maryland-M	92-69
	Clemson-C	82-80
87-88	Maryland-C (ot)	79-78
	Maryland-M	84-67
88-89	Clemson-C	69-67
	Maryland-M	88-63

ACC SERIES RECORDS

07-08 Miami-C 66-61
 At Clemson: Miami 3-0
 At Miami: Clemson 1-0
 Neutral: Clemson 2-0

CLEMSON VS NORTH CAROLINA NORTH CAROLINA LEADS 45-26

YEAR	WIN-SITE	SCORE
75-76	N. Carolina-N	85-71
76-77	Clemson-C	79-59
77-78	N. Carolina-NC	95-79
	Clemson-NC	76-73
78-79	Clemson-NC	79-66
	Clemson-C	91-63
79-80	Clemson-NC	80-77
	Clemson-NC	76-75
80-81	Clemson-C	85-70
81-82	N. Carolina-NC	82-68
	Clemson-C	98-78
	Clemson-N	84-76
82-83	N. Carolina-C	84-80
	N. Carolina-NC	85-74
83-84	N. Carolina-NC	69-61
	Clemson-C	98-76
	N. Carolina-N	74-73
84-85	N. Carolina-C	75-70
	N. Carolina-NC	74-71
85-86	N. Carolina-NC	95-91
	Clemson-C	80-65
	N. Carolina-N	88-83
86-87	N. Carolina-C	98-79
	N. Carolina-NC	72-70
87-88	Clemson-NC	73-50
	Clemson-C	66-60
88-89	Clemson-NC	71-66
	Clemson-C	92-61
89-90	Clemson-C	80-66
	Clemson-NC	80-79
90-91	Clemson-C	79-66
	N. Carolina-NC	58-54
91-92	N. Carolina-NC	72-56
	Clemson-C	49-46
92-93	N. Carolina-C	59-56
	N. Carolina-NC	70-63
93-94	N. Carolina-NC	71-68
	N. Carolina-C	91-86
	N. Carolina-NC	65-64
94-95	N. Carolina-C	77-73
	N. Carolina-NC	82-69
95-96	N. Carolina-NC	93-68
	Clemson-C	(ot) 79-78
	N. Carolina-N	67-49
96-97	N. Carolina-NC	75-63
	N. Carolina-NC	79-72
	N. Carolina-N	62-58
97-98	Clemson-C	77-63
	N. Carolina-NC	80-59
	N. Carolina-N	81-50
98-99	N. Carolina-NC	87-76
	N. Carolina-C	76-72
	Clemson-N	87-72
99-00	Clemson-NC	60-59
	Clemson-C	69-65
	N. Carolina-N	56-54
00-01	N. Carolina-C	71-70
	N. Carolina-NC	(2ot) 100-99
	Clemson-N	75-57
01-02	N. Carolina-C	89-85
	N. Carolina-NC	86-76
02-03	N. Carolina-C	77-55
	N. Carolina-NC	70-66
	N. Carolina-N	80-71
03-04	N. Carolina-NC	72-47
	N. Carolina-C	72-41
04-05	N. Carolina-NC	99-55
05-06	N. Carolina-NC	102-61
06-07	N. Carolina-C	100-65
07-08	N. Carolina-NC	79-47
	N. Carolina-N	97-77

At Clemson: Clemson 14-13
 At UNC: North Carolina 23-8
 Neutral: North Carolina 9-4

CLEMSON VS NC STATE NC STATE LEADS 46-28

YEAR	WIN-SITE	SCORE
76-77	NC State-C	94-82
77-78	NC State-N	84-82
	NC State-S	98-74
78-79	Clemson-C	86-73
	NC State-S	94-65
	NC State-S	82-67
79-80	NC State-S	87-65
	NC State-C	74-72
80-81	Clemson-C	73-70
	NC State-C	83-68
81-82	Clemson-C	94-75
	NC State-S	76-61
82-83	NC State-C	83-66
	NC State-S	99-67
	NC State-N	103-87
83-84	Clemson-S	73-67
	NC State-C	(2ot) 105-104
84-85	NC State-C	79-74
	NC State-S	87-72
85-86	NC State-S	76-72
	NC State-C	75-62
86-87	NC State-C	87-75
	NC State-S	83-65
	NC State-N	79-58
87-88	Clemson-C	76-72
	Clemson-S	72-66
88-89	NC State-C	78-76
	NC State-S	81-71
	NC State-N	93-86
89-90	NC State-C	72-64
	NC State-S	82-81
90-91	Clemson-C	82-73
	NC State-S	77-55
	NC State-N	84-61
91-92	NC State-S	86-85
	Clemson-C	88-72
	Clemson-N	(ot) 96-93
92-93	Clemson-C	89-66
	NC State-S	79-71
93-94	Clemson-S	71-56
	Clemson-C	71-59
	Clemson-N	73-52
94-95	NC State-S	72-66
	NC State-C	68-55
95-96	Clemson-C	76-64
	NC State-N	77-72
96-97	Clemson-C	60-54
	NC State-S	64-53
	Clemson-N	87-75
97-98	NC State-S	73-51
	Clemson-C	(ot) 68-58
98-99	Clemson-C	88-67
	Clemson-S	70-58
	Clemson-N	52-51
99-00	Clemson-C	71-56
	NC State-S	67-58
00-01	Clemson-S	67-52
	NC State-C	56-50
	NC State-N	65-52
01-02	Clemson-C	62-51
	Clemson-S	63-52
02-03	NC State-N	63-55
	Clemson-C	73-62
03-04	Clemson-C	77-64
	NC State-S	76-55
	NC State-N	45-43
04-05	Clemson-C	78-65
	NC State-S	69-45
05-06	NC State-C	78-69
	NC State-N	67-53
06-07	NC State-S	65-52
07-08	NC State-C	89-57
	Clemson-N	(ot) 65-60

CLEMSON VS VIRGINIA VIRGINIA LEADS 34-28

YEAR	WIN-SITE	SCORE
77-78	Clemson-C	86-58
	Clemson-V	73-59
78-79	Clemson-V	62-59
79-80	Clemson-C	88-71
	Clemson-N	78-76

80-81	Virginia-V	77-67
	Clemson-C	76-65
81-82	Clemson-V	76-71
82-83	Clemson-C	(ot) 86-84
	Virginia-V	83-75
83-84	Virginia-C	77-76
	Virginia-C	75-67
84-85	Clemson-C	66-63
	Clemson-V	96-89
85-86	Virginia-C	80-79
	Virginia-C	83-77
86-87	Virginia-V	82-66
	Virginia-V	67-64
87-88	Clemson-C	85-77
	Virginia-N	66-57
	Virginia-C	64-63
88-89	Clemson-V	93-84
	Virginia-V	67-64
89-90	Virginia-C	71-63
	Virginia-N	84-66
	Virginia-N	81-75
	Virginia-V	89-62
	Clemson-N	65-62
91-92	Virginia-V	85-52
	Virginia-C	85-81
92-93	Clemson-C	(ot) 81-60
	Virginia-V	87-70
	Virginia-N	79-71
93-94	Virginia-V	69-65
	Clemson-C	70-61
94-95	Virginia-C	76-67
	Virginia-V	78-55
95-96	Clemson-V	63-59
	Clemson-C	57-45
	Clemson-N	75-67
96-97	Clemson-V	58-44
	Virginia-C	75-65
	Clemson-N	(ot) 77-75
97-98	Clemson-C	74-67
	Virginia-V	72-55
98-99	Virginia-C	67-66
	Virginia-V	75-55
99-00	Virginia-V	(2ot) 77-74
	Virginia-C	72-63
	Clemson-V	87-71
00-01	Clemson-C	78-71
	Clemson-V	79-68
01-02	Clemson-C	73-65
	Clemson-C	63-62
02-03	Virginia-V	69-54
	Clemson-V	58-55
03-04	Clemson-C	60-56
	Virginia-V	68-49
04-05	Virginia-V	83-64
05-06	Virginia-C	86-85
06-07	Virginia-N	89-82
07-08	Virginia-V	83-71

At Clemson: Clemson 14-12
 At Virginia: Virginia 18-10
 Neutral: Even 4-4

CLEMSON VS VIRGINIA TECH CLEMSON LEADS 5-3

YEAR	WIN-SITE	SCORE
84-85	Clemson-C	101-90
85-86	Clemson-V	77-76
00-01	Clemson-C	80-59
01-02	VaTech-V	68-58
04-05	VaTech-C	81-66
05-06	VaTech-V	82-70
06-07	Clemson-C	73-69
07-08	Clemson-V	84-73

At Clemson: Clemson 3-1
 At Virginia Tech: Even 2-2
 Neutral: Even 0-0

CLEMSON VS WAKE FOREST CLEMSON LEADS 45-12

YEAR	WIN-SITE	SCORE
77-78	Clemson-W	108-53
78-79	Clemson-C	111-59
79-80	Clemson-W	104-58
80-81	Clemson-C	93-74
	Clemson-C	90-58
81-82	Clemson-W	89-62

82-83	Clemson-C	103-71
83-84	Clemson-C	100-58
	Clemson-W	79-75
84-85	Clemson-C	76-68
	Clemson-W	71-63
85-86	W. Forest-C	88-73
	Clemson-W	92-67
86-87	W. Forest-W	90-54
	Clemson-C	95-82
87-88	W. Forest-C	70-64
	W. Forest-W	83-78
88-89	W. Forest-C	82-76
	Clemson-W	72-61
89-90	Clemson-C	69-59
	Clemson-W	63-59
90-91	Clemson-W	69-63
	W. Forest-C	59-58
91-92	Clemson-C	80-62
	Clemson-W	73-56
92-93	Clemson-W	71-51
	Clemson-C	68-58
93-94	Clemson-C	72-54
	Clemson-W	65-48
94-95	Clemson-W	67-59
	Clemson-C	72-57
95-96	Clemson-C	85-68
	Clemson-W	59-58
96-97	W. Forest-W	69-60
	Clemson-C	60-57
97-98	Clemson-W	61-60
	Clemson-C	64-41
98-99	Clemson-C	78-38
	Clemson-W	66-38
99-00	Clemson-C	66-55
	Clemson-W	63-59
00-01	Clemson-C	67-45
	Clemson-W	72-55
01-02	W. Forest-W	58-46
	Clemson-C	65-46
02-03	Clemson-C	61-45
	W. Forest-W	66-55
03-04	Clemson-C	71-68
	Clemson-W	72-55
04-05	W. Forest-W	86-71
	W. Forest-C	68-60
05-06	Clemson-C	75-68
	W. Forest-W	82-70
06-07	Clemson-W	73-57
	Clemson-C	76-53
07-08	Clemson-W	85-73
	Clemson-C	66-46

At Clemson: Clemson 24-5
 At Wake Forest: Clemson 21-7
 Neutral: Even 0-0

DUKE VS FLORIDA STATE DUKE LEADS 28-7

YEAR	WIN-SITE	SCORE
91-92	Florida St.-F	67-55
	Florida St.-D	61-53
92-93	Florida St.-D	84-72
	Florida St.-F	74-67
93-94	Duke-D	66-60
	Florida St.-F	78-73
94-95	Duke-D	84-68
	Duke-F	75-71
95-96	Duke-D	92-30
	Duke-F	61-47
96-97	Duke-D	87-46
	Duke-F	77-70
97-98	Duke-D	96-76
	Duke-F	79-67
98-99	Duke-D	91-72
	Duke-F	92-75
	Duke-N	90-57
99-00	Duke-F	59-54
	Duke-D	87-52
	Duke-N	92-65
00-01	Duke-F	73-60
	Florida St.-D	71-69
	Duke-N	72-56
01-02	Duke-F	102-80
	Duke-D	88-55
	Duke-N	82-66
02-03	Duke-D	81-63
	Duke-F	70-49
03-04	Duke-D	79-66
	Florida St.-F	80-74

04-05 Duke-D 75-64
 05-06 Duke-D 87-68
 06-07 Duke-F 73-60
 07-08 Duke-D 70-38
 Duke-N 81-67

At Duke: Duke 13-3
 At Florida State: Duke 10-4
 Neutral: Duke 5-0

DUKE VS GEORGIA TECH DUKE LEADS 50-7

YEAR	WIN-SITE	SCORE
78-79	Duke-D	70-55
79-80	Duke-G	72-71
80-81	Duke-D	74-51
81-82	Duke-D	62-50
	GaTech-G	64-61
82-83	Duke-G	55-43
	Duke-D	80-40
83-84	Duke-G	74-72
	Duke-D	69-61
84-85	Duke-G	65-58
	Duke-D	75-67
85-86	Duke-G	65-58
	Duke-D	77-61
86-87	Duke-D	85-66
	Duke-G	86-72
87-88	Duke-D	(ot) 77-71
	Duke-G	80-71
88-89	GaTech-D	(ot) 97-94
	Duke-G	78-71
89-90	Duke-D	72-68
	GaTech-G	78-74
90-91	Duke-G	93-79
	Duke-D	89-76
91-92	Duke-D	80-76
	GaTech-G	75-53
92-93	GaTech-D	(ot) 86-80
	GaTech-G	72-67
93-94	Duke-D	56-50
	GaTech-G	61-56
94-95	Duke-G	80-71
	Duke-D	77-67
95-96	Duke-D	78-66
	Duke-G	70-55
96-97	Duke-D	74-65
	Duke-G	83-58
97-98	Duke-D	87-56
	Duke-G	58-55
	Duke-N	100-56
98-99	Duke-D	113-46
	Duke-G	74-73
99-00	Duke-G	64-45
	Duke-D	83-51
	Duke-N	77-56
00-01	Duke-D	86-83
	Duke-G	74-54
01-02	Duke-G	76-60
	Duke-D	86-50
02-03	Duke-G	79-59
	Duke-D	82-43
	Duke-N	76-52
03-04	Duke-G	77-45
	Duke-D	81-41
04-05	Duke-D	82-59
	Duke-G	73-55
05-06	Duke-G	67-59
06-07		

ACC SERIES RECORDS

84-85	Maryland-D Duke-M	64-63 68-58 63-60	N. Carolina-NC N. Carolina-D N. Carolina-NC	77-47 73-47 93-59	84-85	NC State-S NC State-D NC State-N	68-62 73-72 89-57	94-95	Virginia-V Virginia-D Duke-N	78-62 67-61 (ot) 83-82	92-93	Duke-N W. Forest-D Duke-W	61-52 64-60 71-59	
85-86	Maryland-M Maryland-D	74-60 72-67	82-83 N. Carolina-D N. Carolina-NC	84-68 82-65	85-86	Duke-D NC State-S	70-66 102-86	95-96	Virginia-D Duke-V	61-60 72-69	93-94	W. Forest-N Duke-W	70-69 56-50	
86-87	Maryland-M Duke-D	65-64 70-63	83-84 N. Carolina-NC Duke-D	72-63 80-67	86-87	NC State-D Duke-S	86-79 76-69	96-97	Virginia-V Virginia-D	62-55 86-56	94-95	Duke-D Duke-W	60-51 76-58	
87-88	Maryland-N Maryland-M	64-62 83-73	84-85 Duke-D N. Carolina-NC	63-62 88-68	87-88	NC State-S Duke-D	97-85 68-66	97-98	Duke-D Duke-V	93-66 (ot) 85-78	95-96	Duke-D Duke-W	78-66 74-64	
88-89	Maryland-D Maryland-M	81-73 87-86	85-86 Duke-D Duke-NC	79-78 86-79	88-89	NC State-D NC State-S	75-68 92-78	98-99	Duke-D Duke-V	84-68 66-56	96-97	Duke-D Duke-W	85-66 67-61	
89-90	Maryland-M Maryland-D	100-64 68-60	86-87 N. Carolina-NC N. Carolina-D	76-68 83-67	89-90	NC State-N NC State-D	89-50 103-87	99-00	Duke-D Virginia-V	83-62 61-49	97-98	Duke-D Duke-W	82-70 81-58	
90-91	Maryland-D Duke-M	62-58 74-63	87-88 N. Carolina-D N. Carolina-NC	65-64 68-64	90-91	NC State-S NC State-S	80-61 96-84	00-01	Duke-V Duke-D	71-68 76-53	98-99	Duke-D Duke-W	73-60 79-55	
91-92	Maryland-D Maryland-M	45-44 80-54	88-89 N. Carolina-NC Duke-D	93-92 74-72	91-92	NC State-D NC State-D	98-63 87-67	01-02	Duke-V Duke-D	107-73 86-69	99-00	Duke-D Duke-W	86-48 82-48	
92-93	Maryland-M Maryland-M	74-69 82-51	89-90 Duke-D N. Carolina-NC	90-88 58-56	92-93	NC State-D Duke-D	77-60 82-65	02-03	Duke-V Duke-D	60-59 75-48	00-01	Duke-D Duke-W	69-38 81-56	
93-94	Maryland-M Duke-D	90-71 67-50	90-91 Duke-D Duke-NC	78-72 59-54	93-94	Duke-D NC State-S	69-66 71-70	03-04	Duke-D Duke-D	63-52 87-54	01-02	Duke-D Duke-N	66-58 (ot) 75-68	
94-95	Maryland-N Duke-M	62-60 60-45	91-92 N. Carolina-NC N. Carolina-D	58-54 69-64	94-95	Duke-D NC State-S	91-70 71-55	04-05	Duke-V Duke-D	87-65 88-65	02-03	Duke-D Duke-W	91-46 83-60	
95-96	Duke-D Maryland-M	67-63 57-53	92-93 N. Carolina-NC N. Carolina-D	66-54 84-63	95-96	NC State-S NC State-D	75-73 80-74	06-07	Duke-V Duke-N	76-61 79-58	03-04	Duke-D Duke-N	71-61 64-59	
96-97	Maryland-M Duke-D	63-52 68-64	93-94 N. Carolina-D N. Carolina-NC	79-68 70-58	96-97	Duke-N NC State-S	79-62 86-73	07-08	Duke-D	78-70	03-04	Duke-W Duke-D	88-55 80-55	
97-98	Maryland-M Duke-N	68-64 66-57	94-95 Duke-D N. Carolina-NC	74-72 82-58	97-98	Duke-D Duke-S	86-73 75-61	At Duke: Even 14-14 At Virginia: Virginia 17-9 Neutral: Duke 3-1			04-05	Duke-N Duke-W	77-59 99-86	
98-99	Duke-D Maryland-M	60-52 65-48	95-96 Duke-D Duke-D	61-58 86-85	98-99	Duke-S Duke-D	65-62 67-62	DUKE VS VIRGINIA TECH DUKE LEADS 11-2			05-06	Duke-D	100-54	
99-00	Duke-M Maryland-D	60-52 63-62	96-97 N. Carolina-D N. Carolina-NC	87-73 81-61	99-00	Duke-D NC State-S	75-67 (ot) 80-75	DUKE VS VIRGINIA TECH DUKE LEADS 11-2			06-07	Duke-W	77-45	
00-01	Duke-D Duke-D	75-64 75-54	97-98 N. Carolina-N N. Carolina-NC	66-55 83-74	00-01	Duke-D NC State-S	70-64 62-59	YEAR	WIN-SITE	SCORE	07-08	Duke-D	71-36	
01-02	Duke-D Duke-M	90-74 66-55	98-99 Duke-NC Duke-D	93-71 88-78	01-02	Duke-S Duke-D	62-59 69-55	80-81	VaTech-V	66-65	At Duke: Duke 22-7 At Wake Forest: Duke 21-9 Neutral: Duke 6-2 (% Duke was a club team in 74-75)			
02-03	Duke-D Duke-M	101-52 97-55	99-00 Duke-D N. Carolina-NC	101-58 73-64	02-03	Duke-D Duke-D	57-45 73-68	81-82	Duke-D	71-58	FLORIDA STATE VS GEORGIA TECH GEORGIA TECH 18-17			
03-04	Duke-D Duke-M	78-48 72-59	00-01 Duke-N Duke-NC	79-76 92-85	03-04	Duke-D Duke-S	81-54 54-44	92-93	Duke-D	85-63	YEAR	WIN-SITE	SCORE	
04-05	Duke-D Duke-M	101-52 97-55	01-02 Duke-D Duke-NC	102-82 90-75	04-05	Duke-D Duke-D	86-60 77-57	98-99	VaTech-D	72-70	74-75	Florida St.-G	58-22	
05-06	Duke-N Duke-M	74-44 86-68	02-03 Duke-N Duke-NC	87-80 (ot) 78-67	05-06	Duke-D Duke-S	75-56 90-57	99-00	Duke-V	70-61	80-81	GaTech-G	97-84	
06-07	Duke-D Maryland-N	90-80 78-70	03-04 Duke-D Duke-NC	97-63 77-59	06-07	Duke-D NC State-N	86-60 70-54	05-06	Duke-V	73-62	91-92	Florida St.-G	70-68	
07-08	Maryland-M Maryland-D	81-62 69-57	04-05 N. Carolina-D N. Carolina-NC	74-70 77-65	07-08	Duke-D	71-57	06-07	Duke-N	69-56	92-93	Florida St.-G	77-66	
	At Duke: Duke 16-13 At Maryland: Maryland 16-12 Neutral: Maryland 6-4		05-06 N. Carolina-NC Duke-NC	77-65 64-53	At Duke: NC State 16-14 At NC State: NC State 19-11 Neutral: NC State 4-2 (% Duke was a club team in 74-75)			07-08	Duke-V	73-62	93-94	GaTech-F	70-68	
	DUKE VS MIAMI DUKE LEADS 5-0		06-07 Duke-D Duke-N	67-62 82-51	DUKE VS VIRGINIA VIRGINIA LEADS 32-26	YEAR	WIN-SITE	SCORE	06-07	Duke-V	88-67	94-95	Florida St.-G	
	YEAR	WIN-SITE	SCORE	86-73	At Duke: Duke 17-14 At N. Carolina: N. Carolina 23-8 Neutral: N. Carolina 7-5	74-75	NC State-S%	59-66	07-08	Duke-D	85-50	95-96	Florida St.-G	
	04-05	Duke-M	72-63	86-73	DUKE VS NC STATE NC STATE LEADS 39-27	77-78	Virginia-D	73-55	08-01	Duke-D	85-50	96-97	Florida St.-G	
	05-06	Duke-M	95-61	86-73	YEAR	78-79	Virginia-D	68-61	80-81	Duke-D	85-50	97-98	Florida St.-G	
	06-07	Duke-M	(2ot) 99-93	86-73	74-75	79-80	Virginia-V	74-58	81-82	Duke-D	85-50	98-99	Florida St.-F	
	07-08	Duke-M	72-42	86-73	75-76	80-81	Duke-D	73-57	82-83	Duke-D	85-50	99-00	Florida St.-G	
	At Duke: Duke 2-0 At Miami: Duke 3-0 Neutral: Even 0-0		84-72	86-73	76-77	81-82	Duke-D	80-63	83-84	Duke-D	85-50	00-01	Florida St.-F	
	DUKE VS NORTH CAROLINA NORTH CAROLINA LEADS 44-30		84-72	86-73	77-78	82-83	Duke-D	73-63	84-85	Duke-D	85-50	01-02	Florida St.-G	
	YEAR	WIN-SITE	SCORE	86-73	77-78	83-84	Virginia-V	72-58	85-86	Duke-D	85-50	02-03	Florida St.-F	
	75-76	N. Carolina-NC	85-54	86-73	76-77	84-85	Virginia-V	66-63	86-87	Duke-D	85-50	03-04	GaTech-G	
	77-78	N. Carolina-NC	87-68	86-73	77-78	86-87	Duke-D	72-58	87-88	Duke-D	85-50	04-05	GaTech-F	
	80-81	N. Carolina-D	80-72	86-73	77-78	87-88	Virginia-D	82-55	88-89	Duke-D	85-50	05-06	Florida St.-G	
	82-83	N. Carolina-D	82-65	86-73	77-78	88-89	Virginia-V	65-52	89-90	Duke-D	85-50	06-07	Florida St.-F	
	84-85	N. Carolina-NC	69-54	86-73	77-78	89-90	Virginia-V	77-66	90-91	Duke-D	85-50	07-08	GaTech-G	
	85-86	N. Carolina-NC	91-58	86-73	77-78	90-91	Virginia-V	80-70	91-92	Duke-D	85-50	At Florida St.: GaTech 9-6 At Georgia Tech: Florida St. 10-8 Neutral: Even 1-1		
	86-87	N. Carolina-N	85-63	86-73	77-78	91-92	Virginia-V	72-71	92-93	Duke-D	85-50	FLORIDA STATE VS MARYLAND MARYLAND LEADS 22-12		
	87-88	N. Carolina-N	66-61	86-73	77-78	93-94	Virginia-V	72-71	94-95	Duke-D	85-50	YEAR	WIN-SITE	SCORE
	88-89	N. Carolina-N	83-59	86-73	77-78	95-96	Virginia-V	72-63	96-97	Duke-D	85-50	91-92	Maryland-F	79-64
	89-90	N. Carolina-D	77-69	86-73	77-78	97-98	Virginia-V	66-61	98-99	Duke-D	85-50			
	90-91	N. Carolina-D	74-63	86-73	77-78	99-00	Virginia-V	66-61	00-01	Duke-D	85-50			
	91-92	N. Carolina-D	74-63	86-73	77-78	00-01	Virginia-V	66-61	01-02	Duke-D	85-50			
	92-93	N. Carolina-D	74-63	86-73	77-78	01-02	Virginia-V	66-61	02-03	Duke-D	85-50			
	93-94	N. Carolina-D	74-63	86-73	77-78	02-03	Virginia-V	66-61	03-04	Duke-D	85-50			
	94-95	N. Carolina-D	74-63	86-73	77-78	03-04	Virginia-V	66-61	04-05	Duke-D	85-50			
	95-96	N. Carolina-D	74-63	86-73	77-78	04-05	Virginia-V	66-61	05-06	Duke-D	85-50			
	96-97	N. Carolina-D	74-63	86-73	77-78	05-06	Virginia-V	66-61	06-07	Duke-D	85-50			
	97-98	N. Carolina-D	74-63	86-73	77-78	06-07	Virginia-V	66-61	07-08	Duke-D	85-50			
	98-99	N. Carolina-D	74-63	86-73	77-78	07-08	Virginia-V	66-61						
	99-00	N. Carolina-D	74-63	86-73	77-78									
	00-01	N. Carolina-D	74-63	86-73	77-78									
	01-02	N. Carolina-D	74-63	86-73	77-78									
	02-03	N. Carolina-D	74-63	86-73	77-78									
	03-04	N. Carolina-D	74-63	86-73	77-78									
	04-05	N. Carolina-D	74-63	86-73	77-78									
	05-06	N. Carolina-D	74-63	86-73	77-78									
	06-07	N. Carolina-D	74-63	86-73	77-78									
	07-08	N. Carolina-D	74-63	86-73	77-78									
	92-93	N. Carolina-D	74-63	86-73	77-78									
	93-94	N. Carolina-D	74-63	86-73	77-78									
	94-95	N. Carolina-D	74-63	86-73	77-78									
	95-96	N. Carolina-D	74-63	86-73	77-78									
	96-97	N. Carolina-D	74-63	86-73	77-78									
	97-98	N. Carolina-D	74-63	86-73	77-78									
	98-99	N. Carolina-D	74-63	86-73	77-78									
	99-00	N. Carolina-D	74-63	86-73	77-78									
	00-01	N. Carolina-D	74-63	86-73	77-78									
	01-02	N. Carolina-D	74-63	86-73	77-78									
	02-03	N. Carolina-D	74-63	86-73	77-78									
	03-04	N. Carolina-D	74-63	86-73	77-78									
	04-05	N. Carolina-D	74-63	86-73	77-78									
	05-06	N. Carolina-D	74-63	86-73	77-78									
	06-07	N. Carolina-D	74-63	86-73	77-78									
	07-08	N. Carolina-D	74-63	86-73	77-78									
	92-93	N. Carolina-D	74-63	86-73	77-78									

ACC SERIES RECORDS

92-93	Maryland-M	101-70
	Florida St.-F	68-61
	Maryland-M	74-61
	Maryland-N	91-68
93-94	Maryland-F	69-54
	Maryland-M	81-39
94-95	Maryland-F	70-56
	Florida St.-M	66-59
	Maryland-N	72-56
95-96	Maryland-F	72-49
	Maryland-M	75-63
96-97	Maryland-F	65-48
	Maryland-M	79-59
97-98	Florida St.-F	53-50
	Maryland-M	77-49
98-99	Maryland-M	94-76
	Florida St.-F	69-63
99-00	Maryland-M	68-67
	Florida St.-F	66-52
	Florida St.-N	65-60
00-01	Florida St.-F	69-38
	Florida St.-M	77-65
01-02	Maryland-M	62-50
	Maryland-F	60-55
02-03	Florida St.-M	76-61
	Maryland-F	66-61
03-04	Florida St.-F	82-77
	Maryland-M	76-67
	Maryland-N	62-47
04-05	Florida St.-F	(ot) 95-91
05-06	Maryland-M	75-57
06-07	Maryland-F	74-60
07-08	Maryland-M	(ot) 92-84

At Florida State: Florida St. 8-7
At Maryland: Maryland 12-3
Neutral: Maryland 3-1

FLORIDA STATE VS MIAMI FLORIDA STATE LEADS 26-7

YEAR	WIN-SITE	SCORE
74-75	Florida St.-N	59-45
77-78	Florida St.-N	66-56
78-79	Florida St.-F	79-53
	Florida St.-M	74-64
	Florida St.-N	73-57
79-80	Florida St.-M	82-64
	Florida St.-F	93-74
	Florida St.-N	72-61
80-81	Florida St.-F	87-73
	Florida St.-M	62-55
81-82	Miami-N	79-70
	Florida St.-M	77-74
	Florida St.-F	66-52
83-84	Florida St.-N	84-80
	Florida St.-F	76-64
84-85	Miami-M	79-65
	Miami-F	74-67
86-87	Florida St.-M	75-74
	Miami-F	80-73
88-89	Miami-N	96-85
	Miami-M	88-79
89-90	Florida St.-F	95-66
90-91	Florida St.-M	76-62
91-92	Florida St.-F	71-69
92-93	Florida St.-M	64-61
04-05	Florida St.-F	65-56
	Miami-M	62-57
05-06	Florida St.-M	79-54
	Florida St.-F	68-61
06-07	Florida St.-F	71-62
	Florida St.-M	75-68
07-08	Florida St.-M	(ot) 75-70
	Florida St.-F	50-49

At Florida St.: Florida State 11-2
At Miami: Florida State 10-3
Neutral: Florida State 5-2

FLORIDA ST. VS N. CAROLINA NORTH CAROLINA LEADS 27-7

YEAR	WIN-SITE	SCORE
81-82	Florida St.-N	77-68
82-83	Florida St.-N	75-74
87-88	N. Carolina-NC	82-79
91-92	Florida St.-F	70-61
	N. Carolina-NC	69-52
	N. Carolina-N	81-69

92-93	Florida St.-NC	85-66
	N. Carolina-F	73-60
93-94	N. Carolina-NC	102-61
	N. Carolina-F	71-48
94-95	N. Carolina-F	77-52
	N. Carolina-NC	92-47
95-96	N. Carolina-NC	67-59
	Florida St.-F	73-64
96-97	N. Carolina-F	88-63
	N. Carolina-NC	82-56
97-98	N. Carolina-NC	103-77
	N. Carolina-F	75-58
98-99	N. Carolina-F	112-101
	N. Carolina-NC	87-76
99-00	N. Carolina-NC	77-67
	N. Carolina-F	78-74
00-01	N. Carolina-F	75-62
	Florida St.-NC	(ot) 80-78
01-02	N. Carolina-F	93-81
	N. Carolina-NC	93-63
02-03	N. Carolina-F	74-53
	N. Carolina-NC	72-56
03-04	N. Carolina-NC	66-60
	N. Carolina-F	71-58
04-05	Florida St.-F	(ot) 79-73
05-06	N. Carolina-NC	68-51
06-07	N. Carolina-F	80-59
07-08	N. Carolina-NC	97-77

At Florida St.: N. Carolina 12-3
At N. Carolina: N. Carolina 14-2
Neutral: Florida State 2-1

FLORIDA STATE VS NC STATE NC STATE LEADS 23-8

YEAR	WIN-SITE	SCORE
91-92	Florida St.-F	76-75
	Florida St.-S	86-79
92-93	NC State-S	75-67
	NC State-F	57-47
93-94	NC State-F	51-46
	Florida St.-S	59-58
94-95	NC State-S	91-68
	NC State-F	70-55
95-96	NC State-F	76-71
	NC State-S	78-64
96-97	NC State-F	88-52
	NC State-S	75-36
97-98	NC State-S	72-60
	NC State-F	72-62
98-99	NC State-F	65-54
	NC State-S	84-59
99-00	NC State-F	62-58
	NC State-S	72-62
00-01	Florida St.-F	74-70
	NC State-S	66-85
01-02	Florida St.-F	80-74
	NC State-S	60-64
02-03	Florida St.-F	64-55
	NC State-S	57-52
03-04	NC State-F	79-64
	NC State-S	65-55
04-05	NC State-S	71-43
05-06	Florida St.-F	75-61
06-07	NC State-S	68-51
	NC State-N	76-49
07-08	Florida St.-F	57-54

At Florida State: NC State 9-6
At NC State: NC State 13-2
Neutral: NC State 1-0

FLORIDA STATE VS VIRGINIA VIRGINIA LEADS 29-8

YEAR	WIN-SITE	SCORE
90-91	Virginia-V	92-77
91-92	Virginia-F	87-60
	Virginia-V	81-43
92-93	Virginia-F	78-66
	Virginia-V	76-68
93-94	Virginia-V	82-56
	Virginia-F	59-50
94-95	Virginia-F	76-60
	Virginia-V	79-45
95-96	Virginia-V	91-58
	Virginia-F	81-40
96-97	Virginia-N	83-50
	Virginia-F	67-57

97-98	Virginia-V	73-44
	Virginia-V	75-62
	Virginia-F	(ot) 83-76
98-99	Virginia-F	80-71
	Virginia-V	73-55
99-00	Virginia-F	76-73
	Virginia-V	74-59
00-01	Florida St.-F	60-58
	Virginia-V	77-65
	Florida St.-N	83-77
01-02	Florida St.-N	66-62
	Virginia-F	57-54
02-03	Florida St.-F	55-46
	Virginia-V	63-54
03-04	Virginia-F	(ot) 82-80
	Florida St.-V	73-71
04-05	Virginia-F	77-62
	Virginia-N	(ot) 71-67
05-06	Florida St.-F	60-46
	Florida St.-V	67-58
06-07	Florida St.-F	63-47
	Florida St.-V	79-77
07-08	Virginia-F	(ot) 69-66
	Virginia-V	77-58

At Florida State: Virginia 13-4
At Virginia: Virginia 14-3
Neutral: Virginia 2-1

FLORIDA STATE VS VIRGINIA TECH FLORIDA STATE LEADS 15-9

YEAR	WIN-SITE	SCORE
79-80	Florida St.-F	67-57
	VaTech-F	77-54
81-82	Florida St.-V	93-82
83-84	VaTech-V	63-58
84-85	Florida St.-F	85-77
	VaTech-N	86-65
85-86	VaTech-V	73-68
86-87	VaTech-V	91-78
	Florida St.-F	70-65
	VaTech-V	68-67
87-88	Florida St.-F	61-59
	VaTech-V	97-81
88-89	VaTech-V	68-67
	Florida St.-F	69-56
89-90	Florida St.-V	68-64
	Florida St.-F	69-52
90-91	Florida St.-V	78-64
	Florida St.-F	76-53
00-01	Florida St.-F	77-57
04-05	Florida St.-V	(2ot) 81-78
	Florida St.-F	(3ot) 94-83
05-06	VaTech-F	76-69
06-07	Florida St.-V	70-60
07-08	Florida State-F	67-63

At Florida State: Florida St. 10-2
At Virginia Tech: VaTech 6-5
Neutral: Virginia Tech 1-0

FLORIDA STATE VS WAKE FOREST FLORIDA STATE LEADS 20-14

YEAR	WIN-SITE	SCORE
91-92	Florida St.-W	86-83
	W. Forest-F	67-64
92-93	W. Forest-W	57-54
	Florida St.-F	77-73
93-94	Florida St.-F	66-60
	W. Forest-W	82-79
	W. Forest-N	72-57
94-95	Florida St.-W	68-61
	W. Forest-F	66-61
95-96	W. Forest-F	88-71
	W. Forest-W	54-52
96-97	W. Forest-W	79-68
	W. Forest-F	63-59
	W. Forest-W	70-59
97-98	Florida St.-F	64-63
	Florida St.-W	63-56
98-99	Florida St.-F	80-57
	W. Forest-W	80-68
99-00	W. Forest-W	64-59
	Florida St.-F	76-47
00-01	Wake Forest-W	79-69
	Florida St.-F	73-61
01-02	W. Forest-W	77-73
	Florida St.-F	63-56

02-03	Florida St.-W	63-61
	Florida St.-F	(3ot) 62-60
03-04	Florida St.-W	81-73
	Florida St.-F	67-54
04-05	Florida St.-W	71-69
05-06	Florida St.-F	70-57
06-07	Florida St.-W	74-57
	Florida St.-N	70-53
07-08	Florida St.-F	80-54
	Florida St.-N	57-52

At Florida State: Florida St. 11-4
At W. Forest: W. Forest 8-7
Neutral: Even 2-2

GEORGIA TECH VS MARYLAND MARYLAND LEADS 41-16

YEAR	WIN-SITE	SCORE
79-80	Maryland-M	94-78
80-81	Maryland-G	82-64
81-82	Maryland-M	77-64
82-83	Maryland-M	88-54
	Maryland-G	69-57
83-84	Maryland-M	80-59
	Maryland-G	67-48
84-85	Maryland-D	68-52
	Maryland-G	69-67
85-86	Maryland-M	80-65
	GaTech-G	73-66
86-87	GaTech-G	(ot) 81-80
	Maryland-M	93-76
87-88	Maryland-M	83-80
	Maryland-G	92-70
	Maryland-N	102-74
88-89	Maryland-G	85-60
	Maryland-M	106-74
89-90	GaTech-G	70-68
	Maryland-M	83-52
90-91	Maryland-G	68-66
	Maryland-M	93-79
	Maryland-N	91-73
91-92	Maryland-M	75-54
	Maryland-G	71-63
	GaTech-N	68-67
92-93	Maryland-G	77-66
	Maryland-M	75-70
93-94	Maryland-M	69-62
	Maryland-G	67-46
94-95	GaTech-G	82-59
	GaTech-M	67-59
95-96	Maryland-M	61-60
	GaTech-G	59-30
96-97	GaTech-G	44-40
	Maryland-M	73-68
97-98	Maryland-M	74-42
	Maryland-G	68-57
98-99	GaTech-G	72-56
	Maryland-M	92-79
99-00	GaTech-M	73-67
	GaTech-G	60-49
00-01	Maryland-G	66-62
	GaTech-M	66-62
01-02	GaTech-G	61-58
	Maryland-M	81-70
02-03	Maryland-M	71-63
	GaTech-G	59-51
03-04	Maryland-M	91-87
	GaTech-G	58-57
04-05	Maryland-G	72-65
	Maryland-M	84-67
05-06	Maryland-M	79-71
	Maryland-N	71-66
06-07	GaTech-G	77-72
	Maryland-N	75-59
07-08	Maryland-M	(2ot) 99-95

At GaTech: Maryland 13-12
At Maryland: Maryland 24-3
Neutral: Maryland 4-1

GEORGIA TECH VS MIAMI SERIES TIED 7-7

YEAR	WIN-SITE	SCORE
80-81	Miami-M	86-80
91-92	Miami-M	78-63
01-02	Miami-G	73-64
04-05	GaTech-M	62-66
	Miami-N	60-58

05-06	Miami-G	75-63
	Miami-N	(2ot) 90-85
	GaTech-N	79-62
06-07	GaTech-G	52-37
	GaTech-M	66-45
	GaTech-N	66-52
07-08	GaTech-G	68-65
	Miami-M	54-52
	GaTech-N	76-49

At Georgia Tech: Even 2-2
At Miami: Miami 4-2
Neutral: GaTech 3-1

GEORGIA TECH VS N. CAROLINA NORTH CAROLINA LEADS 49-11

YEAR	WIN-SITE	SCORE
79-80	N. Carolina-G	93-61
80-81	N. Carolina-NC	82-75
81-82	N. Carolina-NC	81-58
	N. Carolina-G	68-64
82-83	N. Carolina-G	99-58
	N. Carolina-NC	96-58
	N. Carolina-N	85-80
83-84	N. Carolina-NC	81-73
	N. Carolina-G	95-75
84-85	N. Carolina-G	88-68
	N. Carolina-NC	81-50
85-86	N. Carolina-NC	88-65
	N. Carolina-G	92-81
86-87	N. Carolina-G	80-75
	N. Carolina-NC	86-81
	N. Carolina-N	64-54
87-88	N. Carolina-NC	82-74
	GaTech-G	76-74
88-89	GaTech-G	87-81
	GaTech-NC	97-89
89-90	GaTech-NC	90-73
	N. Carolina-NC	81-77
90-91	GaTech-G	101-86
	GaTech-G	83-63
91-92	N. Carolina-NC	83-69
	N. Carolina-G	73-70
92-93	GaTech-G	73-63
	N. Carolina-NC	72-68
93-94	N. Carolina-NC	87-51
	N. Carolina-G	89-79
	N. Carolina-N	78-55
94-95	N. Carolina-NC	74-62
	N. Carolina-G	84-62
95-96	N. Carolina-G	78-74
	N. Carolina-NC	88-72
96-97	N. Carolina-NC	80-53
	N. Carolina-G	80-77
97-98	N. Carolina-G	69-48

ACC SERIES RECORDS

MARYLAND VS VIRGINIA TECH VIRGINIA TECH LEADS 5-4

YEAR	WIN-SITE	SCORE
94-95	VaTech-M	68-53
99-00	Maryland-V (ot)	68-60
02-03	VaTech-M	60-57
03-04	VaTech-V	63-43
04-05	VaTech-V	77-67
	VaTech-M	87-79
05-06	Maryland-V	68-62
06-07	Maryland-M	78-59
07-08	Maryland-V (ot)	74-70

At Maryland: Virginia Tech 3-1
At Virginia Tech: Maryland 3-2
Neutral: Even 0-0

MARYLAND VS WAKE FOREST MARYLAND LEADS 47-12

YEAR	WIN-SITE	SCORE
76-77	Maryland-N	90-46
77-78	Maryland-M	91-54
78-79	Maryland-W	96-60
79-80	Maryland-M	117-53
	Maryland-N	100-49
80-81	Maryland-W	91-60
81-82	Maryland-M	75-55
82-83	Maryland-W	78-56
83-84	Maryland-W	76-49
	Maryland-M	79-53
	Maryland-N	68-50
84-85	Maryland-M	76-65
	Maryland-W	74-57
85-86	Maryland-M	72-51
	W. Forest-W	60-55
86-87	Maryland-W	78-77
	Maryland-M	82-59
87-88	Maryland-M	88-80
	Maryland-W	80-64
	Maryland-N	71-57
88-89	Maryland-W	84-68
	Maryland-M	86-70
89-90	W. Forest-M	63-52
	Maryland-W (ot)	85-84
	Maryland-N	87-68
90-91	Maryland-W	68-63
	Maryland-M	74-60
91-92	Maryland-W	73-47
	Maryland-M	66-47
92-93	Maryland-W	67-65
	W. Forest-M	80-65
93-94	Maryland-W	84-67
	W. Forest-M	69-64
94-95	W. Forest-W	73-63
	W. Forest-M (ot)	69-61
95-96	W. Forest-M	72-57
	Maryland-W	60-49
96-97	Maryland-W	69-60
	Maryland-M	74-49
97-98	W. Forest-M	61-59
	W. Forest-W (ot)	56-52
98-99	W. Forest-M	65-47
	Maryland-W	68-66
	W. Forest-N	83-66
99-00	Maryland-W	73-61
	W. Forest-M	57-54
00-01	Maryland-M	71-61
	Maryland-W	69-53
01-02	Maryland-M	57-46
	W. Forest-W	65-47
	Maryland-N	72-66
02-03	Maryland-W	75-73
	W. Forest-M	79-75
03-04	Maryland-W	75-58
	Maryland-M	73-56
04-05	Maryland-W	77-76
05-06	Maryland-W (ot)	79-70
06-07	Maryland-M	83-60
07-08	Maryland-W	83-49

At Maryland: Maryland 19-7
At Wake Forest: Maryland 22-4
Neutral: Maryland 6-1

MIAMI VS NORTH CAROLINA NORTH CAROLINA LEADS 8-2

YEAR	WIN-SITE	SCORE
80-81	N. Carolina-N	75-61
83-84	N. Carolina-N	77-65
86-87	N. Carolina-M	89-71
87-88	Miami-NC	75-69
91-92	Miami-M	86-72
04-05	N. Carolina-NC	83-52
	N. Carolina-N	64-57
05-06	N. Carolina-M	90-57
06-07	N. Carolina-NC	93-70
07-08	N. Carolina-M	79-61

At Miami: North Carolina 3-1
At North Carolina: N. Carolina 2-1
Neutral: North Carolina 3-0

MIAMI VS NC STATE NC STATE LEADS 8-0

YEAR	WIN-SITE	SCORE
80-81	NC State-S	97-50
83-84	NC State-S	60-54
99-00	NC State-M	80-60
04-05	NC State-S	73-59
	NC State-M	71-68
05-06	NC State-S	83-77
06-07	NC State-M	77-53
07-08	NC State-S	51-45

At Miami: NC State 3-0
At NC State: NC State 5-0
Neutral: Even 0-0

MIAMI VS VIRGINIA VIRGINIA LEADS 5-1

YEAR	WIN-SITE	SCORE
87-88	Virginia-M	78-69
04-05	Miami-V	66-60
05-06	Virginia-M	77-65
	Virginia-V	83-72
06-07	Virginia-V	73-60
07-08	Virginia-M	79-68

At Miami: Virginia 3-0
At Virginia: Virginia 2-1
Neutral: Even 0-0

MIAMI VS VIRGINIA TECH VIRGINIA TECH LEADS 5-4

YEAR	WIN-SITE	SCORE
00-01	VaTech-V	64-51
01-02	VaTech-V	72-60
01-02	Miami-M	64-51
03-04	Miami-V	65-56
04-05	Miami-M	78-67
	VaTech-V	90-45
05-06	Miami-M	77-62
06-07	VaTech-V	78-71
07-08	VaTech-M (ot)	81-73

At Miami: Miami 3-1
At Virginia Tech: Virginia Tech 4-1
Neutral: Even 0-0

MIAMI VS WAKE FOREST SERIES TIED 3-3

YEAR	WIN-SITE	SCORE
82-83	Miami-N	81-65
93-94	W. Forest-N	81-65
04-05	W. Forest-M	78-63
05-06	Miami-W	79-71
07-08	W. Forest-W	50-45

At Miami: Even 1-1
At Wake Forest: Even 1-1
Neutral: Even 1-1

NORTH CAROLINA VS NC STATE NC STATE LEADS 49-37

YEAR	WIN-SITE	SCORE
74-75	N. Carolina-S	74-47
	N. Carolina-NC	85-81
75-76	N. Carolina-NC	74-61
	NC State-S	68-58
	NC State-NC	77-74
76-77	NC State-S	71-58

77-78	NC State-NC	74-62
	NC State-NC	75-59
	NC State-N	89-58
	NC State-S	92-70
78-79	NC State-NC	87-81
	NC State-S	91-64
	NC State-N	95-77
79-80	NC State-S	89-66
	NC State-NC	85-68
	NC State-N	90-63
	NC State-S	81-59
80-81	NC State-NC	65-61
	NC State-S	67-62
	NC State-N	90-63
	NC State-NC	70-50
81-82	NC State-S	71-63
	N. Carolina-NC	78-65
82-83	N. Carolina-NC	68-66
	NC State-S	97-82
83-84	N. Carolina-S	71-70
	NC State-NC	74-68
	N. Carolina-N	99-76
84-85	NC State-S	78-64
	N. Carolina-NC	77-74
	NC State-S	70-63
	NC State-N	81-80
85-86	N. Carolina-S	70-68
	N. Carolina-NC	81-79
86-87	NC State-NC	82-76
	NC State-S	52-44
	NC State-N	70-63
87-88	NC State-S	72-63
	N. Carolina-NC	75-74
88-89	NC State-NC	86-69
	NC State-S	93-72
89-90	NC State-S	85-69
	NC State-NC	105-86
	NC State-N	80-61
90-91	NC State-NC	79-69
	NC State-S	90-70
91-92	N. Carolina-NC	(ot) 82-77
	NC State-S	71-65
92-93	N. Carolina-NC	71-47
	NC State-S	60-55
	N. Carolina-N	89-71
93-94	N. Carolina-S	87-66
	N. Carolina-NC	81-54
94-95	N. Carolina-NC	71-62
	NC State-S (2ot)	88-86
	N. Carolina-N	90-71
95-96	NC State-S	76-72
	N. Carolina-NC	75-65
96-97	N. Carolina-NC	77-66
	NC State-S	84-77
97-98	N. Carolina-NC	67-64
	NC State-S	60-57
98-99	NC State-S	87-70
	NC State-NC	79-71
99-00	NC State-NC	79-72
	NC State-S	96-76
00-01	N. Carolina-NC	(ot) 83-77
	NC State-S	84-73
01-02	NC State-NC	66-63
	N. Carolina-S	80-71
	N. Carolina-N	58-52
02-03	N. Carolina-NC	80-59
	N. Carolina-S	66-63
03-04	N. Carolina-S	58-57
	NC State-NC	62-54
	N. Carolina-N	75-64
04-05	N. Carolina-S	77-75
	N. Carolina-NC	(ot) 75-72
05-06	N. Carolina-S	65-53
	N. Carolina-NC	75-58
	N. Carolina-N	90-69
06-07	N. Carolina-NC	86-65
	NC State-S	72-65
07-08	N. Carolina-S	60-54
	N. Carolina-N	79-70
	N. Carolina-NC	85-79

At N. Carolina: N. Carolina 20-16
At NC State: NC State 26-10
Neutral: Even 7-7

NORTH CAROLINA VS VIRGINIA NORTH CAROLINA LEADS 42-31

YEAR	WIN-SITE	SCORE
75-76	N. Carolina-V	49-40

76-77	N. Carolina-NC	60-54
	Virginia-V	71-59
77-78	N. Carolina-NC	81-58
	N. Carolina-V	77-66
78-79	N. Carolina-NC	85-56
	N. Carolina-N	86-81
79-80	N. Carolina-V	66-64
	N. Carolina-N	68-61
80-81	N. Carolina-NC	55-51
81-82	N. Carolina-NC	74-65
82-83	Virginia-V	(ot) 78-74
	N. Carolina-NC	88-78
83-84	N. Carolina-NC	85-72
	Virginia-V	88-72
	N. Carolina-N	96-68
84-85	Virginia-V	(ot) 64-62
	N. Carolina-NC	77-75
	N. Carolina-N	76-55
85-86	Virginia-NC	84-79
	N. Carolina-V	60-58
	Virginia-V	81-66
86-87	Virginia-NC	73-63
87-88	Virginia-NC	81-71
	Virginia-V	64-57
88-89	Virginia-V	92-64
	Virginia-NC	87-79
89-90	Virginia-NC	81-63
	Virginia-V	95-46
90-91	Virginia-NC	92-67
	Virginia-V	97-60
91-92	Virginia-NC	90-69
	Virginia-V	83-68
	Virginia-N	65-52
	Virginia-N	74-55
92-93	N. Carolina-NC	72-65
	Virginia-V	73-67
93-94	Virginia-NC	77-75
	Virginia-V	83-74
	N. Carolina-N	77-60
94-95	Virginia-V	80-64
	Virginia-NC	88-78
95-96	Virginia-V	87-71
	Virginia-NC	83-70
96-97	N. Carolina-V	75-71
	N. Carolina-NC	70-65
97-98	Virginia-NC	(3ot) 105-100
	N. Carolina-V (2ot)	85-84
	N. Carolina-N	76-56
98-99	N. Carolina-V	79-68
	N. Carolina-NC	82-80
	N. Carolina-N	83-70
99-00	Virginia-V	87-68
	N. Carolina-NC	66-63
	N. Carolina-N	67-63
00-01	Virginia-NC	78-73
	Virginia-V	76-73
01-02	N. Carolina-NC	79-64
	N. Carolina-V	78-68
02-03	N. Carolina-NC	74-54
	Virginia-V	69-59
	N. Carolina-N	88-78
03-04	N. Carolina-V	75-70
	N. Carolina-NC	70-64
	N. Carolina-N	64-45
04-05	N. Carolina-V	76-56
	N. Carolina-NC	89-60
	N. Carolina-S	78-72
05-06	N. Carolina-V	72-60
	N. Carolina-N	82-56
06-07	N. Carolina-NC	96-62
07-08	N. Carolina-V	90-82
	N. Carolina-N	80-65

At N. Carolina: N. Carolina 17-12
At Virginia: Virginia 17-12
Neutral: North Carolina 13-2

N. CAROLINA VS VIRGINIA TECH NORTH CAROLINA LEADS 11-2

YEAR	WIN-SITE	SCORE
79-80	N. Carolina-NC	82-73
80-81	Va Tech-V	76-74
82-83	N. Carolina-NC	103-83
83-84	N. Carolina-N	73-52
84-85	Va Tech-N	74-73
85-86	N. Carolina-NC	75-73
91-92	N. Carolina-NC	76-62
94-95	N. Carolina-V	57-52

04-05 N. Carolina-NC 93-67
05-06 N. Carolina-V 84-75
06-07 N. Carolina-NC 102-68
N. Carolina-N 90-60
07-08 N. Carolina-V 79-59

At Virginia Tech: N. Carolina 3-1
At North Carolina: N. Carolina 6-0
Neutral: N. Carolina 2-1

N. CAROLINA VS WAKE FOREST NORTH CAROLINA LEADS 55-12

YEAR	WIN-SITE	SCORE
73-74	N. Carolina-N	62-45
74-75	N. Carolina-W	62-51
75-76	N. Carolina-NC	89-37
76-77	N. Carolina-N	92-54
77-78	N. Carolina-W	

ACC SERIES RECORDS

YEAR	WIN-SITE	SCORE	YEAR	WIN-SITE	SCORE	YEAR	WIN-SITE	SCORE	YEAR	WIN-SITE	SCORE
74-75	NC State-V	57-45	72-73	W. Forest-?	65-60	90-91	Virginia-V	93-44	07-08	Virginia-W	69-50
75-76	NC State-V	60-38	74-75	NC State-S	76-63	92-93	Virginia-VT	93-59	At Virginia: Virginia 26-1		
76-77	NC State-S	83-55	75-76	W. Forest-W	76-71	93-94	Virginia-V	78-66	At Wake Forest: Virginia 27-1		
77-78	NC State-V	73-62	76-77	NC State-S	87-52	94-95	VaTech-VT	69-62	Neutral: Virginia 6-0		
78-79	NC State-S	88-63	77-78	NC State-W	102-48	95-96	Virginia-V	80-38			
79-80	NC State-V	(ot) 81-79	78-79	NC State-S	100-43	96-97	Virginia-VT	90-41			
80-81	NC State-S	98-64	79-80	NC State-W	101-55	97-98	Virginia-V	64-49			
	NC State-V	76-71	80-81	NC State-S	85-49	98-99	VaTech-VT	81-65			
81-82	NC State-V	69-64	81-82	NC State-S	85-53	99-00	Virginia-V	67-62			
	NC State-S	66-55		NC State-W	91-57	00-01	VaTech-VT	57-56			
82-83	NC State-S	67-55	82-83	NC State-S	97-62	01-02	Virginia-V	60-58			
	NC State-V	84-69		NC State-N	104-66	02-03	VaTech-VT	72-56			
83-84	Virginia-V	75-64	83-84	NC State-W	86-68	03-04	VaTech-V	63-62			
	NC State-S	70-66		NC State-S	89-45	04-05	Virginia-V	70-67			
84-85	NC State-N	86-73	84-85	NC State-W	73-52		Virginia-VT	61-58			
	NC State-S	71-46		NC State-S	85-60	05-06	Virginia-VT	78-59			
85-86	NC State-V	78-70	85-86	NC State-S	73-66		VaTech-V	65-54			
	Virginia-S	70-62		NC State-S	77-64	06-07	VaTech-V	60-58			
	Virginia-V	65-64	86-87	NC State-S	94-66		Virginia-VT	79-76			
86-87	Virginia-V	75-57		NC State-S	69-59	07-08	Virginia-V	70-57			
	NC State-S	70-60		W. Forest-W	72-64		Virginia-VT	62-53			
	NC State-N	57-56	87-88	W. Forest-W	72-64	At Virginia: Virginia 14-3					
87-88	Virginia-V	87-59		NC State-S	62-61	At Virginia Tech: Virginia 10-4					
	Virginia-S	88-68	88-89	NC State-W	89-79	Neutral: Virginia 6-1					
	Virginia-N	82-64		NC State-S	82-81						
88-89	NC State-V	103-86	89-90	NC State-W	71-69						
	NC State-S	78-56		NC State-S	89-66						
89-90	Virginia-S	70-66	90-91	NC State-S	88-83	VIRGINIA VS WAKE FOREST					
	NC State-V	77-64		NC State-W	89-67	VIRGINIA LEADS 59-2					
	Virginia-N	67-64	91-92	NC State-S	92-72						
90-91	Virginia-S	(3ot) 123-120		NC State-S	85-64						
	Virginia-V	85-78	92-93	NC State-S	90-67						
91-92	Virginia-V	101-70		NC State-W	75-72						
	Virginia-S	76-74	93-94	NC State-W	84-80						
92-93	Virginia-V	79-73		(ot) 76-73	86-79						
	Virginia-S	76-75	94-95	NC State-S	93-73						
93-94	Virginia-S	70-44		NC State-W	86-63						
	Virginia-V	81-58	95-96	W. Forest-W	76-72						
94-95	Virginia-S	81-73		W. Forest-S	75-64						
	Virginia-S	80-68	96-97	NC State-S	88-58						
95-96	Virginia-V	77-69		NC State-W	79-61						
	Virginia-S	72-60	97-98	NC State-W	75-46						
96-97	Virginia-S	64-62		NC State-S	64-46						
	Virginia-V	91-66	98-99	NC State-W	85-60						
97-98	NC State-V	67-59		NC State-S	75-72						
	NC State-S	70-63	99-00	NC State-S	74-54						
98-99	Virginia-S	60-46		NC State-W	86-56						
	Virginia-V	67-53	00-01	NC State-S	75-35						
99-00	Virginia-S	80-73		NC State-W	69-35						
	Virginia-V	60-51	01-02	NC State-W	61-47						
00-01	Virginia-V	77-64		NC State-S	69-57						
	NC State-S	71-56	02-03	NC State-W	70-57						
01-02	Virginia-S	68-52		NC State-S	65-62						
	Virginia-V	61-57	03-04	W. Forest-S	70-66						
02-03	NC State-S	50-49		NC State-W	70-66						
	Virginia-V	58-54	04-05	NC State-S	81-55						
03-04	Virginia-N	66-56		NC State-W	64-61						
	NC State-V	66-62	05-06	W. Forest-W	65-64						
04-05	NC State-S	72-67		NC State-S	73-60						
	NC State-S	62-56	06-07	NC State-S	80-57						
05-06	NC State-V	73-63		NC State-W	72-65						
06-07	NC State-S	71-60	07-08	NC State-S	63-38						
07-08	Virginia-V	74-49		NC State-W	56-36						

At NC State: Even 14-14
At Virginia: Virginia 17-13
Neutral: Virginia 3-2

NC STATE VS VIRGINIA TECH NC STATE LEADS 8-0

YEAR	WIN-SITE	SCORE
80-81	NC State-ST	94-68
81-82	NC State-V	48-47
82-83	NC State-ST	79-63
83-84	NC State-N	64-63
04-05	NC State-V	(ot) 76-75
05-06	NC State-S	65-44
06-07	NC State-V	68-63
07-08	NC State-S	60-50

At Virginia Tech: NC State 3-0
At NC State: NC State 4-0
Neutral: NC State 1-0

NC STATE VS WAKE FOREST NC STATE LEADS 56-8

At NC State: NC State 30-2
At Wake Forest: NC State 24-5
Neutral: NC State 2-0

VIRGINIA VS VIRGINIA TECH VIRGINIA LEADS 30-8

YEAR	WIN-SITE	SCORE
76-77	Virginia-V	54-52
	Virginia-VT	67-58
77-78	Virginia-V	54-39
	Virginia-N	58-38
78-79	Virginia-VT	64-58
79-80	Virginia-N	48-38
80-81	Virginia-N	58-43
	Virginia-N	49-41
81-82	Va Tech-N	63-56
82-83	Virginia-V	70-66
83-84	Virginia-N	88-70
84-85	Virginia-V	74-62
85-86	Virginia-N	87-58
86-87	Virginia-V	73-43
87-88	Virginia-VT	74-57
88-89	Virginia-V	75-73
	Virginia-VT	79-77

YEAR WIN-SITE SCORE

75-76	Virginia-V	71-62
76-77	Virginia-W	67-51
77-78	W. Forest-V	60-59
78-79	Virginia-W	87-54
79-80	Virginia-V	78-35
80-81	Virginia-W	92-51
81-82	Virginia-V	82-48
82-83	Virginia-W	79-69
83-84	Virginia-W	78-69
	Virginia-V	82-66
84-85	Virginia-W	77-66
	Virginia-V	73-53
85-86	Virginia-W	75-42
	Virginia-V	66-59
86-87	Virginia-V	105-58
	Virginia-W	70-61
	Virginia-N	70-56
87-88	Virginia-V	70-61
	Virginia-W	81-67
88-89	Virginia-V	80-74
	Virginia-W	94-76
89-90	Virginia-N	(ot) 68-67
	Virginia-V	58-55
	Virginia-W	62-61
90-91	Virginia-W	87-70
	Virginia-V	98-68
91-92	Virginia-W	78-44
	Virginia-V	78-55
92-93	Virginia-W	82-78
	Virginia-V	87-67
	Virginia-N	74-46
93-94	Virginia-V	80-55
	Virginia-W	62-54
	Virginia-V	73-54
94-95	Virginia-V	96-39
	Virginia-W	88-58
95-96	Virginia-W	80-70
	Virginia-V	77-55
96-97	Virginia-V	73-57
	Virginia-W	74-43
97-98	Virginia-V	65-55
	Virginia-W	60-51
98-99	Virginia-V	65-45
	Virginia-W	81-50
	Virginia-N	71-67
99-00	Virginia-W	58-47
	Virginia-V	77-71
	Virginia-N	72-47
00-01	Virginia-W	77-61
	Virginia-V	(2ot) 76-73
01-02	Virginia-V	65-51
	Virginia-W	61-55
02-03	W. Forest-W	77-66
	Virginia-V	64-44
03-04	Virginia-W	61-61
	Virginia-V	75-61
04-05	Virginia-W	(ot) 85-83
	Virginia-V	57-54
05-06	Virginia-W	81-70
06-07	Virginia-V	77-70

At Virginia Tech: Virginia Tech 5-1
At Wake Forest: W. Forest 2-1
Neutral: Even 1-1