

CLIFFORD CRAWFORD

6-3 190 Sophomore Guard

Winston-Salem, N.C. (Parkland)

2000-2001: Has played in all 28 games and started 24 for the Wolfpack ... Has started 15 games at point guard, nine at shooting guard ... Ranks 10th in the ACC in assists with 3.5 per game ... Posted a career-high 18 points on 6-10 shooting in the regular season finale versus Wake Forest ... Had 10 assists against no turnovers in the win at Old Dominion, that marked the first time a Wolfpack player posted a double-figure assist total and no turnovers since 12/18/97 when Ishua Benjamin had 15 assists and no TOs vs. Sam Houston St ... Started the first four games of the season at the point , the next nine at the two-spot, then his next 11 starts were back at point guard (he did not start versus Wake Forest due to Senior Day) ... Ranked 12th in the ACC in steals with 1.6 per game ... Limited to coming off the bench and only playing 16 minutes against FSU (2/25) due to a sprained ankle suffered in practice the day before.

1999-00: Played in a reserve role during his rookie campaign, logging minutes at both guard positions ... Played in all seven postseason contests... Turned in his best performance of the season at UVa (Feb. 12), playing a season-high 23 minutes ... Finished with 12 points, eight rebounds, both season highs, while adding three assists ... Was on the floor for many of the final minutes during NC State's win at No. 19 Purdue ... Recorded three steals in the final 4:30 vs. the Boilermakers.

HIGH SCHOOL: Averaged 18 points, six assists, six rebounds and three steals while helping Parkland to a 29-1 season and state 3-A

title ... Parkland improved from 5-19 in 1997 and 13-13 in 1998 to win the title ... Scored 22 points in a 101-83 win over West Rowan in the title game ... Named first-team all-state by the AP and finished second in voting for state player of the year ... Was also Parkland's starting quarterback throwing for more than 1,500 yards in a run-and-shoot offense as a senior.

2000-2001 CRAWFORD GAME-BY-GAME STATS

Date	Opponent	S	MP	FG-FGA	3P-3PA	FT-FTA	OR-TR	PF	A	TO	BS	ST	PTS
11/17	Penn	S	25	2-5	1-2	5-6	1-2	4	0	1	0	1	10
11/18	Charlotte	S	26	4-6	0-1	1-2	0-3	3	6	4	0	1	9
11/22	vs. Fresno St.	S	29	3-7	0-1	5-6	0-2	2	2	4	0	1	11
11/25	Chas. South.	S	30	1-5	1-2	3-4	0-4	2	7	3	1	3	6
11/29	Penn State	S	23	1-3	0-0	0-2	1-2	2	3	2	0	1	2
12/2	@ ODU	S	31	3-4	1-1	2-6	0-3	3	10	0	0	2	9
12/5	UNCG	S	37	3-9	0-1	2-4	1-5	3	4	4	0	1	8
12/9	vs. Georgia	S	28	1-4	0-0	5-6	0-6	5	2	2	0	1	7
12/16	New Hamp.	S	30	2-5	0-1	6-6	0-3	2	6	1	0	3	10
12/22	UNCA	S	24	2-3	0-0	0-0	0-1	2	3	4	0	2	4
12/30	Cal Poly	S	27	2-5	1-2	2-2	0-3	1	4	2	0	2	7
1/6	@ Virginia	S	10	2-3	0-0	0-0	0-0	5	2	2	0	1	4
1/10	Duke	S	30	5-10	0-0	0-0	0-4	5	7	4	0	2	10
1/13	@ Clemson	S	30	2-4	1-3	4-6	1-5	4	2	0	1	0	9
1/16	Georgia Tech	S	33	3-8	1-4	6-8	1-1	2	5	4	0	3	13
1/21	Maryland	S	32	2-9	1-5	1-2	1-3	2	5	3	0	0	6
1/25	@ Florida St.	S	32	1-5	0-1	3-6	1-5	4	1	5	0	1	5
1/28	North Carolina	S	30	2-6	1-2	2-2	0-4	2	4	4	0	4	7
1/31	@ Wake For.	S	24	2-5	0-2	2-5	0-3	3	2	1	0	2	6
2/3	Syracuse		26	4-9	2-5	1-2	1-4	2	1	7	0	2	11
2/7	Virginia		30	2-4	0-1	4-6	0-4	4	4	3	0	3	8
2/11	@ Duke	S	19	2-4	0-0	4-4	0-3	5	4	6	0	0	8
2/14	Clemson	S	22	2-9	0-3	2-4	0-7	0	3	1	0	2	6
2/17	@ Ga. Tech	S	29	2-6	1-2	0-0	0-4	2	3	3	0	2	5
2/20	@ Maryland	S	30	3-7	2-4	0-0	2-2	1	1	2	0	3	8
2/25	Florida State		16	2-5	1-1	0-0	0-0	1	2	1	0	1	5
2/28	@ North Car.	S	21	2-5	2-4	0-0	0-0	4	2	2	0	0	6
3/4	Wake Forest		31	6-10	3-4	3-6	1-6	3	3	3	1	1	18

CRAWFORD CAREER/SEASON HIGHS

Career Highs	Category	Season Highs
18 vs. Wake Forest, 3/4/01	Points	18 vs. Wake Forest, 3/4/01
8 vs. Virginia, 2/12/00	Rebounds	7 vs. Clemson, 2/14/01
6 vs. Wake Forest, 3/4/01	FGMade	6 vs. Wake Forest, 3/4/01
10 vs. three teams	FGAttempted	10 vs. two teams
3 vs. Wake Forest, 3/4/01	3-Pt. FG Made	3 vs. Wake Forest, 3/4/01
5 vs. two teams	3-Pt. FG Att.	5 vs. two teams
6 vs. two teams	FTMade	6 vs. two teams
8 vs. Georgia Tech, 1/16/01	FTAttempted	8 vs. Georgia Tech, 1/16/01
10 vs. Old Dominion, 12/2/00	Assists	10 vs. Old Dominion, 12/2/00
4 vs. Purdue, 12/1/99	Steals	4 vs. North Carolina, 1/28/01
4 vs. North Carolina, 1/28/01		
2 vs. Yale, 12/28/99	Blocks	1 vs. three teams
37 vs. UNCG, 12/5/00	Minutes	37 vs. UNCG, 12/5/00

Crawford Career Stats

Year	G-GS	Min-Avg	FG-FGA	Pct	3P-3PA	Pct	FT-FTA	Pct	Off-Def	Tot-Avg	PF-D	AT	TO	BS	ST	PTS-Av
2000	30-0	280-9.3	26-65	.400	2-14	.143	13-19	.684	8-28	36-1.2	29-0	23	30	5	22	67-2.2
2001	28-24	755-27.0	68-165	.412	19-52	.365	63-95	.663	11-78	89-3.2	81-5	98	78	3	45	218-7.8
Totals	58-24	1035-17.8	94-230	.409	21-66	.318	76-114	.667	19-106	125-2.1	110-5	121	108	8	67	285-4.9



ANTHONY GRUNDY

6-3 185 Junior Guard

Louisville, Ky. (Warren Central)

2

Career Notes: Ranks seventh in school history with 167 career steals ... Has a reach of 6-6 (from fingertip to fingertip) the average person's reach is equal to their height ... Ranks 14th in ACC history with 1.94 steals per game for his career.

2000-2001: Ranks ninth in the ACC in scoring this season with 14.3 ppg. ... Dished out 11 assists versus Charleston Southern, the most for a Wolfpack player since Ishua Benjamin had 15 assists in December of 1997 ... Assigned to guard Penn State's Joe Crispin (a guard who was a first-team All-Big Ten performer and led that league in scoring this year), Grundy held him to nine points on 4-23 shooting ... Ranks 11th in the ACC in free throw percentage (76.6%) after shooting just 58.8% last season ... Went to the line a dozen times in the last 1:49 of the Penn State contest, he sank 11 of those shots, his 11 made free throws and 13 attempts were both career highs ... Ranks second in the ACC in steals with 2.18 per game ... Hit the winning shot after rebounding a miss versus UNC Greensboro, he buzzer sounded while the ball was in the air ... Also hit a three-pointer with under a second left in the first half of that game ... Shot 50.8 percent through the first 11 games of the season, and 37.4 percent since ACC play started ... An honorable mention choice of the ACC All-Defensive team.

1999-00: Tallied 69 steals for the season, the sixth-highest single-season total in school history ... Ranked third in the ACC in steals (2.1 per game) ... Named to the league's All-Defensive team in a vote by the league's coaches ... Drew 18 charges for the season and led the Pack in deflections ... Led team in scoring at 12.5 ppg and posted 24 double-figure scoring efforts ... Ranked among league leaders in scoring (14.0, 14th), three-point percentage (.333, 10th), and three-pointers per game (1.8, 6th) in conference play Posted a career-best 30 points vs. Wake Forest (March 28), going 11-of-16 from the field and 4-of-6 from three-point range ... Finished with 18 points in the Pack's win at

No. 19 Purdue, including seven points during a stretch in which NC State erased an 11-point deficit ... Notched seven steals against Georgia, the fourth-highest single game total in school history.

1998-99: Finished the year with 37 steals (second on the team) despite not joining the team until midseason (after the fall semester) ... The 37 steals ranks seventh all-time among NC State freshmen ... Started the final 11 games of the season ... Made the final basket in Reynolds Coliseum, draining a three-pointer with two-tenths of a second remaining ... Named to the ACC All-Tournament second-team after scoring 33 points in two tourney contests vs. Wake Forest and No. 1 Duke ... Had 19 points versus the Blue Devils ... Also tallied 16 rebounds in the tournament and went 6-of-13 from behind the three-point arc ... Played in his first game just a day after joining the team, finishing with five points and two assists in nine minutes vs. Winthrop.

HIGH SCHOOL: Prepped at Hargrave Military, where he averaged 18 points and 11 assists for coach Scott Shepherd ... Averaged 26.2 points per game as a senior at Bowling Green (Ky.) Warren Central High in 1997.

2000-2001 GRUNDY GAME-BY-GAME STATS


Date	Opponent	S	MP	FG-FGA	3P-3PA	FT-FTA	OR-TR	PF	A	TO	BS	ST	PTS
11/17	Penn	S	33	7-15	3-8	5-5	1-6	1	5	2	1	2	22
11/18	Charlotte	S	31	7-15	2-6	8-10	1-3	1	0	1	1	2	24
11/22	vs. Fresno St.	S	31	6-14	0-5	0-0	0-4	4	1	3	0	4	12
11/25	Chas. Southern	S	29	0-2	0-1	1-2	0-3	2	11	3	0	4	1
11/29	Penn State	S	38	8-15	2-4	11-13	0-7	2	1	2	0	3	29
12/2	@ ODU	S	38	4-6	2-2	5-9	0-8	2	5	4	0	2	15
12/5	UNCG	S	38	6-10	3-5	9-10	1-6	2	3	3	0	4	24
12/9	vs. Georgia	S	33	5-11	1-4	1-2	0-5	4	2	4	0	2	12
12/16	New Hamp.	S	21	5-7	3-5	3-5	1-3	3	4	5	0	2	16
12/22	UNCA	S	30	4-10	2-5	2-2	1-2	1	9	2	1	2	12
12/30	Cal Poly	S	27	8-13	5-8	0-0	4-7	2	6	1	1	5	21
1/6	@ Virginia	S	36	6-14	1-4	4-6	1-2	3	3	2	0	3	17
1/10	Duke	S	34	7-17	1-3	3-4	2-5	5	0	2	0	2	18
1/13	@ Clemson	S	39	6-27	4-14	1-2	1-4	4	3	2	0	0	17
1/16	Georgia Tech	S	34	6-12	3-6	2-2	0-3	2	3	1	1	0	17
1/21	Maryland	S	29	6-17	3-8	1-1	1-3	4	1	0	0	3	16
1/25	@ Florida St.	S	43	7-12	2-4	0-0	0-7	4	3	3	0	2	16
1/28	North Carolina	S	35	6-18	0-5	0-0	0-6	0	2	1	1	2	12
1/31	@ Wake For.	S	36	2-10	0-6	3-4	0-6	2	3	3	0	1	7
2/3	Syracuse	S	32	2-10	1-6	1-2	0-5	1	6	1	0	3	6
2/7	Virginia	S	30	5-11	1-2	1-1	0-3	3	3	3	0	1	12
2/11	@ Duke	S	27	2-10	1-3	2-2	2-2	4	3	4	0	0	7
2/14	Clemson	S	23	2-7	1-5	5-6	0-3	2	5	1	0	3	10
2/17	@ Ga. Tech	S	25	5-12	2-5	1-3	2-5	1	0	3	0	1	13
2/20	@ Maryland	S	24	4-12	1-4	6-6	1-2	2	1	0	0	1	15
2/25	Florida State	S	26	7-11	1-3	5-6	0-4	4	3	2	1	0	20
2/28	@ North Car.	S	30	5-15	0-3	2-2	3-3	4	3	1	0	2	12
3/4	Wake Forest	S	24	3-6	0-0	3-6	0-4	4	3	1	0	1	9

GRUNDY CAREER/SEASON HIGHS

Career Highs	Category	Season Highs
30 vs. Wake Forest, 1/16/00	Points	29 vs. Penn St., 11/29/00
9 vs. Liberty, 12/17/99	Rebounds	8 vs. Old Dominion, 12/2/00
11 vs. three teams	FGMade	8 vs. two teams
27 vs. Clemson, 1/13/01	FGAttempted	27 vs. Clemson, 1/13/01
4 vs. four teams	3FG Made	4 at Clemson, 1/13/01
14 at Clemson, 1/13/01	3FGAttempted	14 at Clemson, 1/13/01
11 vs. Penn State, 11/29/00	FT Made	11 vs. Penn State, 11/29/00
13 vs. Penn State, 11/29/00	FTAttempted	13 vs. Penn State, 11/29/00
11 vs. Chas. South., 11/25/00	Assists	11 vs. Chas. South., 11/25/00
7 vs. Georgia, 11/19/99	Steals	5 vs. Cal Poly, 12/30/00
2 vs. Maryland, 3/11/00	Blocks	1 vs. seven teams
43 vs. Florida State (1/25/01)	Minutes	43 vs. Florida State (1/25/01)

Grundy Career Stats

Year	G-GS	Min-Avg	FG-FGA	Pct	3P-3PA	Pct	FT-FTA	Pct	Off-Def	Tot-Avg	PF-D	AT	TO	BS	ST	PTS-Avg
1999	25-11	535-21.4	73-180	.406	24-69	.348	30-47	.638	24-51	75-3.0	41-0	50	47	6	37	200-8.0
2000	33-30	993-30.1	152-380	.400	48-153	.314	60-102	.588	43-109	152-4.6	55-2	91	91	11	69	412-12.5
2001	28-24	874-31.2	141-339	.416	45-134	.336	85-111	.766	22-100	122-4.4	73-1	92	60	7	61	412-14.7
Totals	86-65	2402-27.9	366-899	.407	117-356	.328	175-260	.673	89-260	349-4.1	169-3	233	198	24	167	1024-11.9



TREY GUIDRY

6-2 175 Freshman Guard
Baton Rouge, La.. (Central)

24

2000-2001: Came off the bench to hit 5-of-6 three-pointers and notch a game-high 15 points at Wake Forest ... The only rookie to start a game this season for NC State, he got the nod in six contests ... Named ACC Co-Rookie of the Week following his performances at Wake Forest and against Syracuse, continuing a streak of now five straight seasons a Wolfpack rookie has been honored. ... His five made field goals versus Wake Forest tied as the second-highest ever for a Wolfpack freshman ... Became the first Wolfpack player since Archie Miller to nail five three-points in a game, Miller did it in 2000.

High School: Scored more than 1,200 points in two seasons at Central High School ... Earned all-state and all-district honors as a junior and senior under coach Wes Watts ... Averaged 20.9 Points, 3.8 rebounds, 2.0 assists, and 2.0 steals per game overall and 27.5 points per game in district play as a senior ... Shot 53 percent from the field and 44 percent from three point range ... Averaged 24 points , 4.7 rebounds, 1.5 assists per game as a junior while shooting 51 percent from the field, 49 percent from three point range, and 82 percent from the free-throw line.

GUIDRY SEASON HIGHS


Category	Season Highs
Points	15 at Wake Forest, 1/31/01
Rebounds	5 at Duke, 2/11/01
FG Made	5 at Wake Forest, 1/31/01
FG Attempted	7 vs. four teams
3-Pt. FG Made	5 at Wake Forest, 1/31/01
3-Pt. FG Att.	6 at Wake Forest, 1/31/01
FT Made	2 vs. two teams
FT Attempted	4 vs. Virginia, 2/7/01
Assists	3 at Duke, 2/11/01
Steals	2 vs. two teams
Blocks	1 vs. Florida State, 2/25/01
Minutes	23 vs three teams

2000-2001 GUIDRY GAME-BY-GAME STATS

Date	Opponent	S	MP	FG-FGA	3P-3PA	FT-FTA	OR-TR	PF	A	TO	BS	ST	PTS
11/17	Penn												DNP
11/18	Charlotte												DNP
11/22	vs. Fresno St.												DNP
11/25	Chas. Southern		13	1-3	1-3	0-0	0-2	1	0	0	0	2	3
11/29	Penn State		11	0-1	0-0	0-0	0-0	3	0	0	0	0	0
12/2	@ ODU		1	0-0	0-0	0-0	0-0	0	0	0	0	0	0
12/5	UNCG												DNP
12/9	vs. Georgia		1	0-0	0-0	0-0	0-0	0	0	0	0	0	0
12/16	New Hamp		8	1-3	1-2	0-0	0-0	0	2	0	0	0	3
12/22	UNCA		5	0-1	0-1	0-0	0-1	0	0	0	0	0	0
12/30	Cal Poly		5	1-2	0-1	2-2	0-0	1	1	1	0	0	4
1/6	@ Virginia		1	0-0	0-0	0-0	0-0	1	0	0	0	0	0
1/10	Duke		1	0-0	0-0	0-0	0-0	1	0	0	0	0	0
1/13	@ Clemson		3	0-1	0-1	0-0	0-0	0	0	0	0	0	0
1/16	Georgia Tech		4	0-1	0-0	0-0	0-0	0	0	0	0	0	0
1/21	Maryland		2	1-2	1-1	0-0	1-1	1	0	0	0	0	3
1/25	@ Florida St.		1	0-1	0-1	0-0	0-0	0	0	0	0	0	0
1/28	North Carolina		3	0-0	0-0	0-0	0-1	1	0	0	0	0	0
1/31	@ Wake For.		23	5-6	5-6	0-0	0-1	3	2	2	0	2	15
2/3	Syracuse	S	23	3-7	1-3	0-0	1-2	2	0	4	0	0	7
2/7	Virginia	S	19	2-7	1-3	1-4	1-2	1	0	1	0	0	6
2/11	@ Duke		21	1-6	1-3	0-0	0-5	2	3	0	0	1	3
2/14	Clemson	S	22	4-7	3-5	2-2	0-1	3	1	1	0	0	13
2/17	@ Ga. Tech	S	23	3-7	1-3	0-0	0-2	2	0	0	0	0	7
2/20	@ Maryland	S	14	3-5	2-4	0-0	0-0	3	0	1	0	1	8
2/25	Florida State	S	14	0-2	0-1	0-0	1-1	0	0	2	1	0	0
2/28	@ North Car.		6	0-1	0-1	0-0	0-0	1	0	0	0	0	0
3/4	Wake Forest		3	0-1	0-1	0-0	0-0	0	0	0	0	0	0

GUIDRY CAREER STATS

Year	GP-GS	Min	Avg	FG-FGA	Pct	3FG-FGA	Pct	FT-FTA	Pct	Off-Def	Tot-Avg	PF-FO	A	TO	Blk	Stl	Pts	Avg
2000-2001	24-6	227	9.5	25-64	.391	17-40	.425	5-8	.625	4-15	19-0.8	27-0	9	13	1	6	72	3.0



KENNY INGE

6-8 235 Senior Forward

Virginia Beach, Va. (Atlantic Shores Christian)

21

Career Notes: Ranks 21st in school history in career scoring with 1,350 points ... Just the eighth player in school history to amass more than 1,200 points and 800 rebounds for a career ... Just four made free throws from tying the school career record set by Sammy Ranzino 50 years ago, Inge has made 475 foul shots ... Ranks fourth in school history in free throw attempts (697), seventh in rebounds (831) and fourth in minutes played (3,725) ... Ranks third among all current ACC players with 23 career double-doubles ... Has gained 40 pounds since his freshman year.

2000-2001: A team tri-captain for 2000-2001 ... Ranks fifth in the league in rebounding with 7.4 per game ... The league's third-best performer on the offensive boards with 3.0 per contest ... Has posted five double-doubles this season, seventh-best in the ACC ... Tied a career-high with 14 free throws made versus Florida State ... Scored a career-high 29 points in win over No. 6 Virginia ... Also set new career marks for free throw attempts (13), blocks (5) and charges taken (4) in that Feb. 7 contest ... Has hit 80-of-111 (72.1 percent) free throws against ACC play, both marks are league-highs in conference games ... Is shooting 54.4 percent in NC State's 13 wins and averaging 15.4 points ... In the 15 losses, he has shot 40 percent and averaged 9.3 points.

1999-00: Finished the season strong, earning All-NIT honors after averaging 14.6 points and 8.0 rebounds in five NIT games ... Ranked third among all ACC players in offensive rebounds at 2.83 per game ... Led the ACC, unofficially, with 22 charges drawn ... Suffered a partially torn MCL (left knee) against Old Dominion (Nov. 23) ... The injury did not require surgery ... Was expected to miss 4-6 weeks, but returned to action in just 22 days.

1998-99: Posted a team best 13.1 ppg in ACC play ... Earned honorable-mention All-ACC honors ... Had five double-doubles for the season.

1997-98: Named to the ACC's All-Freshman team ... Finished the year ranked fourth in the ACC in rebounding (7.4 per game) and offensive rebounds (2.94 per game) ... Recorded 11 double-doubles in points-rebounds during the season, including a string of four straight ... His 11 double-doubles was the highest among ACC freshmen and fourth-highest among all players ... Set NC State freshmen records for blocks (31) and total rebounds (238) ... Ranks ninth all-time among NC State freshmen in scoring (352 points) ... Earned two ACC Rookie of the Week honors.

HIGH SCHOOL: Helped Hargrave Military Academy to a 22-5 record, leading the team in scoring and rebounding with team-high averages of 16 points and 11 rebounds ... Played high school basketball at Atlantic Shores Christian (Virginia Beach, Va.) with Wolfpack teammate Damon Thornton ... His coach at Atlantic Shores was Mark Phelps, who is an assistant coach at NC State ... Averaged 18 points, 11 rebounds and 4.3 blocks ... Atlantic Shores Christian was 44-12 during his two seasons there.

INGE CAREER/SEASON HIGHS


Career Highs	Category	Season Highs
29 vs. Virginia, 2/7/01	Points	29 vs. Virginia, 2/7/01
16 vs. Norfolk State, 2/14/98	Rebounds	16 vs. Penn State, 11/29/00
16 vs. Penn State, 11/29/00	FGMade	8 vs. Virginia, 2/7/01
12 vs. Georgia Tech, 1/2/99	FGAttempted	14 vs. Penn State, 11/29/00
16 vs. Georgia Tech, 1/2/99	3-Pt. FG Made	1 vs. three teams
1 vs. 11 teams	3-Pt. FG Attempted	2 vs. two teams
5 vs. Clemson, 2/6/99	FTMade	14 vs. Florida State, 1/25/01
14 vs. Norfolk State, 2/14/98	FTAttempted	19 vs. Virginia, 2/7/01
14 vs. Florida State, 1/25/01	Assists	2 vs. three teams
19 vs. Virginia 2/7/01	Steals	2 vs. four teams
4 vs. Coastal Carolina, 11/21/98	Blocks	5 vs. Virginia, 2/7/01
6 vs. Virginia, 2/18/98	Minutes	37 vs. Clemson, 1/13/01
5 vs. Virginia, 1/7/10		
40 vs. six teams		

2000-2001 INGE GAME-BY-GAME STATS

Date	Opponent	S	MP	FG-FGA	3P-3PA	FT-FTA	OR-TR	PF	A	TO	BS	ST	PTS
11/17	Penn	S	29	4-11	0-1	1-2	5-11	4	1	0	1	0	9
11/18	Charlotte	S	35	1-5	0-1	11-14	3-8	2	1	0	2	1	13
11/22	vs. Fresno St.	S	30	2-5	0-0	4-5	2-7	4	1	1	0	0	8
11/25	Chas. Southern	S	21	4-6	0-0	4-8	3-10	4	1	2	1	0	12
11/29	Penn State	S	35	4-14	0-1	5-8	6-16	2	0	2	1	0	13
12/2	@ ODU	S	33	5-8	0-0	11-17	2-6	4	0	2	0	2	21
12/5	UNCG	S	35	7-11	1-2	7-13	5-10	1	0	3	1	1	22
12/9	vs. Georgia	S	34	6-10	0-1	6-6	6-11	1	0	6	1	1	18
12/16	New Hamp.	S	18	4-7	0-1	4-7	1-3	2	0	4	3	2	12
12/22	UNCA	S	20	7-7	0-0	6-10	1-3	3	1	2	2	1	20
12/30	Cal Poly	S	22	1-7	0-0	2-2	3-8	1	1	3	2	0	4
1/6	@ Virginia	S	24	1-2	0-0	2-3	1-3	5	0	3	0	0	4
1/10	Duke	S	32	3-8	0-0	2-2	4-7	2	0	1	1	0	8
1/13	@ Clemson	S	37	7-9	1-1	4-5	6-12	3	0	2	1	1	19
1/16	Georgia Tech	S	33	2-6	0-0	11-12	2-8	3	2	2	2	1	15
1/21	Maryland	S	29	1-6	0-0	1-3	2-5	3	1	5	1	1	3
1/25	@ Florida St.	S	36	6-8	0-1	14-17	1-5	3	1	2	1	0	26
1/28	North Carolina	S	24	0-7	0-1	3-5	4-5	4	0	0	1	2	3
1/31	@ Wake For.	S	35	3-7	0-0	5-5	0-6	4	0	5	1	0	11
2/3	Syracuse	S	14	1-4	0-0	1-2	2-3	0	2	3	0	1	3
2/7	Virginia	S	35	8-11	0-1	13-19	3-9	2	0	1	5	0	29
2/11	@ Duke	S	27	5-9	1-1	5-6	5-9	1	0	2	0	1	16
2/14	Clemson	S	16	2-3	0-0	7-10	2-5	4	0	1	0	2	11
2/17	@ Ga. Tech	S	29	2-10	0-2	6-10	2-8	2	0	1	0	0	10
2/20	@ Maryland	S	29	4-8	0-0	3-6	5-7	0	2	2	0	0	11
2/25	Florida State	S	23	2-4	0-0	2-4	2-6	4	0	1	0	0	6
2/28	@ North Car.	S	24	5-9	0-0	2-4	4-6	3	0	1	0	1	12
3/4	Wake Forest	S	29	0-2	0-0	0-0	2-8	2	0	4	0	1	0

Inge Career Stats

Year	G-GS	Min-Avg	FG-FGA	Pct	3P-3PA	Pct	FT-FTA	Pct	Off-Def	Tot-Avg	PF-D	AT	TO	BS	ST	PTS-Avg
1998	32-31	1033-32.3	115-223	.516	1-9	.111	121-179	.676	94-144	238-7.4	93-5	31	71	31	41	352-11.0
1999	32-27	877-27.4	112-234	.479	6-25	.240	121-180	.672	79-117	196-6.1	79-0	36	91	22	29	351-11.0
2000	30-25	827-27.6	107-218	.491	3-7	.429	91-133	.684	85-106	191-6.4	82-2	29	67	26	29	308-10.3
2001	28-28	788-28.1	97-202	.480	3-14	.214	142-205	.693	84-122	206-7.4	73-1	14	61	27	19	339-12.1
Totals	122-111	3525-28.9	431-877	.491	13-55	.236	475-697	.681	342-489	831-6.8	327-8	110	290	106	118	1350-11.1



RON KELLEY

6-9 245 Senior Center

Emory, Texas (Rains)

40

2000-2001: Scored a season-high 19 points in the win over Charleston Southern, his highest scoring output since March 10, 1999 ... Missed only three games after undergoing arthroscopic knee surgery after the Georgia game, and returned to action at Virginia (Jan. 6) logging eight minutes ... Has been very limited in practice over the past two seasons due to the knee injury, he did not practice prior to the Syracuse game and did not play ... Has undergone injections to lubricate the knee joint late in the season, his playing time has increased dramatically since ... Had his first double-double since his freshman campaign at North Carolina on Feb. 28, tying a career-high with 12 rebounds and scoring 10 points ... Has started the last seven contests, he has averaged 9.3 points (74 total) since being reinserted backing into the starting line-up.

1999-00: Slowed by a knee injury for much of junior campaign ... Underwent arthroscopic surgery on Jan. 30 to repair damaged cartilage in his left knee ... Missed six games due to the injury, the Wolfpack lost five of those contests ... Sat out several practices and played sparingly following his return ... Reaggravated the knee injury late in the season and was unable to play in the season finale vs. Penn State at Madison Square Garden ... Averaged 13.5 points and 6.5 rebounds in two ACC Tournament games ... Started his first game since Dec. 30 in the ACC Tournament semifinals versus Maryland, finishing with 11 points and six rebounds ... Underwent hernia surgery during the offseason and was unable to lift weights for nearly six weeks.

1998-99: Finished the year ranked second on the team in scoring (11.2) and third in rebounding (5.2) ... Posted his fifth 20+ point performance of the season in the first round of the NIT vs. Providence with 21 points on 8-of-12 shooting ... Scored 10 points in 20 minutes in the ACC Tournament semifinals versus No. 1 Duke ... Made the first three-pointer of his college career vs. UVa, a desperation hurl that beat the 35-second shot clock.

1997-98: Tied for fourth all-time among all NC State freshmen in blocked shots with 25 ... Missed seven games from Jan. 18-Feb. 11 with a sprained right foot ... Grabbed 10 boards at No. 2 Duke, joining fellow freshman Kenny Inge in becoming the first Wolfpack duo to record 10 or more rebounds in a game since Todd Fuller (13) and Al Pinkins (11) accomplished the same feat against Georgia Tech on Feb. 23, 1996.

HIGH SCHOOL: Averaged 26.1 points, 18 rebounds and 5.2 blocked shots per game as Rains High finished with a 13-14 record under coach Richard Peacock ... Posted season-bests of 38 points and 29 rebounds ... Had 30 or more points in seven contests and 16 games with 15 or more rebounds ... Named honorable mention Texas Player of the Year by USA Today ... First team all-state by the Texas Coaches' Association and by Texas Basketball magazine ... Led Rains to a 26-3 record as a junior ... Averaged 21.3 points, 14.4 rebounds and 3.6 blocks.

KELLEY CAREER/SEASON HIGHS

Career Highs	Category	Season Highs
24 vs. Virginia, 2/14/99	Points	19 vs. Char. South, 11/25/00
12 vs. North Carolina, 3/6/98	Rebounds	12 at North Carolina, 2/28/01
12 at North Carolina, 2/28/01		
9 vs. Maryland-E.S., 11/14/98	FGMade	6 vs. three teams
16 vs. Virginia, 2/14/99	FGAttempted	12 at North Carolina, 2/28/01
16 vs. Georgia Tech, 12/4/97		
1 vs. Virginia, 2/14/99	3-Pt. FG Made	none
1 vs. Virginia, 1/14/99		
1 vs. three teams	3-Pt. FG Attempted	none
7 vs. W. Carolina, 12/30/99	FTMade	7 vs. Chas. South., 11/25/00
7 vs. Chas. Southern, 11/25/00		
11 vs. Virginia, 2/14/99	FTAttempted	10 vs. Chas. South., 11/25/00
4 vs. three teams	Assists	1 vs. seven teams
3 vs. three teams	Steals	1 vs. eight teams
4 vs. Charleston Sou., 11/27/98	Blocks	3 vs. Fresno St. 11/22/00
39 vs. North Carolina, 1/21/98	Minutes	33 vs. Penn, 11/17/00

2000-2001 KELLEY GAME-BY-GAME STATS

Date	Opponent	S	MP	FG-FGA	3P-3PA	FT-FTA	OR-TR	PF	A	TO	BS	ST	PTS
11/17	Penn	S	33	5-10	0-0	1-4	4-7	3	1	2	1	1	11
11/18	Charlotte	S	19	0-4	0-0	0-0	3-5	4	1	2	0	0	0
11/22	v. Fresno St.	S	27	1-3	0-0	3-6	1-2	3	0	2	3	0	5
11/25	Chas. Southern	S	21	6-8	0-0	7-10	3-5	3	1	3	2	0	19
11/29	Penn State	S	26	5-9	0-0	4-7	1-8	3	1	1	1	1	14
12/2	@ ODU	S	25	3-6	0-0	3-5	2-2	4	0	2	0	1	9
12/5	UNCG	S	28	5-9	0-0	2-2	2-5	1	1	2	0	0	12
12/9	vs. Georgia	S	16	2-4	0-0	2-3	2-5	3	0	2	1	0	6
12/16	New Hamp												
12/22	UNCA												
12/30	Cal Poly												
1/6	@ Virginia		8	1-1	0-0	1-4	0-3	2	0	2	0	1	3
1/10	Duke	S	14	2-9	0-0	0-0	5-6	1	0	2	1	0	4
1/13	@ Clemson	S	6	0-2	0-0	0-0	0-0	3	0	2	0	0	0
1/16	Georgia Tech		9	1-2	0-0	0-0	2-3	2	0	2	0	0	2
1/21	Maryland		9	0-4	0-0	0-0	0-1	0	0	1	0	1	0
1/25	@ Florida St.		2	0-1	0-0	0-0	0-1	1	0	0	0	0	0
1/28	North Carolina		9	0-4	0-0	0-2	1-5	4	0	1	0	0	0
1/31	@ Wake For.		9	1-2	0-0	0-0	1-2	4	0	2	1	0	2
2/3	Syracuse												
2/7	Virginia	S	23	6-7	0-0	0-0	2-4	3	0	2	0	1	12
2/11	@ Duke	S	19	6-7	0-0	0-1	0-1	4	0	2	0	0	12
2/14	Clemson	S	14	4-6	0-0	0-0	2-4	4	0	3	1	0	8
2/17	@ Ga. Tech	S	19	5-11	0-0	2-5	2-4	3	0	0	0	0	12
2/20	@ Maryland	S	19	1-7	0-0	2-2	1-3	1	0	1	0	1	4
2/25	Florida State	S	20	2-5	0-0	1-1	2-6	3	1	3	0	0	5
2/28	@ North Car.	S	21	5-12	0-0	0-1	5-12	3	1	3	2	0	10
3/4	Wake Forest	S	24	4-9	0-0	3-6	2-4	4	0	2	1	1	11

Kelley Career Stats

Year	G-GS	Min-Avg	FG-FGA	Pct	3P-3PA	Pct	FT-FTA	Pct	Off-Def	Tot-Avg	PF-D	AT	TO	BS	ST	PTS-Avg
1998	25-19	528-21.1	82-163	.503	0-0	.000	44-71	.620	53-64	117-4.7	82-5	16	52	25	25	208-8.3
1999	35-21	750-22.7	138-268	.515	2-2	1.000	92-155	.594	83-90	173-5.2	99-2	27	60	28	18	370-11.2
2000	27-10	555-20.6	82-177	.463	0-1	.000	55-101	.545	54-54	108-4.0	74-0	15	51	19	10	219-8.1
2001	24-18	420-17.5	65-142	.458	0-0	.000	31-59	.525	43-55	98-4.1	67-0	7	44	14	8	161-6.7
Totals	111-68	2253-20.3	367-750	.489	2-3	.667	222-386	.575	233-263	496-4.5	322-7	65	207	86	61	958-8.6



MARCUS MELVIN

6-8 225 Freshman Forward

Fayetteville, N.C. (Douglas Byrd)

54

2000-2001: Has played in 25 contests and averages 11 minutes per game ... Will be the Pack's only returning frontcourt player in 2001-2002 ... The Pack's second-leading scorer versus Charleston Southern (18) and Penn State (16).

High School: Averaged 16.1 points and 12.5 rebounds per game as a senior at Fayetteville Byrd, shooting 50 percent from the floor for the season ... Earned co-MVP honors for the south team in the adidas North/South All-Star Classic, finishing with 13 points on 5-5 shooting, including three three-pointers ... Averaged 21.2 points and 13 rebounds as a junior ... Recorded 69 career double-doubles ... Named first-team All-Mid South three times ... McDonald's All-American nominee and the Mid-South Conference player of the year in 2000 ... Rated the #1 senior prospect in North Carolina for 1999-2000 by Bob Gibbons ... First cousin of former Wolfpack All-American Chasity Melvin (1995-98), who currently stars for the WNBA's Cleveland Rockers.

2000-2001 MELVIN GAME-BY-GAME STATS

Date	Opponent	S	MP	FG-FGA	3P-3PA	FT-FTA	OR-TR	PF	A	TO	BS	ST	PTS
11/17	Penn		17	2-5	0-1	0-2	2-3	2	0	0	0	0	4
11/18	Charlotte		14	2-9	0-2	0-2	2-5	4	0	0	0	0	4
11/22	v. Fresno St.		10	0-1	0-0	0-0	2-3	0	0	4	0	0	0
11/25	Chas. Southern		32	7-11	0-1	4-7	6-9	1	0	5	0	2	18
11/29	Penn State		19	6-9	0-0	4-5	2-7	2	0	2	0	1	16
12/2	@ ODU		20	4-6	0-0	1-2	1-3	1	0	3	0	0	9
12/5	UNCG		5	1-3	0-0	0-0	1-2	0	0	2	1	0	2
12/9	vs. Georgia		8	0-2	0-1	0-0	0-0	0	0	0	0	0	0
12/16	New Hamp.		23	3-6	0-0	3-4	2-7	4	0	1	0	1	9
12/22	UNCA		20	4-6	0-1	2-2	3-5	2	0	1	0	0	10
12/30	Cal Poly		17	2-5	0-2	0-0	1-3	1	1	1	2	1	4
1/6	@ Virginia		21	3-5	1-1	0-0	0-4	1	2	0	0	1	7
1/10	Duke		10	1-2	0-0	0-0	0-3	0	0	1	0	0	2
1/13	@ Clemson		6	0-1	0-0	2-4	1-2	1	0	0	0	0	2
1/16	Georgia Tech		1	0-0	0-0	0-0	0-0	1	0	0	0	0	0
1/21	Maryland		6	1-1	0-0	2-2	2-3	1	0	0	0	0	4
1/25	@ Florida St.						DNP						
1/28	North Carolina						DNP						
1/31	@ Wake For.						DNP						
2/3	Syracuse		2	0-1	0-0	0-0	0-0	0	0	0	0	0	0
2/7	Virginia		2	0-0	0-0	0-0	0-0	1	0	0	0	0	0
2/11	@ Duke		11	2-3	0-0	0-0	1-4	1	0	0	0	0	4
2/14	Clemson		10	0-3	0-0	2-2	1-3	0	0	0	0	0	2
2/17	@ Ga. Tech		1	0-1	0-0	0-0	0-0	0	0	0	0	0	0
2/20	@ Maryland		9	3-7	0-2	0-0	1-2	1	0	1	0	0	6
2/25	Florida State		3	0-1	0-0	0-0	0-1	0	0	0	0	0	0
2/28	@ North Car.		4	1-1	0-0	2-2	0-0	1	0	1	0	0	4
3/4	Wake Forest		5	0-3	0-0	0-0	1-2	0	1	0	0	0	0

MELVIN SEASON HIGHS

Category	Season Highs
Points	18 vs. Charleston Southern, 11/25/00
Rebounds	9 vs. Charleston Southern, 11/25/00
FG Made	7 vs. Charleston Southern, 11/25/00
FG Attempted	11 vs. Charleston Southern, 11/25/00
3-Pt. FG Made	1 at Virginia, 1/6/01
3-Pt. FG Att.	2 vs. three teams
FT Made	4 vs. two teams
FT Attempted	7 vs. Charleston Southern, 11/25/00
Assits	2 at Virginia, 1/6/01
Steals	2 vs. Charleston Southern, 11/25/00
Blocks	2 vs. Cal Poly, 12/30/00
Minutes	32 vs. Charleston Southern, 11/25/00

Melvin Career Stats

Year	GP-GS	Min	Avg	FG-FGA	Pct	3FG-FGA	Pct	FT-FTA	Pct	Off-Def	Reb-Avg	PF-FO	A	TO	Blk	Stl	Pts	Avg
2001	25-0	276	11.0	42-92	.457	1-11	.091	22-34	.647	29-44	73-2.9	28-0	4	22	3	6	107	4.3



ARCHIE MILLER

5-10 160 Junior Guard

Beaver Falls, Pa. (Blackhawk)

11

Career Notes: Ranks seventh in school history with 145 career three-pointers ... His .443 career three-point percentage ranks fourth in school history ... Averages 12.4 points per game in his 21 career starts, 5.2 points when he has come off the bench ... Has shot 36% (36-101) for his career from two-point range, 44% from three-point range.

2000-2001: A team tri-captain for 2000-2001 ... Has played in 19 games, starting 10, all at the point ... Was ranked first in the nation in three-point field goal percentage at .620 before going down with a stress fracture in his left fibula, he missed nine complete games ... Scored a career-high 22 points versus Old Dominion ... Had hit a three-point in 13 consecutive games (dating back to last season) before the injury) ... The Wolfpack posts a 13-8 mark with Miller as a starter.

1999-00: Finished the season with a career-best 55 assists ... Posted a team-high 1.6 to 1 assist-to-turnover ratio ... Made just three two-point field goals for the season ... Did not make a two-pointer until hitting two vs. North Carolina (Feb. 9), the 21st game of the season ... Nailed the game-winning three-pointer vs. Georgia with 57 seconds left to lift the Pack to a win in its first game at the Entertainment and Sports Arena.

1998-99: Received a medical redshirt after undergoing season-ending surgery on Dec. 30 to repair two bulging discs and a narrowing of the spinal column in his lower back ... Appeared on the cusp of an outstanding season, hitting 7-of-9 three-point attempts in his first two games ... Despite missing a week of practice due to a sprained right ankle, went a perfect 5-of-5 from the field en route to 16 points vs. Maryland-E.S. in the season-opener ... Was 4-of-4 from three-point range ... Had arthroscopic surgery on his right ankle prior to the season.

1997-98: Finished the year ranked second in the ACC in three-point field goal percentage, hitting 42.3 percent (55-of-130) of his tries ... Hit 87.5 percent (42-of-48) from the free-throw line.

HIGH SCHOOL: Played at Blackhawk High School for his father, John ... Averaged 22 points and eight assists as a senior, leading team to a 20-10 mark and the Sweet 16 of the AAA state tournament ... Finished senior year with highs of 42 points and 13 assists ... Junior season averaged 17 points, and nine assists ... Led Blackhawk to a 82-15 record over his final three seasons ... First team all-state by the AP and The Pittsburgh Post Gazette's Player of the Year ... Is the younger brother of NC State assistant coach Sean Miller, a former All-Big East performer at Pittsburgh.

MILLER CAREER/SEASON HIGHS

Career Highs	Category	Season Highs
22 vs. Old Dominion, 12/2/00	Points	22 vs. Old Dominion, 12/2/00
5 vs. Hampton, 12/22/97	Rebounds	5 vs. Cal Poly, 12/30/00
5 vs. Cal Poly, 12/30/00	FGMade	7 vs. Cal Poly, 12/30/00
7 vs. Cal Poly, 12/30/00	FGAttempted	11 vs. Cal Poly, 12/30/00
16 vs. Maryland, 2/11/98	3-Pt. FG Made	4 vs. five teams
5 vs. Clemson, 1/26/00	3-Pt. FG Attempted	7 vs. two teams
10 vs. Maryland, 2/11/98	FTMade	7 at Old Dominion, 12/2/00
8 vs. Hampton, 12/22/97	FTAttempted	8 at Old Dominion, 12/2/00
8 vs. four teams	Assists	5 vs. two teams
6 vs. Western Carolina, 12/30/99	Steals	3 vs. Florida State, 2/25/01
3 vs. Georgia Tech, 1/25/98	Minutes	38 vs. Old Dominion, 12/2/00
3 vs. Florida State, 2/25/01		
39 vs. North Carolina, 1/21/98		

2000-2001 MILLER GAME-BY-GAME STATS

Date	Opponent	S	MP	FG-FGA	3P-3PA	FT-FTA	OR-TR	PF	A	TO	BS	ST	PTS
11/17	Penn		15	1-1	1-1	4-6	0-1	1	2	2	0	1	7
11/18	Charlotte		13	3-3	2-2	2-2	0-2	1	0	0	0	0	10
11/22	v. Fresno St.		19	3-5	2-2	0-1	0-1	2	2	2	0	0	8
11/25	Chas. SouthernS		26	6-8	4-6	0-0	0-1	3	2	3	0	2	16
11/29	Penn State	S	37	3-6	2-4	0-0	0-1	3	3	4	0	0	8
12/2	@ ODU	S	38	6-8	3-4	7-8	0-1	3	2	2	0	1	22
12/5	UNCG	S	35	3-7	3-6	0-0	0-0	3	4	3	0	2	9
12/9	vs. Georgia	S	25	1-5	1-5	0-0	0-0	2	4	2	0	0	3
12/16	New Hamp.	S	31	5-6	4-5	5-5	0-2	3	5	1	0	0	19
12/22	UNCA	S	28	5-7	4-6	0-0	0-1	0	5	0	0	2	14
12/30	Cal Poly	S	28	7-11	4-7	2-2	1-5	0	2	2	0	0	20
1/6	@ Virginia	S	35	4-8	1-2	6-7	0-1	0	3	2	0	0	15
1/10	Duke		5	1-1	0-0	0-0	0-1	1	0	0	0	0	2
1/13	@ Clemson						DNP-INJ.						
1/16	Georgia Tech						DNP-INJ.						
1/21	Maryland						DNP-INJ.						
1/25	@ Florida St.						DNP-INJ.						
1/28	North Carolina						DNP-INJ.						
1/31	@ Wake For.						DNP-INJ.						
2/3	Syracuse						DNP-INJ.						
2/7	Virginia						DNP-INJ.						
2/11	@ Duke						DNP-INJ.						
2/14	Clemson		1	0-2	0-2	0-0	0-0	0	0	0	0	0	0
2/17	@ Ga. Tech		4	0-0	0-0	0-0	0-0	1	0	0	0	0	0
2/20	@ Maryland		14	1-4	1-3	0-0	1-1	1	2	1	0	0	3
2/25	Florida State		21	4-7	4-7	0-0	0-1	1	3	2	0	3	12
2/28	@ North Car.		21	2-6	2-5	0-0	1-2	1	1	2	0	1	6
3/4	Wake Forest	S	19	3-6	3-5	0-1	0-1	1	0	2	0	0	9

Miller Career Stats

Year	G-GS	Min-Avg	FG-FGA	Pct	3P-3PA	Pct	FT-FTA	Pct	Off-Def	Tot-Avg	PF-D	AT	TO	BS	ST	PTS-Avg
1998	32-11	720-22.5	70-179	.391	55-130	.423	42-48	.875	7-28	35-1.1	66-1	50	47	0	10	237-7.4
1999	2-0	42-21.0	8-10	.800	7-9	.778	2-2	1.000	0-4	4-2.0	3-0	6	8	0	2	25-12.5
2000	34-0	515-15.1	45-138	.326	42-116	.362	28-35	.800	5-30	35-1.0	49-0	55	35	0	13	160-4.7
2001	19-10	415-21.8	58-101	.574	41-72	.569	26-32	.813	3-19	22-1.2	27-0	40	30	0	12	183-9.6
Totals	87-21	1692-19.4	181-428	.423	145-327	.443	98-117	.838	15-81	96-1.1	145-1	151	120	0	37	605-6.9



SCOOTER SHERRILL

6-3 185 Freshman Guard

Mt. Ulla, N.C. (West Rowan)

23

2000-2001: Has seen action in 28 games as a reserve guard ... Sank two crucial free throws with only 16 seconds remaining in overtime to seal the win for NC State at Florida State ... Had his best all-around game at Clemson, when he scored 10 points, played 23 minutes and pulled down seven rebounds.

High School: A McDonald's and Parade All-American ... Selected as the AP and Gatorade/USA Today North Carolina High School Player of the Year as a senior ... Averaged 25.2 points, six rebounds, five assists and four steals, while shooting 55 percent from the field and 83 percent from the free throw line as a senior ... Led West Rowan High to the State 2-A title as a freshman and the state 3-A championship game as a junior ... Averaged 23 points, six rebounds and four assists as a junior, making 53 percent of his field goal attempts and hitting 81 percent from the free-throw line ... Finished his sophomore season averaging 25.5 points, five rebounds, and 4.5 assists per game ... Earned first-team all-state honors as a junior and senior ... Named Rowan County Player of the Year three consecutive seasons (1998, 1999, 2000) ... As a freshman in 1997, led West Rowan to a 25-6 record and the state championship ... Collected state championship MVP honors and regional MVP honors following the state tournament ... Scored 29 points (25 in the second half) in the state championship game ... One of 12 players in the nation selected to represent the U.S. on the 2000 USA Basketball Men's Junior National Select Team in the NABC/Nike International Hoop Summit, an all-star game which featured the top players in the U.S. versus a team of international all-stars ... Also a Member of USA Basketball's gold medal 1998 World Youth Games team, which played in Moscow ... A member of the bronze medal winning South team at the 1998 USA Basketball Men's Youth Developmental Festival, where he set a single-game scoring record, pouring in 34 points vs. the West in 1998.

SHERRILL SEASON HIGHS

Category	Season Highs
Points	11 vs. New Hampshire, 12/16/00
Rebounds	7 at Clemson, 1/13/01
FG Made	3 vs. seven teams
FG Attempted	9 at Clemson, 1/13/01
3-Pt. FG Made	2 vs. five teams
3-Pt. FG Att.	7 at Clemson, 1/13/01
FT Made	4 vs. Maryland, 1/21/01
FT Attempted	5 vs. two teams
Assists	2 vs. six teams
Steals	3 vs. two teams
Blocks	1 vs. two teams
Minutes	24 vs. New Hampshire, 12/16/00

2000-2001 Sherrill Game-by-Game Stats

Date	Opponent	S	MP	FG-FGA	3P-3PA	FT-FTA	OR-TR	PF	A	TO	BS	ST	PTS
11/17	Penn		8	1-2	1-1	0-0	0-0	0	0	0	0	0	3
11/18	Charlotte		19	1-2	0-0	1-2	0-3	0	2	1	0	0	2
11/22	vs. Fresno St.		15	3-5	2-3	0-0	2-2	1	1	3	0	0	8
11/25	Chas. Southern		18	3-7	2-5	0-0	1-2	1	0	3	1	0	8
11/29	Penn State		11	1-4	0-0	0-0	1-2	1	1	0	0	0	2
12/2	@ ODU		14	1-2	0-1	0-0	0-1	4	0	0	0	0	2
12/5	UNCG		3	0-0	0-0	0-0	0-0	0	0	0	0	0	0
12/9	vs. Georgia		11	1-3	1-2	0-0	0-3	1	2	1	1	0	3
12/16	New Hamp.		24	3-7	2-5	3-5	1-6	2	2	1	0	2	11
12/22	UNCA		18	2-6	0-3	0-1	0-2	2	0	5	0	1	4
12/30	Cal Poly		13	2-5	1-3	3-4	1-4	1	1	1	0	0	8
1/6	@ Virginia		16	3-4	1-2	0-0	0-0	2	1	1	0	1	7
1/10	Duke		15	2-4	1-3	0-0	1-1	3	0	0	0	1	5
1/13	@ Clemson		23	3-9	2-7	2-2	1-7	4	2	2	0	1	10
1/16	Georgia Tech		14	1-4	0-3	0-0	0-1	2	2	1	0	1	2
1/21	Maryland		20	3-8	0-4	4-5	0-2	3	0	0	0	3	10
1/25	@ Florida St.		20	0-1	0-1	2-2	0-0	0	1	1	0	0	2
1/28	North Carolina		15	2-5	1-1	2-2	0-0	0	0	0	0	2	7
1/31	@ Wake For.		11	0-1	0-0	0-0	0-1	0	0	0	0	0	0
2/3	Syracuse		16	2-4	0-1	3-4	0-1	0	0	1	0	3	7
2/7	Virginia		7	0-0	0-0	0-0	0-2	2	1	0	0	0	0
2/11	@ Duke		12	3-4	0-1	0-0	0-0	2	1	0	0	1	6
2/14	Clemson		17	2-7	1-3	0-0	0-2	0	0	1	0	0	5
2/17	@ Ga. Tech		7	0-4	0-3	0-0	0-0	0	1	0	0	1	0
2/20	@ Maryland		6	1-3	0-2	0-0	1-2	1	0	0	0	0	2
2/25	Florida State		9	2-4	2-3	0-0	1-1	0	2	1	0	0	6
2/28	@ North Car.		10	0-3	0-1	0-0	2-2	0	0	1	0	0	0
3/4	Wake Forest		8	0-1	0-1	0-0	1-1	0	0	0	0	0	0

Sherrill Career Stats

Year	GP-GS	Min	Avg	FG-FGA	Pct	3FG-FGA	Pct	FT-FTA	Pct	Off-Def	Tot-Avg	PF-FO	A	TO	Blk	Stl	Pts	Avg
2001	28-0	380	13.6	42-109	.385	17-59	.288	20-27	.741	13-36	49-1.8	33-0	21	24	2	17	121	4.3



DAMON THORNTON

6-8 240 RS-Senior Foward/Center
Norfolk, Va. (Atlantic Shores Christian)

3

Career Notes: Ranks sixth in school history in career field goal percentage at 54.8 percent ... Ranks

fourth in school history with 145 career blocks ... Has led the Pack in blocked shots in each of his three seasons, if he holds the team-lead this season, he will become the first player in school history to lead his team in that category four times ... Has 11 career double-doubles ... Has missed 42 career games due to injuries and nine more contests this season due to a suspension

2000-2001: Returned to action after a nine-game suspension on Dec. 22 against UNC Asheville, he came off the bench and finished with nine points and eight rebounds in 15 minutes of action ... Posted a new career-high in rebounds (15) and tied a career-high in offensive boards (7) against Ga. Tech ... Became the first Wolfpack player ever to foul out of three consecutive games (at Virginia, vs. Duke, at Clemson) since the 1978-79 season ... Is averaging 6.7 rebounds per game versus ACC competition, the 13th-best mark in the ACC.

1999-00: Finished the season ranked sixth in the ACC in rebounding (7.6 per game) and blocked shots (1.6 per game) ... Recorded five double-doubles, a mark which ranked eighth among ACC players ... Posted 16 double-figure scoring outputs, more than double his previous career total ... Had seven double-figure rebound games ... Suffered a crack fracture in the pinky finger of his right (shooting) hand prior to the Wake Forest game ... Made just 15-of-46 (32.6 percent) from the field in the next six games ... Was shooting 56.7 percent (263-of-464) from the field (second in school history) before the setback ... Went through offseason conditioning work for the first time in his career (due to injuries) prior to the season.

1998-99: Suffered a strained ligament in his hip and groin region early in the season and did not practice with the team regularly until Jan. 1, although he still saw action in games ... Led the Pack with 6.3 rebounds per game for the season and shot a team-best 60.1 percent (86-of-143) from the field ... Also led the team with 35 blocked shots.

1997-98: Received a medical redshirt ... Suffered a broken bone in his right foot on Nov. 23, the injury occurred just weeks after returning to the Wolfpack's lineup following a hip injury that had kept him inactive since February ... Started each of the Wolfpack's first three regular-season contests, leading the team in rebounding with 7.3 per game while averaging 6.7 points per contest.

1996-97: Made an immediate impact as a true freshman before being forced to sit out the final three regular season contests and the entire postseason due to a hip injury ... Became the first freshman in school history to lead the Wolfpack in rebounding (7.0 per game), the second freshman to lead the team in blocked shots (27) and the third freshman to top the squad in field goal percentage (.550) ... A member of the All-ACC Rookie Team, he led all ACC rookies in rebounding, double-doubles (four) and field goal shooting percentage ... Was an honorable-mention All-ACC selection ... Improved in league games, where he topped all conference freshmen in rebounding (7.3), scoring (8.6) and minutes played (33.1 per game) ... Prior to his injury, he had started every game.

HIGHSCHOOL: Averaged 14.5 points, 11.5 rebounds, three blocked shots and three steals per game as a senior at Atlantic Shores Christian School, where he played for current NC State assistant coach Mark Phelps ... Was a teammate of fellow Wolfpack player Kenny Inge ... Helped Atlantic Shores to a 20-3 record and a berth in

THORNTON CAREER/SEASON HIGHS

Career Highs	Category	Season Highs
23 vs. Arizona State, 1/29/00	Points	14 at Wake Forest, 1/31/01
15 vs. Georgia Tech, 1/16/01	Rebounds	15 vs. Georgia Tech, 1/16/01
10 vs. Arizona State, 1/29/00	FGMade	7 at Wake Forest, 1/31/01
16 vs. Duke, 1/19/00	FGAttempted	11 vs. two teams
1 vs. six teams	3-Pt. FG Made	None
2 vs. four teams	3-Pt. FG Attempted	1 at North Carolina, 2/28/01
5 vs. four teams	FTMade	4 at Duke, 2/11/01
9 vs. three teams	FTAttempted	7 vs. Wake Forest, 3/4/01
4 vs. three teams	Assists	1 vs. seven teams
4 vs. Wofford, 1/20/99	Steals	3 vs. two teams
4 vs. UNC Asheville, 12/12/99		
5 vs. three teams	Blocks	5 vs. Cal Poly, 12/30/00
40 vs. Virginia, 1/28/97	Minutes	33 vs. Maryland, 1/21/01
40 vs. Georgia Tech, 1/25/97		

the semifinals of the state independent schools playoffs ... Shot 58 percent from the field, 69 percent from the free-throw line and 32 percent from three-point range ... Blocked 10 shots against Manteo High School ... Named first-team all-state by the Virginia State High School Coaches Association ... Averaged 14 points, 10 rebounds and three blocked shots as a junior to lead Atlantic Shores to a 24-9 record and a spot in the state quarterfinals.

2000-2001 Thornton Game-by-Game Stats

Date	Opponent	S	MP	FG-FGA	3P-3PA	FT-FTA	OR-TR	PF	A	TO	BS	ST	PTS
12/22	UNCA		15	4-5	0-0	1-2	3-8	1	0	2	1	3	9
12/30	Cal Poly		27	3-5	0-0	2-4	1-8	4	0	2	5	1	8
1/6	@ Virginia		15	3-3	0-0	0-0	1-5	5	0	1	0	0	6
1/10	Duke		24	3-6	0-0	2-2	2-8	5	1	5	1	2	8
1/13	@ Clemson		20	1-4	0-0	1-2	2-5	5	0	2	2	0	3
1/16	Georgia Tech		29	4-7	0-0	1-3	7-15	1	0	2	0	0	9
1/21	Maryland		33	4-8	0-0	0-1	3-6	3	1	3	2	1	8
1/25	@ Florida St.		30	3-5	0-0	2-2	3-8	5	0	1	1	0	8
1/28	North Carolina		30	3-11	0-0	1-4	6-10	4	1	0	1	0	7
1/31	@ Wake For.		27	7-9	0-0	0-2	2-7	5	1	1	3	0	14
2/3	Syracuse		32	2-8	0-0	0-2	4-11	2	0	1	0	0	4
2/7	Virginia		11	1-2	0-0	0-0	2-0	5	0	0	1	0	2
2/11	@ Duke		21	4-11	0-0	4-6	3-5	3	0	3	1	2	12
2/14	Clemson		21	2-2	0-0	2-2	3-8	2	0	1	3	2	6
2/17	@ Ga. Tech		19	1-2	0-0	1-2	2-5	4	0	2	1	1	3
2/20	@ Maryland		24	2-3	0-0	3-6	1-10	2	1	2	1	0	7
2/25	Florida State		23	3-6	0-0	2-2	1-6	3	1	0	3	3	8
2/28	@ North Car.		19	1-5	0-1	1-2	1-3	4	1	3	2	1	3
3/4	Wake Forest	S	23	1-2	0-0	3-7	1-4	2	0	4	0	1	5

Thornton Career Stats

Year	G-GS	Min-Avg	FG-FGA	Pct	3P-3PA	Pct	FT-FTA	Pct	Off-Def	Tot-Avg	PF-D	AT	TO	BS	ST	PTS-Avg
1997	23-23	692-30.1	71-129	.550	2-9	.222	35-65	.538	66-95	161-7.0	65-4	32	65	27	18	179-7.8
1998	3-3	76-25.3	7-9	.778	1-1	1.000	5-7	.714	5-17	22-7.3	5-0	1	5	5	3	20-6.7
1999	32-25	766-23.9	86-143	.601	1-2	.500	50-89	.562	66-136	202-6.3	86-4	28	70	35	39	223-7.0
2000	32-30	840-26.3	124-236	.525	3-10	.300	54-78	.693	81-162	243-7.6	106-9	17	68	50	33	305-9.5
2001	19-1	443-23.3	52-104	.500	0-1	.000	26-51	.510	48-86	134-7.1	65-6	8	36	28	17	130-6.8
Totals	109-82	2817-25.8	340-621	.547	7-23	.304	170-290	.586	266-496	762-6.9	327-23	86	244	145	110	857-7.9



DAMIEN WILKINS

6-6 225 Sophomore Forward

Washington, N.C. (Dr. Phillips - Fla.)

1

2000-2001: A team tri-captain for 2000-2001 ...

Suffered an ankle sprain in practice on November 24, he missed three games before coming back versus UNCG ... Broke out of shooting slump against New Hamp. (9-of-12 shooting), he entered that game shooting just 24.5% and was 1-17 from beyond the three-point arc ... Ranks fourth in the overall ACC in offensive rebounds with 2.84, third versus league competition (3.06). ... Scored a career-high 25 points at Florida State ... Dished out a career-high seven assists in wins over No. 6 Virginia and Clemson ... In the 10 wins he has played in, he has shot 50.5 percent and averaged 15.1 points ... In the Pack's 15 losses, he shot 32 percent and averaged 9.3 ppg.

1999-00: Started more games (34) and played more minutes (1,083) than any freshman in school history ... Finished the season as the number-three freshman scorer in NC State history (389 points), he also ranks fourth in rebounding (197) and fifth in assists (77) ... Moved into second in school history among freshmen in free throws made (106) and attempted (159) ... The only ACC freshman to lead his team in minutes played, he was one of less than 20 freshmen nationally to lead their squads in that category ... Ranked fifth among all ACC players in offensive rebounds, averaging 2.77 offensive boards per game ... Posted 21 double-digit scoring games and three double-doubles, he led the team in scoring 10 times ... Emerged as a team leader at season's end, averaging 14.2 points in the final 13 games of the season, including a string of seven consecutive double-figure scoring efforts ... Averaged 15 points and 5 rebounds in the postseason ... Earned All-ACC Tournament honors after averaging 18 points and three assists in the Wolfpack's run to the tourney semifinals, he was the only player not from Duke or Maryland to make the all-tournament team ... One of 30 players selected to compete at the 2000 USA Basketball Men's National Team Trials.

HIGH SCHOOL: Ranked the No. 1 prep prospect in the nation by analyst Bob Gibbons ... The son of the Orlando Magic's Gerald Wilkins and nephew of legendary NBA star Dominique Wilkins ... Averaged 22.1 points and 12.2 rebounds as a senior at Dr. Phillips High in Orlando, Fla., which posted a 25-7 record and earned a berth in the Florida 6-A state quarterfinals ... Played for Frederick (Md.) St. John's Prospect Hall as a sophomore and junior ... Averaged 21 points, nine rebounds and 3.1 assists as a junior ... Prospect Hall finished the year a perfect 25-0 and won the USA Today national championship ... As a sophomore, averaged 16 points and nine rebounds ... Named second-team Parade All-American and third-team All-USA by USA Today as a senior ... Selected to play in the prestigious McDonald's All-American game and finished the game with 18 points and nine rebounds.

WILKINS CAREER/SEASON HIGHS


Career Highs	Category	Season Highs
25 at Florida State, 1/25/01	Points	25 at Florida State, 1/25/01
13 vs. Purdue, 12/1/99	Rebounds	12 vs. Duke, 1/10/01
11 at Florida State, 1/25/01	FGMade	11 at Florida State, 1/25/01
21 at Florida State, 1/25/01	FGAttempted	21 at Florida State, 1/25/01
3 vs. five teams	3-Pt. FG Made	2 vs. five teams
8 vs. Clemson, 2/27/00	3-Pt. FG Attempted	6 vs. two teams
8 vs. Stetson, 11/26/00	FTMade	8 vs. two teams
8 vs. five teams	FT Attempted	10 vs. Duke, 1/10/01
11 vs. Maryland, 3/11/00	Assists	7 vs. two teams
7 vs. two teams	Steals	5 vs. Syracuse, 2/3/01
5 vs. Florida State, 3/5/00	Blocks	3 vs. two teams
5 vs. Syracuse, 2/3/01	Minutes	44 vs. Florida State, 1/25/01
3 vs. three teams		
44 vs. Florida State, 1/25/01		

2000-2001 Wilkins Game-by-Game Statistics

Date	Opponent	S	MP	FG-FGA	3P-3PA	FT-FTA	OR-TR	PF	A	TO	BS	ST	PTS
11/17	Penn	S	39	3-10	0-1	5-5	4-9	1	4	2	0	2	11
11/18	Charlotte	S	34	4-14	0-6	3-4	0-2	2	1	1	1	1	11
11/22	vs. Fresno St.	S	27	3-15	0-3	2-2	4-8	4	0	4	0	1	8
11/25	Chas. Southern						DNP - INJURED						
11/29	Penn State						DNP - INJURED						
12/2	@ ODU						DNP - INJURED						
12/5	UNCG		19	0-4	0-2	0-0	1-2	2	2	3	2	1	0
12/9	vs. Georgia		29	3-10	1-5	1-2	0-3	3	2	1	0	2	8
12/16	New Hamp.	S	30	9-12	2-4	0-0	0-3	2	2	1	0	0	20
12/22	UNCA	S	30	6-11	2-2	0-0	6-10	1	4	4	3	0	14
12/30	Cal Poly	S	26	5-9	1-1	4-6	3-4	0	3	1	0	1	15
1/6	@ Virginia	S	32	6-8	2-2	2-4	1-4	5	1	6	0	1	16
1/10	Duke	S	34	6-20	1-4	8-10	8-12	4	3	3	1	1	21
1/13	@ Clemson	S	30	1-10	0-6	5-8	3-7	3	4	5	0	2	7
1/16	Georgia Tech	S	37	5-12	1-2	3-6	4-5	1	2	3	3	1	14
1/21	Maryland	S	37	4-8	2-3	1-2	6-9	4	2	3	1	1	11
1/25	@ Florida St.	S	44	11-21	0-3	3-4	4-7	2	0	1	0	1	25
1/28	North Carolina	S	37	5-11	0-2	2-2	2-6	1	2	6	0	1	12
1/31	@ Wake For.	S	40	3-9	1-3	7-8	0-3	3	5	5	0	1	14
2/3	Syracuse	S	32	3-7	1-3	1-2	4-11	2	0	5	0	5	8
2/7	Virginia	S	37	6-11	1-3	8-8	1-4	3	7	5	2	3	21
2/11	@ Duke	S	31	1-4	0-0	3-4	2-6	3	3	7	0	1	5
2/14	Clemson	S	32	7-11	2-3	6-7	3-5	1	7	2	0	1	22
2/17	@ Ga. Tech	S	36	1-8	0-3	0-1	4-7	1	5	0	0	2	2
2/20	@ Maryland	S	24	1-6	0-1	0-2	6-7	4	0	1	0	0	2
2/25	Florida State	S	33	4-10	1-5	0-0	2-5	2	5	1	1	1	9
2/28	@ North Car.	S	34	4-8	1-3	0-2	1-5	1	3	2	0	1	9
3/4	Wake Forest	S	33	2-7	0-1	2-4	2-3	3	2	2	1	1	6

Wilkins Career Stats

Year	G-GS	Min-Avg	FG-FGA	Pct	3P-3PA	Pct	FT-FTA	Pct	Off-Def	Tot-Avg	PF-D	AT	TO	BS	ST	PTS-Avg
2000	34-34	1083-31.9	127-311	.408	29-89	.326	106-159	.667	94-103	197-5.8	73-1	77	79	21	41	389-11.4
2001	25-22	817-32.7	103-256	.402	19-71	.268	66-93	.710	71-76	147-5.9	58-1	69	74	15	33	291-11.6
Totals	59-56	1900-32.2	230-567	.406	48-160	.300	172-252	.682	165-179	344-5.8	131-2	146	153	36	74	680-11.5



CORNELIUS WILLIAMS

6-11 260 Senior Center

Ft. McClellan, Ala. (Jacksonville)

33

Career Notes: Reserve center who has completely transformed his body since arriving at NC State, dropping nearly 30 pounds while increasing his stamina and athleticism

2000-2001: Fractured the fourth metatarsel in his left (shooting) hand in pre-season practice and missed the first seven games of the season ... Notched his first start since February 11, 1998, against Georgia Tech (Jan. 16) ... Finished with seven points against Syracuse, his highest scoring output since February 11, 1998.

1999-00: Left-hander who played in each of the Pack's five NIT games, helping fill in for post players ... Underwent surgery prior to the season to have a rod inserted in his right shin due to a stress fracture.

1998-99: Played in 22 games ... Posted a season-best five points against Charleston Southern ... Tied a season-high with 12 minutes of action in the loss at North Carolina.

1997-98: Showed improvement and saw more action as the season progressed ... Made his fourth straight start in the Pack's upset of No. 1 North Carolina (Feb. 21), scoring four points and pulling down six rebounds.

HIGH SCHOOL: Attended Jacksonville High School where he averaged 12 points and 11 rebounds as the team finished with a 14-11 record ... Posted an amazing 13-block, 12-rebound game against Anniston High ... Selected to the USA Today all-state team as well as first-team all-state by The Anniston Star ... As a junior, led his team to a 26-3 record and a second-place finish in the 4-A state tournament ... Averaged 15 points and 12 rebounds with season highs of 30 points and 17 rebounds.

WILLIAMS CAREER/SEASON HIGHS

Career Highs	Category	Season Highs
11 vs. Maryland, 2/11/98	Points	7 vs. Syracuse, 2/3/01
10 vs. Maryland, 2/11/98	Rebounds	4 at Clemson, 1/13/01
4 vs. Maryland, 2/11/98	FGMade	3 vs. Georgia, 12/9/00
11 vs. Maryland, 2/11/98	FGAttempted	4 vs. two teams
1 vs. Georgia, 11/19/99	3-Pt. FG Attempted	none
3 vs. four teams	FTMade	3 vs. Syracuse, 2/3/01
6 vs. Maryland, 2/11/98	FTAttempted	4 vs. Florida State, 1/25/01
6 vs. Chas Sou., 11/27/98		4 vs. Syracuse, 2/3/01
2 vs. Norfolk State, 2/14/98	Assists	none
1 vs. 11 teams	Steals	1 vs. three teams
3 vs. Florida State, 1/25/01	Blocks	3 at Florida State, 1/25/01
34 vs. Maryland, 2/11/98	Minutes	23 vs. Syracuse, 2/3/01

2000-2001 Williams Game-by-Game Statistics

Date	Opponent	S	MP	FG-FGA	3P-3PA	FT-FTA	OR-TR	PF	A	TO	BS	ST	PTS
11/17	Penn						DNP - INJURED						
11/18	Charlotte						DNP - INJURED						
11/22	vs. Fresno St.						DNP - INJURED						
11/25	Chas. Southern						DNP - INJURED						
11/29	Penn State						DNP - INJURED						
12/2	@ ODU						DNP - INJURED						
12/5	UNCG						DNP - INJURED						
12/9	vs. Georgia		15	3-4	0-0	0-0	1-3	0 0	1 0	0 0	0 0	6	
12/16	New Hamp.		12	0-2	0-0	0-2	0-3	4 0	0 2	0 0	0 0	0	
12/22	UNCA		8	0-1	0-0	0-0	0-0	2 0	1 0	0 0	0 0	0	
12/30	Cal Poly		6	0-1	0-0	0-0	0-0	1 0	0 0	0 1	0 0	0	
1/6	@ Virginia		2	1-1	0-0	0-0	1-1	0 0	0 0	0 0	0 0	2	
1/10	Duke		1	0-0	0-0	0-0	0-0	0 0	0 0	0 0	0 0	0	
1/13	@ Clemson		6	0-0	0-0	2-3	3-4	0 0	0 0	0 0	0 0	2	
1/16	Georgia Tech	S	5	0-1	0-0	0-0	2-3	0 0	0 1	0 0	0 0	0	
1/21	Maryland	S	3	0-1	0-0	0-0	2-2	0 0	1 0	0 0	0 0	0	
1/25	@ Florida St.	S	18	0-2	0-0	2-4	1-3	2 0	1 3	0 2	0 2	2	
1/28	North Carolina	S	17	2-2	0-0	0-0	0-1	0 0	0 0	0 0	0 4	4	
1/31	@ Wake For.	S	20	0-1	0-0	0-0	0-1	2 0	1 2	0 0	0 0	0	
2/3	Syracuse	S	23	2-4	0-0	3-4	2-3	0 0	0 2	0 0	0 7	7	
2/7	Virginia		6	0-0	0-0	0-0	0-0	2 0	2 0	0 0	0 0	0	
2/11	@ Duke		11	1-2	0-0	0-0	0-0	2 0	0 1	0 2	0 2	2	
2/14	Clemson		19	1-1	0-0	0-0	3-3	2 0	0 0	0 0	0 2	2	
2/17	@ Ga. Tech		8	1-2	0-0	0-0	1-1	0 0	0 1	0 2	0 2	2	
2/20	@ Maryland		7	0-1	0-0	0-0	1-1	1 0	1 0	0 0	0 0	0	
2/25	Florida State		11	0-0	0-0	0-0	0-0	0 0	0 1	1 1	0 0	0	
2/28	@ North Car.		10	0-2	0-0	1-2	2-2	2 0	2 0	1 1	0 1	1	
3/4	Wake Forest	S	1	0-0	0-0	0-0	0-0	0 0	0 0	0 0	0 0	0	

Williams Career Stats

Year	G-GS	Min-Avg	FG-FGA	Pct	3P-3PA	Pct	FT-FTA	Pct	Off-Def	Tot-Avg	PF-D	AT	TO	BS	ST	PTS-Avg
1998	26-6	324-12.5	19-49	.388	0-0	.000	8-17	.471	15-33	48-1.8	47-1	7	17	9	5	46-1.8
1999	22-0	111-5.0	5-16	.313	0-0	.000	11-16	.688	10-5	15-.7	17-0	0	3	3	1	21-1.0
2000	28-0	165-5.9	5-17	.294	0-1	.000	11-15	.733	11-14	25-0.9	20-0	1	7	7	3	21-0.8
2001	21-7	209-10.0	11-28	.393	0-0	.000	8-15	.533	19-12	31-1.5	20-0	0	10	13	3	30-1.4
Totals	97-13	809-8.3	40-110	.364	0-1	.000	38-63	.603	55-64	119-1.2	104	8	37	32	12	118-1.2