

UNC, NC STATE CARRY ACC BANNER IN OMAHA

ACC STANDINGS

June 14, 2013

ACC							Overall								
ATLANTIC	W	L	T	Pct.	Hm	Rd	W	L	T	Pct.	Hm	Rd	Nu	w/in Div.	Streak
Florida State	20	10	0	.667	13-2	7-8	47	17	0	.734	35-5	11-9	1-3	12-3	L2
NC State	19	10	0	.655	8-6	11-4	49	14	0	.778	30-8	15-5	4-1	9-6	W5
Clemson	18	12	0	.600	10-5	8-7	40	22	0	.645	26-9	12-8	2-5	11-7	L1
Maryland	11	19	0	.367	6-9	5-10	30	25	0	.545	20-12	10-13	0-0	5-9	W2
Wake Forest	9	20	0	.310	6-9	3-11	28	27	0	.509	17-13	8-14	3-0	6-9	L3
Boston College	4	25	0	.138	3-9	1-16	12	40	0	.231	4-11	6-22	2-7	1-14	L2
COASTAL							W	L	T	Pct.	Hm	Rd	Nu	w/in Div.	Streak
North Carolina	21	7	0	.750	13-4	8-3	57	10	0	.851	40-7	10-3	7-0	10-5	W1
Virginia	22	8	0	.733	14-2	8-6	50	12	0	.806	36-5	12-6	2-1	9-6	L2
Virginia Tech	15	14	0	.517	7-7	8-7	40	22	0	.645	19-11	13-9	8-2	7-8	L1
Georgia Tech	15	15	0	.500	9-6	6-9	37	27	0	.578	23-11	11-12	3-4	8-7	L1
Miami	14	16	0	.467	8-7	6-9	37	25	0	.597	26-9	9-13	2-3	7-8	L2
Duke	9	21	0	.300	6-9	3-12	26	29	0	.473	18-13	8-16	0-0	4-11	L3



2013 COLLEGE WORLD SERIES

June 15-25/26

TD Ameritrade Park Omaha; Omaha, Neb.

Saturday, June 15

Game 1, 3 p.m. - (V) Mississippi State (48-18) vs. (H) No. 3 Oregon State (50-11); ESPN/ESPN3

Game 2, 8 p.m. - (V) Indiana (48-18) vs. (H) Louisville (51-12); ESPN/ESPN3

Sunday, June 16

Game 3, 3 p.m. - (V) NC State (49-17) vs. (H) North Carolina (57-10); ESPN2/ESPN3

Game 4, 8 p.m. - (V) UCLA (44-17) vs. (H) No. 4 LSU (57-9); ESPN2/ESPN3

Monday, June 17

Game 5, 3 p.m. - Loser Game 1 vs. Loser Game 2, ESPN2/ESPN3

Game 6, 8 p.m. - Winner Game 1 vs. Winner Game 2; ESPN2/ESPN3

Tuesday, June 18

Game 7, 3 p.m. - Loser Game 3 vs. Loser Game 4; ESPN/ESPN3

Game 8; 8 p.m. - Winner Game 3 vs. Winner Game 4; ESPN/ESPN3

(Please see back page of this release for the complete 2013 College World Series bracket)

BY THE NUMBERS

.768 - ACC teams' winning percentage in nonconference games this season (262-79), including a 23-14 mark during NCAA postseason play.

1 - College World Series titles by ACC teams (Wake Forest, 1955). Miami claimed four CWS championships prior to beginning competition as an ACC member in 2005.

2 - NC State is making its second appearance in the College World Series and its first since 1968.

6 - North Carolina is back in the College World Series for the sixth time in eight years and the ninth time overall.

17 - Number of ACC teams that have earned College World Series berths over the past eight seasons (2006-2013). The conference placed at least one team in the eight-team field each year and sent multiple teams to Omaha in 2006, 2008, 2009, 2010, 2011 and 2013.

17 - Combined College World Series wins by North Carolina and NC State in their previous trips to Omaha. UNC owns a 15-19 mark in its previous nine CWS appearances, while NC State posted a 2-2 mark in 1968.

22 - Consecutive years in which the ACC has had at least one player taken in the first round of the Major League Baseball Draft. North Carolina's Colin Moran was selected by the Miami Marlins this year as the sixth overall pick.

23 - Wins thus far by ACC teams in NCAA postseason play. This marks the eighth consecutive season that ACC teams have won at least 18 games in postseason.

88 - Nation-leading number of RBIs by North Carolina third baseman Colin Moran heading into the 2013 College Worlds Series.

305 - Career strikeouts by NC State sophomore pitcher Carlos Rondon, good for second on the school career list and 81 short of the Wolfpack career held by Terry Harvey (1992-95).

ACColades

No. 1 national seed North Carolina and NC State will represent the Atlantic Coast Conference in the 67th College World Series ... The neighboring rivals will travel nearly 1,300 miles to open with a head-to-head meeting on Sunday at 3 p.m. Eastern time at TD Ameritrade Park Omaha ... The teams split a pair of regular-season meetings, and UNC claimed a 2-1 win in 18 innings in the ACC Championship on May 25 ... This marks the ninth time multiple ACC teams have punched tickets to Omaha, including six times in the last eight years ... NC State owns a 7-1 record in 2013 postseason games (ACC, NCAA Regional, NCAA Super Regional) and is 5-0 in NCAA contests ... ACC champion North Carolina stands 9-2 thus far in postseason play (4-0 record in the ACC Championship, 3-1 in Regional play and 2-1 vs. South Carolina in the Super Regional) ... Twelve ACC players have been named to at least one All-America team so far this season, including UNC third baseman Colin Moran, first baseman Cody Stubbs and starting pitcher Kent Emanuel, and NC State starting pitcher Carlos Rondon and shortstop Trea Turner.

2013 ACC Baseball

2013 All-ACC Baseball Team

First Team

Zane Evans.....Jr. C..... Georgia Tech
 Cody Stubbs Sr. 1B..... North Carolina
 Reed Gragnani Sr. 2B..... Virginia
 Colin MoranJr. 3B. North Carolina **
 Chad PinderJr. 3B..... Virginia Tech
 Trea Turner So..... SS..... NC State**
 Mike Papi So..... OF..... Virginia
 Daniel PalkaJr. OF.... Georgia Tech**
 Tyler HoranJr. OF..... Virginia Tech
 Nick Howard So.DH/Util. Virginia
 Scott Sitz..... Sr. SP..... Florida State
 Buck Farmer..... Sr. SP. Georgia Tech ***
 Bryan Radziewski.....Jr. SP..... Miami
 Kent Emanuel.....Jr. SP.. North Carolina**
 Carlos Rodon So..... SP..... NC State**
 Kyle Crockett.....Jr. RP..... Virginia

Second Team

Stephen McGee.....Jr. C..... Florida State
 Tarran Senay..... Sr. 1B..... NC State
 Steve WilkersonJr. 2B..... Clemson**
 Andy Perez..... So. 2B..... Duke
 Jordan Betts.....Jr. 3B..... Duke
 Branden Cogswell ... So..... SS..... Virginia
 DJ Stewart Fr. OF..... Florida State
 Kyle WrenJr. OF.... Georgia Tech**
 Charlie White..... So..... OF..... Maryland
 Skye Bolt..... Fr. OF..... North Carolina
 Joe McCarthy..... Fr. OF..... Virginia
 Shane KennedyJr.DH/Util. Clemson
 Daniel Gossett..... So..... SP..... Clemson
 Luke Weaver So..... SP..... Florida State
 Jimmy Reed Sr. SP..... Maryland
 Trent Thornton.....Fr.RP..... North Carolina

PLAYER OF THE YEAR

Colin Moran, North Carolina

PITCHER OF THE YEAR

Kent Emanuel, North Carolina

FRESHMAN OF THE YEAR


Joe McCarthy, Virginia

COACH OF THE YEAR

Brian O'Connor, Virginia

** - Two-time first- or second-team selection

*** - Three time first- or second-team selection



2013 ACC Baseball Championship ACC Champion: North Carolina

**May 22-26 - Durham Bulls Athletic Park
Durham, N.C.**

Wednesday, May 22

#8 Georgia Tech 4, #1 Florida State 3
 #6 Virginia Tech 10, #3 Virginia 1
 #4 NC State 6, #5 Clemson 3

Thursday, May 23

Virginia 8, Georgia Tech 2
 #1 North Carolina 10, #8 Miami 0
 Virginia Tech 3, Florida State 2

Friday, May 24

NC State 7, Miami 1
 Virginia Tech 3, Georgia Tech 2
 North Carolina 12, Clemson 7 (14 innings)

Saturday, May 25

Virginia 7, Florida State 4 (12 innings)
 Miami 7, Clemson 0
 North Carolina 2, NC State 1 (18 innings)

Sunday, May 26

Championship
 North Carolina 4, Virginia Tech 1

2013 ACC Baseball Championship All-Tournament Team

C - Garrett Boulware, Clemson
 1B - Cody Stubbs, North Carolina (MVP)
 2B - Reed Gragnani, Virginia
 3B - Sam Dove, Georgia Tech
 SS - Chad Pinder, Virginia Tech
 OF - D.J. Stewart, Florida State
 OF - Chaz Frank, North Carolina
 OF - Bryan Adamez, NC State
 UT/DH - Mark Zagunis, Virginia Tech
 P - Carlos Rodon, NC State
 P - Kent Emanuel, North Carolina

ACC Postseason Notes ...

Bringing in the crowds

The crowd of 11,329 for the Saturday night North Carolina-NC State game on May 25 was the largest in the 40-year history of the ACC Baseball Championship. The crowd of 8,697 for Sunday's North Carolina-Virginia Tech matchup was the third-largest in ACC Championship history and the largest to view a title game. The top single-game crowd in ACC Championship history:

2013 (Durham, N.C.; UNC vs. NC State) – 11,392
2012 (Greensboro, N.C.; UNC vs. NC State) – 10,229
2013 (Durham, N.C.; UNC vs. Virginia Tech) – 8,697
1989 (Greenville, S.C.; Clemson vs. UNC) – 8,503
1992 (Greenville, S.C.; Clemson vs. NC State) – 7,122
1991 (Greenville, S.C.; Clemson vs. Ga. Tech) – 7,113
2009 (Durham, N.C.; Clemson vs. UNC) – 6,956
1994 (Greenville, S.C.; Clemson vs. Fla. State) – 6,658
1993 (Greenville, S.C.; Clemson vs. NC State) – 6,450
2009 (Durham, N.C.; Virginia vs. Ga. Tech) – 6,319
2010 (Greensboro, N.C.; FSU vs. NC State) – 6,274
2005 (Jacksonville, Fla.; Ga. Tech vs. Virginia) – 6,251

Total attendance of 58,454 for the 2013 ACC Baseball Championship at Durham Bulls Athletic Park was the fourth-highest in the 40-year history of the event. The tournament's nine most attended all-time:

2006 (Jacksonville, Fla.)73,251
2005 (Jacksonville, Fla.)66,475
2007 (Jacksonville, Fla.)59,325
2013 (Durham, N.C.).....58,454
2008 (Jacksonville, Fla.)55,970
2012 (Greensboro, N.C.)52,926
2010 (Greensboro, N.C.)50,266
1992 (Greenville, S.C.)43,675
2011 (Durham, N.C.)43,180

Marathon Men

North Carolina's route to the ACC Championship included a 14-inning win over Clemson on May 24/25 and an 18-inning win over NC State on May 25/26. The latter game was the longest in tournament history, both in terms of number of innings and in time duration (6:03). The UNC-Clemson game tied for the third-longest in tournament history. NC State followed up by outlasting Rice, 5-4, in 17 innings in the decisive Raleigh Super Regional game on June 9. That game set the record for the longest NCAA Super Regional contest.

NCAA streaks extended

Miami made the NCAA postseason field for the 41st consecutive year, extending its own record. Florida State is making its 36th straight appearance, second all-time. Those are the nation's two current longest streaks.

2013 ACC Baseball

The ACC in the 2013 NCAA Division I Baseball Championship

NCAA REGIONALS

Friday, May 31-Monday, June 3

(All Regionals were four-team double elimination tournaments)

Blacksburg Regional hosted by Virginia Tech

Friday's results

Connecticut 5, Virginia Tech 2
Oklahoma 7, Coastal Carolina 3

Saturday's results

Virginia Tech 9, Coastal Carolina 1 (#3 Coastal Carolina eliminated)

Oklahoma 5, Connecticut 3

Sunday's results

#1 Virginia Tech 3, #4 Connecticut 1 (Connecticut eliminated)

#2 Oklahoma 10, vs. Virginia Tech 4
(Virginia Tech ends season at 40-21)

Chapel Hill Regional hosted by North Carolina

Friday's results

North Carolina 6, Canisius 3
Towson 7, Florida Atlantic 2

Saturday's results

North Carolina 8, Towson 5
Florida Atlantic 14, Canisius 6 (#4 Canisius eliminated)

Sunday's results

#2 Florida Atlantic 6, #3 Towson 5 (Towson eliminated)
Florida Atlantic 3, #1 North Carolina 2

Monday's game

North Carolina 12, Florida Atlantic 11 (13 innings)
(North Carolina (55-9) advances to Super Regional)

Charlottesville Regional hosted by Virginia

Friday's results

Virginia 2, Army 1
Elon 10, UNC Wilmington 7

Saturday's results

Virginia 2, Elon 0
UNC Wilmington 9, Army 5 (#4 Army eliminated)

Sunday's results

#3 Elon 6, #2 UNC Wilmington 4 (UNC Wilmington eliminated)

#1 Virginia 11, Elon 3
(Virginia (50-10) advances to Super Regional)

Columbia Regional hosted by South Carolina

Friday's results

Liberty 8, Clemson 3
South Carolina 7, Saint Louis 3

Saturday's results

Clemson 10, Saint Louis 2 (#4 Saint Louis eliminated)
South Carolina 19, Liberty 3

Sunday's results

#3 Liberty 3, #2 Clemson 1
(Clemson ends season at 40-22)

Louisville Regional hosted by Louisville

Friday's results

Miami 7, Oklahoma State 0
Louisville 8, Bowling Green 3

Saturday's results

Louisville 6, Miami 4
Oklahoma State 7, Bowling Green 3 (#4 Bowling Green eliminated)

Sunday's games

#3 Oklahoma State 7, #2 Miami 1
(Miami ends season at 37-25)

Nashville Regional hosted by Vanderbilt

Friday's results

Illinois 6, Georgia Tech 4
Vanderbilt 9, East Tennessee State 1

Saturday's results

Georgia Tech 5, East Tennessee State 1 (#4 ETSU eliminated)
Vanderbilt 10, Illinois 4

Sunday's results

#2 Georgia Tech 6, #3 Illinois 3 (Illinois eliminated)
Georgia Tech 5, #1 Vanderbilt 0

Monday's result

Vanderbilt 7, Georgia Tech 1
(Georgia Tech's season ends at 37-27)

Raleigh Regional hosted by NC State

Friday's results

NC State 4, Binghamton 1
William & Mary 4, Ole Miss 2

Saturday's results

NC State 1, William & Mary 0
Ole Miss 8, Binghamton 4 (#4 Binghamton eliminated)

Sunday's results

#3 William & Mary 4, Ole Miss 1 (Ole Miss eliminated)
#1 NC State 9, William & Mary 2
(NC State (47-14) advances to Super Regional)

Tallahassee Regional hosted by Florida State

Friday's results

Florida State 10, Savannah State 0
Troy 5, Alabama 2

Saturday's results

Florida State 11, Troy 0
Alabama 3, Savannah State 2 (#4 Savannah State eliminated)

Sunday's results

#3 Troy 9, #2 Alabama 8 (Alabama eliminated)
#1 Florida State 11, Troy 4
(Florida State (47-15) advances to Super Regional)

NCAA SUPER REGIONALS

Saturday, June 8-Tuesday, June 11

(All Super Regionals were best-of-three series)

South Carolina at No. 1 North Carolina

Saturday – North Carolina 6, South Carolina
Sunday – South Carolina 8, North Carolina 0
Monday – North Carolina 5, South Carolina 4
(North Carolina (57-10) advances to College World Series)

Rice at NC State

Saturday - NC State 4, Rice 3
Sunday – NC State 5, Rice 4 (17 innings)
(NC State (49-14) advances to College World Series)

Indiana at No. 7 Florida State

Saturday – Indiana 10, Florida State 9
Sunday – Indiana 11, Florida State 6
(Florida State ends season at 47-17))

Mississippi St. at No. 6 Virginia

Saturday – Mississippi State 11, Virginia 6
Sunday – Mississippi State 6, Virginia 5 (game suspended in 7th inning Sunday and completed on Monday)
(Virginia ends season at 50-12)

67th COLLEGE WORLD SERIES

Omaha, Nebraska

Saturday, June 15-Tue./Wed., June 25/26

Saturday, June 15

Game 1 – 3 p.m. (ESPN2/ESPN3)

(V) Mississippi State (48-18) vs. (H) No. 3 Oregon State (50-11)

Game 2 – 8 p.m. (ESPN/ESPN3)

(V) Indiana (48-18) vs. (H) Louisville (51-12)

Sunday, June 16

Game 3 – 3 p.m. (ESPN2/ESPN3)

(V) NC State (49-17) vs. (H) No. 1 North Carolina (57-10)

Game 4 – 8 p.m. (ESPN2/ESPN3)

(V) UCLA (44-17) vs. (H) No. 4 LSU (57-9)

Monday, June 17

Game 5 – 3 p.m. (ESPN2/ESPN3)

Loser Game 1 vs. Loser Game 2

Game 6 – 8 p.m. (ESPN2/ESPN3)

Winner Game 1 vs. Winner Game 2

Tuesday, June 18

Game 7 – 3 p.m. (ESPN/ESPN3)

Loser Game 3 vs. Loser Game 4

Game 8 – 8 p.m. (ESPN/ESPN3)

Winner Game 3 vs. Winner Game 4

Wednesday, June 19

Game 9 – 8 p.m. (ESPN/ESPN3)

Winner Game 5 vs. Loser Game 6

Thursday, June 20

Game 10 – 8 p.m. (ESPN/ESPN3)

Winner Game 7 vs. Loser Game 8

Friday, June 21

Game 11 – 3 p.m. (ESPN/ESPN3)

Winner Game 9 vs. Winner Game 6

Game 12 – 8 p.m. (ESPN/ESPN3)

Winner Game 10 vs. Winner Game 8

Saturday, June 22

Game 13 – 3 p.m. (ESPN2/ESPN3) or 8 p.m. (ESPN/ESPN3)

Game 13 will be necessary if the winner of Game 9 also wins Game 11. If it is the only game scheduled for that day, the game will start at 8:30 p.m.

Game 14 – 8:30 p.m. (ESPN/ESPN3)

Game 14 will be necessary if the winner of Game 10 also wins Game 12. If it is the only game scheduled for that day, the game will start at 8:30 p.m.

Sunday, June 23

No games scheduled

MEN'S COLLEGE WORLD SERIES FINALS

Monday, June 24

Game 1 – 8 p.m. (ESPN/ESPN3)

Bracket One Winner vs. Bracket Two Winner

Tuesday, June 25

Game 2 – 8 p.m. (ESPN/ESPN3)

Bracket One Winner vs. Bracket Two Winner

Wednesday, June 26

Game 3 – 8 p.m. (ESPN/ESPN3)

Bracket One Winner vs. Bracket Two Winner
(If necessary)

2013 ACC Baseball

AROUND THE ACC

Boston College

The Eagles finished their season at 12-40 overall, 4-25 in ACC play ... Boston College win six of its last 12 games and four of the six losses were by two runs or less ... The Eagles were 1-4 in extra innings this season ... Catcher Matt Pare', who was named to the Lowe's Senior CLASS Award watch list early in the season, finished as the Eagles' leader in both home runs (4) and RBIs (21) ... John Gorman, who made five starts and 15 more appearances out of the bullpen, led the Eagles with three wins on the mound ... Hunter Gordon's 2.67 ERA led the team and ranked 11th among qualifying Atlantic Coast Conference pitchers.



Georgia Tech

Georgia Tech closed out its season at 37-27 and won three Regional games after earning its 29th all-time berth in the NCAA Tournament ... Senior pitcher Buck Farmer finished the season with a 2.78 ERA and 122 strikeouts and 100 hits yielded in 113.1 innings ... Farmer completed his Tech career ranked third all-time on the school's list in strikeouts (387), tied for third in wins (33) and 14th in ERA (3.12) ... Farmer's 122 strikeouts this season is ranked tied for 12th at Tech and is the most in a single-season by a Jacket since Cory Vance's 123 in 2000 ... Senior outfielder Brandon Thomas earned third-team Academic All-America honors.



NC State

The Wolfpack (49-14) has reached the College World Series for the second time and the first time since 1968 ... NC State owns a 5-0 record in NCAA postseason play thus far, sweeping three games in the Raleigh Regional and sweeping Rice with a pair of one-run decisions (the latter in 17 innings) in Super Regional play ... All-America pitcher Carlos Rodon now holds the No. 2 spot on NC State's all-time strikeouts list with 305 ... Rodon has struck out at least eight batters in 16 of his 17 starts this season and has posted double-digit strikeouts seven times in his last 11 starts ... Sophomore Trea Turner leads all active ACC players in career stolen bases with 88.



Clemson

Clemson (40-22) finished with at least 40 wins for the 16th time in head coach Jack Leggett's 20-year tenure at the school ... Clemson earned a spot in NCAA postseason play for the 38th year, which ranks fifth all-time ... The Tigers have had a winning record every year since 1965 ... That 49-year streak ranks third nationally behind fellow ACC programs Miami (66 years) and Florida State (56 years) ... Clemson's streak of winning seasons spans just two head coaches, Bill Wilhelm (29 seasons) and Leggett (20 seasons) ... Thirty of Clemson's 62 games this season (48.4 percent) were against teams that made the 2013 NCAA Tournament field.



Maryland

Maryland finished with a 30-25 overall record and a 11-19 mark in ACC play in head coach John Szeftc's first season ... The Terps' RPI ranks 37th nationally, and they played the nation's 20th strongest schedule according to independent analyst Warren Nolan ... The Terps faced seven teams currently ranked in the Baseball America Top 25 including five in the top 11 (No. 2 LSU, No. 5 North Carolina, No. 6 Virginia, No. 7 NC State and No. 11 Florida State) ... ACC stolen base leader Charlie White earned second-team All-ACC honors in voting by the league's 12 head coaches, as did senior left-handed starting pitcher Jimmy Reed.



Virginia

Virginia (50-12) competed in its 10th-consecutive NCAA Tournament and its 13th overall ... The Cavaliers have won at least 40 games eight times in 10 seasons under four-time ACC Coach of the Year Brian O'Connor, and are one of eight programs to play in each of the last 10 NCAA Tournaments ... The Cavaliers' No. 6 seed for this year's NCAA Tournament marked the third national seed in program history ... Three Virginia players were taken in this year's Major League Baseball Draft, led by closer Kyle Crockett ... Crockett, an All-ACC first teamer and the MVP of this year's Charlottesville Regional, was taken in the fourth round by the Cleveland Indians.



Duke

First-year head coach Chris Pollard's initial rebuilding year saw the Blue Devils finish at 26-29 overall, 9-21 in ACC play ... Duke will return 25 of 29 letter winners in 2014, including 11 pitchers ... Leadoff hitter Andy Perez finished the season with a team-best .316 batting average ... Perez also led the Blue Devils in stolen bases with 18 ... Perez (second base) and Jordan Betts (third base) both earned second-team All-ACC honors in voting by the league's 12 head coaches ... Betts and Perez are the first Duke position players to earn All-ACC honors since first baseman Nate Freiman and outfielder Jeremy Gould were both voted to the second team in 2009.



Miami

With their selection to the Louisville Regional, the Hurricanes (37-25) extended their collegiate baseball record to 41 straight years in the postseason ... The streak ranks first nationally, and Miami's 42 total NCAA appearances ranks third ... All-ACC pitcher Bryan Radziewski also received second-team All-America honors from Collegiate Baseball ... Radziewski finished the season with a 9-3 record and 1.78 ERA while striking out 109 batters in 91 innings ... Fellow starter Chris Diaz led the team in ERA at 1.64 while making 16 starts and working 109.2 innings ... Both pitchers rank among the ACC's top four in ERA for the 2013 season.



Virginia Tech

Virginia Tech (40-22) hosted an NCAA Regional for the first time ever following a strong regular-season finish and a runner-up showing in the ACC Championship ... The Hokies won 18 of their last 23 games ... Virginia Tech earned its 10th appearance in the NCAA Championship and its first bid since 2010 ... Individual honors included second-team Collegiate Baseball All-America honors by outfielder Tyler Horan (.342, 11 home runs, 50 RBIs), who became the first Virginia Tech player in 10 years to earn a spot on an All-America first or second team ... This marked the third year in school history that the Hokies posted two NCAA Tournament wins (also 1954 and 2010).



Florida State

Florida State (47-17) made its 36th consecutive appearance in the NCAA Baseball Tournament and 51st overall, including 34 straight appearances under head coach Mike Martin ... The Seminoles have posted an overall record of 177-115 in NCAA Tournament play ... The Seminoles, who earned the No. 7 overall national seed, won their 19th consecutive NCAA Regional game and earned a Super Regional berth for the sixth consecutive season and the 13th time in the program's storied history ... Five FSU players were taken in this year's Major League Baseball Draft, led by catcher Stephen McGee, who went in the ninth round (277th overall) to the Los Angeles Angels.



North Carolina

The ACC Champion Tar Heels (57-10) are the No. 1 national seed for the first time in program history ... UNC is making its sixth College World Series appearance in the last eight years and its 10th overall ... The Tar Heels are 57-29 in NCAA play under head coach Mike Fox ... Third-baseman Colin Moran, a finalist for the Dick Howser and Golden Spikes Awards, enters the College World Series leading the nation with 88 RBIs ... Moran was the sixth overall player chosen in this year's MLB Draft (by the Miami Marlins) ... Pitcher Kent Emanuel (11-3, 2.93) was the first player taken in the third round (by the Houston Astros).



Wake Forest

Wake Forest finished the season at 28-27 overall, its second consecutive winning season under fourth-year head coach Tom Walter ... Evan Stephens led the team and ranked among the ACC leaders in batting with a .358 average ... Pat Blair started all 55 games and led the Demon Deacons in extra base hits with 19 stolen bases in 21 attempts ... Blair also led the ACC and ranked third nationally with 57 walks ... Matt Conway hit .335 for the season and drove in 36 runs, in addition to turning in double duty on the mound ... Conway worked 45.2 innings in 11 appearances, posting a 2-1 record and 4.14 ERA.



ACC in the NCAA Tournament

ACC Composite Records in NCAA Tournament

	NCAA Tournament				College World Series				CWS Finish			
	App	W	L	Pct	App	W	L	Pct	1st	2nd	3rd	4th
Miami	42	178	91	.662	23	47	38	.553	4	2	5	1
Wake Forest	11	37	23	.617	2	7	3	.700	1	1	0	0
Florida State	51	177	115	.606	21	28	42	.400	0	3	3	1
North Carolina	28	94	62	.603	10	15	19	.441	0	2	2	0
Clemson	38	113	85	.571	12	12	24	.333	0	0	3	0
Georgia Tech	29	68	59	.535	3	4	5	.444	0	1	0	0
Virginia	13	33	29	.532	2	3	4	.429	0	0	0	0
Duke	5	11	11	.500	3	3	6	.333	0	0	0	0
Boston College	10	19	21	.475	4	6	8	.429	0	0	1	1
NC State	26	45	52	.464	2	2	2	.500	0	0	1	0
Virginia Tech	10	9	19	.321	0	0	0	.000	0	0	0	0
Maryland	3	1	6	.143	0	0	0	.000	0	0	0	0
All-Time Totals	266	781	569	.579	82	127	151	.457	5	9	15	3
ACC Totals (1954-2013)	180	505	384	.568	41	54	77	.412	1	4	8	1

Year-By-Year Records (1954-2013)

Year	BC	CU	DU	FS	GT	MD	UM	NC	ST	VA	VT	WF	TOT	ACC TOT	ACC PCT
1954	x	0-2	x	x	x	x	x	x	x	x	2-2	x	2-4	0-2	.000
1955	0-1	x	x	x	x	x	x	x	x	x	x	9-2	9-3	9-2	.818
1956	x	x	3-3	1-2	x	x	x	x	x	x	x	x	4-5	3-3	.500
1957	x	x	3-2	3-3	x	x	x	x	x	x	x	x	6-5	3-2	.600
1958	x	5-3	x	1-2	x	x	x	x	x	x	x	x	6-5	5-3	.625
1959	x	4-2	x	2-2	1-2	x	x	x	x	x	x	x	7-6	4-2	.667
1960	3-2	x	x	x	x	x	x	3-2	x	x	x	x	6-4	3-2	.600
1961	5-3	x	3-2	1-2	x	x	x	x	x	x	x	x	9-7	3-2	.600
1962	0-2	x	x	6-3	x	x	x	x	x	x	x	2-2	8-7	2-2	.500
1963	0-2	x	x	4-3	x	x	x	x	x	x	x	3-2	7-7	3-2	.600
1964	x	x	x	x	x	x	x	2-2	x	x	x	x	2-2	2-2	.500
1965	x	x	x	5-3	x	0-2	x	x	x	x	x	x	5-5	0-2	.000
1966	1-1	x	x	3-2	x	x	x	3-3	x	x	x	x	7-6	3-3	.500
1967	5-4	3-2	x	1-2	x	x	x	x	x	x	x	x	9-8	3-2	.600
1968	x	x	x	3-2	x	x	x	x	5-3	x	x	x	8-5	5-3	.625
1969	x	x	x	x	x	x	x	2-2	x	x	1-2	x	3-4	2-2	.500
1970	x	x	x	7-2	x	1-2	x	x	x	x	x	x	8-4	1-2	.333
1971	x	x	x	x	3-2	0-2	1-2	x	x	x	x	x	4-6	0-2	.000
1972	x	x	x	1-2	x	x	x	x	x	2-2	x	x	3-4	2-2	.500
1973	x	x	x	x	x	x	3-2	x	1-2	x	x	x	4-4	1-2	.333
1974	x	x	x	x	x	x	7-3	x	0-2	x	x	x	3-4	0-2	.000
1975	x	0-2	x	3-2	x	x	2-2	x	2-2	x	x	x	7-8	2-4	.333
1976	x	4-2	x	1-2	x	x	1-2	x	x	x	0-2	x	6-8	4-2	.667
1977	x	4-3	x	x	x	x	3-2	x	x	x	0-2	2-2	9-9	6-5	.545
1978	x	1-2	x	0-2	x	x	6-3	5-3	x	x	x	x	12-10	6-5	.545
1979	x	2-2	x	0-2	x	x	3-2	x	x	x	x	x	5-6	2-2	.500
1980	x	3-2	x	3-2	x	x	5-2	x	x	x	x	x	11-6	3-2	.600
1981	x	0-2	x	2-2	x	x	5-2	x	x	x	x	x	7-6	0-2	.000
1982	x	x	x	1-2	x	x	8-0	0-2	x	x	x	x	9-4	0-2	.000
1983	x	x	x	1-2	x	x	2-2	1-2	x	x	x	x	4-6	1-2	.333
1984	x	x	x	0-2	x	x	5-3	1-2	x	x	x	x	6-7	1-2	.333
1985	x	x	x	2-2	3-2	x	8-2	x	x	1-2	x	x	14-8	4-4	.500
1986	x	x	x	7-2	3-2	x	7-2	x	0-2	x	x	x	17-8	3-4	.429
1987	x	3-2	x	5-3	0-2	x	0-2	x	0-2	x	x	x	8-11	3-6	.333
1988	x	2-2	x	2-2	2-2	x	5-2	x	1-2	x	x	x	12-10	5-6	.455
1989	x	3-2	x	6-2	1-2	x	5-3	4-3	x	x	x	x	19-12	8-7	.533
1990	x	1-2	x	4-2	0-2	x	3-2	2-2	2-2	x	x	x	12-12	5-8	.385
1991	x	4-2	x	4-2	2-2	x	1-2	x	3-2	x	x	x	14-10	9-6	.600
1992	x	1-2	x	6-3	2-2	x	6-3	x	1-2	x	x	x	16-12	10-9	.526
1993	x	2-2	x	2-2	2-2	x	0-2	3-2	2-2	x	x	x	11-12	11-10	.524
1994	x	2-2	x	5-2	7-2	x	5-2	x	2-2	x	0-2	x	21-12	16-8	.667
1995	x	4-2	x	5-2	0-2	x	6-3	2-2	x	x	x	x	17-11	11-8	.579
1996	x	6-2	x	5-2	3-2	x	7-2	x	0-2	3-2	x	x	24-12	17-10	.630
1997	x	1-2	x	4-2	2-2	x	7-3	x	2-2	x	1-2	x	17-13	9-8	.529
1998	x	1-2	x	4-2	3-2	x	5-3	3-2	2-2	x	x	2-2	20-15	15-12	.556
1999	x	5-3	x	9-2	x	x	9-0	1-2	0-2	x	1-2	3-3	28-14	18-12	.600
2000	x	6-2	x	8-4	3-2	x	4-2	2-2	x	x	0-2	2-2	25-16	21-12	.636
2001	x	3-2	x	4-2	0-2	x	9-0	x	x	x	x	3-2	19-8	10-8	.556
2002	x	7-3	x	4-2	6-2	x	4-3	3-2	x	x	x	3-2	27-14	23-11	.676
2003	x	1-2	x	4-3	0-2	x	6-3	3-2	3-2	x	x	x	17-14	11-11	.500
2004	x	3-2	x	3-3	3-2	x	6-2	2-2	1-2	2-2	x	x	20-15	14-13	.519
2005	x	4-2	x	3-2	3-3	x	3-2	1-2	1-2	0-2	x	x	15-15	15-15	.500
2006	x	6-2	x	2-2	5-2	x	6-3	9-2	2-2	1-2	x	x	31-15	31-15	.674
2007	x	3-2	x	1-2	x	x	1-2	9-4	1-2	2-2	x	1-2	19-16	19-16	.576
2008	x	x	x	6-4	2-2	x	6-3	8-2	4-2	1-2	x	x	27-15	27-15	.643
2009	1-2	4-3	x	3-2	3-2	x	2-2	6-2	x	6-3	x	x	25-16	25-16	.610
2010	x	7-4	x	6-3	2-2	x	3-3	2-2	0-2	4-3	2-2	x	26-21	26-21	.553
2011	x	2-2	x	4-2	2-2	x	2-2	6-2	1-2	7-3	x	x	24-15	24-15	.615
2012	x	2-2	x	7-2	2-2	x	0-2	2-2	4-3	1-2	x	x	18-15	18-15	.545
2013	x	1-2	x	3-2	3-2	x	1-2	5-2	5-0	3-2	2-2	x	23-14	23-14	.622

BOLD denotes CWS participant; **BOLD Italics** denotes NCAA Champion; Below underline denotes member of ACC

ACC POSTSEASON HIGHLIGHTS...

- The conference set a league record for the most teams to make it to the 2006 College World Series (4) in 2006, and the league also set a record for the most wins with 31. The 2008 season rivaled that, as three ACC teams reached the CWS and the league's six representatives in the NCAA Tournament collected 27 wins.
- The ACC also posted 20 or more wins in postseason play in 2013 (23), 2010 (26), 2009 (25), 2011 (24), 2002 (23) and in 2000 (21).
- The 1955 Wake Forest team won the ACC's lone NCAA Baseball Championship to date, posting an overall tournament record of 9-2 (.818).
- Miami owns four College World Series titles, each of which came prior to the Hurricanes joining in the ACC in 2005. ACC member schools own a collective nine CWS runner-up appearances.

Year-By-Year Participation (1954-2013)

YR.	NO.	TEAMS
1954	1	Clem. (VT)
1955	1	WF* (BC)
1956	1	Duke (FSU)
1957	1	Duke (FSU)
1958	1	Clem. (FSU)
1959	1	Clem. (FSU, GaT)
1960	1	UNC (BC)
1961	1	Duke (BC, FSU)
1962	1	WF (BC, FSU)
1963	1	WF (BC, FSU)
1964	1	UNC
1965	1	Md. (FSU)
1966	1	UNC (BC, FSU)
1967	1	Clem. (BC, FSU)
1968	1	NCS (FSU)
1969	1	UNC (VT)
1970	1	Md. (FSU)
1971	1	Md. (GaT, UM)
1972	1	UVa (FSU)
1973	1	NCS (UM)
1974	1	NCS (UM)
1975	2	Clem., NCS (FSU, UM)
1976	1	Clem. (FSU, UM, VT)
1977	2	Clem., WF (UM, VT)
1978	2	Clem., UNC (FSU, UM)
1979	1	Clem. (FSU, UM)
1980	1	Clem. (FSU, UM)
1981	1	Clem. (FSU, UM)
1982	1	UNC (FSU, UM*)
1983	1	UNC (FSU, UM)
1984	1	UNC (FSU, UM)
1985	2	GaT, UVa (FSU, UM*)
1986	2	GaT, NCS (FSU, UM)
1987	3	Clem., GaT, NCS (FSU, UM)
1988	3	Clem., GaT, NCS (FSU, UM)
1989	3	Clem., UNC (FSU, UM)
1990	4	Clem., GaT, UNC, NCS (FSU, UM)
1991	3	Clem., GaT, NCS (FSU, UM)
1992	4	Clem., FSU, GaT, NCS (UM)
1993	5	Clem., FSU, GaT, UNC, NCS (UM)
1994	4	Clem., FSU, GaT, NCS (UM, VT)
1995	4	Clem., FSU, GaT, UNC (VT)
1996	5	Clem., FSU, GaT, NCS, UVa (UM)
1997	4	Clem., FSU, GaT, NCS (UM, VT)
1998	6	Clem., FSU, GaT, UNC, NCS, WF (UM)
1999	5	Clem., FSU, UNC, NCS, WF (UM*, VT)
2000	5	Clem., FSU, GaT, UNC, WF (UM, VT)
2001	4	Clem., FSU, GaT, WF (UM*)
2002	5	Clem., FSU, GaT, UNC, WF (UM)
2003	5	Clem., FSU, GaT, UNC, NCS (UM)
2004	6	Clem., FSU, GaT, UNC, NCS, UVa (UM)
2005	7	Clem., FSU, GaT, UM, UNC, NCS, UVa
2006	7	Clem., FSU, GaT, UM, UNC, NCS, UVa
2007	7	Clem., FSU, UM, UNC, NCS, UVa, WF
2008	6	FSU, GaT, UM, UNC, NCS, UVa
2009	7	BC, Clem., FSU, GaT, UM, UNC, UVa
2010	8	Clem., FSU, GaT, UM, UNC, NCS, UVa, VT
2011	7	Clem., FSU, GaT, UM, UNC, NCS, UVa
2012	7	Clem., FSU, GaT, UM, UNC, NCS, UVa
2013	8	Clem., FSU, GaT, UM, UNC, NCS, UVa, VT

Teams in parentheses denotes NCAA appearances prior to joining the ACC; Bold denotes CWS participant; *denotes National Champion



ACC in the College World Series

ALL-TIME RESULTS COLLEGE WORLD SERIES (1947-2012)

Boston College CWS Record: 6-8, 4 yrs

1953: 2-2 Record
 Boston College d. Houston..... 4-1
 Michigan d. Boston College..... 6-2
 Boston College d. Duke..... 7-6 (11)
 Lafayette d. Boston College..... 2-1 (12)

1960: 1-2 Record
 Boston College d. Northern Colorado..... 8-3
 Southern Cal d. Boston College..... 5-2
 Oklahoma State d. Boston College..... 1-0

1961: 2-2 Record
 Boston College d. Western Michigan..... 3-2
 Southern Cal d. Boston College..... 10-3
 Boston College d. Duke..... 4-3
 Southern Cal d. Boston College..... 4-3 (10)

1967: 1-2 Record
 Boston College d. Rider..... 3-1
 Arizona State d. Boston College..... 8-1
 Houston d. Boston College..... 3-2 (13)

CLEMSON TIGERS CWS Record: 12-24, 12 yrs

1958: 1-2 Record
 Clemson d. Arizona..... 4-1
 Holy Cross d. Clemson..... 17-4
 Western Michigan d. Clemson..... 5-3

1959: 1-2 Record
 Arizona d. Clemson..... 3-2 (12)
 Clemson d. Northern Colorado..... 7-1
 Penn State d. Clemson..... 7-0

1976: 1-2 Record
 Clemson d. Auburn..... 9-4
 Eastern Michigan d. Clemson..... 3-2 (10)
 Arizona d. Clemson..... 10-6

1977: 1-2 Record
 Arizona State d. Clemson..... 10-7
 Clemson d. Temple..... 13-4
 Cal St. Los Angeles d. Clemson..... 1-0

1980: 0-2 Record
 Miami d. Clemson..... 13-5
 California d. Clemson..... 6-4

1991: 0-2 Record
 Creighton d. Clemson..... 8-4
 Long Beach State d. Clemson..... 12-11

1995: 0-2 Record
 Tennessee d. Clemson..... 3-1
 Stanford d. Clemson..... 8-3

1996: 2-2 Record
 Miami d. Clemson..... 7-3
 Clemson d. Oklahoma State..... 8-5 (10)
 Clemson d. Alabama..... 14-13
 Miami d. Clemson..... 14-5

2000: 1-2 Record
 Clemson d. San Jose State..... 10-6
 Stanford d. Clemson..... 10-4
 Louisiana-Lafayette d. Clemson..... 5-4

2002: 2-2 Record
 Clemson d. Nebraska..... 11-10
 Clemson d. Georgia Tech..... 9-7
 South Carolina d. Clemson..... 12-4
 South Carolina d. Clemson..... 10-2

2006: 1-2 Record
 Clemson d. Georgia Tech..... 8-4
 North Carolina d. Clemson..... 2-0
 Cal St. Fullerton d. Clemson..... 7-6

2010: 2-2 Record
 Clemson d. Arizona State..... 6-3
 Clemson d. Oklahoma..... 6-4
 South Carolina d. Clemson..... 5-1
 South Carolina d. Clemson..... 4-3

DUKE BLUE DEVILS CWS Record: 3-6, 3 yrs

1952: 1-2 Record
 Duke d. Oregon State..... 18-7
 Penn State d. Duke..... 12-7
 Western Michigan d. Duke..... 5-1

1953: 1-2 Record
 Texas d. Duke..... 2-1
 Duke d. Colorado State..... 3-2
 Boston College d. Duke..... 7-6 (11)

1961: 1-2 Record
 Oklahoma State d. Duke..... 3-2
 Duke d. Colorado State..... 15-3
 Boston College d. Duke..... 4-3

FLORIDA STATE SEMINOLES CWS Record: 28-42, 21 yrs

1957: 0-2 Record
 Penn State d. Florida State..... 7-0
 Connecticut d. Florida State..... 5-3

1962: 2-2 Record
 Florida State d. Santa Clara..... 5-1
 Florida State d. Ithaca..... 5-4
 Michigan d. Florida State..... 10-7
 Santa Clara d. Florida State..... 11-6

1963: 1-2 Record
 Florida State d. Western Michigan..... 5-2
 Arizona d. Florida State..... 4-3 (11)
 Southern Cal d. Florida State..... 4-3

1965: 1-2 Record
 Ohio State d. Florida State..... 2-1
 Florida State d. Texas..... 3-2
 St. Louis d. Florida State..... 5-3

1970: 4-2 Record
 Florida State d. Arizona..... 4-0
 Florida State d. Dartmouth..... 6-0
 Texas d. Florida State..... 5-1
 Florida State d. Ohio..... 2-0
 Florida State d. Texas..... 11-2
Southern Cal d. Florida State..... 2-1 (15)

1975: 0-2 Record
 Eastern Michigan d. Florida State..... 2-1 (10)
 Seton Hall d. Florida State..... 11-0

1980: 0-2 Record
 Hawaii d. Florida State..... 7-6
 Arizona d. Florida State..... 5-3

1986: 4-2 Record
 Florida State d. Indiana State..... 5-3
 Florida State d. Miami..... 7-2
 Arizona d. Florida State..... 9-5
 Florida State d. Oklahoma State..... 6-5
 Florida State d. Miami..... 4-3
Arizona d. Florida State..... 10-2

1987: 1-2 Record
 LSU d. Florida State..... 6-2 (10)
 Florida State d. Arizona State..... 3-0
 Texas d. Florida State..... 6-4 (10)

1989: 2-2 Record
 Florida State d. North Carolina..... 4-2
 Florida State d. Wichita State..... 4-2
 Wichita State d. Florida State..... 7-4
 Wichita State d. Florida State..... 12-9

1991: 0-2 Record
 Fresno State d. Florida State..... 6-3
 Florida d. Florida State..... 5-0

1992: 1-2 Record
 Cal St. Fullerton d. Florida State..... 7-2
 Florida State d. California..... 5-4
 Cal St. Fullerton d. Florida State..... 6-0

1994: 1-2 Record
 Florida State d. LSU..... 6-3
 Georgia Tech d. Florida State..... 12-4 (10)
 Cal St. Fullerton d. Florida State..... 10-3

1995: 1-2 Record
 Florida State d. Oklahoma..... 3-2
 Miami d. Florida State..... 4-2
 Southern Cal d. Florida State..... 16-11

1996: 1-2 Record
 Florida d. Florida State..... 5-2

Florida State d. Wichita State..... 8-4
 Florida d. Florida State..... 6-3

1998: 0-2 Record
 Arizona State d. Florida State..... 11-10
 Long Beach State d. Florida State..... 7-4

1999: 4-2 Record
 Florida State d. Texas A&M..... 7-3
 Stanford d. Florida State..... 10-6
 Florida State d. Cal St. Fullerton..... 7-2
 Florida State d. Stanford..... 8-6
 Florida State d. Stanford..... 14-11 (13)
Miami d. Florida State..... 6-5

2000: 2-2 Record
 Southern Cal d. Florida State..... 6-4
 Florida State d. Texas..... 6-2
 Florida State d. Southern Cal..... 3-2
 LSU d. Florida State..... 6-3

2008: 0-2 Record
 Stanford d. Florida State..... 16-5
 Miami d. Florida State..... 7-5

2010: 1-2 Record
 TCU d. Florida State..... 8-1
 Florida State d. Florida..... 8-5
 TCU d. Florida State..... 11-7

2012: 2-2 Record
 Arizona def. Florida State..... 4-3 (12)
 Florida State def. Stony Brook..... 12-2
 Florida State def. UCLA..... 4-1
 Arizona def. Florida State..... 10-3

GEORGIA TECH YELLOW JACKETS CWS Record: 4-5, 3 yrs

1994: 3-1 Record
 Georgia Tech d. Cal St. Fullerton..... 2-0
 Georgia Tech d. Florida State..... 12-4 (10)
 Georgia Tech d. Cal St. Fullerton..... 3-2 (12)
Oklahoma d. Georgia Tech..... 13-5

2002: 1-2 Record
 Georgia Tech d. South Carolina..... 11-0
 Clemson d. Georgia Tech..... 9-7
 South Carolina d. Georgia Tech..... 9-5

2006: 0-2 Record
 Clemson d. Georgia Tech..... 8-4
 Cal St. Fullerton d. Georgia Tech..... 7-5

MIAMI HURRICANES CWS Record: 47-38, 23 yrs

1974: 3-2 Record
 Miami d. Harvard..... 4-1
 Miami d. Oklahoma..... 5-1
 Miami d. Southern Cal..... 7-3
 Southern Illinois d. Miami..... 4-3
Southern Cal d. Miami..... 7-3

1978: 2-2 Record
 Southern Cal d. Miami..... 9-3
 Miami d. Baylor..... 12-1
 Miami d. Oral Roberts..... 5-3
 Arizona State d. Miami..... 11-3

1979: 0-2 Record
 Arizona d. Miami..... 5-1
 Pepperdine d. Miami..... 9-3

1980: 2-2 Record
 Miami d. Clemson..... 13-5
 Miami d. Michigan..... 3-2
 Hawaii d. Miami..... 9-3
 California d. Miami..... 4-3

1981: 1-2 Record
 Miami d. Maine..... 6-1
 Oklahoma State d. Miami..... 12-6
 Texas d. Miami..... 5-4

1982: 5-0 Record - National Champions
 Miami d. Maine..... 7-2
 Miami d. Wichita State..... 4-3
 Miami d. Texas..... 2-1
 Miami d. Maine..... 10-4
Miami d. Wichita State..... 9-3

1984: 1-2 Record
 Arizona State d. Miami..... 9-6
 Miami d. Maine..... 13-7



ACC in the College World Series

Cal St. Fullerton d. Miami.....	13-5
1985: 5-1 Record - National Champions	
Miami d. Stanford.....	17-3
Texas d. Miami.....	8-4
Miami d. Oklahoma State.....	2-1
Miami d. Mississippi State.....	6-5
Miami d. Texas.....	2-1
Miami d. Texas.....	10-6
1986: 3-2 Record	
Miami d. Oklahoma State.....	6-2
Florida State d. Miami.....	7-2
Miami d. LSU.....	4-3
Miami d. Arizona.....	4-2
Florida State d. Miami.....	4-3
1988: 1-2 Record	
Cal St. Fullerton d. Miami.....	9-3
Miami d. Fresno State.....	8-4 (12)
Stanford d. Miami.....	2-1
1989: 1-2 Record	
Miami d. LSU.....	5-2
Texas d. Miami.....	12-2
LSU d. Miami.....	6-3
1992: 2-2 Record	
Miami d. California.....	4-3 (12)
Miami d. Cal St. Fullerton.....	4-3
Cal St. Fullerton d. Miami.....	7-5
Cal St. Fullerton d. Miami.....	8-1
1994: 1-2 Record	
Arizona State d. Miami.....	4-0
Miami d. Auburn.....	7-5
Arizona State d. Miami.....	9-5
1995: 2-2 Record	
Miami d. Southern Cal.....	15-10
Miami d. Florida State.....	4-2
Southern Cal d. Miami.....	7-5
Southern Cal d. Miami.....	7-3
1996: 3-1 Record	
Miami d. Clemson.....	7-3
Miami d. Alabama.....	15-1
Miami d. Clemson.....	14-5
LSU d. Miami.....	9-8
1997: 2-2 Record	
Miami d. UCLA.....	7-3 (12)
Miami d. Alabama.....	6-1
Alabama d. Miami.....	8-6
Alabama d. Miami.....	8-2
1998: 1-2 Record	
Miami d. Long Beach State.....	3-1
Arizona State d. Miami.....	9-2
Long Beach State d. Miami.....	6-3
1999: 4-0 Record - National Champions	
Miami d. Rice.....	8-4
Miami d. Alabama.....	8-1
Miami d. Alabama.....	5-2
Miami d. Florida State.....	6-5
2001: 4-0 Record - National Champions	
Miami d. Tennessee.....	21-13
Miami d. Southern Cal.....	4-3
Miami d. Tennessee.....	12-6
Miami d. Stanford.....	12-1
2003: 1-2 Record	
Texas d. Miami.....	13-2
Miami d. Southwest Missouri State.....	7-5
Texas d. Miami.....	5-1
2004: 1-2 Record	
Miami d. LSU.....	9-5
Cal St. Fullerton d. Miami.....	6-3
South Carolina d. Miami.....	15-11
2006: 1-2 Record	
Miami d. Oregon State.....	11-1
Rice d. Miami.....	3-2
Oregon State d. Miami.....	8-1
2008: 1-2 Record	
Georgia d. Miami.....	7-4
Miami d. Florida State.....	7-5
Stanford d. Miami.....	8-3
NORTH CAROLINA TAR HEELS	
CWS Record: 15-19, 9 yrs	
1960: 0-2 Record	
Minnesota d. North Carolina.....	8-3
Oklahoma State d. North Carolina.....	7-0
1966: 0-2 Record	
Southern Cal d. North Carolina.....	6-2
Oklahoma State d. North Carolina.....	5-1

1978: 2-2 Record	
Oral Roberts d. North Carolina.....	11-0
North Carolina d. St. John's.....	9-5
North Carolina d. Michigan.....	7-6
Southern Cal d. North Carolina.....	3-2
1989: 0-2 Record	
Florida State d. North Carolina.....	4-2
Arkansas d. North Carolina.....	7-3
2006: 4-2 Record	
North Carolina d. Cal St. Fullerton.....	7-5 (13)
North Carolina d. Clemson.....	2-0
North Carolina d. Cal St. Fullerton.....	6-5
Championship Series (Best of 3)	
North Carolina d. Oregon State.....	4-3
Oregon State d. North Carolina.....	11-7
Oregon State d. North Carolina.....	3-2
2007: 4-3 Record	
North Carolina d. Mississippi State.....	8-5
Rice d. North Carolina.....	14-4
North Carolina d. Louisville.....	3-1
North Carolina d. Rice.....	6-1
North Carolina d. Rice.....	7-4
Championship Series (Best of 3)	
Oregon State d. North Carolina.....	11-4
Oregon State d. North Carolina.....	9-3
2008: 3-2 Record	
North Carolina d. LSU.....	8-4
Fresno State d. North Carolina.....	5-3
North Carolina d. LSU.....	7-3
North Carolina d. Fresno State.....	4-3
Fresno State d. North Carolina.....	6-1
2009: 1-2 Record	
Arizona State d. North Carolina.....	5-2 (10)
North Carolina d. Southern Mississippi.....	11-4
Arizona State d. North Carolina.....	12-5
2011: 1-2 Record	
Vanderbilt d. North Carolina.....	7-3
North Carolina d. Texas.....	3-0
Vanderbilt d. North Carolina.....	5-1
NC STATE WOLFPACK	
CWS Record: 2-2, 1 yr	
1968: 2-2 Record	
NC State d. Southern Illinois.....	7-6
St. John's d. NC State.....	3-2 (12)
NC State d. Texas.....	6-5
Southern Cal d. NC State.....	2-0
VIRGINIA CAVALIERS	
CWS Record: 3-4, 2 yrs	
2009: 1-2 Record	
LSU d. Virginia.....	9-5
Virginia d. Cal State-Fullerton.....	7-5
Arkansas d. Virginia.....	4-3 (12)
2011: 2-2 Record	
Virginia d. California.....	4-1
South Carolina d. Virginia.....	7-1
Virginia d. California.....	8-1
South Carolina d. Virginia.....	3-2 (13)
WAKE FOREST DEMON DEACONS	
CWS Record: 7-3, 2 yrs	
1949: 2-2 Record	
Wake Forest d. Southern Cal.....	2-1
Texas d. Wake Forest.....	8-1
Wake Forest d. Southern Cal.....	2-1 (12)
Texas d. Wake Forest.....	10-3
1955: 5-1 Record - NCAA Champion	
Wake Forest d. Colgate.....	1-0
Wake Forest d. Northern Colorado.....	10-0
Western Michigan d. Wake Forest.....	9-0
Wake Forest d. Western Michigan.....	10-7
Wake Forest d. Oklahoma State.....	2-0
Wake Forest d. Western Michigan.....	7-6
<i>Bold italics denotes national championship game</i>	

ALL-TIME COACHING RECORDS				
COLLEGE WORLD SERIES (1947-2012)				
School (Coach)	App.	W	L	Pct.
BOSTON COLLEGE				
John Tempoe (1953).....	1	2	2	.500
Ed Peligrini (1960, 61, 67)....	3	4	6	.400
CLEMSON				
Bill Wilhelm.....	6	4	12	.250
(1958, 59, 76, 77, 80, 91)				
Jack Leggett.....	6	8	12	.400
(1995, 96, 00, 02, 06, 10)				
DUKE				
Jack Coombs (1952).....	1	1	2	.333
Ace Parker (1953, 61).....	2	2	4	.333
FLORIDA STATE				
Dan Litwiler (1957, 62, 63).....	3	3	6	.333
Fred Hatfield (1965).....	1	1	2	.333
Jack Stallings (1970).....	1	4	2	.667
Woody Woodward (1975).....	1	0	2	.000
Mike Martin.....	15	20	30	.400
(1980, 86, 87, 89, 91, 92, 94, 95, 96, 98, 99, 00, 08, 10, 12)				
GEORGIA TECH				
Danny Hall (1994, 02, 06).....	3	4	5	.444
MIAMI				
Ron Fraser.....	12	26	21	.553
(1974, 78, 79, 80, 81, 82, 84, 85, 86, 88, 89, 92)				
Jim Morris.....	11	21	17	.563
(1994, 95, 96, 97, 98, 99, 01, 03, 04, 06, 08)				
NORTH CAROLINA				
Walt Rabb (1960, 66).....	2	0	4	.000
Mike Roberts (1978, 89).....	2	2	4	.333
Mike Fox (2006-09, 11).....	5	13	11	.542
NC STATE				
Sam Esposito (1968).....	1	2	2	.500
VIRGINIA				
Brian O'Connor (2009, 11)....	2	3	4	.429
WAKE FOREST				
Taylor Sanford (1949, 55).....	2	7	3	.700
COACHING LEADERS BY CATEGORY				
APPEARANCES				
Mike Martin, Florida State.....	15			
Ron Fraser, Miami.....	12			
Jim Morris, Miami.....	11			
Bill Wilhelm, Clemson.....	6			
Jack Leggett, Clemson.....	6			
GAMES				
Mike Martin Florida State.....	50			
Ron Fraser, Miami.....	47			
Jim Morris, Miami.....	38			
Mike Fox North Carolina.....	24			
Jack Leggett, Clemson.....	20			
Bill Wilhelm, Clemson.....	16			
WINNING PERCENTAGE (Min. 10 Games)				
Taylor Sanford, Wake Forest.....	700	(7-3)		
Jim Morris, Miami.....	571	(20-15)		
Ron Fraser, Miami.....	553	(26-21)		
Mike Fox, North Carolina.....	542	(13-11)		
Jack Leggett, Clemson.....	400	(8-12)		
VICTORIES				
Ron Fraser, Miami.....	26			
Jim Morris, Miami.....	21			
Mike Martin, Florida State.....	20			
Mike Fox, North Carolina.....	13			
Jack Leggett, Clemson.....	8			
Taylor Sanford, Wake Forest.....	7			



2013 ACC Baseball

Working Overtime

How ACC teams have performed when going into extra innings in 2013:

Overall	
Boston College	1-4
Clemson	3-3
Duke	0-2
Florida State	1-1
Georgia Tech	1-2
Maryland	3-1
Miami	2-2
North Carolina	5-3
NC State	5-2
Virginia	4-0
Virginia Tech	5-2
Wake Forest	3-1

ACC Games	
Boston College	1-3
Clemson	3-1
Duke	0-2
Florida State	0-0
Georgia Tech	1-1
Maryland	1-1
Miami	1-2
North Carolina	1-3
NC State	2-0
Virginia	2-0
Virginia Tech	3-2
Wake Forest	1-1

Close Calls

How ACC teams have performed in one-run games in 2013:

Overall	
Boston College	5-10
Clemson	9-4
Duke	2-7
Florida State	7-6
Georgia Tech	8-6
Maryland	9-12
Miami	8-4
North Carolina	10-6
NC State	14-3
Virginia	8-6
Virginia Tech	10-6
Wake Forest	7-5

ACC Games	
Boston College	3-6
Clemson	7-3
Duke	0-5
Florida State	4-1
Georgia Tech	5-2
Maryland	5-9
Miami	3-4
North Carolina	1-4
NC State	6-2
Virginia	6-4
Virginia Tech	4-4
Wake Forest	3-3



Vs. Ranked Non-Conference

How ACC teams have fared vs. Top-25 ranked non-conference opponents in 2013:

Clemson	1-2
Lost vs. No. 7 South Carolina, 6-0 (March 1)	
Won vs. No. 7 South Carolina, 6-3 (March 2)	
Lost at No. 7 South Carolina, 8-0 (March 3)	

Duke	1-2
Won at #13 Florida, 4-3 (Feb. 15)	
Lost at #13 Florida, 4-2 (Feb. 16)	
Lost at #13 Florida, 16-5 (Feb. 17)	

Florida State	0-2
Lost vs. #8 Indiana, 10-9 (June 8)	
Lost vs. #8 Indiana, 11-6 (June 9)	

Georgia Tech	1-1
Won at #1 Vanderbilt, 5-0 (June 2)	
Lost at #1 Vanderbilt, 7-1 (June 3)	

Maryland	0-3
Lost at #3 LSU, 1-0 (Feb. 15)	
Lost at #3 LSU, 5-1 (Feb. 16)	
Lost at #3 LSU, 14-3 (Feb. 19)	

Miami	1-2
Won vs. #18 Oklahoma State, 7-0 (May 31)	
Lost at #8 Louisville, 6-5 (June 1)	
Lost vs. #18 Oklahoma State, 7-1 (June 2)	

North Carolina	4-3
Won vs. #12 Rice, 2-1 (March 1)	
Lost vs. #23 UNC Wilmington, 9-8 (April 23)	
Lost vs. #23 Florida Atlantic, 3-2 (June 2)	
Won vs. #23 Florida Atlantic, 12-11 (13) (June 3)	
Won vs. #11 South Carolina, 6-5 (June 8)	
Lost vs. #11 South Carolina, 8-0 (June 9)	
Won vs. #11 South Carolina, 5-4 (June 11)	

NC State	2-0
Won vs. #13 Rice, 4-3 (June 8)	
Won vs. #13 Rice, 5-4 (17) (June 9)	

Virginia	0-2
Lost vs. #9 Mississippi State, 11-6 (June 8)	
Lost vs. #9 Mississippi State, 6-5 (June 9)	

Virginia Tech	0-2
Lost vs. #22 Notre Dame, 3-0 (March 2)	
Lost vs. #18 Oklahoma, 10-4 (June 2)	

Current ACC Hitting Streaks

DJ Stewart, Florida State	17
Kenny Towns, Virginia	11
Justin Gonzalez, Florida State	10*
Steven Duggar, Clemson	9
Brett Knief, Florida State	8
A.J. Murray, Georgia Tech	8
Landon Lassiter, North Carolina	8
Tarran Senay, NC State	7
Trea Turner, NC State	7
Nate Irving, Virginia	7
Mark Rhine, Wake Forest	7
Jake Fincher, NC State	6
Joe Cronin, Boston College	5
David Thompson, Miami	5
Tyler Palmer, Miami	5
Andrew Rash, Virginia Tech	5

* - Includes 2012 season

Drawing Blanks

How ACC teams have fared in shutout games during the 2013 season:

Overall	
Boston College	2-7
Clemson	8-4
Duke	7-3
Florida State	7-3
Georgia Tech	4-3
Maryland	3-4
Miami	9-3
North Carolina	11-1
NC State	7-0
Virginia	9-0
Virginia Tech	3-4
Wake Forest	1-4

ACC Games	
Boston College	1-7
Clemson	4-1
Duke	4-2
Florida State	1-3
Georgia Tech	1-2
Maryland	1-3
Miami	5-2
North Carolina	3-0
NC State	0-0
Virginia	2-0
Virginia Tech	2-2
Wake Forest	0-2

2013 ACC Baseball

Boston College Eagles (12-40, 4-25)

Opponent	BC			Opp.		
	BA	CP	CB	BA	CP	CB
F15 vs. VCU &.....						L, 1-4
F16 at Elon.....						W, 7-6
F17 vs. Marist &.....						L, 3-9
F22 at East Carolina.....						L, 1-2
F23 vs. Ohio #.....						L, 1-8
F24 vs. Illinois #.....						L, 2-5
M1 vs. Georgia State @.....						L, 4-5
M2 vs. Georgia State @.....						W, 2-0.
M3 vs. Georgia State @.....						L, 6-7
M5 at USF.....						W, 10-4
M6 at USF.....						L, 4-9
M8 at Florida State *.....		18.....	5.....	15.....		L, 0-4
M9 at Florida State *.....		18.....	5.....	15.....		L, 4-9
M10 at Florida State *.....		18.....	5.....	15.....		L, 1-9
M13 at Northeastern.....						L, 1-10
M15 at Georgia Tech *.....		9.....	12.....	11.....		L, 5-12
M16 at Georgia Tech *.....		9.....	12.....	11.....		L, 3-11
M17 at Georgia Tech *.....		9.....	12.....	11.....		L, 1-9
M23 at North Carolina *.....		1.....	1.....	1.....		L, 0-11
M23 at North Carolina *.....		1.....	1.....	1.....		L, 2-5
M26 at Northeastern.....						L, 2-4
M27 at Bryant.....						L, 2-13
M29 at Duke *.....						L, 0-13
M30 at Duke *.....						L, 4-7
M30 at Duke *.....						L, 0-6
A2 at Connecticut.....						W, 7-4
A3 HARVARD.....						W, 8-6
A5 CLEMSON *.....						L, 5-7
A6 CLEMSON *.....						L, 2-9
A7 CLEMSON *.....						L, 0-1
A9 at Dartmouth.....						W, 9-6
A10 at Massachusetts.....						L, 6-11
A13 NC STATE *.....		19.....	21.....	19.....		L, 5-6
A13 NC STATE *.....		19.....	21.....	19.....		L, 2-6
A14 NC STATE *.....		19.....	21.....	19.....		L, 2-3
A16 RHODE ISLAND.....						L, 2-3 (10)
A20 at Wake Forest *.....						L, 1-5
A20 at Wake Forest *.....						L, 2-9
A21 at Wake Forest *.....						L, 9-10 (11)
A24 vs. St. John's +.....						L, 5-9
A26 MIAMI *.....						W, 1-0
A27 MIAMI *.....						L, 0-5
A28 MIAMI *.....						W, 3-2 (11)
A29 vs. Harvard.....						W, 7-2
A30 at Rhode Island.....						W, 8-7
M3 VIRGINIA TECH *.....		25.....	-.....	-.....		L, 0-1 (12)
M4 VIRGINIA TECH *.....		25.....	-.....	-.....		L, 5-7
M5 VIRGINIA TECH *.....		25.....	-.....	-.....		W, 5-3
M14 MAINE.....						L, 7-9
M16 at Maryland *.....						W, 2-1
M17 at Maryland *.....						L, 1-4
M18 at Maryland *.....						L, 4-5

& at Elon, N.C.
 # at Greenville, N.C.
 ^ Exhibition at Fort Myers, Fla.
 @ at St. Petersburg, Fla.
 + at Norwich, Conn.
 - at Fenway Park, Boston
 % at Durham, N.C.
 * ACC games
 Home games in ALL CAPS

Clemson Tigers (40-22, 18-12)

Opponent	CU			Opp.							
	BA	CP	CB	BA	CP	CB					
F15 WILLIAM & MARY.....		-.....	-.....	27.....		W, 2-0					
F16 WILLIAM & MARY.....		-.....	-.....	27.....		L, 2-11					
F17 WILLIAM & MARY.....		-.....	-.....	27.....		W, 12-2					
F23 WRIGHT STATE.....		-.....	-.....	28.....		W, 5-3					
F23 WRIGHT STATE.....		-.....	-.....	28.....		W, 6-0					
F24 WRIGHT STATE.....		-.....	-.....	28.....		W, 7-0					
F26 WINTHROP.....		-.....	-.....	28.....		L, 2-3 (11)					
M1 SOUTH CAROLINA.....		-.....	-.....	28.....	7.....	8.....	7.....	L, 0-6			
M2 South Carolina^.....		-.....	-.....	28.....	7.....	8.....	7.....	W, 6-3			
M3 at South Carolina.....		-.....	-.....	28.....	7.....	8.....	7.....	L, 0-8			
M6 WOFFORD.....								W, 9-2			
M8 at NC State *.....				9.....	14.....	8.....		W, 10-5			
M9 at NC State *.....				9.....	14.....	8.....		W, 7-4			
M10 at NC State *.....				9.....	14.....	8.....		L, 1-4			
M13 CHARLESTON SOUTHERN.....				26.....				W, 3-1			
M15 VIRGINIA * (ESPN3).....		-.....	-.....	26.....	22.....	13.....	12.....	L, 5-6 (11)			
M16 VIRGINIA * (ESPN3).....		-.....	-.....	26.....	22.....	13.....	12.....	W, 7-6			
M17 VIRGINIA * (ESPN3).....		-.....	-.....	26.....	22.....	13.....	12.....	L, 5-8			
M19 MOREHEAD STATE.....								W, 10-5			
M20 MOREHEAD STATE.....								W, 5-2			
M22 DUKE *.....								W, 7-0			
M23 DUKE *.....								W, 8-4			
M23 DUKE*.....								L, 1-13			
M26 at Georgia (CSS/ESPN3).....								W, 9-1			
M27 GEORGIA (CSS/ESPN3).....								L, 3-5			
M30 at North Carolina *.....				1.....	1.....	1.....		L, 3-10			
M31 at North Carolina *.....				1.....	1.....	1.....		L, 2-6			
A1 at North Carolina *.....				1.....	1.....	1.....		W, 5-4 (11)			
A3 GARDNER-WEBB.....								W, 4-1			
A5 at Boston College *.....								W, 7-5			
A6 at Boston College *.....								W, 9-2			
A7 at Boston College *.....								W, 1-0			
A9 at Western Carolina.....				22.....	-.....	-.....	17.....	W, 12-9			
A10 PRESBYTERIAN COLLEGE.....				22.....	-.....	-.....	17.....	W, 5-4			
A12 WAKE FOREST *.....				22.....	-.....	-.....	17.....	W, 8-2			
A13 WAKE FOREST *.....				22.....	-.....	-.....	17.....	W, 1-0			
A14 WAKE FOREST *.....				22.....	-.....	-.....	17.....	W, 6-4 (11)			
A19 at Miami *.....				22.....	-.....	-.....	17.....	W, 1-0			
A20 at Miami *.....				22.....	-.....	-.....	17.....	L, 1-2			
A21 at Miami *.....				20.....	24.....	12.....		L, 0-7			
A24 WESTERN CAROLINA.....				25.....	-.....	-.....	13.....	W, 12-1			
A26 GEORGIA TECH *.....				25.....	-.....	-.....	13.....	20.....	19.....	21.....	W, 11-3
A26 GEORGIA TECH *.....				25.....	-.....	-.....	13.....	20.....	19.....	21.....	W, 4-3 (11)
A27 GEORGIA TECH *.....				25.....	-.....	-.....	13.....	20.....	19.....	21.....	L, 9-14
M4 MARYLAND *.....				18.....	22.....	14.....					L, 2-7
M6 MARYLAND *.....				19.....	22.....	15.....					W, 3-2
M6 MARYLAND *.....				19.....	22.....	15.....					W, 9-5
M8 at Furman^.....				19.....	22.....	15.....					W, 12-2
M8 at Furman^.....				19.....	22.....	15.....					W, 14-2
M10 GA. SOUTHERN.....				19.....	22.....	15.....					W, 7-1
M11 GA. SOUTHERN.....				19.....	22.....	15.....					W, 7-0
M12 GA. SOUTHERN.....				19.....	22.....	15.....					W, 11-6
M14 USC UPSTATE.....				17.....	19.....	14.....					W, 8-7
M16 at Florida State *.....				17.....	19.....	14.....	9.....	9.....	9.....		W, 8-2
M17 at Florida State *.....				17.....	19.....	14.....	9.....	9.....	9.....		L, 1-2
M18 at Florida State *.....				17.....	19.....	14.....	9.....	9.....	9.....		L, 1-6
M22 vs. NC State %.....				18.....	18.....	14.....	9.....	9.....	10.....		L, 3-6
M24 vs. North Carolina %.....				18.....	18.....	14.....	6.....	5.....	3.....		L, 7-12 (14)
M25 vs. Miami %.....				18.....	18.....	14.....					L, 0-7
M31 vs. Liberty #.....				22.....	24.....	17.....					L, 3-8
J1 vs. Saint Louis #.....				22.....	24.....	17.....					W, 10-2
J2 vs. Liberty#.....				22.....	24.....	17.....					L, 1-3

^ at Fluor Field; Greenville, S.C.
 * ACC games
 % ACC Championship at Durham, N.C.
 # NCAA Regional at Columbia, S.C.
 Home games in ALL CAPS

2013 ACC Baseball

Duke Blue Devils (26-29, 9-21)

Opponent	DU			Opp.			
	BA	CP	CB	BA	CP	CB	
F15 at Florida	17	13	24				W, 4-3
F16 at Florida	17	13	24				L, 2-4
F17 at Florida	17	13	24				L, 5-16
F22 BUCKNELL							W, 9-0
F23 BUCKNELL							W, 2-0
F24 BUCKNELL							W, 4-1
F27 CAMPBELL							L, 3-9
M1 TOWSON %							L, 3-9
M2 TOWSON %							L, 5-6
M3 TOWSON %							W, 8-6
M5 PENN							L, 0-6
M6 PENN							W, 8-1
M8 at Miami *		24	24				W, 4-2
M9 at Miami *		24	24				W, 9-2
M10 at Miami *		24	24				L, 3-5
M12 at N.C. Central #							W, 6-3
M13 QUINNIPIAC %							W, 15-2
M15 VIRGINIA TECH * %							L, 1-2 (11)
M16 VIRGINIA TECH * %							L, 7-14
M17 VIRGINIA TECH * %							L, 2-6
M20 CHARLOTTE %							W, 3-0
M22 at Clemson *							L, 0-7
M23 at Clemson *							L, 4-8
M23 at Clemson *							W, 13-1
M26 at Campbell			27				L, 3-6
M27 at North Carolina A&T							W, 15-1 (7)
M29 BOSTON COLLEGE * %							W, 13-0
M30 BOSTON COLLEGE * %							W, 7-4
M30 BOSTON COLLEGE * %							W, 6-0
A2 DAVIDSON %							W, 9-3
A5 GEORGIA TECH *	12	15	15				W, 2-0
A6 GEORGIA TECH *	12	15	15				L, 1-2
A7 GEORGIA TECH *	12	15	15				W, 3-0
A9 UNC GREENSBORO							W, 17-2
A10 N.C. CENTRAL							W, 8-3
A12 at Florida State *	7	7	7				L, 2-16
A13 at Florida State *	7	7	7				L, 5-8
A14 at Florida State *	7	7	7				L, 3-8
A16 NORTH CAROLINA A&T							W, 12-2
A20 at North Carolina * (ESPN3)	1	1	1				L, 1-7
A20 at North Carolina * (ESPN3)	1	1	1				L, 1-4
A21 at North Carolina * (ESPN3)	1	1	1				L, 1-0
A23 HIGH POINT							W, 5-4
A24 at High Point							W, 4-2
A26 MARYLAND * %							L, 0-1
A27 MARYLAND * %							W, 11-9
A28 MARYLAND * %							L, 1-4
M5 at Liberty							L, 3-4
M10 at Virginia *	7	8	8				L, 5-6
M11 at Virginia *	7	8	8				L, 8-17
M12 at Virginia *	7	8	8				L, 6-14
M14 at UNC Greensboro							W, 12-2
M16 N.C. STATE * %							L, 2-5
M17 N.C. STATE * %							L, 6-7 (10)
M18 N.C. STATE * %							L, 1-9

%- at Durham Bulls Athletic Park
 # at Durham Athletic Park
 *ACC games
 Home games in ALL CAPS

Florida State Seminoles (47-17, 20-10)

Opponent	FSU			Opp.			
	BA	CP	CB	BA	CP	CB	
F15 RHODE ISLAND	20	9	19				W, 11-5
F16 RHODE ISLAND	20	9	19				W, 6-2
F17 RHODE ISLAND	20	9	19				W, 8-6 (10)
F19 JACKSONVILLE	20	9	18				W, 9-7
F22 USF	20	9	18				W, 14-3
F24 USF	20	9	18				W, 8-0
F24 USF	20	9	18				W, 5-2
M1 VILLANOVA	19	6	18				W, 23-5
M2 VILLANOVA	19	6	18				W, 7-0
M3 VILLANOVA	19	6	18				W, 2-1
M5 PRESBYTERIAN	18	5	15				W, 9-2
M6 PRESBYTERIAN	18	5	15				W, 10-4
M8 BOSTON COLLEGE * 18	5	15					W, 4-0
M9 BOSTON COLLEGE * 18	5	15					W, 9-4
M10 BOSTON COLLEGE * 18	5	15					W, 9-1
M12 at Florida	12	5	7				W, 4-1
M15 at Maryland *	12	5	7				L, 3-5
M16 at Maryland *	12	5	7				W, 7-6
M17 at Maryland *	12	5	7				W, 4-3
M19 STETSON	12	5	7				W, 5-3
M20 STETSON	12	5	7				W, 14-1
M22 GEORGIA TECH *	12	5	7	9	11	10	L, 0-10
M24 GEORGIA TECH *	12	5	7	9	11	10	W, 11-3
M24 GEORGIA TECH *	12	5	7	9	11	10	W, 8-6
M26 vs. Florida	6	4	4				W, 2-1
M29 at Virginia Tech *	6	4	4				L, 2-3
M30 at Virginia Tech *	6	4	4				W, 11-10
M30 at Virginia Tech *	6	4	4				L, 2-3
A2 FLA. GULF COAST	8	5	7				W, 12-9
A5 at Miami *	8	5	7				W, 4-2
A6 at Miami *	8	5	7				L, 0-6
A7 at Miami *	8	5	7				W, 5-1
A9 FLORIDA	7	7	7				L, 3-4
A12 DUKE *	7	7	7				W, 16-2
A13 DUKE *	7	7	7				W, 8-5
A14 DUKE *	7	7	7				W, 8-3
A16 SOUTH ALABAMA	6	6	6	7	8	9	W, 2-0
A20 at Virginia *	6	6	6	7	8	9	L, 2-9
A20 at Virginia *	6	6	6	7	8	9	L, 0-2
A21 at Virginia *	6	6	6	7	8	9	L, 2-5
A23 at Jacksonville	10	9	10				W, 9-0
A26 WAKE FOREST *	10	9	10				W, 7-3
A27 WAKE FOREST *	10	9	10				W, 8-6
A28 WAKE FOREST *	10	9	10				W, 11-2
M3 UCF	10	8	9			30	W, 4-2
M4 UCF	10	8	9			30	W, 6-1
M5 UCF	10	8	9			30	W, 5-4
M7 at Stetson	9	7	9				W, 13-5
M8 at Stetson	9	7	9				W, 14-2
M11 at NC State *	9	7	9	5	9	7	L, 1-3
M12 at NC State *	9	7	9	5	9	7	W, 12-3
M13 at NC State *	9	9	9	5	8	8	W, 8-4
M16 CLEMSON *	9	9	9	17	19	14	L, 2-8
M17 CLEMSON *	9	9	9	17	19	14	W, 2-1
M18 CLEMSON *	9	9	9	17	19	14	W, 6-1
M20 at North Carolina	7	7	9	6	5	3	L, 3-4
M22 vs. Georgia Tech %	7	7	9				L, 3-4
M23 vs. Virginia Tech %	7	7	9	22			L, 2-3
M25 vs. Virginia %	7	7	9	5	6	6	L, 4-7 (12)
M31 SAVANNAH ST #	11	9	9				W, 10-0
J1 TROY #	11	9	9				W, 11-0
J2 TROY #	11	9	9				W, 11-4
J8 INDIANA !	11	9	7	8	13	16	L, 9-10
J9 INDIANA !	11	9	7	8	13	16	L, 6-11

& at Baseball Grounds; Jacksonville, Fla.
 * ACC games
 % ACC Championship at Durham, N.C.
 # NCAA Regional
 ! - NCAA Super Regional
 Home games in ALL CAPS

2013 ACC Baseball

Georgia Tech Yellow Jackets (37-27, 15-15)

Opponent	GT			Opp.			
	BA	CP	CB	BA	CP	CB	
F15 AKRON.....	16	21	17				W, 3-0
F16 AKRON.....	16	21	17				W, 10-3
F17 AKRON.....	16	21	17				W, 5-3
F19 GEORGIA STATE.....	16	21	17				W, 16-5
F23 ST. JOHN'S.....	16	21	17				W, 3-2
F23 ST. JOHN'S.....	16	21	17				L, 7-9
F24 ST. JOHN'S.....	16	21	17				W, 10-1
F26 at Ga. Southern.....	16	20	19				W, 11-4
F27 at Ga. Southern.....	16	20	19				W, 14-8
M1 RUTGERS.....	16	20	19				W, 13-1
M2 RUTGERS.....	16	20	19				W, 11-2
M3 RUTGERS.....	16	20	19				W, 12-0
M5 MERCER.....	14	18	16				W, 16-9
M8 at Virginia Tech *.....	14	18	16	24	-	27	W, 11-1
M9 at Virginia Tech *.....	14	18	16	24	-	27	W, 14-9
M10 at Virginia Tech *.....	14	18	16	24	-	27	L, 2-6
M15 BOSTON COLLEGE *.....	9	12	11				W, 12-5
M16 BOSTON COLLEGE *.....	9	12	11				W, 11-3
M17 BOSTON COLLEGE *.....	9	12	11				W, 9-1
M19 GEORGIA SOUTHERN.....	9	11	10				L, 4-5
M22 at Florida State *.....	9	11	10	12	5	7	W, 10-0
M22 at Florida State *.....	9	11	10	12	5	7	L, 3-11
M24 at Florida State *.....	9	11	10	12	5	7	L, 6-8
M26 THE CITADEL.....	13	15	16				W, 5-4
M29 WAKE FOREST *.....	13	15	16				W, 5-1
M30 WAKE FOREST *.....	13	15	16				W, 8-1
M30 WAKE FOREST *.....	13	15	16				L, 6-8
A2 at Mercer.....	12	15	15				L, 1-10
A3 KENNESAW ST.....	12	15	15				W, 8-1
A5 at Duke *.....	12	15	15				L, 0-2
A6 at Duke *.....	12	15	15				W, 2-1
A7 at Duke *.....	12	15	15				L, 0-3
A9 at Georgia.....	20	17	19				W, 7-5
A12 VIRGINIA *.....	20	17	19	5	5	4	W, 2-1
A13 VIRGINIA *.....	20	17	19	5	5	4	L, 2-7
A14 VIRGINIA *.....	20	17	19	5	5	4	W, 3-2 (6)
A16 SAVANNAH ST.....	14	15	15				W, 14-1
A19 NC STATE *.....	14	15	15	15	16	15	L, 4-13
A20 NC STATE *.....	14	15	15	15	16	15	L, 2-6
A21 NC STATE *.....	14	15	15	15	16	15	L, 7-8
A23 vs. Georgia #.....	20	19	21				L, 0-17
A26 at Clemson *.....	20	19	21	25	-	13	L, 3-11
A26 at Clemson *.....	20	19	21	25	-	13	L, 3-4 (11)
A27 at Clemson *.....	20	19	21	25	-	13	W, 14-9
M3 COAST. CAROLINA.....		24	-				W, 4-2
M3 COAST. CAROLINA.....		24	-				L, 4-7
M5 COAST. CAROLINA.....		24	-				L, 8-12
M7 at Ohio State.....							W, 9-2
M8 at Ohio State.....							L, 2-3
M10 NORTH CAROLINA *.....		1	1	2			W, 5-4
M11 NORTH CAROLINA *.....		1	1	2			L, 1-3
M12 NORTH CAROLINA *.....		1	1	2			W, 9-8 (11)
M14 GEORGIA.....							L, 13-14 (11)
M16 at Miami *.....							L, 3-8
M17 at Miami *.....							L, 7-11
M18 at Miami *.....							W, 10-1
M22 vs. Florida State %.....		7	7	9			W, 4-3
M23 vs. Virginia %.....		5	6	6			L, 2-8
M24 vs. Virginia Tech %.....		22	-	-			L, 2-3
M31 vs. Illinois @.....							L, 4-6
J1 vs. East Tennessee State @.....							W, 5-1
J2 vs. Illinois @.....							W, 6-3
J2 at Vanderbilt @.....		1	2	2			W, 5-0
J3 at Vanderbilt @.....		1	2	2			L, 1-7

at Turner Field (Atlanta)

*ACC games

% at ACC Championship Durham, N.C.

@ NCAA Regional at Nashville, N.C.

Home games in ALL CAPS

Maryland Terrapins (30-25, 11-19)

Opponent	MD			Opp.			
	BA	CP	CB	BA	CP	CB	
F15 at LSU.....	10	3	4				L, 0-1
F16 at LSU.....	10	3	4				L, 1-5
F17 at LSU.....	10	3	4				L, 3-14
F22 OAKLAND.....							W, 15-4
F22 OAKLAND.....							W, 8-4
F24 OAKLAND.....							W, 8-0
F24 OAKLAND.....							W, 4-3 (10)
F27 at James Madison.....							W, 10-5
M1 PRINCETON.....							W, 6-0
M2 PRINCETON.....							W, 16-3
M2 PRINCETON.....							W, 9-2
M3 PRINCETON.....							W, 9-4
M9 at Virginia *.....	-	-	30	17	17	25	L, 6-7
M9 at Virginia *.....	-	-	30	17	17	25	L, 0-5
M10 at Virginia *.....	-	-	30	17	17	25	W, 4-2
M12 MARIST.....							W, 9-3
M15 FLORIDA STATE *.....		12	5	7			W, 5-3
M16 FLORIDA STATE *.....		12	5	7			L, 6-7
M17 FLORIDA STATE *.....		12	5	7			L, 3-4
M19 JAMES MADISON.....							W, 10-7
M22 WAKE FOREST *.....							W, 5-4
M23 WAKE FOREST *.....							L, 7-8
M24 WAKE FOREST *.....							L, 4-7
M26 GEORGE MASON.....							L, 2-3
M29 at NC State * (ESPN3).....						29	L, 2-3
M30 at NC State * (ESPN3).....						29	W, 3-2
M31 at NC State * (ESPN3).....						29	L, 4-9
A3 RIDER.....							W, 6-3
A5 at North Carolina *.....	1	1	1	1	1	1	L, 4-12
A6 at North Carolina *.....	1	1	1	1	1	1	L, 3-5
A7 at North Carolina *.....	1	1	1	1	1	1	L, 4-8
A9 VCU.....							W, 6-5 (11)
A10 at George Mason.....							W, 16-1
A12 MIAMI *.....							L, 0-1 (13)
A13 MIAMI *.....							L, 3-5
A14 MIAMI *.....							W, 7-2
A16 at VCU.....							W, 4-3
A17 MOUNT ST. MARY'S.....							L, 1-2
A20 VIRGINIA TECH *.....							W, 10-9
A20 VIRGINIA TECH *.....							L, 0-10
A21 VIRGINIA TECH *.....							L, 2-3
A23 LIBERTY.....							W, 5-3
A24 at Towson.....							W, 16-15
A26 at Duke *.....							W, 1-0
A27 at Duke *.....							L, 9-11
A28 at Duke *.....							W, 4-1
A30 TOWSON.....							W, 11-3
M1 at Liberty.....							W, 4-2
M4 at Clemson *.....	18	22	14				W, 7-2
M6 at Clemson *.....	19	22	15				L, 2-3
M6 at Clemson *.....	19	22	15				L, 5-9
M8 VCU.....							L, 7-9
M16 BOSTON COLLEGE *.....							L, 1-2
M17 BOSTON COLLEGE *.....							W, 4-1
M18 BOSTON COLLEGE *.....							W, 5-4 (10)

*ACC games

% at Durham, N.C.

Home games in ALL CAPS

2013 ACC Baseball

Miami Hurricanes (37-25, 14-16)

Opponent	UM			Opp.			
	BA	CP	CB	BA	CP	CB	
F16 RUTGERS	-	-	28				W, 5-4
F16 RUTGERS	-	-	28				W, 4-1
F17 RUTGERS	-	-	28				W, 7-0
F20 at Florida Atlantic	-	-	20				W, 5-4 (11)
F22 MILWAUKEE	-	-	20				W, 6-1
F23 MILWAUKEE	-	-	20				W, 6-1
F24 MILWAUKEE	-	-	20				W, 7-6
F26 SAINT THOMAS	-	21	20				W, 5-4
F27 BARRY	-	21	20				W, 5-1
M1 at Florida	-	21	20				W, 3-2
M2 at Florida	-	21	20				L, 4-6
M3 at Florida	-	21	20				L, 3-6
M5 MAINE	-	24	24				W, 6-2
M6 UCF	-	24	24				W, 5-0
M8 DUKE *	-	24	24				L, 2-4
M9 DUKE *	-	24	24				L, 2-9
M10 DUKE *	-	24	24				W, 5-3
M12 ILLINOIS STATE	-	-	29				L, 6-17
M13 ILLINOIS STATE	-	-	29				W, 9-2
M15 at North Carolina *	-	-	29	1	1	1	W, 4-1
M16 at North Carolina *	-	-	29	1	1	1	L, 2-14
M17 at North Carolina *	-	-	29	1	1	1	L, 1-4
M19 COLUMBIA							W, 9-6
M20 COLUMBIA							W, 6-4
M22 VIRGINIA TECH *			24				W, 11-9
M23 VIRGINIA TECH *			24				W, 2-0
M24 VIRGINIA TECH *			24				L, 5-8 (10)
M27 FLORIDA ATLANTIC							L, 1-6
M29 at Virginia *		9	8	5			L, 4-15
M30 at Virginia *		9	8	5			L, 1-8
M31 at Virginia *		9	8	5			W, 4-3
A3 BETHUNE-COOKMAN							L, 3-5
A5 FLORIDA STATE *		8	5	7			L, 2-4
A6 FLORIDA STATE *		8	5	7			W, 6-0
A7 FLORIDA STATE *		8	5	7			L, 1-5
A10 STETSON							W, 8-2
A12 at Maryland *							W, 1-0 (13)
A13 at Maryland *							W, 5-3
A14 at Maryland *							L, 2-7
A17 BETHUNE-COOKMAN							W, 6-1
A19 CLEMSON *		20	24	12			L, 0-1
A20 CLEMSON *		20	24	12			W, 2-1
A21 CLEMSON *		20	24	12			W, 7-0
A24 FLORIDA ATLANTIC							W, 6-4
A26 at Boston College *							L, 0-1
A27 at Boston College *							W, 5-0
A28 at Boston College *							L, 2-3 (11)
M3 ST. JOHNS							W, 12-3
M4 ST. JOHNS							W, 4-2
M5 ST. JOHNS							W, 6-4
M10 at Wake Forest *							W, 8-3
M11 at Wake Forest *							L, 4-5
M12 at Wake Forest *							L, 3-9
M16 GEORGIA TECH *							W, 8-3
M17 GEORGIA TECH *							W, 11-7
M18 GEORGIA TECH *							L, 1-10
M23 vs. North Carolina %		6	5	3			L, 0-10 (8)
M24 vs. NC State %		9	9	10			L, 1-7
M25 vs. Clemson %		18	18	14			W, 7-0
M31 vs. Oklahoma State #		-	19	25			W, 7-0
J1 at Louisville #		15	12	8			L, 4-6
J2 vs. Oklahoma State #		-	19	25			L, 1-7

% ACC Championship at Durham, N.C.
 * ACC games
 # NCAA Regional at Louisville, Ky.
 Home games in ALL CAPS

North Carolina Tar Heels (57-10, 21-7)

Opponent	NC			Opp.			
	BA	CP	CB	BA	CP	CB	
F15 SETON HALL	1	4	2				W, 1-0
F17 SETON HALL	1	4	2				W, 17-2
F18 COASTAL CAROLINA	1	4	1				W, 7-1
F23 STONY BROOK	1	4	1				W, 11-2
F24 STONY BROOK	1	4	1				W, 7-1
F24 STONY BROOK	1	4	1				W, 9-8
F27 ST. JOHN'S	1	1	1				W, 18-5
M1 vs. Rice #	1	1	1	13	14	13	W, 2-1
M2 vs. California #	1	1	1				W, 11-5
M3 vs. Texas A&M #	1	1	1				W, 14-2 (7)
M5 DAVIDSON	1	1	1				W, 10-2
M8 at Wake Forest *	1	1	1				W, 4-0
M9 at Wake Forest *	1	1	1				W, 20-6
M10 at Wake Forest *	1	1	1				W, 6-2
M12 GARDNER-WEBB	1	1	1				W, 12-0
M13 HIGH POINT	1	1	1				W, 7-2
M15 MIAMI *	1	1	1			29	L, 1-4
M16 MIAMI *	1	1	1			29	W, 14-2
M17 MIAMI *	1	1	1			29	W, 4-1
M19 PRINCETON	1	1	1				W, 16-0
M23 BOSTON COLLEGE *1	1	1	1				W, 11-0
M23 BOSTON COLLEGE *1	1	1	1				W, 5-2
M26 VCU	1	1	1				W, 3-2 (10)
M27 WINTHROP	1	1	1				W, 6-2
M30 CLEMSON *	1	1	1				W, 10-3
M31 CLEMSON *	1	1	1				W, 6-2
A1 CLEMSON *	1	1	1				L, 4-5 (11)
A3 at UNC Wilmington	1	1	1				W, 10-0
A5 MARYLAND *	1	1	1				W, 12-4
A6 MARYLAND *	1	1	1				W, 5-3
A7 MARYLAND *	1	1	1				W, 8-4
A9 at Elon	1	1	2				W, 15-3
A10 LIBERTY	1	1	2				W, 7-5
A12 at Virginia Tech *	1	1	2				W, 21-8
A13 at Virginia Tech *	1	1	2				W, 9-8 (10)
A14 at Virginia Tech *	1	1	2				W, 3-0
A16 COASTAL CAROLINA	1	1	1			26	W, 5-1
A17 ELON	1	1	1				W, 14-5
A20 DUKE *	1	1	1				W, 7-1
A20 DUKE *	1	1	1				W, 4-1
A21 DUKE *	1	1	1				W, 10-1
A23 UNC WILMINGTON	1	1	1	23			L, 8-9
A24 CHARLOTTE	1	1	1				W, 10-2
A26 at NC State *	1	1	1	6	11	9	W, 7-1
A27 at NC State *	1	1	1	6	11	9	L, 3-7
M1 THE CITADEL	1	1	2				W, 13-0
M7 JAMES MADISON	1	1	2				W, 9-5
M8 JAMES MADISON	1	1	2				W, 6-1 (6)
M10 at Georgia Tech *	1	1	2				L, 4-5
M11 at Georgia Tech *	1	1	2				W, 3-1
M12 at Georgia Tech *	1	1	2				L, 8-9 (11)
M14 APPALACHIAN ST.	3	2	2				W, 2-0
M16 VIRGINIA *	3	2	2	7	7	7	L, 4-10
M17 VIRGINIA *	3	2	2	7	7	7	W, 8-5
M18 VIRGINIA *	3	2	2	7	7	7	L, 7-8 (11)
M20 FLORIDA STATE	6	5	3	7	7	9	W, 4-3
M23 vs. Miami %	6	5	3				W, 10-0
M24 vs. Clemson %	6	5	3	18	18	14	W, 12-7 (14)
M25 vs. NC State %	6	5	3	9	9	10	W, 2-1 (18)
M26 vs. Virginia Tech %	6	5	3	22			W, 4-1
M31 CANISIUS #	5	3	3				W, 6-3
J1 TOWSON #	5	3	3				W, 8-5
J2 FLA. ATLANTIC #	5	3	3	23			L, 2-3
J3 FLA. ATLANTIC #	5	3	3	23			W, 12-11 (13)
J8 SOUTH CAROLINA !	5	3	3	18	14	11	W, 6-5
J9 SOUTH CAROLINA !	5	3	3	18	14	11	L, 0-8
J11 SOUTH CAROLINA !	5	3	3	18	14	11	W, 5-4
J16 vs. NC State!! (ESPN2)							3:00 p.m.

at Minute Maid Park; Houston, Texas
 *ACC games
 % ACC Championship at Durham, N.C.
 # NCAA Regional
 ! NCAA Super Regional
 !! College World Series at Omaha, Neb.
 Home games in ALL CAPS

2013 ACC Baseball

NC State Wolfpack (49-14, 19-10)

Opponent	NCS			Opp.			
	BA	CP	CB	BA	CP	CB	
F15 APP. STATE.....	8	11	11				L, 3-6
F19 CHARLOTTE.....	10	11	13				W, 5-0
F21 VILLANOVA.....	10	11	13				W, 14-3
F23 LA SALLE.....	10	11	13				W, 5-0
F24 WAGNER.....	10	11	13				W, 16-0
F24 WAGNER.....	10	11	13				W, 25-4
F26 NEW MEXICO ST..	10	18	11				W, 9-2
F27 NEW MEXICO ST..	10	18	11				W, 8-3
M1 vs. UMBC ^.....	10	18	11				W, 5-3
M2 vs. Florida Atlantic ^	10	18	11				W, 2-1 (10)
M3 vs. Coastal Carolina ^	10	18	11				W, 5-4
M5 at Elon.....	9	14	8				L, 12-24
M6 CAMPBELL.....	9	14	8				W, 5-2
M8 CLEMSON *.....	9	14	8				L, 5-10
M9 CLEMSON *.....	9	14	8				L, 4-7
M10 CLEMSON *.....	9	14	8				W, 4-1
M12 QUINNIPIAC.....	18	21	17				W, 1-0
M13 OLD DOMINION.....	18	21	17				W, 5-0
M15 at Wake Forest *.....	18	21	17				W, 12-6
M16 at Wake Forest *.....	18	21	17				L, 4-13
M17 at Wake Forest *.....	18	21	17				W, 5-2
M19 UNC GREENSBORO.	16	18	16				L, 5-8 (11)
M23 at Virginia *.....	16	18	16	14	13	11	L, 2-8
M23 at Virginia *.....	16	18	16	14	13	11	L, 3-4
M24 at Virginia *.....	16	18	16	14	13	11	L, 3-6
M27 at UNC-Wilmington.....	-	-	29				W, 10-6
M29 MARYLAND *.....	-	-	29				W, 3-2
M30 MARYLAND *.....	-	-	29				L, 2-3
M31 MARYLAND *.....	-	-	29				W, 9-4
A2 at East Carolina.....	-	-	27				W, 6-1
A3 ELON.....	-	-	27				W, 8-6
A5 VIRGINIA TECH *.....	-	-	27	22	-	-	W, 8-7 (14)
A6 VIRGINIA TECH *.....	-	-	27	22	-	-	W, 13-4
A7 VIRGINIA TECH *.....	-	-	27	22	-	-	W, 7-3
A9 EAST CAROLINA..	19	21	19				W, 2-0
A13 at Boston College *.	19	21	19				W, 6-5
A13 at Boston College *.	19	21	19				W, 6-2
A14 at Boston College *.	19	21	19				W, 3-2
A16 at Charlotte.....	15	16	15				W, 2-1
A19 at Georgia Tech * ..	15	16	15	14	15	15	W, 13-4
A20 at Georgia Tech * ..	15	16	15	14	15	15	W, 6-2
A21 at Georgia Tech * ..	15	16	15	14	15	15	W, 8-7
A23 DAVIDSON.....	6	11	9				W, 4-3
A26 NORTH CAROLINA * 6	11	9	1	1	1		L, 1-7
A27 NORTH CAROLINA * 6	11	9	1	1	1		W, 7-3
M3 PRESBYTERIAN	5	10	7				W, 5-1
M4 PRESBYTERIAN	5	10	7				W, 8-1
M5 PRESBYTERIAN	5	10	7				W, 12-3
M7 UNC-WILMINGTON..	5	9	7				W, 7-2
M11 FLORIDA STATE * ..	5	9	7	9	7	9	W, 3-1
M12 FLORIDA STATE * ..	5	9	7	9	7	9	L, 3-12
M13 FLORIDA STATE * ..	5	8	8	9	8	9	L, 4-8
M16 at Duke *.....	5	8	8				W, 5-2
M17 at Duke *.....	5	8	8				W, 7-6 (10)
M18 at Duke *.....	5	8	8				W, 9-1
M22 vs. Clemson %.....	9	9	10	18	18	14	W, 6-3
M24 vs. Miami %.....	9	9	10				W, 7-1
M25 vs. North Carolina %	9	9	10	6	5	3	L, 1-2 (18)
M31 BINGHAMTON #.....	7	8	10				W, 4-1
J1 WILLIAM & MARY # ..	7	8	10				W, 1-0
J2 WILLIAM & MARY # ..	7	8	10				W, 9-2
J8 RICE !.....	7	8	9	20	16	13	W, 4-3
J9 RICE !.....	7	8	9	20	16	13	W, 5-4 (17)
J16 vs. North Carolina!! (ESPN2)							3:00 p.m.

^ at Myrtle Beach, S.C.

*ACC games

% ACC Championship at Durham, N.C.

NCAA Regional

! NCAA Super Regional

!! College World Series at Omaha, Neb.

Home games in ALL CAPS

Virginia Cavaliers (50-12, 22-8)

Opponent	VA			Opp.			
	BA	CP	CB	BA	CP	CB	
F15 at East Carolina.....	25	35				37	W, 14-4
F16 at East Carolina.....	25	35				37	W, 13-9
F18 ST. PETER'S.....	25	29					W, 9-1
F19 WILLIAM & MARY.....	25	29					W, 11-2
F22 TOLEDO.....	25	29					W, 15-0
F23 TOLEDO.....	25	29					W, 5-0
F24 TOLEDO.....	25	29					W, 6-3
F27 GEO WASHINGTON	19	24					W, 11-0
M1 HARVARD.....	19	24					W, 3-0
M2 BUCKNELL.....	19	24					W, 12-4
M2 HARVARD.....	19	24					W, 11-5
M3 BUCKNELL.....	19	24					W, 9-1
M9 MARYLAND *.....	25	17	17			30	W, 7-6
M9' MARYLAND *.....	25	17	17			30	W, 5-0
M10 MARYLAND *.....	25	17	17			30	L, 2-4
M13 LIBERTY.....	22	13	12				W, 7-2
M15 at Clemson *.....	22	13	12			26	W, 6-5 (11)
M16 at Clemson *.....	22	13	12			26	L, 6-7
M17 at Clemson *.....	22	13	12			26	W, 8-5
M19 YALE.....	14	13	11				W, 14-3
M20 YALE.....	14	13	11				W, 10-0
M23 NC STATE *.....	14	13	11	16	18	16	W, 8-2
M23 NC STATE *.....	14	13	11	16	18	16	W, 4-3
M24 NC STATE *.....	14	13	11	16	18	16	W, 6-3
M27 TOWSON.....	9	8	5				W, 7-1
M29 MIAMI *.....	9	8	5				W, 15-4
M30 MIAMI *.....	9	8	5				W, 8-1
M31 MIAMI *.....	9	8	5				L, 3-4
A2 at Liberty.....	5	8	4				W, 2-0
A3 VMI.....	5	8	4				W, 8-6
A6 at Wake Forest *.....	5	8	4				W, 7-6
A7 at Wake Forest *.....	5	8	4				W, 8-6
A8 at Wake Forest *.....	5	5	4				W, 9-7
A10 RADFORD.....	5	5	4				L, 8-9
A12 at Georgia Tech * ..	5	5	4	20	17	19	L, 1-2
A13 at Georgia Tech * ..	5	5	4	20	17	19	W, 7-2
A14 at Georgia Tech * ..	5	5	4	20	17	19	L, 2-3 (6)
A17 OLD DOMINION.....	7	8	9				W, 10-9 (10)
A20 FLORIDA STATE * ..	7	8	9	6	6	6	W, 9-2
A20 FLORIDA STATE * ..	7	8	9	6	6	6	W, 2-0
A21 FLORIDA STATE * ..	7	8	9	6	6	6	W, 5-2
A23 RICHMOND.....	5	5	5				W, 6-2
A24 JAMES MADISON.....	5	5	5				W, 16-8
A26 at Virginia Tech * ..	5	5	5				W, 15-6
A27 at Virginia Tech * ..	5	5	5				L, 3-5
A27 at Virginia Tech * ..	5	5	5				L, 6-11
A30 at VCU.....	7	7	8				W, 11-3
M10 DUKE *.....	7	8	8				W, 6-5
M11 DUKE *.....	7	8	8				W, 17-8
M12 DUKE *.....	7	8	8				W, 14-6
M14 VCU.....	7	8	8				W, 17-3
M16 at North Carolina * ..	7	7	7	3	2	2	W, 10-4
M17 at North Carolina * ..	7	7	7	3	2	2	L, 5-8
M18 at North Carolina * ..	7	7	7	3	2	2	W, 8-7 (11)
M22 vs. Virginia Tech % ..	5	6	5	22	-	-	L, 1-10
M23 vs. Georgia Tech % ..	5	6	5				W, 8-2
M24 vs. Florida State % ..	5	6	5	7	7	9	W, 7-4 (12)
M31 ARMY #.....	6	6	6				W, 2-1
J1 ELON #.....	6	6	6				W, 2-0
J2 ELON #.....	6	6	6				W, 11-3
J8 MISSISSIPPI ST ! ..	6	6	6	14	11	12	L, 6-11
J9 MISSISSIPPI ST ! ..	6	6	6	14	11	12	L, 5-6

% at ACC Championship at Durham, N.C.

*ACC games

NCAA Regional

! NCAA Super Regional

Home games in ALL CAPS

2013 ACC Baseball

Virginia Tech Hokies (40-22, 15-14)

Opponent	VT			Opp.			
	BA	CP	CB	BA	CP	CB	
F15 vs. Kent State ^							W, 10-9
F16 vs. Kent State ^							W, 8-1
F16 at UNC Wilmington							W, 9-0
F17 at UNC Wilmington							W, 7-2
F23 TEMPLE	24	-	-				L, 3-7
F23 HOLY CROSS	24	-	-				W, 7-5
F24 DELAWARE	24	-	-				W, 13-4
F25 DELAWARE	25	-	-				W, 5-3
F27 RADFORD	25	-	-				W, 14-10
M1 vs. Rhode Island #	25	-	-				W, 7-3
M1 vs. Ohio #	25	-	-				W, 8-2
M2 vs. Notre Dame #	25	-	-	22	-	-	L, 0-3
M3 vs. Tennessee #	25	-	-				W, 7-3
M8 GEORGIA TECH *	24	-	-	14	18	16	L, 1-11
M9 GEORGIA TECH *	24	-	-	14	18	16	L, 9-14
M10 GEORGIA TECH *	24	-	-	14	18	16	W, 6-2
M12 at Charlotte							W, 6-1
M13 at Elon							L, 3-4
M15 at Duke *							W, 2-1 (11)
M16 at Duke *							W, 14-7
M17 at Duke *							W, 6-2
M19 LIBERTY	24	-	-				W, 16-6
M22 at Miami *	24	-	-				L, 9-11
M23 at Miami *	24	-	-				L, 0-2
M24 at Miami *	24	-	-				W, 8-5 (10)
M26 VMI							L, 0-8
M29 FLORIDA STATE *				6	4	4	W, 3-2
M30 FLORIDA STATE *				6	4	4	L, 10-11
M30 FLORIDA STATE *				6	4	4	W, 3-2
A2 VCU	22	-	-				W, 11-5
A5 at NC State *	22	-	-			27	L, 7-8 (14)
A6 at NC State *	22	-	-			27	L, 3-14
A7 at NC State *	22	-	-			29	L, 3-7
A9 LONGWOOD							W, 7-5 (10)
A12 NORTH CAROLINA *				1	1	2	L, 8-21
A13 NORTH CAROLINA *				1	1	2	L, 8-9 (10)
A14 NORTH CAROLINA *				1	1	2	L, 0-3
A16 vs. Tennessee @							L, 4-5
A20 at Maryland *							L, 0-10
A20 at Maryland *							W, 10-9
A21 at Maryland *							W, 3-2
A23 at VMI							W, 9-6
A26 VIRGINIA *				5	5	5	L, 6-15
A27 VIRGINIA *				5	5	5	W, 5-3
A27 VIRGINIA *				5	5	5	W, 11-6
A30 at Radford	25	-	-				W, 4-3
M3 at Boston College *	25	-	-				W, 1-0 (12)
M4 at Boston College *	25	-	-				W, 7-5
M5 at Boston College *	25	-	-				L, 3-5
M8 HIGH POINT	22	-	-				W, 11-4
M11 MARIST	22	-	-				W, 7-6
M12 MARIST	22	-	-				W, 7-6 (10)
M16 WAKE FOREST *	22	-	-				W, 13-2
M17 WAKE FOREST *							W, 5-3
M22 vs. Virginia %	22	-	-	5	6	5	W, 10-1
M23 vs. Florida State %	22	-	-	7	7	9	W, 3-2
M24 vs. Georgia Tech %	22	-	-				W, 3-2
M26 vs. North Carolina %	22	-	-	6	5	3	L, 1-4
M31 CONNECTICUT !	16	22	19				L, 2-5
J1 COAST CAROLINA !	16	22	19				W, 9-1
J2 CONNECTICUT !	16	22	19				W, 5-3
J2 OKLAHOMA !	16	22	19	19	18	20	L, 4-10

^ at Wilmington, N.C.
 # at Cary, N.C.
 @ at Greenville, Tenn.
 % ACC Championship at Durham, N.C.
 * ACC games
 ! NCAA Regional
 Home games in ALL CAPS

Wake Forest Demon Deacons (28-27, 9-20)

Opponent	WF			Opp.			
	BA	CP	CB	BA	CP	CB	
F15 vs. Alcorn State ^							W, 3-0
F15 at Louisiana-Monroe							L, 0-9
F16 vs. Alcorn State ^							W, 17-2
F17 at Louisiana-Monroe							W, 11-4
F20 at Western Carolina							L, 2-7
F22 YOUNGSTOWN STATE							W, 8-2
F23 WEST VIRGINIA							L, 2-9
F24 YOUNGSTOWN STATE							W, 6-5
F24 WEST VIRGINIA							W, 11-3
F26 CHARLOTTE							W, 8-4
M1 NEW MEXICO STATE							W, 6-1
M2 NEW MEXICO STATE							W, 14-1
M3 NEW MEXICO STATE							L, 0-4
M5 at Charlotte							L, 4-5
M8 NORTH CAROLINA *	1	1	1				L, 0-4
M9 NORTH CAROLINA *	1	1	1				L, 6-20
M10 NORTH CAROLINA *	1	1	1				L, 2-6
M12 RHODE ISLAND							W, 9-5
M13 vs. Gardner-Webb #							W, 8-7
M15 NC STATE *	18	21	17				L, 6-12
M16 NC STATE *	18	21	17				W, 13-4
M17 NC STATE *	18	21	17				L, 2-5
M19 COASTAL CAROLINA							L, 6-7
M22 at Maryland *							L, 4-5
M23 at Maryland *							W, 8-7
M24 at Maryland *							W, 7-4
M26 WESTERN CAROLINA							W, 3-1
M29 at Georgia Tech *	13	15	16				L, 1-5
M30 at Georgia Tech *	13	15	16				L, 1-8
M30 at Georgia Tech *	13	15	16				W, 8-6
A2 UNC GREENSBORO							W, 5-4
A6 VIRGINIA *	5	8	4				L, 6-7
A7 VIRGINIA *	5	8	4				L, 6-8
A8 VIRGINIA *(ESPNU)	5	5	4				L, 7-9
A9 at High Point							W, 11-7 (14)
A10 HIGH POINT							W, 15-6
A12 at Clemson *							L, 2-8
A13 at Clemson *							L, 0-1
A14 at Clemson *							L, 4-6 (11)
A16 at UNCG							W, 11-4
A20 BOSTON COLLEGE *							W, 5-1
A20 BOSTON COLLEGE *							W, 9-2
A21 BOSTON COLLEGE *							W, 10-9 (11)
A23 at Winthrop							W, 10-2
A26 at Florida State *	10	9	10				L, 3-7
A27 at Florida State *	10	9	10				L, 6-8
A28 at Florida State *	10	9	10				L, 2-11
A30 ELON							W, 2-1 (13)
M1 at Elon							W, 17-6
M10 MIAMI *							L, 3-8
M11 MIAMI *							W, 5-4
M12 MIAMI *							W, 9-3
M14 WINTHROP							L, 2-5
M16 at Virginia Tech *							L, 2-13
M17 at Virginia Tech *							L, 3-5

^ at Monroe, La.
 # at Shelby, N.C.
 * ACC games
 % at Durham, N.C.
 Home games in ALL CAPS

2013 ACC Baseball

2013 ACC Performers of the Week

Player of the Week

F18 - Chad Pinder, 3B.....	Virginia Tech
F25 - Marcus Davis, OF/DH.....	Florida State
F25 - Charlie White, OF.....	Maryland
M4 - Zane Evans, C/DH/RP.....	Georgia Tech
M11 - Cody Stubbs, 1B.....	North Carolina
M18 - Zane Evans, C.....	Georgia Tech
M25 - Garrett Boulware, C.....	Clemson
M25 - DJ Stewart, OF/DH.....	Florida State
A1 - Jordan Betts, IF.....	Duke
A8 - Cody Stubbs, 1B.....	North Carolina
A15 - Colin Moran, 3B.....	North Carolina
A22 - Tarran Senay, 1B.....	NC State
A29 - Andrew Rash, OF.....	Virginia Tech
M6 - Stephen McGee, C.....	Florida State
M13 - DJ Stewart, OF.....	Florida State
M13 - Mike Papi, OF.....	Virginia
M20 - Mike Papi, OF.....	Virginia

Pitcher of the Week

F18 - Buck Farmer, SP.....	Georgia Tech
F25 - Carlos Rodon, SP.....	NC State
M4 - Carlos Rodon, SP.....	NC State
M11 - Brandon Leibrandt, SP.....	Florida State
M18 - Benton Moss, SP.....	North Carolina
M25 - Bryan Radziewski, SP.....	Miami
A1 - Dusty Isaacs, SP.....	Georgia Tech
A1 - Austin Stadler, SP.....	Wake Forest
A8 - Robert Huber, SP.....	Duke
A15 - Buck Farmer, SP.....	Georgia Tech
A22 - Andrew Suarez, SP.....	Miami
A29 - Jimmy Reed, SP.....	Maryland
M6 - Jimmy Reed, SP.....	Maryland
M13 - Matthew Crownover, SP.....	Clemson
M20 - Daniel Gossett, SP.....	Clemson

All-Time Selections

School	Player	Pitcher
Boston College.....	6	3
Clemson.....	62	41
Duke.....	15	19
Florida State.....	72	51
Georgia Tech.....	63	41
Maryland.....	13	16
Miami.....	12	13
North Carolina.....	48	33
NC State.....	35	35
Virginia.....	20	41
Virginia Tech.....	7	5
Wake Forest.....	28	29

ACC Coaches Records

Overall Career Record

Coach	Year	W-L-T
Mike Gambino, Boston College	3rd	51-106-0
Jack Leggett, Clemson	34th	1,264-716-1
Chris Pollard, Duke	14th	411-347-3
Mike Martin, Florida State	34th	1,770-611-4
Danny Hall, Georgia Tech	26th	1,062-518-1
John Szefc, Maryland	8th	242-162-1
Jim Morris, Miami	32nd	1,391-613-4
Mike Fox, North Carolina	30th	1,231-413-5
Elliott Avent, NC State	25th	872-609
Brian O'Connor, Virginia	10th	461-161-2
Pete Hughes, Virginia Tech	17th	524-385-2
Tom Walter, Wake Forest	17th	530-447-0

Record At School (All games while at current school)

Coach	Year	W-L-T
Mike Gambino, Boston College	3rd	51-106-0
Jack Leggett, Clemson	20th	887-426-1
Chris Pollard, Duke	1st	26-29-0
Mike Martin, Florida State	34th	1,770-611-4
Danny Hall, Georgia Tech	20th	854-402-1
John Szefc, Maryland	1st	30-25-0
Jim Morris, Miami	20th	887-368-3
Mike Fox, North Carolina	15th	692-272-1
Elliott Avent, NC State	17th	648-396
Brian O'Connor, Virginia	10th	461-161-2
Pete Hughes, Virginia Tech	7th	222-174
Tom Walter, Wake Forest	4th	104-119-0

ACC Game Career Record

Coach	Year	W-L-T
Mike Gambino, Boston College	3rd	21-67-0
Jack Leggett, Clemson	20th	338-192-1
Chris Pollard, Duke	1st	9-21-0
Mike Martin, Florida State	22nd	405-165-0
Danny Hall, Georgia Tech	20th	329-197-1
John Szefc, Maryland	1st	11-19-0
Jim Morris, Miami	21st	299-187-2
Mike Fox, North Carolina	15th	256-151-1
Elliott Avent, NC State	17th	235-219
Brian O'Connor, Virginia	10th	188-99-1
Pete Hughes, Virginia Tech	8th	87-151-0
Tom Walter, Wake Forest	4th	45-74-0

2013 ACC Baseball

2013 ACC Series Records

	BC	CU	DU	FS	GT	MD	UM	NC	ST	VA	VT	WF	Div W-L	ACC W-L
Boston College.....	x	0-3	0-3	0-3	0-3	1-2	2-1	0-2	0-3	0-0	1-2	0-3.....	1-14.....	4-25
Clemson.....	3-0	x	2-1	1-2	2-1	2-1	1-2	1-2	2-1	1-2	0-0	3-0.....	11-4.....	18-12
Duke.....	3-0	1-2	x	0-3	2-1	1-2	2-1	0-3	0-3	0-3	0-3	0-0.....	4-11.....	9-21
Florida State.....	3-0	2-1	3-0	x	2-1	2-1	2-1	0-0	2-1	0-3	1-2	3-0.....	12-3.....	20-10
Georgia Tech.....	3-0	1-2	1-2	0-0	x	0-0	1-2	2-1	0-3	2-1	2-1	2-1.....	8-7.....	15-15
Maryland.....	2-1	1-2	2-1	1-2	0-0	x	1-2	0-3	1-2	1-2	1-2	1-2.....	6-9.....	11-19
Miami.....	1-2	2-1	1-2	1-2	2-1	2-1	x	1-2	0-0	1-2	2-1	1-2.....	7-8.....	14-16
North Carolina.....	2-0	2-1	3-0	0-0	1-2	3-0	2-1	x	1-2	1-2	3-0	3-0.....	10-5.....	21-7
NC State.....	3-0	1-2	3-0	1-1	3-0	2-1	0-0	1-1	x	0-3	3-0	2-1.....	9-6.....	19-10
Virginia.....	0-0	2-1	3-0	3-0	1-2	2-1	2-1	2-1	3-0	x	1-2	3-0.....	9-6.....	22-8
Virginia Tech.....	2-1	0-0	3-0	2-1	1-2	2-1	1-2	0-3	0-3	2-1	x	2-0.....	7-8.....	15-14
Wake Forest.....	3-0	0-3	0-0	0-3	1-2	2-1	2-1	0-3	1-2	0-3	0-2	x.....	6-9.....	9-20

ACC, Divisional Records (Regular Season 2006-2013)

	BC	CU	DU	FS	GT	MD	UM	NC	ST	VA	VT	WF	Div W-L	ACC W-L
Boston College.....	x	6-18	12-9	4-20	5-16	16-8	4-13	1-16	6-18	2-15	8-10	12-12.....	44-79.....	77-156
Clemson.....	18-6	x	18-5-1	14-10	12-12	18-6	9-9	3-15	16-8	3-15	15-3	15-6.....	81-36.....	141-95-1
Duke.....	9-12	4-16-1	x	2-16	8-16	8-10	5-18	6-18	5-13	6-15	13-11	3-15.....	38-85.....	69-160-1
Florida State.....	20-4	10-14	16-2	x	12-6	21-3	14-10	9-9	15-6	8-8	18-6	20-4.....	84-29.....	161-72
Georgia Tech.....	16-5	12-12	16-8	6-12	x	13-5	11-10	12-9	9-9	11-11-1	15-9	13-5.....	65-47-1.....	134-95-1
Maryland.....	8-16	6-18	10-8	3-21	5-13	x	5-12	4-17	8-16	2-19	5-13	7-17.....	33-90.....	62-172
Miami.....	13-4	9-9	18-5	10-14	10-11	12-5	x	11-13	13-5	10-13	17-7	17-4.....	70-50.....	135-89
North Carolina.....	16-1	15-2	18-6	9-9	9-12	17-4	13-11	x	12-10	13-11	19-1	13-5.....	75-44.....	154-72
NC State.....	18-6	8-16	13-5	6-15	9-9	16-8	5-13	10-12	x	13-11	12-5	18-6.....	66-50.....	128-106
Virginia.....	15-2	15-3	15-6	8-8	10-9-1	19-2	13-10	11-13	11-13	x	18-6	15-5.....	68-46-1.....	151-79-1
Virginia Tech.....	10-8	3-15	11-13	6-18	9-15	13-5	7-17	1-19	5-12	6-18	x	11-12.....	34-85.....	82-152
Wake Forest.....	12-12	6-15	15-3	4-20	5-13	17-7	4-17	5-13	6-18	5-15	12-11	x.....	46-75.....	93-142

NCAA Div. I RPI

(The most recent NCAA Division I RPI ranking as of Tuesday, May 28)

1. North Carolina
3. Virginia
7. NC State
8. Florida State
11. Virginia Tech
14. Clemson
19. Miami
23. Georgia Tech
37. Maryland
58. Wake Forest
73. Duke
170. Boston College

Boyd's World

('Pseudo RPIs' as compiled by independent analyst Boyd Nation - Below is the update of June 12)

1. North Carolina
4. Virginia
7. NC State
9. Florida State
15. Virginia Tech
17. Clemson
19. Miami
22. Georgia Tech
41. Maryland
61. Wake Forest
77. Duke
172. Boston College

Warren Nolan RPI

(RPIs as compiled by Warren Nolan - Below is the update of June 12)

1. North Carolina
4. Virginia
6. NC State
9. Florida State
15. Virginia Tech
17. Clemson
19. Miami
21. Georgia Tech
45. Maryland
59. Wake Forest
78. Duke
172. Boston College

Strength of Schedule

(National strength of schedule rank for ACC teams as of June 12 as compiled by Warren Nolan)

1. Miami
3. Georgia Tech
4. Virginia Tech
5. North Carolina
6. Virginia
8. Clemson
9. NC State
14. Boston College
19. Florida State
20. Maryland
21. Duke
22. Wake Forest

2013 ACC Baseball

Preseason All-America Baseball America

First team

Colin Moran, 3B North Carolina
 Carlos Rodon, SP NC State
 Trea Turner, SS NC State

Second team

Daniel Palka, DH Georgia Tech
 Derek Fisher, OF Virginia

NCBWA

First team

Carlos Rodon, SP NC State

Second team

Buck Farmer, SP Georgia Tech
 Kent Emanuel, SP North Carolina
 Trea Turner, SS NC State
 Mark Zagunis, C Virginia Tech

Third team

Mike Compton, SP Florida State
 Brandon Thomas, OF Georgia Tech
 A.J. Salcines, RP Miami

Collegiate Baseball

First team

Carlos Rodon, SP NC State
 Trea Turner, SS NC State

Second team

Buck Farmer, SP Georgia Tech
 Kent Emanuel, SP North Carolina

Third team

Steve Wilkerson, 2B Clemson
 Mike Compton, SP Florida State
 Brandon Leibrandt, SP Florida State
 Colin Moran, 3B North Carolina
 Brandon Thomas, OF Georgia Tech

Perfect Game

First team

Carlos Rodon, SP NC State
 Trea Turner, SS NC State

Second team

Colin Moran, 3B North Carolina
 Derek Fisher, OF Virginia

College Baseball Insider

First team

Carlos Rodon, SP NC State
 Trea Turner, SS NC State

Second team

Brandon Thomas, OF Georgia Tech
 A.J. Salcines, RP Miami
 Kent Emanuel, SP North Carolina
 Colin Moran, 3B North Carolina

Honorable mention

Steve Wilkerson, 2B Clemson
 Alex Cruz, RP Georgia Tech
 Zane Evans, UT Georgia Tech
 Buck Farmer, SP Georgia Tech
 Daniel Palka, OF Georgia Tech
 Benton Moss, SP North Carolina
 Kyle Crockett, SP Virginia
 Derek Fisher, OF Virginia
 Mark Zagunis, C Virginia Tech

College Baseball 360

Primetime Performer of the Week

Kenny Towns, DH/3B, Virginia Feb. 19
 Marcus Davis, OF/DH, Florida State Feb. 26
 Zane Evans, C/DH/RP, Georgia Tech March 5
 Kent Emanuel, SP, North Carolina March 5
 Garrett Boulware, C, Clemson March 12

NCBWA Stopper of the Year

Preseason Watch List

John Gorman, RP Boston College
 Scott Firth, RP Clemson
 A.J. Salcines, RP Miami
 Clark Labitan, RP Virginia Tech

Midseason Watch List

Andrew Istler, RP Duke
 Eric Nedeljkovic, RP Miami
 Robby Coles, RP Florida State
 Kyle Crockett, RP Virginia

Collegiate Baseball Player of the Week

Marcus Davis, OF/DH, Florida State Feb. 25
 Charlie White, OF, Maryland Feb. 25
 DJ Stewart, OF, Florida State May 13
 Tyler Horan, OF, Virginia Tech May 13

Collegiate Baseball Pitcher of the Week

Buck Farmer, SP, Georgia Tech Feb. 18
 Carlos Rodon, SP, NC State Feb. 25
 Brandon Waddell, SP Feb. 25
 Carlos Rodon, SP, NC State March 4
 Bryam Radziewski, SP, Miami March 25

NCBWA Hitter of the Week

Charlie White, OF, Maryland Feb. 26
 Colin Moran, 3B, North Carolina April 16
 DJ Stewart, OF, Florida State May 14

NCBWA Pitcher of the Week

Buck Farmer, SP, Georgia Tech Feb. 19
 Carlos Rodon, NC State March 5

CBI National Team of the Week

NC State March 5
 Virginia April 23

CBI Regional Team of the Week

Duke April 9
 Virginia Tech May 1

CBI Regional Player of the Week

Zane Evans, C, Georgia Tech March 5
 Zane Evans, C, Georgia Tech March 20

CBI Regional Pitcher of the Week

Buck Farmer, SP, Georgia Tech Feb. 20
 Benton Moss, SP, North Carolina March 20
 Robert Huber, SP, Duke April 10

College Baseball HOF Pitcher of the Year

Watch List

Scott Sitz, SP Florida State
 Buck Farmer, SP Georgia Tech
 Kent Emanuel, SP North Carolina
 Trent Thornton, SP North Carolina

Midseason Watch List

Scott Sitz, SP Florida State
 Buck Farmer, SP Georgia Tech
 Kent Emanuel, SP North Carolina

John Olerud Award

Watch List

Zane Evans, C/DH/RP Georgia Tech
 Nick Howard, IF-P Virginia
 Matt Conway, 1B-P Wake Forest

Midseason All-America Baseball America

Kent Emanuel, SP North Carolina
 Brian O'Connor, Head Coach Virginia

Golden Spikes Award

Preseason Watch List

Buck Farmer, SP Georgia Tech
 Kent Emanuel, SP North Carolina
 Colin Moran, 3B North Carolina
 Carlos Rodon, SP NC State
 Trea Turner, SS NC State

Midseason Watch List

Zane Evans, C/P Georgia Tech
 Buck Farmer, SP Georgia Tech
 Daniel Palka, Util. Georgia Tech
 Bryan Radziewski, SP Miami
 Kent Emanuel, SP North Carolina
 Colin Moran, 3B North Carolina
 Carlos Rodon, SP NC State
 Trea Turner, SS NC State
 Kyle Crockett, RP Virginia

Semifinalists

Zane Evans, C/P Georgia Tech
 Kent Emanuel, SP North Carolina
 Colin Moran, 3B North Carolina
 Trea Turner, SS NC State

Finalist

Colin Moran, 3B North Carolina

Capital One Academic All-America

Third Team

Brandon Thomas, OF Georgia Tech

Capital One Academic All-District

District 3 First Team

Benton Moss, P North Carolina
 Mark Zagunis, C Virginia Tech
 Evan Stephens, OF Wake Forest

District 4 First Team

Gage Smith, P Florida State
 Brandon Thomas, OF Georgia Tech

Lowe's Senior CLASS Award

2013 Candidates List

Matt Pare', C Boston College
 Brandon Thomas, OF Georgia Tech

Finalist

Brandon Thomas, OF Georgia Tech

Dick Howser Award

Semifinalists

Zane Evans, C Georgia Tech
 Daniel Palka, OF Georgia Tech
 Kent Emanuel, SP North Carolina
 Colin Moran, 3B North Carolina
 Cody Stubbs, 1B North Carolina
 Trea Turner, SS NC State

Finalist

Colin Moran, 3B North Carolina

Gregg Olson Award

Semifinalists

Garrett Boulware, C Clemson
 Scott Sitz, SP Florida State
 Christian Diaz, SP Miami
 Cody Stubbs, 1B North Carolina
 Mike Papi, OF Virginia
 Devin Burke, SP Virginia Tech

Finalist

Scott Sitz, SP Florida State

Brooks Wallace Award

Midseason Watch List

Trea Turner, SS NC State
 Brandon Cogswell, SS Virginia

Finalist

Trea Turner, SS NC State

2013 ACC Baseball

All-America Teams

Collegiate Baseball Louisville Slugger

First team

Kent Emanuel, SP North Carolina

Second team

Colin Moran, 3B North Carolina

Trea Turner, SS NC State

Tyler Horan, OF Virginia Tech

Bryan Radziewski, SP Miami

Carlos Rodon, SP NC State

Third team

Zane Evans, C Georgia Tech

Cody Stubbs, 1B North Carolina

Daniel Palka, OF Georgia Tech

Scott Sitz, SP Florida State

NCBWA

First team

Daniel Palka, OF Georgia Tech

Second team

Zane Evans, C Georgia Tech

Colin Moran, 3B North Carolina

Carlos Rodon, SP NC State

Third team

Trea Turner, SS NC State

Kent Emanuel, SP North Carolina

Kyle Crockett, RP Virginia

Baseball America

First team

Daniel Palka, OF Georgia Tech

Mike Papi, OF Virginia

Colin Moran, DH North Carolina

Third team

Zane Evans, C Georgia Tech

Trea Turner, SS NC State

Carlos Rodon, SP NC State

Freshman All-America

Collegiate Baseball Louisville Slugger

Matthew Crownover, SP Clemson

Steven Duggar, OF Clemson

DJ Stewart, OF Florida State

Matt Gonzalez, 2B Georgia Tech

Skye Bolt, OF North Carolina

Landon Lassiter, DH North Carolina

Trent Thornton, RP North Carolina

Joe McCarthy, OF Virginia

NCBWA

First team

DJ Stewart, OF Florida State

Skye Bolt, OF North Carolina

Landon Lassiter, DH North Carolina

Trent Thornton, RP North Carolina

Joe McCarthy, OF Virginia

Johnny Bench Award

Watch List

Matt Pare', C Boston College

Garrett Boulware, C Clemson

Stephen McGee, C Florida State

Zane Evans, C Georgia Tech

Brett Austin, C NC State

Nate Irving, C Virginia

Mark Zagunis, C Virginia Tech

Finalist

Zane Evans, C Georgia Tech

ACC Baseball Contacts

BOSTON COLLEGE **Zanna Ollove**
(617) 552-2004 ollove@bc.edu
Boston College Press Box (617) 552-0530

CLEMSON **Brian Hennessy**
(864) 656-1921 bhennes@clemson.edu
Clemson Press Box (864) 656-7731

DUKE **Ashley Wolf**
(919) 668-4393 awolf@duaa.duke.edu
Duke Press Box (919) 812-4436

FLORIDA STATE **Jason Leturmy**
(850) 644-0615 jleturmy@fsu.edu
Florida State Press Box (850) 644-1403

GEORGIA TECH **Mike DeGeorge**
(404) 894-5445 mdegeorge@athletics.gatech.edu
Georgia Tech Press Box (404) 894-3167

MARYLAND **Matt Bertram**
(301) 314-8093 mbertram@umd.edu
Maryland Press Box (301) 314-0379

MIAMI **Camron Ghorbi**
(305) 284-3249 cghorbi@miami.edu
Miami Press Box (305) 284-8192

NORTH CAROLINA **Dave Schmidt**
(919) 962-0084 dschmidt@unca.unc.edu
North Carolina Press Box (919) 962-3509

NC STATE **Cavan Fosnes**
(919) 515-2102 cafosnes@ncsu.edu
NC State Press Box (919) 513-3035

VIRGINIA **Andy Flederjohann**
(434) 982-5131 fleder@virginia.edu
Virginia Press Box (434) 244-4071

VIRGINIA TECH **Marc Mullen**
(540) 231-1894 marcm@vt.edu
Virginia Tech Press Box (540) 231-8974

WAKE FOREST **Steven Wright**
(336) 758-4120 wrights@wfu.edu
Wake Forest Press Box (336) 759-7373

ACC **Steve Phillips**
(336) 851-6062 sphillips@theacc.org
ACC fax (336) 854-8797

Follow ACC Baseball on Twitter

Boston College @BCBirdBall
Clemson @CUTigerBaseball
Duke @Duke_BASE
Florida State @FSU_Baseball
Georgia Tech @GT_Baseball
Maryland @UMTerpsBaseball
Miami @CanesBaseball
North Carolina @DiamondHeels
NC State @NCStateBaseball
Virginia @UVaBaseball
Virginia Tech @VT_Baseball
Wake Forest @WFUBaseball
The ACC @ACCBBaseball

ACC vs. Non-Conference Teams

Conferences	2013	2012
America East	6-1	10-3
Atlantic 10	21-5	18-6
Atlantic Sun	12-1	13-6
Big 12	3-3	1-3
Big East	24-6	16-3
Big South	35-12	29-9
Big Ten	2-5	5-1
Big West	0-0	0-0
Colonial	27-10	23-5-1
Conference USA	12-1	14-5
Horizon	8-0	6-2
Independent	0-0	0-0
Ivy	15-1	8-3
Metro Atlantic	6-1	9-2
Mid-American	9-1	6-1
Mid-Eastern	7-1	9-0
Missouri Valley	1-1	3-1
Mountain West	0-0	0-0
Northeast	4-2	8-0
Ohio Valley	2-0	1-0
Pac-12	1-0	7-4
Patriot	7-0	4-1
SEC	11-18	6-17
Southern	29-6	26-13
Southland	0-0	0-0
SWAC	2-0	0-0
Summit	4-0	0-0
Sun Belt	8-3	5-3
West Coast	0-0	3-0
Western Athletic	4-1	1-3
Others	2-0	3-0
Totals	262-79-0	234-91-1
	(.768)	(.719)

Home vs. Non-Conf	192-40
Road vs. Non-Conf	49-25
Neutral vs. Non-Conf	21-14

ACC Preseason Coaches Poll

ACC Champion

NC State	6
North Carolina	4
Clemson	1
Florida State	1

ATLANTIC DIVISION

School (1st place votes)	Pts	2012 Record
1. NC State (10)	69	43-20, 19-11 ACC
2. Florida State (1)	60	50-17, 24-6 ACC
3. Clemson (1)	50	35-28, 16-14 ACC
4. Wake Forest	34	33-24, 13-17 ACC
5. Maryland	22	32-24, 10-20 ACC
6. Boston College	17	10-20, 22-33 ACC

COASTAL DIVISION

School (1st place votes)	Pts	2012 Record
1. North Carolina (9)	69	46-16, 22-8 ACC
2. Georgia Tech (1)	55	38-26, 12-18 ACC
3. Virginia (2)	50	39-19-1, 18-12 ACC
4. Miami	39	36-23, 16-14 ACC
5. Virginia Tech	17	34-21, 11-19 ACC
6. Duke	12	21-34, 9-21 ACC

2013 ACC Baseball

Collegiate Baseball

	P	F	F	M	M	M	M	A	A	A	A	M	M	M	M	J	
	S	18	25	4	11	18	25	1	8	15	22	29	6	13	20	27	4
LSU	4	4	4	4	3	3	3	2	1	2	2	3	3	3	2	1	1
Vanderbilt	3	3	3	2	4	4	7	3	3	3	4	1	1	1	1	2	2
North Carolina	2	1	1	1	1	1	1	1	2	1	1	2	2	2	3	3	3
Cal. St. Fullerton	23	19	17	12	13	12	6	5	5	4	3	4	4	5	5	4	4
Oregon State	10	9	5	3	2	2	2	6	6	5	6	6	5	4	4	5	5
Virginia	35	29	24	17	12	11	5	4	4	9	5	8	8	7	6	6	6
Florida State	19	18	18	15	7	7	4	7	7	6	10	9	9	9	9	9	7
Louisville	22	26	23	19	14	13	18	12	11	8	12	11	10	10	8	8	8
NC State	11	13	11	8	17	16	29	27	19	15	9	7	7	8	10	10	9
UCLA	5	6	12	13	10	9	8	13	15	11	7	12	11	11	11	11	10
South Carolina	7	7	7	6	5	5	14	14	12	22	15	15	16	15	15	13	11
Mississippi State	13	12	9	5	8	14	19	24	26	18	17	28	24	23	18	14	12
Rice	20	10	13	28	-	-	28	28	21	27	27	27	26	-	26	23	13
Oklahoma	14	14	10	10	19	18	11	10	8	10	11	10	13	19	-	20	14
Kansas State	-	-	-	-	-	-	-	-	-	-	-	-	29	18	17	15	15
Indiana	-	-	-	-	-	-	25	16	13	-	-	21	21	21	22	22	16
Oregon	6	5	6	14	16	15	10	8	9	7	8	5	6	6	7	7	17
Arkansas	1	2	2	29	21	28	12	11	10	13	16	16	12	12	12	12	18
Arizona State	16	23	26	20	15	22	-	-	27	24	26	13	14	13	13	16	19
Virginia Tech	-	-	-	27	-	-	-	-	-	-	-	-	-	-	-	19	20
Cal Poly	-	-	27	21	20	20	21	17	20	16	18	24	22	-	23	21	21
Oklahoma State	-	-	-	26	27	21	22	21	-	-	-	-	-	26	20	25	22
Troy	-	-	-	-	-	-	-	-	-	-	-	25	-	21	26	23	23
Florida Atlantic	-	-	-	-	-	-	30	-	-	-	-	-	-	-	-	-	24
Central Arkansas	-	-	-	-	30	30	-	-	-	-	-	-	-	-	-	-	25
Liberty	-	-	-	-	-	-	-	-	-	-	-	-	-	-	-	-	26
Clemson	27	28	28	-	26	-	-	-	17	12	13	14	15	14	14	17	27
William & Mary	-	-	-	-	-	-	-	-	-	-	-	-	-	-	-	-	28
Austin Peay	-	-	-	-	-	-	-	-	-	-	-	-	-	-	-	-	29
San Diego	12	-	-	-	-	-	29	-	-	-	-	-	-	-	30	30	30
New Mexico	33	-	-	-	-	-	-	-	-	28	18	18	17	16	18	-	-
Mississippi	25	16	16	11	6	6	15	19	-	20	20	26	27	20	24	24	-
South Alabama	-	-	30	-	-	25	24	-	-	-	-	25	23	22	25	27	-
Sam Houston State	-	-	-	-	-	-	-	-	-	-	-	28	27	27	28	-	-
Coastal Carolina	38	-	-	-	-	-	-	-	-	26	-	-	-	30	30	29	-
Seton Hall	-	-	-	-	-	-	-	-	-	-	-	-	-	24	19	-	-
Campbell	-	-	-	-	29	27	-	-	-	29	29	30	-	28	-	-	-
Western Carolina	-	-	-	-	-	-	-	-	-	-	-	-	-	29	29	-	-
Pittsburgh	-	-	-	-	-	30	26	-	25	23	17	17	16	-	-	-	-
U.C. Irvine	30	21	21	22	28	23	23	-	-	-	-	-	-	25	-	-	-
Campbell	-	-	-	-	-	-	-	-	-	-	-	-	-	28	-	-	-
Stanford	9	11	14	9	18	17	-	-	23	17	14	22	19	-	-	-	-
South Florida	-	-	-	-	-	-	-	-	-	28	25	20	20	-	-	-	-
Florida	24	24	-	-	-	-	-	-	-	19	19	19	-	-	-	-	-
Arizona	18	15	15	18	24	-	-	-	25	21	24	23	-	-	-	-	-
Central Florida	-	-	-	-	-	-	-	-	-	-	-	30	-	-	-	-	-
Georgia Tech	17	17	19	16	11	10	16	15	18	14	21	-	-	-	-	-	-
Gonzaga	-	-	-	-	-	-	-	-	-	-	22	-	-	-	-	-	-
Houston	-	-	-	-	-	20	20	28	28	29	30	-	-	-	-	-	-
Kentucky	8	8	8	7	9	8	9	9	14	23	-	-	-	-	-	-	-
Bryant	-	-	-	-	-	-	-	-	-	30	-	-	-	-	-	-	-
Notre Dame	-	-	-	25	22	19	17	23	16	-	-	-	-	-	-	-	-
Alabama	-	-	-	-	-	-	-	22	22	-	-	-	-	-	-	-	-
Texas A&M	26	27	-	-	-	24	13	18	24	-	-	-	-	-	-	-	-
Florida Gulf Coast	-	-	25	23	23	26	26	25	29	-	-	-	-	-	-	-	-
Creighton	-	-	-	-	-	-	-	-	30	-	-	-	-	-	-	-	-
California	-	-	-	-	27	-	-	-	-	-	-	-	-	-	-	-	-
UNLV	-	-	-	-	15	-	-	-	-	-	-	-	-	-	-	-	-
Miami	28	20	20	24	29	-	-	-	-	-	-	-	-	-	-	-	-
Maryland	-	-	-	30	-	-	-	-	-	-	-	-	-	-	-	-	-
Texas	21	25	22	-	-	-	-	-	-	-	-	-	-	-	-	-	-
Pepperdine	40	-	29	-	-	-	-	-	-	-	-	-	-	-	-	-	-
San Diego State	-	22	-	-	-	-	-	-	-	-	-	-	-	-	-	-	-
Southern Mississippi	36	30	-	-	-	-	-	-	-	-	-	-	-	-	-	-	-
Texas Christian	15	-	-	-	-	-	-	-	-	-	-	-	-	-	-	-	-
Georgia	29	-	-	-	-	-	-	-	-	-	-	-	-	-	-	-	-
Missouri State	31	-	-	-	-	-	-	-	-	-	-	-	-	-	-	-	-
Wichita State	32	-	-	-	-	-	-	-	-	-	-	-	-	-	-	-	-
Kent State	34	-	-	-	-	-	-	-	-	-	-	-	-	-	-	-	-
East Carolina	37	-	-	-	-	-	-	-	-	-	-	-	-	-	-	-	-
Dallas Baptist	39	-	-	-	-	-	-	-	-	-	-	-	-	-	-	-	-

NCBWA

	P	F	F	M	M	M	M	A	A	A	A	A	M	M	M	M	J	
	S	18	25	4	11	18	25	1	8	15	22	29	6	13	20	27	4	
Team	S	18	25	4	11	18	25	1	8	15	22	29	6	13	20	27	4	
LSU	3	2	4	3	3	3	2	2	2	2	2	4	4	2	2	1	1	
Cal State Fullerton	23	19	18	13	13	10	7	4	4	4	3	3	5	4	3	2	2	
Vanderbilt	4	4	3	2	2	2	5	3	3	3	4	1	1	1	1	2	3	
North Carolina	2	1	1	1	1	1	1	1	1	1	1	1	2	2	4	6	4	
Oregon State	10	8	5	4	4	4	3	8	7	6	6	5	5	3	3	5	5	
Virginia	30	25	22	19	17	15	9	6	5	8	5	7	7	7	5	6	6	
NC State	9	16	16	12	18	19	27	25	20	17	13	10	9	9	10	8	7	
Florida State	11	9	7	5	5	5	4	7	6	5	9	8	8	7	10	8	8	
Mississippi State	16	13	10	6	10	14	17	18	16	11	10	15	13	17	13	9	9	
UCLA	5	6	9	7	7	7	6	11	15	12	8	12	11	11	11	12	10	
Louisville	19	21	19	20	15	13	15	14	12	9	12	11	10	10	9	13	11	
Indiana	-	-	-	-	-	29	24	17	13	19	17	17	16	15	15	11	12	
Kansas State	-	-	-	-	-	-	-	-	-	-	-	-	-	28	22	17	14	
Rice	18	12	12	22	27	24	20	21	18	23	20	18	17	20	19	15	14	
South Carolina	6	7	8	8	6	6	13	12	10	15	11	9	12	12	14	16	15	
Oklahoma	17	15	15	14	20	18	14	13	11	13	14	13	18	21	25	19	16	
Oregon	8	5	6	11	12	12	8	5	9	7	7	6	6	6	8	7	17	
Arkansas	1	3	2	16	11	16	11	9	8	10	15	16	14	13	18	17	18	
Oklahoma State	-	-	-	27	24	20	18	19	26	27	24	20	19	16	12	18	19	
Arizona State	22	22	24	23	19	21	26	22	17	14	16	14	15	14	16	20	20	
Virginia Tech	-	-	-	30	-	-	-	30	-	-	-	-	-	-	-	-	26	21
Austin Peay	-	-	-	-	-	-	-	-	-	-	-	-	-	-	30	26	25	22
Cal Poly	-	-	28	25	22	26	25	20	24	22	23	28	22	27	22	21	23	
Florida Atlantic	-	-	-	-	-	-	-	-	-	-	-	-	-	-	-	-	24	
Mississippi	25	18	17															

2013 ACC Baseball

2013 MAJOR LEAGUE BASEBALL DRAFT

Rd.	Pick	Player (Position), School	Team
1	6	Colin Moran, 3B, North Carolina	Miami
2B	71	Chad Pinder, SS, Virginia Tech	Oakland
3	73	Kent Emanuel, LHP, North Carolina	Houston
3	88	Daniel Palka, OF, Georgia Tech	Arizona
4	111	Kyle Crockett, LHP, Virginia	Cleveland
4	114	Zane Evans, C, Georgia Tech	Kansas City
5	156	Buck Farmer, RHP, Georgia Tech	Detroit
6	185	Jimmy Reed, LHP, Maryland	St. Louis
8	234	Cody Stubbs, 1B, North Carolina	Kansas City
8	252	Tyler Horan, OF, Virginia Tech	San Francisco
8	253	Kyle Wren, OF, Georgia Tech	Atlanta
8	254	Brandon Thomas, OF, Georgia Tech	New York Yankees
9	257	Brian Holberton, OF/C, North Carolina	Houston
9	277	Stephen McGee, C, Florida State	Los Angeles Angels
9	286	Jake Joyce, RHP, Virginia Tech	Washington
12	368	Pat Blair, SS, Wake Forest	Tampa Bay
14	421	Sam Dove, 2B, Georgia Tech	Philadelphia
14	422	Hobbs Johnson, LHP, North Carolina	Milwaukee
15	447	Eddie Campbell, LHP, Virginia Tech	Seattle
16	484	Pete Miller, RHP, Florida State	Los Angeles Dodgers
19	559	Scott Firth, RHP, Clemson	Colorado
19	586	Niko Spezial, LHP, Wake Forest	Washington
20	595	Chaz Frank, OF, North Carolina	Toronto
21	619	Eric Nedeljkovic, RHP, Miami	Colorado
21	623	Reed Gragnani, 2B, Virginia	Boston
23	682	John Easley, RHP, NC State	Miami
24	718	Marcus Davis, OF/DH, Florida State	San Diego
25	745	Scott Silverstein, LHP, Virginia	Toronto
27	816	Joe Mantiplay, LHP, Virginia Tech	Detroit
28	836	Robby Coles, RHP, Florida State	New York Mets
28	846	Scott Sitz, RHP, Florida State	Detroit
29	867	Chantz Mack, OF, Miami	Seattle
29	869	Jake Stinnett, RHP, Maryland	Pittsburgh
29	875	Bryan Radziewski, LHP, Miami	St. Louis
29	884	Charlie White, OF, Maryland	New York Yankees
31	931	Matthew Grimes, RHP, Georgia Tech	Philadelphia
32	968	Anthony Tzamtzis, RHP, NC State	Tampa Bay
33	997	Colin O'Keefe, LHP, Virginia Tech	Los Angeles Angels
38	1130	Javi Salas, RHP, Miami	Minnesota
39	1172	Jack Cleary, C, Maryland	Milwaukee

TOTAL 40

Rd.	Pick	Player, Position	Team
CLEMSON: 1			
19	559	Scott Firth (RHP)	Colorado

Rd.	Pick	Player, Position	Team
FLORIDA STATE: 5			
9	277	Stephen McGee (C)	Los Angeles Angels
16	484	Pete Miller (RHP)	Los Angeles Dodgers
24	718	Marcus Davis (DH/OF)	San Diego
28	836	Robby Coles (RHP)	New York Mets
28	846	Scott Sitz (RHP)	Detroit

Rd.	Pick	Player, Position	Team
GEORGIA TECH: 7			
3	88	Daniel Palka (OF)	Arizona
4	114	Zane Evans (C)	Kansas City
5	156	Buck Farmer (RHP)	Detroit
8	253	Kyle Wren (OF)	Atlanta
8	254	Brandon Thomas (OF)	New York Yankees
14	421	Sam Dove (2B)	Philadelphia
31	931	Matthew Grimes (RHP)	Philadelphia

Rd.	Pick	Player, Position	Team
MARYLAND: 4			
6	185	Jimmy Reed (LHP)	St., Louis
29	886	Jake Stinnett (RHP)	Pittsburgh
29	884	Charlie White (OF)	New York Yankees
39	1172	Jack Cleary (C)	Milwaukee

Rd.	Pick	Player, Position	Team
MIAMI: 4			
21	619	Eric Nedeljkovic, (RHP)	Colorado
29	867	Chantz Mack (OF)	Seattle
29	875	Bryan Radziewski (LHP)	St. Louis
38	1130	Javi Salas (RHP)	Miami

Rd.	Pick	Player, Position	Team
NORTH CAROLINA: 6			
1	6	Colin Moran (3B)	Miami
3	73	Kent Emanuel (LHP)	Houston
8	234	Cody Stubbs (1B)	Kansas City
9	257	Brian Holberton (OF/C)	Houston
14	422	Hobbs Johnson (LHP)	Milwaukee
20	595	Chaz Frank (OF)	Toronto

Rd.	Pick	Player, Position	Team
NC STATE: 2			
23	682	John Easley (RHP)	Miami
32	968	Anthony Tzamtzis (RHP)	Tampa Bay

Rd.	Pick	Player, Position	Team
VIRGINIA: 3			
4	111	Kyle Crockett (LHP)	Cleveland
21	623	Reed Gragnani (2B)	Boston
25	745	Scott Silverstein (LHP)	Toronto

Rd.	Pick	Player, Position	Team
VIRGINIA TECH: 6			
2B	71	Chad Pinder (SS)	Oakland
8	252	Tyler Horan (OF)	San Francisco
9	286	Jake Joyce (RHP)	Washington
15	447	Eddie Campbell (LHP)	Seattle
27	816	Joe Mantiplay (LHP)	Detroit
33	997	Colin O'Keefe (LHP)	Los Angeles Angels

Rd.	Pick	Player, Position	Team
WAKE FOREST: 2			
12	368	Pat Blair (SS)	Tampa Bay
19	586	Niko Spezial (LHP)	Washington

Of note: This marks the eighth consecutive year that the ACC has had at least 40 players selected in the Major League Baseball Draft ... The ACC has had at least one player selected in the opening round each of the past 22 years.

2013 Atlantic Coast Conference Baseball
ACC Statistics as of Jun 12, 2013
(All games)

Team Batting		g	avg	ob%	slg%	ab	r	h	2b	3b	hr	rbi	bb	so	sb	cs	sh	sf
1. Virginia		62	.312	.408	.463	2157	489	673	134	31	43	458	312	332	64	23	50	45
2. North Carolina		67	.306	.409	.438	2377	529	728	122	24	48	470	357	325	85	33	46	41
3. Georgia Tech		64	.304	.382	.455	2244	414	683	117	24	58	385	257	449	77	33	32	30
4. Virginia Tech		62	.291	.362	.440	2194	398	639	129	16	55	360	195	392	57	34	34	18
5. Florida State		64	.287	.411	.424	2101	435	604	146	18	35	394	359	390	44	27	32	33
6. Maryland		55	.279	.376	.382	1836	306	513	118	16	13	275	209	306	94	26	83	22
7. NC State		63	.279	.363	.387	2224	393	621	125	14	29	337	254	413	107	34	49	35
8. Duke		55	.277	.363	.382	1833	293	508	95	17	21	261	209	349	51	25	34	26
9. Clemson		62	.276	.360	.361	2124	340	586	85	15	22	298	257	387	111	41	30	26
10. Wake Forest		55	.273	.381	.384	1889	331	516	94	13	30	292	290	412	72	19	34	19
11. Miami		62	.257	.353	.329	1973	278	508	83	8	14	246	244	371	80	34	70	20
12. Boston College		52	.209	.301	.279	1720	174	359	72	5	13	146	198	365	32	15	15	10

Team Pitching		g	era	bavg	w-l	ip	h	r	er	bb	so	cg	hr	sho	sv	bb/9	so/9
1. North Carolina		67	2.78	.213	57-10	618.1	482	220	191	257	547	5	24	10	17	3.74	7.96
2. Florida State		64	2.92	.243	47-17	567.2	519	238	184	189	501	1	22	7	13	3.00	7.94
3. NC State		63	3.09	.217	49-14	589.0	466	242	202	231	576	2	36	7	18	3.53	8.80
4. Virginia		62	3.12	.251	50-12	556.2	529	246	193	146	493	0	21	9	16	2.36	7.97
5. Clemson		62	3.21	.261	40-22	563.0	560	259	201	202	407	1	25	8	15	3.23	6.51
6. Miami		62	3.38	.252	37-25	551.2	521	264	207	180	447	5	22	9	16	2.94	7.29
7. Maryland		55	3.83	.255	30-25	490.2	468	254	209	238	367	3	16	3	14	4.37	6.73
8. Virginia Tech		62	4.16	.271	40-22	560.1	596	318	259	217	387	4	24	3	15	3.49	6.22
9. Georgia Tech		64	4.35	.264	37-27	566.2	561	317	274	258	447	3	40	4	8	4.10	7.10
10. Duke		55	4.53	.271	26-29	480.1	499	273	242	199	369	2	15	7	9	3.73	6.91
11. Wake Forest		55	4.55	.274	28-27	494.2	524	307	250	231	334	0	42	1	8	4.20	6.08
12. Boston College		52	5.38	.292	12-40	453.0	514	322	271	208	299	0	18	2	7	4.13	5.94

Individual Batting		cl	g	avg	ob%	slg%	ab	r	h	2b	3b	hr	rbi	bb	so	sb	cs	sh	sf
Min 75% games, 3.00 tpa/g																			
1. Mike Papi-VA	so	55	.381	.517	.619	176	57	67	15	3	7	57	45	25	6	2	2	5	
2. Trea Turner-ST	so	53	.378	.460	.571	217	65	82	13	4	7	41	35	30	27	6	1	6	
3. Cody Stubbs-NC	sr	67	.366	.447	.589	265	62	97	27	4	8	76	34	44	5	4	0	4	
4. DJ Stewart-FS	fr	60	.364	.469	.560	225	50	82	25	2	5	59	38	40	8	4	1	2	
5. Landon Lassiter-NC	fr	65	.361	.502	.450	238	74	86	12	3	1	27	53	39	8	4	2	2	
6. Zane Evans-GT	jr	64	.361	.430	.590	244	47	88	12	1	14	66	33	40	0	1	0	6	
7. Kyle Wren-GT	jr	64	.360	.423	.467	272	50	98	11	6	2	28	29	36	28	13	2	2	
8. Evan Stephens-WF	jr	55	.358	.494	.405	190	43	68	5	2	0	22	42	39	15	2	5	1	
9. Charlie White-MD	so	55	.350	.449	.411	214	44	75	9	2	0	29	28	17	39	7	13	2	
10. Brandon Cogswell-VA	so	47	.346	.464	.451	182	55	63	11	4	0	22	38	19	12	5	8	1	
11. Colin Moran-NC	jr	67	.343	.472	.555	265	73	91	11	3	13	88	61	22	1	0	0	4	
12. Tyler Horan-VT	jr	62	.342	.391	.603	257	58	88	26	4	11	50	18	38	5	4	0	2	
13. Daniel Palka-GT	jr	62	.342	.436	.637	237	55	81	13	3	17	66	31	60	6	0	0	2	
14. Mark Zagunis-VT	so	62	.341	.433	.543	232	62	79	14	3	9	51	32	29	19	5	0	4	
15. Joe McCarthy-VA	fr	60	.336	.469	.453	223	48	75	10	2	4	51	54	32	11	1	1	5	
16. Matt Conway-WF	jr	47	.335	.389	.479	188	27	63	18	0	3	36	17	20	4	0	0	2	
17. Jake Fincher-ST	so	63	.327	.412	.370	254	50	83	9	1	0	29	31	41	14	6	7	2	
18. Kyle Convisar-MD	jr	43	.325	.427	.427	157	27	51	11	1	1	37	10	23	7	4	6	4	
19. Jordan Hagel-MD	sr	52	.324	.415	.534	148	34	48	15	2	4	24	19	35	13	3	6	3	
20. Jose Brizuela-FS	so	61	.324	.422	.472	216	40	70	14	3	4	44	34	39	7	2	3	3	
21. Nick Howard-VA	so	50	.323	.344	.449	198	37	64	12	2	3	38	8	31	2	1	4	5	
22. Chad Pinder-VT	jr	60	.321	.404	.483	240	49	77	13	1	8	50	21	38	5	4	0	2	
23. Brandon Thomas-GT	sr	53	.321	.406	.445	209	49	67	15	4	1	30	30	40	9	2	3	3	
24. Shane Kennedy-CU	jr	62	.317	.408	.445	218	47	69	5	4	5	35	37	48	22	5	3	5	
25. Brandon Downes-VA	so	61	.316	.393	.569	253	67	80	20	7	10	59	27	60	6	1	2	3	

Individual Pitching		cl	g	era	bavg	w-l	ip	h	r	er	bb	so	cg	hr	sh	sv	bb/9	so/9
Min 1.0 IP/Team game																		
1. Trent Thornton-NC	fr	28	1.28	.194	11-1	84.2	60	20	12	15	78	0	3	0	8	1.59	8.29	
2. Chris Diaz-UM	so	16	1.64	.250	7-5	109.	101	29	20	27	78	1	1	0	0	2.22	6.40	
3. Bryan Radziewski-UM	jr	15	1.78	.175	9-3	91.0	53	24	18	30	109	2	1	2	0	2.97	10.78	
4. Scott Sitz-FS	sr	16	2.09	.256	10-2	94.2	92	40	22	22	80	0	3	0	0	2.09	7.61	
5. Matthew Crownover-CU	fr	15	2.19	.249	7-3	70.0	64	19	17	17	45	0	4	0	0	2.19	5.79	
6. Luke Weaver-FS	so	17	2.29	.221	7-2	98.1	78	26	25	19	119	0	5	0	0	1.74	10.89	
7. Jimmy Reed-MD	sr	13	2.33	.240	6-4	88.2	80	35	23	32	74	2	3	1	0	3.25	7.51	
8. Daniel Gossett-CU	so	16	2.56	.213	10-4	98.1	78	40	28	38	91	1	7	1	0	3.48	8.33	
9. Hobbs Johnson-NC	jr	17	2.62	.200	4-1	79.0	57	25	23	49	72	0	0	0	0	5.58	8.20	
10. Hunter Gordon-BC	sr	13	2.67	.233	2-4	57.1	47	22	17	19	33	0	0	0	0	2.98	5.18	
11. Trent Swart-DU	so	13	2.75	.242	4-4	85.0	76	32	26	26	71	0	0	0	0	2.75	7.52	
12. Buck Farmer-GT	sr	17	2.78	.244	9-5	113.	100	42	35	35	122	2	4	0	0	2.78	9.69	
13. Jake Stinnett-MD	jr	16	2.83	.204	6-5	63.2	46	25	20	24	48	1	0	0	2	3.39	6.79	
14. Joe Mantiply-VT	sr	15	2.85	.283	6-1	75.2	84	32	24	25	50	0	3	0	0	2.97	5.95	
15. Kent Emanuel-NC	jr	19	2.93	.243	11-3	123.	110	45	40	28	89	5	7	3	1	2.05	6.51	
16. Devin Burke-VT	jr	16	3.11	.248	11-3	104.	98	50	36	34	50	2	3	0	0	2.93	4.31	
17. Scott Silverstein-VA	sr	16	3.15	.270	10-2	91.1	93	43	32	28	70	0	3	0	0	2.76	6.90	
18. Javi Salas-UM	jr	17	3.18	.256	5-5	70.2	68	36	25	19	44	1	2	0	0	2.42	5.60	
19. Carlos Rodon-ST	so	17	3.19	.201	9-2	118.	85	47	42	42	170	2	8	1	0	3.19	12.93	
20. Brandon Leibrandt-FS	so	16	3.44	.267	10-4	89.0	89	40	34	30	77	1	7	0	0	3.03	7.79	
21. Austin Stadler-WF	sr	13	3.50	.290	5-3	69.1	79	41	27	28	60	0	4	0	0	3.63	7.79	
22. Benton Moss-NC	so	18	3.78	.240	8-1	88.0	79	41	37	34	91	0	7	0	0	3.48	9.31	

2013 Atlantic Coast Conference Baseball
ACC Statistics as of Jun 12, 2013
(All games)

HITS					RUNS SCORED							
	CI	G	H	H/G		CI	G	R	R/G			
1. Kyle Wren-GT	JR	64	98	1.53	1. Landon Lassiter-NC	FR	65	74	1.14			
2. Cody Stubbs-NC	SR	67	97	1.45	2. Colin Moran-NC	JR	67	73	1.09			
3. Colin Moran-NC	JR	67	91	1.36	3. Brandon Downes-VA	SO	61	67	1.10			
4. Tyler Horan-VT	JR	62	88	1.42	4. Trea Turner-ST	SO	53	65	1.23			
5. Zane Evans-GT	JR	64	88	1.38	5. Mark Zagunis-VT	SO	62	62	1.00			
6. Landon Lassiter-NC	FR	65	86	1.32	6. Cody Stubbs-NC	SR	67	62	.93			
7. Jake Fincher-ST	SO	63	83	1.32	7. Chaz Frank-NC	SR	61	58	.95			
8. DJ Stewart-FS	FR	60	82	1.37	8. Tyler Horan-VT	JR	62	58	.94			
9. Trea Turner-ST	SO	53	82	1.55	9. Mike Papi-VA	SO	55	57	1.04			
10. Daniel Palka-GT	JR	62	81	1.31	10. Marcus Davis-FS	JR	64	56	.88			
HOME RUNS					DOUBLES							
	CI	G	HR	HR/G		CI	G	2B	2B/G			
1. Daniel Palka-GT	JR	62	17	.27	1. Cody Stubbs-NC	SR	67	27	.40			
2. Zane Evans-GT	JR	64	14	.22	2. Tyler Horan-VT	JR	62	26	.42			
3. Colin Moran-NC	JR	67	13	.19	3. DJ Stewart-FS	FR	60	25	.42			
4. Tyler Horan-VT	JR	62	11	.18	4. Andrew Rash-VT	SR	61	22	.36			
5. Brian Holberton-NC	JR	66	11	.17	5. Brandon Downes-VA	SO	61	20	.33			
6. Andrew Rash-VT	SR	61	11	.18	6. Marcus Davis-FS	JR	64	20	.31			
7. Brandon Downes-VA	SO	61	10	.16	7. Brett Austin-ST	SO	63	20	.32			
8. Stephen McGee-FS	JR	64	9	.14	8. Jordan Betts-DU	JR	55	18	.33			
9. Marcus Davis-FS	JR	64	9	.14	9. Mott Hyde-GT	JR	64	18	.28			
10. Mark Zagunis-VT	SO	62	9	.15	10. Matt Conway-WF	JR	47	18	.38			
TRIPLES					RUNS BATTED IN							
	CI	G	3B	3B/G		CI	G	RBI	RBI/G			
1. Brandon Downes-VA	SO	61	7	.11	1. Colin Moran-NC	JR	67	88	1.31			
2. Kyle Wren-GT	JR	64	6	.09	2. Cody Stubbs-NC	SR	67	76	1.13			
3. Kenny Towns-VA	SO	55	5	.09	3. Zane Evans-GT	JR	64	66	1.03			
4. Andy Perez-DU	SO	53	5	.09	4. Daniel Palka-GT	JR	62	66	1.06			
5. Chaz Frank-NC	SR	61	5	.08	5. Andrew Rash-VT	SR	61	62	1.02			
6. 8 tied with 4 triple(s)					6. Marcus Davis-FS	JR	64	62	.97			
					7. DJ Stewart-FS	FR	60	59	.98			
					8. Brandon Downes-VA	SO	61	59	.97			
					9. Tarran Senay-ST	SR	62	58	.94			
					10. Mike Papi-VA	SO	55	57	1.04			
STOLEN BASES					TOTAL BASES							
	CI	G	SB	SB/G		CI	G	TB	TB/G			
1. Charlie White-MD	SO	55	39	.71	1. Cody Stubbs-NC	SR	67	156	2.33			
2. Kyle Wren-GT	JR	64	28	.44	2. Tyler Horan-VT	JR	62	155	2.50			
3. Trea Turner-ST	SO	53	27	.51	3. Daniel Palka-GT	JR	62	151	2.44			
4. Chaz Frank-NC	SR	61	22	.36	4. Colin Moran-NC	JR	67	147	2.19			
5. Shane Kennedy-CU	JR	62	22	.35	5. Zane Evans-GT	JR	64	144	2.25			
6. Pat Blair-WF	SR	55	19	.35	6. Brandon Downes-VA	SO	61	144	2.36			
7. Mark Zagunis-VT	SO	62	19	.31	7. Andrew Rash-VT	SR	61	134	2.20			
8. Brett Williams-ST	SR	57	19	.33	8. Kyle Wren-GT	JR	64	127	1.98			
9. Thomas Brittle-CU	SR	61	19	.31	9. DJ Stewart-FS	FR	60	126	2.10			
10. 2 tied with 18 stolen base(s)					10. Mark Zagunis-VT	SO	62	126	2.03			
WALKS					ON BASE PERCENTAGE							
	CI	G	BB	BB/G		ci	ab	h	bb	hp	sf	ob%
1. Colin Moran-NC	JR	67	61	.91	1. Mike Papi-VA	so	176	67	45	10	5	.517
2. Pat Blair-WF	SR	55	57	1.04	2. Landon Lassiter-NC	fr	238	86	53	16	2	.502
3. Stephen McGee-FS	JR	64	55	.86	3. Evan Stephens-WF	jr	190	68	42	10	1	.494
4. Joe McCarthy-VA	FR	60	54	.90	4. Colin Moran-NC	jr	265	91	61	7	4	.472
5. Landon Lassiter-NC	FR	65	53	.82	5. DJ Stewart-FS	fr	225	82	38	8	2	.469
6. Mike Papi-VA	SO	55	45	.82	6. Joe McCarthy-VA	fr	223	75	54	6	5	.469
7. Brian Holberton-NC	JR	66	42	.64	7. Branden Cogswell-VA	so	182	63	38	3	1	.464
8. Alex Perez-VT	SO	62	42	.68	8. Trea Turner-ST	so	217	82	35	3	6	.460
9. Evan Stephens-WF	JR	55	42	.76	9. Pat Blair-WF	sr	191	54	57	7	2	.459
10. 2 tied with 41 walk(s)					10. Stephen McGee-FS	jr	206	59	55	10	5	.449
					SLUGGING PERCENTAGE							
						ci	ab	h	2b	3b	hr	slg%
1. Daniel Palka-GT					1. Daniel Palka-GT	jr	237	81	13	3	17	.637
2. Mike Papi-VA					2. Mike Papi-VA	so	176	67	15	3	7	.619
3. Tyler Horan-VT					3. Tyler Horan-VT	jr	257	88	26	4	11	.603
4. Zane Evans-GT					4. Zane Evans-GT	jr	244	88	12	1	14	.590
5. Cody Stubbs-NC					5. Cody Stubbs-NC	sr	265	97	27	4	8	.589
6. Trea Turner-ST					6. Trea Turner-ST	so	217	82	13	4	7	.571
7. Brandon Downes-VA					7. Brandon Downes-VA	so	253	80	20	7	10	.569
8. Andrew Rash-VT					8. Andrew Rash-VT	sr	238	75	22	2	11	.563
9. DJ Stewart-FS					9. DJ Stewart-FS	fr	225	82	25	2	5	.560
10. Colin Moran-NC					10. Colin Moran-NC	jr	265	91	11	3	13	.555

2013 Atlantic Coast Conference Baseball
ACC Statistics as of Jun 12, 2013
(All games)

WINS					INNINGS PITCHED							
1. Trent Thornton-NC	CI	G	Wins	W-L	1. Kent Emanuel-NC	CI	G	IP	IP/G			
Devin Burke-VT	FR	28	11	11-1	2. Carlos Rodon-ST	JR	19	123.0	6.47			
Kent Emanuel-NC	JR	19	11	11-3	3. Buck Farmer-GT	SR	17	113.1	6.67			
4. Scott Silverstein-VA	SR	16	10	10-2	4. Chris Diaz-UM	SO	16	109.2	6.85			
Scott Sitz-FS	SR	16	10	10-2	5. Devin Burke-VT	JR	16	104.1	6.52			
Brandon Leibrandt-FS	SO	16	10	10-4	6. Brad Markey-VT	JR	17	100.1	5.90			
Daniel Gossett-CU	SO	16	10	10-4	7. Daniel Gossett-CU	SO	16	98.1	6.15			
8. Carlos Rodon-ST	SO	17	9	9-2	Luke Weaver-FS	SO	17	98.1	5.78			
Bryan Radziewski-UM	JR	15	9	9-3	9. Scott Sitz-FS	SR	16	94.2	5.92			
Buck Farmer-GT	SR	17	9	9-5	10. Scott Silverstein-VA	SR	16	91.1	5.71			
STRIKEOUTS					APPEARANCES							
1. Carlos Rodon-ST	CI	G	SO	SO/G	1. Gage Smith-FS	CI	App	GS	W	L	Sv	
2. Buck Farmer-GT	SR	17	170	12.93	2. Grant Sasser-ST	JR	35	0	4	2	1	
3. Luke Weaver-FS	SO	17	119	10.89	3. Trevor Kelley-NC	SR	32	0	3	0	7	
4. Bryan Radziewski-UM	SO	17	119	10.89	4. Josh Sborz-VA	SO	30	0	2	1	2	
5. Daniel Gossett-CU	JR	15	109	10.78	5. Robby Coles-FS	FR	30	3	3	0	2	
Benton Moss-NC	SO	16	91	8.33	6. Jake Joyce-VT	JR	30	0	4	2	9	
7. Kent Emanuel-NC	SR	18	91	9.31	7. Clark Labitan-VT	SR	30	0	7	1	3	
8. Brandon Waddell-VA	JR	19	89	6.51	8. Kyle Crockett-VA	SR	30	0	2	5	11	
9. Scott Sitz-FS	SR	16	84	8.53	6 tied with 28 appearance(s)	JR	29	0	4	1	12	
2 tied with 78 strikeout(s)	SR	16	80	7.61								
SAVES					GAMES STARTED							
1. Eric Nedeljkovic-UM	CI	G	Saves		1. Carlos Rodon-ST	CI	App	GS	W	L	Sv	
2. Kyle Crockett-VA	SR	25	13		Buck Farmer-GT	SO	17	17	9	2	0	
3. Clark Labitan-VT	JR	29	12		10 tied with 16 game(s) starte	SR	17	17	9	5	0	
4. Robby Coles-FS	SR	30	11									
Kevin Mooney-MD	JR	30	9									
6. Trent Thornton-NC	FR	28	9									
Andrew Istler-DU	FR	28	8									
8. Matt Campbell-CU	SO	28	8									
Grant Sasser-ST	JR	24	7									
10. Chris Overman-ST	SR	32	7									
SR	20	6										
SHUTOUTS					COMPLETE GAMES							
1. Kent Emanuel-NC	CI	G	S	Shutouts	1. Kent Emanuel-NC	CI	App	GS	CG	W	L	
2. Bryan Radziewski-UM	JR	19	3		2. Devin Burke-VT	JR	19	16	5	11	3	
Robert Huber-DU	JR	16	2		3. Brad Markey-VT	JR	16	15	2	11	3	
4. Daniel Gossett-CU	SR	17	2		Buck Farmer-GT	JR	17	15	2	5	4	
Josh Hedding-GT	SO	16	1		4. Carlos Rodon-ST	SR	17	17	2	9	5	
Andrew Suarez-UM	SO	16	1		5. Carlos Rodon-ST	SO	17	17	2	9	2	
Jimmy Reed-MD	JR	15	1		Bryan Radziewski-UM	JR	15	14	2	9	3	
Carlos Rodon-ST	SR	13	1		Jimmy Reed-MD	SR	13	13	2	6	4	
	SO	17	1		Robert Huber-DU	JR	16	13	2	5	7	
					7 tied with 1 complete game(s)							
OPP. BATTING AVERAGE					Team Fielding							
1. Bryan Radziewski-UM	CI	G	AB	H	Avg	1. Maryland	po	a	e	pct	dp	sba-att
2. Trent Thornton-NC	JR	15	303	53	.175	2. North Carolina	1472	595	48	.977	37	56-88
3. Hobbs Johnson-NC	FR	28	310	60	.194	3. Georgia Tech	1855	581	62	.975	33	53-65
4. Carlos Rodon-ST	JR	17	285	57	.200	4. Clemson	1700	677	67	.973	59	78-107
5. Jake Stinnett-MD	SO	17	423	85	.201	5. Duke	1689	706	70	.972	55	61-77
6. Daniel Gossett-CU	JR	16	226	46	.204	6. NC State	1441	581	61	.971	26	52-78
7. Luke Weaver-FS	SO	16	366	78	.213	7. Miami	1767	671	76	.970	51	78-108
8. Hunter Gordon-BC	SR	17	353	78	.221	8. Virginia	1655	721	75	.969	58	33-65
9. Jimmy Reed-MD	SR	13	202	47	.233	9. Wake Forest	1670	639	75	.969	50	19-32
10. Benton Moss-NC	SR	13	334	80	.240	10. Florida State	1484	659	72	.967	40	61-91
	SO	18	329	79	.240	11. Virginia Tech	1703	641	82	.966	47	41-66
						12. Boston College	1681	710	98	.961	62	57-71
							1359	587	82	.960	41	81-108

2013 Atlantic Coast Conference Baseball
Game Highs for ACC (as of Jun 12, 2013)
(All games)

TEAM GAME HIGHS

Batting

At bats:	63	-	NC State (vs Rice, Jun 09, 2013)
Runs scored:	25	-	NC State (vs Wagner, Feb 24, 2013)
Hits:	22	-	Florida State (vs Villanova, Mar 01, 2013)
	22	-	Virginia (vs Duke, May 11, 2013)
RBI:	25	-	NC State (vs Wagner, Feb 24, 2013)
Doubles:	10	-	Maryland (vs Oakland, Feb 22, 2013)
Triples:	3	-	North Carolina State (vs Elon, Mar 05, 2013)
	3	-	Clemson (vs Wake Forest, Apr 12, 2013)
	3	-	Virginia (vs Bucknell, Mar 03, 2013)
Home runs:	8	-	North Carolina (vs Wake Forest, Mar 09, 2013)
Total bases:	41	-	North Carolina (vs Wake Forest, Mar 09, 2013)
Walks:	15	-	Clemson (vs Georgia Tech, Apr 26, 2013)
Strikeouts:	22	-	North Carolina (vs NC State, May 25, 2013)
Sac hits:	6	-	Maryland (vs Towson University, Apr 30, 2013)
Sac flies:	4	-	Duke (vs UNCG, May 14, 2013)
	4	-	Georgia Tech (vs St. John's, Feb 24, 2013)
Stolen bases:	11	-	Maryland (vs Oakland, Feb 22, 2013)
Caught stealing:	3	-	(6 times)
Hit by pitch:	6	-	Maryland (vs Princeton, Mar 02, 2013)
Runners LOB:	19	-	Wake Forest (vs Alcorn State, Feb 16, 2013)
	19	-	North Carolina (vs Florida Atlantic, Jun 03, 2013)
Hit into DP:	5	-	Wake Forest (vs Boston College, Apr 21, 2013)
	5	-	Wake Forest (vs Miami, May 10, 2013)

Fielding

Putouts:	54	-	North Carolina (vs NC State, May 25, 2013)
	54	-	NC State (vs North Carolina, May 25, 2013)
Assists:	24	-	Wake Forest (vs High Point, Apr 09, 2013)
Errors:	6	-	Virginia Tech (vs NC State, Apr 05, 2013)
	6	-	Boston College (vs Miami, Apr 28, 2013)
	6	-	Wake Forest (vs Youngstown St., Feb 24, 2013)
Passed balls:	4	-	Georgia Tech (vs Mercer, Mar 05, 2013)
DPs turned:	5	-	Boston College (vs Wake Forest, Apr 21, 2013)
	5	-	Miami (vs Wake Forest, May 10, 2013)

Pitching

Innings pitched:	18.0	-	North Carolina (vs NC State, May 25, 2013)
	18.0	-	NC State (vs North Carolina, May 25, 2013)
Strikeouts:	22	-	NC State (vs North Carolina, May 25, 2013)
Wild pitches:	5	-	Duke (vs Boston College, Mar 30, 2013)
Hit batters:	5	-	Maryland (vs Virginia, Mar 10, 2013)
	5	-	Duke (vs North Carolina, Apr 20, 2013)
	5	-	Clemson (vs Wright State, Feb 23, 2013)

2013 Atlantic Coast Conference Baseball
Game Highs for ACC (as of Jun 12, 2013)
(All games)

GAME HIGHS (BOTH TEAMS)

Batting

At bats:	123	-	North Carolina vs NC State (May 25, 2013)
Runs scored:	29	-	North Carolina vs Virginia Tech (Apr 12, 2013)
Hits:	36	-	North Carolina vs Virginia Tech (Apr 12, 2013)
RBIs:	25	-	Wagner vs NC State (Feb 24, 2013)
	25	-	North Carolina vs Virginia Tech (Apr 12, 2013)
Doubles:	11	-	Wake Forest vs Virginia Tech (May 16, 2013)
Triples:	3	-	(6 times)
Home runs:	9	-	North Carolina vs Wake Forest (Mar 09, 2013)
Total bases:	57	-	North Carolina vs Wake Forest (Mar 09, 2013)
Walks:	20	-	North Carolina vs Georgia Tech (May 12, 2013)
Strikeouts:	43	-	North Carolina vs NC State (May 25, 2013)
Sac hits:	8	-	Virginia Tech vs Maryland (Apr 20, 2013)
Sac flies:	5	-	Duke vs Virginia (May 11, 2013)
Stolen bases:	11	-	Oakland vs Maryland (Feb 22, 2013)
Caught stealing:	4	-	Georgia Tech vs Duke (Apr 06, 2013)
	4	-	Wake Forest vs Georgia Tech (Mar 30, 2013)
Hit by pitch:	7	-	Maryland vs Virginia (Mar 10, 2013)
Runners LOB:	31	-	North Carolina vs NC State (May 25, 2013)
Hit into DP:	7	-	Miami vs Wake Forest (May 10, 2013)

Fielding

Putouts:	108	-	North Carolina vs NC State (May 25, 2013)
Assists:	37	-	Miami vs Maryland (Apr 12, 2013)
Errors:	10	-	Virginia Tech vs NC State (Apr 05, 2013)
Passed balls:	4	-	Mercer vs Georgia Tech (Mar 05, 2013)
DPs turned:	7	-	Miami vs Wake Forest (May 10, 2013)

Pitching

Innings pitched:	36.0	-	North Carolina vs NC State (May 25, 2013)
Strikeouts:	43	-	North Carolina vs NC State (May 25, 2013)
Wild pitches:	6	-	Boston College vs Duke (Mar 30, 2013)
Hit batters:	7	-	Maryland vs Virginia (Mar 10, 2013)

2013 Atlantic Coast Conference Baseball
Game Highs for ACC (as of Jun 12, 2013)
(All games)

INDIVIDUAL GAME HIGHS

Batting

At bats:	8	-	(11 times)
Runs scored:	5	-	Holberton, B, North Carolina (vs Virginia Tech, Apr 12, 2013)
	5	-	Moran, C, North Carolina (vs Virginia Tech, Apr 13, 2013)
Hits:	6	-	Evans, Z, Georgia Tech (vs Clemson, Apr 27, 2013)
RBIs:	8	-	Towns, K., Virginia (vs East Carolina, Feb 15, 2013)
Doubles:	3	-	B Fieger, Miami Hurricanes (vs Illinois State, Mar 13, 2013)
	3	-	Papi, M., Virginia (vs Miami, Mar 29, 2013)
	3	-	Stubbs, C, North Carolina (vs Duke, Apr 21, 2013)
Triples:	2	-	(4 times)
Home runs:	2	-	(20 times)
Total bases:	13	-	Evans, Z, Georgia Tech (vs Clemson, Apr 27, 2013)
Walks:	4	-	(8 times)
Strikeouts:	5	-	Lassiter, L, North Carolina (vs NC State, May 25, 2013)
	5	-	WILKERSON, Clemson (vs North Carolina, May 24, 2013)
Sac hits:	3	-	Rhine, M., Wake Forest (vs Georgia Tech, Mar 30, 2013)
	3	-	B Lopez, Miami Hurricanes (vs Clemson Tigers, Apr 21, 2013)
Sac flies:	2	-	(6 times)
Stolen bases:	4	-	White, C., Maryland (vs Oakland, Feb 22, 2013)
Caught stealing:	2	-	BAUM, Clemson (vs Wright State, Feb 23, 2013)
	2	-	Lassiter, L, North Carolina (vs Stony Brook, Feb 23, 2013)
	2	-	A Hernandez, Miami Hurricanes (vs Milwaukee Panthers, Feb 23, 2013)
Hit by pitch:	3	-	Fisher, D., Virginia (vs East Carolina, Feb 15, 2013)
Runners LOB:	10	-	Marconcini, Duke (vs NC State, May 18, 2013)

Fielding

Putouts:	23	-	Austin, NC State (vs North Carolina, May 25, 2013)
Assists:	10	-	B Lopez, Miami Hurricanes (vs Stetson Hatters, Apr 10, 2013)
Errors:	3	-	B Lopez, Miami (FL) (vs Florida, Mar 01, 2013)
	3	-	Perez, A, Virginia Tech (vs North Carolina, Apr 12, 2013)
Passed balls:	4	-	Lynch, C, Georgia Tech (vs Mercer, Mar 05, 2013)

Pitching

Innings pitched:	10.0	-	Rodon, NC State (vs North Carolina, May 25, 2013)
Strikeouts:	16	-	Radziewski, Miami Hurricanes (vs Virginia Tech Hokies, Mar 23, 2013)
	16	-	Rodon, North Carolina State (vs Florida Atlantic, Mar 02, 2013)
Wild pitches:	4	-	Istler, A., Duke (vs Virginia, May 12, 2013)
	4	-	KOERNER, Clemson (vs Furman, May 08, 2013)
	4	-	Van Orden, D, Duke (vs Boston College, Mar 30, 2013)
Hit batters:	5	-	Van Orden, D, Duke (vs North Carolina, Apr 20, 2013)

2013 Atlantic Coast Conference Baseball
ACC Statistics as of May 18, 2013
(ACC games only)

Team Batting		g	avg	ob%	slg%	ab	r	h	2b	3b	hr	rbi	bb	so	sb	cs	sh	sf
1. Virginia		30	.309	.396	.459	1044	212	323	69	15	19	199	126	186	27	13	28	19
2. North Carolina		28	.303	.406	.458	1012	208	307	53	7	30	191	150	138	36	11	17	12
3. Georgia Tech		30	.291	.375	.450	1040	174	303	50	11	31	164	131	213	33	14	17	9
4. NC State		29	.287	.348	.372	1025	165	294	50	5	9	146	87	184	45	18	20	14
5. Florida State		30	.283	.388	.406	971	171	275	62	9	13	150	147	184	19	15	15	18
6. Virginia Tech		29	.281	.350	.400	1046	180	294	60	5	18	165	87	213	22	19	17	9
7. Duke		30	.269	.339	.362	1013	128	273	47	7	11	120	90	215	24	10	21	12
8. Clemson		30	.268	.350	.346	1042	143	279	36	8	10	126	124	206	41	21	11	13
9. Maryland		30	.261	.338	.351	1009	120	263	56	10	5	107	88	179	30	12	41	10
10. Wake Forest		29	.257	.350	.352	984	140	253	57	3	10	123	121	237	39	10	20	5
11. Miami		30	.233	.319	.294	950	111	221	29	4	7	101	101	196	47	12	40	9
12. Boston College		29	.187	.276	.246	940	69	176	34	0	7	61	102	213	14	8	13	3

Team Pitching		g	era	bavg	w-l	ip	h	r	er	bb	so	cg	hr	sho	sv	bb/9	so/9
1. North Carolina		28	3.09	.241	21-7	256.1	232	103	88	101	215	3	13	3	7	3.55	7.55
2. Florida State		30	3.37	.269	20-10	262.0	269	125	98	102	219	1	8	1	6	3.50	7.52
3. Clemson		30	3.62	.279	18-12	271.0	297	136	109	94	180	1	11	4	7	3.12	5.98
4. Virginia		30	3.62	.260	22-8	265.2	261	134	107	72	219	0	9	2	8	2.44	7.42
5. Miami		30	3.74	.254	14-16	269.1	260	140	112	99	229	4	16	5	8	3.31	7.65
6. Maryland		30	4.23	.257	11-19	265.2	257	150	125	132	181	3	10	1	5	4.47	6.13
7. NC State		29	4.28	.265	19-10	263.0	263	142	125	120	254	1	21	0	11	4.11	8.69
8. Georgia Tech		30	4.49	.264	15-15	262.2	259	156	131	129	182	2	16	1	3	4.42	6.24
9. Boston College		29	4.85	.290	4-25	256.0	281	180	138	119	156	0	9	1	3	4.18	5.48
10. Virginia Tech		29	4.93	.275	15-14	266.1	289	181	146	118	183	2	15	2	5	3.99	6.18
11. Duke		30	5.37	.298	9-21	261.1	306	178	156	118	187	2	11	4	3	4.06	6.44
12. Wake Forest		29	5.69	.286	9-20	254.2	287	196	161	150	159	0	31	0	5	5.30	5.62

Individual Batting		cl	g	avg	ob%	slg%	ab	r	h	2b	3b	hr	rbi	bb	so	sb	cs	sh	sf
Min 75% games, 3.00 tpa/g																			
1. Mike Papi-VA	so	26	.412	.534	.671	85	28	35	9	2	3	30	22	12	2	1	1	4	
2. Kyle Wren-GT	jr	30	.400	.476	.552	125	24	50	5	4	2	17	19	16	14	7	1	2	
3. Zane Evans-GT	jr	30	.388	.448	.655	116	21	45	8	1	7	34	15	18	0	0	0	3	
4. Colin Moran-NC	jr	28	.375	.532	.673	104	29	39	5	1	8	40	31	8	0	0	0	1	
5. Trea Turner-ST	so	22	.367	.438	.511	90	22	33	5	1	2	13	13	17	11	3	1	2	
6. Landon Lassiter-NC	fr	27	.358	.493	.459	109	35	39	6	1	1	10	23	20	2	0	0	0	
7. Joe McCarthy-VA	fr	30	.357	.458	.513	115	23	41	8	2	2	24	20	18	5	0	1	3	
8. Andy Perez-DU	so	30	.352	.390	.552	125	21	44	6	5	3	19	7	14	10	2	1	2	
9. Tyler Horan-VT	jr	29	.347	.398	.570	121	31	42	12	3	3	18	8	19	2	1	0	1	
10. Matt Conway-WF	jr	27	.346	.402	.458	107	12	37	12	0	0	19	9	13	3	0	0	0	
Bryan Adametz-ST	sr	28	.346	.386	.411	107	14	37	7	0	0	18	6	4	3	0	4	0	
Reed Gragnani-VA	sr	30	.346	.429	.495	107	28	37	7	0	3	27	14	5	4	2	4	2	
13. Michael Russell-NC	so	27	.343	.408	.407	108	20	37	5	1	0	11	7	15	9	0	2	0	
14. Andrew Rash-VT	sr	29	.339	.391	.619	118	22	40	13	1	6	31	6	32	3	1	3	0	
15. Daniel Palka-GT	jr	30	.336	.444	.637	113	25	38	7	0	9	26	19	31	1	0	0	0	
16. Cody Stubbs-NC	sr	28	.333	.432	.559	111	21	37	11	1	4	32	18	21	0	2	0	1	
Jose Brizuela-FS	so	30	.333	.397	.491	108	14	36	9	1	2	23	11	22	2	0	2	1	
18. Brian Holberton-NC	jr	27	.330	.421	.613	106	27	35	6	0	8	28	16	12	3	4	1	2	
19. DJ Stewart-FS	fr	30	.327	.418	.496	113	20	37	11	1	2	26	18	16	5	4	1	2	
20. Mark Rhine-WF	sr	29	.327	.435	.394	104	19	34	4	0	1	8	12	11	3	1	6	0	
21. Grant Clyde-ST	sr	25	.326	.402	.483	89	22	29	11	0	1	12	10	13	1	1	2	1	
22. Charlie White-MD	so	30	.325	.390	.383	120	21	39	5	1	0	12	9	13	14	2	8	2	
23. Brett Austin-ST	so	29	.322	.375	.421	121	17	39	9	0	1	20	12	23	7	3	0	3	
24. Derek Fisher-VA	so	26	.320	.412	.577	97	15	31	9	2	4	17	10	21	4	1	4	1	
25. John Nogowski-FS	so	28	.316	.415	.392	79	12	25	6	0	0	12	13	17	0	2	1	1	

Individual Pitching		cl	g	era	bavg	w-l	ip	h	r	er	bb	so	cg	hr	sh	sv	bb/9	so/9	
Min 1.0 IP/Team game																			
1. Matthew Crownover-CU	fr	7	1.73	.275	3-2	36.1	38	14	9	7	9	21	0	1	0	0	2.23	5.20	
2. Bryan Radziewski-UM	jr	8	1.93	.179	5-2	56.0	34	14	12	22	68	2	1	2	0	0	3.54	10.93	
3. Chris Diaz-UM	so	10	2.01	.261	4-4	71.2	70	21	16	11	49	1	1	0	0	0	1.38	6.15	
4. Hobbs Johnson-NC	jr	8	2.23	.203	2-0	44.1	32	13	11	25	37	0	0	0	0	0	5.08	7.51	
5. Scott Sitz-FS	sr	9	2.29	.294	7-1	51.0	59	30	13	15	36	0	0	0	0	0	2.65	6.35	
6. Jimmy Reed-MD	sr	10	2.55	.229	4-3	70.2	60	30	20	26	53	2	3	1	0	0	3.31	6.75	
Kyle Crockett-VA	jr	19	2.55	.213	3-1	35.1	27	12	10	5	40	0	0	0	7	1.27	10.19		
8. Daniel Gossett-CU	so	10	2.67	.225	7-2	60.2	52	26	18	22	55	1	5	1	0	0	3.26	8.16	
9. Joe Mantipty-VT	sr	10	2.73	.256	5-0	56.0	54	19	17	17	42	0	3	0	0	0	2.73	6.75	
10. Hunter Gordon-BC	sr	9	2.77	.238	2-2	48.2	41	19	15	18	29	0	0	0	0	0	3.33	5.36	
11. Kent Emanuel-NC	jr	10	2.78	.245	7-3	77.2	71	28	24	17	61	3	5	1	0	0	1.97	7.07	
12. Zack Erwin-CU	fr	11	3.00	.243	3-1	30.0	25	11	10	8	11	0	1	0	1	0	2.40	3.30	
13. Trent Swart-DU	so	10	3.09	.263	3-4	67.0	66	29	23	20	53	0	0	0	0	0	2.69	7.12	
14. Andrew Suarez-UM	so	9	3.09	.263	2-3	55.1	56	24	19	14	37	1	4	1	0	0	2.28	6.02	
15. Brandon Leibbrandt-FS	so	10	3.23	.261	5-4	55.2	53	22	20	22	44	1	1	0	0	0	3.56	7.11	
16. Andrew Chin-BC	fr	10	3.30	.245	0-5	57.1	52	30	21	22	36	0	0	0	0	0	3.45	5.65	
17. Luke Weaver-FS	so	6	3.32	.268	3-2	38.0	38	14	14	10	43	0	4	0	0	0	2.37	10.18	
18. Jake Stinnett-MD	jr	9	3.35	.218	3-5	45.2	36	20	17	18	32	1	0	0	1	0	3.55	6.31	
19. Scott Silverstein-VA	sr	10	3.44	.250	6-1	55.0	52	28	21	17	46	0	2	0	0	0	2.78	7.53	
20. Brenton Moss-NC	so	10	3.81	.238	5-1	56.2	50	26	24	21	53	0	6	0	0	0	3.34	8.42	
21. Scott Firth-CU	sr	11	3.82	.296	3-3	30.2	37	15	13	10	23	0	0	0	3	2.93	6.75		
22. Austin Stadler-WF	sr	9	3.88	.307	2-3	46.1	59	34	20	19	39	0	3	0	0	0	3.69	7.58	

2013 Atlantic Coast Conference Baseball
ACC Statistics as of May 18, 2013
(ACC games only)

HITS					RUNS SCORED									
	CI	G	H	H/G		CI	G	R	R/G					
1. Kyle Wren-GT	JR	30	50	1.67	1. Landon Lassiter-NC	FR	27	35	1.30					
2. Zane Evans-GT	JR	30	45	1.50	2. Tyler Horan-VT	JR	29	31	1.07					
3. Andy Perez-DU	SO	30	44	1.47	3. Colin Moran-NC	JR	28	29	1.04					
4. Tyler Horan-VT	JR	29	42	1.45	4. Mark Zagunis-VT	SO	29	28	.97					
5. Joe McCarthy-VA	FR	30	41	1.37	Mike Papi-VA	SO	26	28	1.08					
6. Andrew Rash-VT	SR	29	40	1.38	Jake Fincher-ST	SO	29	28	.97					
7. Brett Austin-ST	SO	29	39	1.34	Reed Gragnani-VA	SR	30	28	.93					
Charlie White-MD	SO	30	39	1.30	8. Marcus Davis-FS	JR	30	27	.90					
Landon Lassiter-NC	FR	27	39	1.44	Brian Holberton-NC	JR	27	27	1.00					
Colin Moran-NC	JR	28	39	1.39	10. Daniel Palka-GT	JR	30	25	.83					
HOME RUNS					DOUBLES									
	CI	G	HR	HR/G		CI	G	2B	2B/G					
1. Daniel Palka-GT	JR	30	9	.30	1. Andrew Rash-VT	SR	29	13	.45					
2. Colin Moran-NC	JR	28	8	.29	2. Matt Conway-WF	JR	27	12	.44					
Brian Holberton-NC	JR	27	8	.30	Tyler Horan-VT	JR	29	12	.41					
4. Zane Evans-GT	JR	30	7	.23	4. Grant Clyde-ST	SR	25	11	.44					
5. Andrew Rash-VT	SR	29	6	.21	DJ Stewart-FS	FR	30	11	.37					
6. Jordan Betts-DU	JR	30	5	.17	Cody Stubbs-NC	SR	28	11	.39					
10 tied with 4 home run(s)					7. Chris Marconcini-DU	SO	30	10	.33					
					Brandon Downes-VA	SO	30	10	.33					
					Pat Blair-WF	SR	29	10	.34					
					5 tied with 9 double(s)									
TRIPLES					RUNS BATTED IN									
	CI	G	3B	3B/G		CI	G	RBI	RBI/G					
1. Andy Perez-DU	SO	30	5	.17	1. Colin Moran-NC	JR	28	40	1.43					
2. Kyle Wren-GT	JR	30	4	.13	2. Zane Evans-GT	JR	30	34	1.13					
3. Brandon Downes-VA	SO	30	3	.10	3. Cody Stubbs-NC	SR	28	32	1.14					
Seth Miller-FS	SR	29	3	.10	4. Andrew Rash-VT	SR	29	31	1.07					
Tyler Horan-VT	JR	29	3	.10	5. Mike Papi-VA	SO	26	30	1.15					
13 tied with 2 triple(s)					6. Brian Holberton-NC	JR	27	28	1.04					
					Brandon Downes-VA	SO	30	28	.93					
					8. Marcus Davis-FS	JR	30	27	.90					
					Reed Gragnani-VA	SR	30	27	.90					
					2 tied with 26 RBI(s)									
STOLEN BASES					TOTAL BASES									
	CI	G	SB	SB/G		CI	G	TB	TB/G					
1. Charlie White-MD	SO	30	14	.47	1. Zane Evans-GT	JR	30	76	2.53					
Kyle Wren-GT	JR	30	14	.47	2. Andrew Rash-VT	SR	29	73	2.52					
3. Chaz Frank-NC	SR	25	13	.52	3. Daniel Palka-GT	JR	30	72	2.40					
4. Trea Turner-ST	SO	22	11	.50	4. Colin Moran-NC	JR	28	70	2.50					
5. Pat Blair-WF	SR	29	10	.34	5. Andy Perez-DU	SO	30	69	2.30					
Andy Perez-DU	SO	30	10	.33	Tyler Horan-VT	JR	29	69	2.38					
Steven Duggar-CU	FR	30	10	.33	Kyle Wren-GT	JR	30	69	2.30					
8. Michael Russell-NC	SO	27	9	.33	8. Brian Holberton-NC	JR	27	65	2.41					
Chantz Mack-UM	SR	30	9	.30	9. Brandon Downes-VA	SO	30	64	2.13					
2 tied with 8 stolen base(s)					10. Cody Stubbs-NC	SR	28	62	2.21					
WALKS					ON BASE PERCENTAGE									
	CI	G	BB	BB/G		cl	ab	h	bb	hp	sf	ob%		
1. Colin Moran-NC	JR	28	31	1.11	1. Mike Papi-VA	so	85	35	22	5	4	.534		
2. Pat Blair-WF	SR	29	27	.93	2. Colin Moran-NC	jr	104	39	31	5	1	.532		
3. Stephen McGee-FS	JR	30	24	.80	3. Landon Lassiter-NC	fr	109	39	23	6	0	.493		
4. Evan Stephens-WF	JR	29	23	.79	4. Kyle Wren-GT	jr	125	50	19	1	2	.476		
Landon Lassiter-NC	FR	27	23	.85	5. Joe McCarthy-VA	fr	115	41	20	4	3	.458		
6. Mike Papi-VA	SO	26	22	.85	6. Zane Evans-GT	jr	116	45	15	0	3	.448		
7. Chantz Mack-UM	SR	30	20	.67	7. Daniel Palka-GT	jr	113	38	19	3	0	.444		
Joe McCarthy-VA	FR	30	20	.67	8. Pat Blair-WF	sr	102	29	27	2	0	.443		
Mark Zagunis-VT	SO	29	20	.69	9. Trea Turner-ST	so	90	33	13	0	2	.438		
3 tied with 19 walk(s)					10. Stephen McGee-FS	jr	95	27	24	4	3	.437		
SLUGGING PERCENTAGE														
	cl	ab	h	2b	3b	hr	slg%							
1. Colin Moran-NC	jr	104	39	5	1	8	.673							
2. Mike Papi-VA	so	85	35	9	2	3	.671							
3. Zane Evans-GT	jr	116	45	8	1	7	.655							
4. Daniel Palka-GT	jr	113	38	7	0	9	.637							
5. Andrew Rash-VT	sr	118	40	13	1	6	.619							
6. Brian Holberton-NC	jr	106	35	6	0	8	.613							
7. Derek Fisher-VA	so	97	31	9	2	4	.577							
8. Tyler Horan-VT	jr	121	42	12	3	3	.570							
9. Cody Stubbs-NC	sr	111	37	11	1	4	.559							
10. Andy Perez-DU	so	125	44	6	5	3	.552							

2013 Atlantic Coast Conference Baseball
ACC Statistics as of May 18, 2013
(ACC games only)

WINS				INNINGS PITCHED									
1. Scott Sitz-FS	CI	G	Wins	W-L	1. Kent Emanuel-NC	CI	G	IP	IP/G				
Daniel Gossett-CU	SR	9	7	7-1	2. Chris Diaz-UM	JR	10	77.2	7.77				
Kent Emanuel-NC	SO	10	7	7-2	3. Jimmy Reed-MD	SO	10	71.2	7.17				
4. Scott Silverstein-VA	JR	10	7	7-3	4. Buck Farmer-GT	SR	10	70.2	7.07				
Carlos Rodon-ST	SR	10	6	6-1	5. Trent Swart-DU	SR	10	67.1	6.73				
6 tied with 5 victory(s)	SO	10	6	6-1	6. Devin Burke-VT	SO	10	67.0	6.70				
					7. Carlos Rodon-ST	JR	10	64.1	6.43				
					8. Daniel Gossett-CU	SO	10	64.0	6.40				
					9. Brad Markey-VT	SO	10	60.2	6.07				
					10. Justin Van Grouw-WF	JR	10	58.2	5.87				
						SR	10	58.1	5.83				
STRIKEOUTS				APPEARANCES									
1. Carlos Rodon-ST	CI	G	SO	SO/G	1. Kyle Crockett-VA	CI	App	GS	W	L	Sv		
2. Bryan Radziewski-UM	SO	10	90	12.66	2. Austin Young-VA	JR	19	0	3	1	7		
3. Buck Farmer-GT	JR	8	68	10.93	3. Kevin Mooney-MD	JR	16	0	4	0	0		
4. Kent Emanuel-NC	SR	10	65	8.69	Gage Smith-FS	FR	15	1	2	1	4		
5. Daniel Gossett-CU	JR	10	61	7.07	AJ Salcines-UM	JR	15	0	0	0	1		
6. Trent Swart-DU	SO	10	55	8.16	Clark Labitan-VT	JR	15	0	1	2	0		
Jimmy Reed-MD	SO	10	53	7.12	7. Matt Campbell-CU	SR	15	0	0	5	4		
Benton Moss-NC	SR	10	53	6.75	Grant Sasser-ST	JR	14	0	0	0	3		
9. Chris Diaz-UM	SO	10	53	8.42	Andrew Istler-DU	SR	14	0	1	0	4		
10. Scott Silverstein-VA	SO	10	49	6.15	2 tied with 13 appearance(s)	SO	14	0	1	4	3		
	SR	10	46	7.53									
SAVES				GAMES STARTED									
1. Eric Nedeljkovic-UM	CI	G	Saves	17 tied with 10 game(s) starte	CI	App	GS	W	L	Sv			
2. Kyle Crockett-VA	SR	12	8										
3. Trent Thornton-NC	JR	19	7										
Kevin Mooney-MD	FR	10	4										
Grant Sasser-ST	FR	15	4										
Clark Labitan-VT	SR	14	4										
Robby Coles-FS	SR	15	4										
5 tied with 3 save(s)	JR	13	4										
SHUTOUTS				COMPLETE GAMES									
1. Bryan Radziewski-UM	CI	G	Shutouts	1. Kent Emanuel-NC	CI	App	GS	CG	W	L			
Robert Huber-DU	JR	8	2	2. Jimmy Reed-MD	JR	10	10	3	7	3			
3. Daniel Gossett-CU	JR	11	2	Bryan Radziewski-UM	SR	10	10	2	4	3			
Kent Emanuel-NC	SO	10	1	Robert Huber-DU	JR	8	8	2	5	2			
Andrew Suarez-UM	JR	10	1	Buck Farmer-GT	JR	11	10	2	3	7			
Jimmy Reed-MD	SO	9	1	8 tied with 1 complete game(s)	SR	10	10	2	5	4			
	SR	10	1										
OPP. BATTING AVERAGE				Team Fielding									
1. Bryan Radziewski-UM	CI	G	AB	H	Avg	po	a	e	pct	dp	sba-att		
2. Hobbs Johnson-NC	JR	8	190	34	.179	1. Maryland	797	304	25	.978	18 30-47		
3. Kyle Crockett-VA	JR	8	158	32	.203	2. North Carolina	769	238	24	.977	17 26-31		
4. Jake Stinnett-MD	JR	19	127	27	.213	3. Florida State	786	320	31	.973	24 21-36		
5. Daniel Gossett-CU	JR	9	165	36	.218	4. Miami	808	329	33	.972	21 22-39		
6. Jimmy Reed-MD	SO	10	231	52	.225	5. Clemson	813	325	36	.969	23 36-46		
7. Benton Moss-NC	SR	10	262	60	.229	6. Wake Forest	764	327	35	.969	17 41-55		
8. Hunter Gordon-BC	SO	10	210	50	.238	7. Duke	784	300	35	.969	15 27-45		
9. Zack Erwin-CU	SR	9	172	41	.238	8. NC State	789	289	35	.969	25 42-57		
10. Kent Emanuel-NC	FR	11	103	25	.243	9. Georgia Tech	788	331	39	.966	33 44-60		
	JR	10	290	71	.245	10. Virginia	797	327	42	.964	26 10-20		
						11. Virginia Tech	799	331	44	.963	22 33-40		
						12. Boston College	768	334	49	.957	26 45-64		

2013 Atlantic Coast Conference Baseball
Game Highs for ACC (as of May 20, 2013)
(ACC games only)

TEAM GAME HIGHS

Batting

At bats:	52	-	North Carolina (vs Virginia Tech, Apr 12, 2013)
	52	-	NC State (vs Virginia Tech, Apr 05, 2013)
Runs scored:	21	-	North Carolina (vs Virginia Tech, Apr 12, 2013)
Hits:	22	-	Virginia (vs Duke, May 11, 2013)
RBIs:	18	-	North Carolina (vs Virginia Tech, Apr 12, 2013)
	18	-	North Carolina (vs Wake Forest, Mar 09, 2013)
Doubles:	7	-	Virginia Tech (vs Wake Forest, May 16, 2013)
Triples:	3	-	Clemson (vs Wake Forest, Apr 12, 2013)
Home runs:	8	-	North Carolina (vs Wake Forest, Mar 09, 2013)
Total bases:	41	-	North Carolina (vs Wake Forest, Mar 09, 2013)
Walks:	15	-	Clemson (vs Georgia Tech, Apr 26, 2013)
Strikeouts:	21	-	Virginia Tech (vs NC State, Apr 05, 2013)
Sac hits:	5	-	Maryland (vs Virginia Tech, Apr 20, 2013)
Sac flies:	3	-	Virginia (vs Duke, May 11, 2013)
	3	-	NC State (vs Virginia Tech, Apr 05, 2013)
Stolen bases:	6	-	Miami (vs Boston College, Apr 27, 2013)
	6	-	Clemson (vs Georgia Tech, Apr 26, 2013)
Caught stealing:	3	-	Wake Forest (vs Georgia Tech, Mar 30, 2013)
	3	-	NC State (vs Maryland, Mar 31, 2013)
Hit by pitch:	5	-	North Carolina (vs Duke, Apr 20, 2013)
	5	-	Virginia (vs Maryland, Mar 10, 2013)
Runners LOB:	18	-	Virginia (vs Wake Forest, Apr 07, 2013)
	18	-	Georgia Tech (vs North Carolina, May 12, 2013)
Hit into DP:	5	-	Wake Forest (vs Boston College, Apr 21, 2013)
	5	-	Wake Forest (vs Miami, May 10, 2013)

Fielding

Putouts:	42	-	NC State (vs Virginia Tech, Apr 05, 2013)
Assists:	20	-	Virginia (vs North Carolina, May 18, 2013)
	20	-	Miami (vs Boston College, Apr 27, 2013)
Errors:	6	-	Virginia Tech (vs NC State, Apr 05, 2013)
	6	-	Boston College (vs Miami, Apr 28, 2013)
Passed balls:	2	-	(5 times)
DPs turned:	5	-	Miami (vs Wake Forest, May 10, 2013)
	5	-	Boston College (vs Wake Forest, Apr 21, 2013)

Pitching

Innings pitched:	14.0	-	NC State (vs Virginia Tech, Apr 05, 2013)
Strikeouts:	21	-	NC State (vs Virginia Tech, Apr 05, 2013)
Hits allowed:	1	-	Virginia (vs Florida State, Apr 20, 2013)
	1	-	Florida State (vs Boston College, Mar 08, 2013)
Wild pitches:	5	-	Duke (vs Boston College, Mar 30, 2013)
Hit batters:	5	-	Duke (vs North Carolina, Apr 20, 2013)
	5	-	Maryland (vs Virginia, Mar 10, 2013)

2013 Atlantic Coast Conference Baseball
Game Highs for ACC (as of May 20, 2013)
(ACC games only)

GAME HIGHS (BOTH TEAMS)

Batting

At bats:	102	-	Virginia Tech vs NC State (Apr 05, 2013)
Runs scored:	29	-	North Carolina vs Virginia Tech (Apr 12, 2013)
Hits:	36	-	North Carolina vs Virginia Tech (Apr 12, 2013)
RBIs:	25	-	North Carolina vs Virginia Tech (Apr 12, 2013)
Doubles:	11	-	Wake Forest vs Virginia Tech (May 16, 2013)
Triples:	3	-	(4 times)
Home runs:	9	-	North Carolina vs Wake Forest (Mar 09, 2013)
Total bases:	57	-	North Carolina vs Wake Forest (Mar 09, 2013)
Walks:	20	-	North Carolina vs Georgia Tech (May 12, 2013)
Strikeouts:	35	-	Virginia Tech vs NC State (Apr 05, 2013)
Sac hits:	8	-	Virginia Tech vs Maryland (Apr 20, 2013)
Sac flies:	5	-	Duke vs Virginia (May 11, 2013)
Stolen bases:	9	-	Georgia Tech vs Clemson (Apr 26, 2013)
Caught stealing:	4	-	Georgia Tech vs Duke (Apr 06, 2013)
	4	-	Wake Forest vs Georgia Tech (Mar 30, 2013)
Hit by pitch:	7	-	Maryland vs Virginia (Mar 10, 2013)
Runners LOB:	28	-	North Carolina vs Georgia Tech (May 12, 2013)
Hit into DP:	7	-	Miami vs Wake Forest (May 10, 2013)

Fielding

Putouts:	82	-	Virginia Tech vs NC State (Apr 05, 2013)
Assists:	37	-	Miami vs Maryland (Apr 12, 2013)
Errors:	10	-	Virginia Tech vs NC State (Apr 05, 2013)
Passed balls:	2	-	(7 times)
DPs turned:	7	-	Miami vs Wake Forest (May 10, 2013)

Pitching

Innings pitched:	27.1	-	Virginia Tech vs NC State (Apr 05, 2013)
Runs allowed:	1	-	(7 times)
Walks allowed:	1	-	Georgia Tech vs Duke (Apr 05, 2013)
Strikeouts:	35	-	Virginia Tech vs NC State (Apr 05, 2013)
Hits allowed:	5	-	Florida State vs Virginia (Apr 20, 2013)
Wild pitches:	6	-	Boston College vs Duke (Mar 30, 2013)
Hit batters:	7	-	Maryland vs Virginia (Mar 10, 2013)

2013 Atlantic Coast Conference Baseball
Game Highs for ACC (as of May 20, 2013)
(ACC games only)

INDIVIDUAL GAME HIGHS

Batting

At bats:	7	-	(4 times)
Runs scored:	5	-	Holberton, B, North Carolina (vs Virginia Tech, Apr 12, 2013)
	5	-	Moran, C, North Carolina (vs Virginia Tech, Apr 13, 2013)
Hits:	6	-	Evans, Z, Georgia Tech (vs Clemson, Apr 27, 2013)
RBIs:	6	-	Moran, C, North Carolina (vs Wake Forest, Mar 09, 2013)
	6	-	Senay, NC State (vs Georgia Tech, Apr 19, 2013)
	6	-	Stewart, D., Florida State (vs Georgia Tech, Mar 22, 2013)
Doubles:	3	-	Papi, M., Virginia (vs Miami, Mar 29, 2013)
	3	-	Stubbs, C, North Carolina (vs Duke, Apr 21, 2013)
Triples:	2	-	Horan, T, Virginia Tech (vs Duke, Mar 16, 2013)
	2	-	Perez, A., Duke (vs Georgia Tech, Apr 07, 2013)
Home runs:	2	-	(7 times)
Total bases:	13	-	Evans, Z, Georgia Tech (vs Clemson, Apr 27, 2013)
Walks:	4	-	(4 times)
Strikeouts:	4	-	(5 times)
Sac hits:	3	-	Rhine, M., Wake Forest (vs Georgia Tech, Mar 30, 2013)
	3	-	B Lopez, Miami Hurricanes (vs Clemson Tigers, Apr 21, 2013)
Sac flies:	2	-	King, J., Virginia (vs Wake Forest, Apr 06, 2013)
Stolen bases:	3	-	SLATON, Clemson (vs Georgia Tech, Apr 26, 2013)
	3	-	Wren, K, Georgia Tech (vs Wake Forest, Mar 30, 2013)
Caught stealing:	1	-	(163 times)
Hit by pitch:	2	-	(17 times)
Runners LOB:	10	-	Marconcini, Duke (vs NC State, May 18, 2013)

Fielding

Putouts:	22	-	Austin, NC State (vs Virginia Tech, Apr 05, 2013)
Assists:	8	-	Gagnani, R., Virginia (vs Clemson, Mar 17, 2013)
	8	-	B Lopez, Miami Hurricanes (vs Georgia Tech, May 17, 2013)
	8	-	WILKERSON, Clemson (vs Wake Forest, Apr 14, 2013)
Errors:	3	-	Perez, A, Virginia Tech (vs North Carolina, Apr 12, 2013)
Passed balls:	2	-	(4 times)

Pitching

Innings pitched:	9.0	-	(17 times)
Strikeouts:	16	-	Radziewski, Miami Hurricanes (vs Virginia Tech Hokies, Mar 23, 2013)
Wild pitches:	4	-	Istler, A., Duke (vs Virginia, May 12, 2013)
	4	-	Van Orden, D, Duke (vs Boston College, Mar 30, 2013)
Hit batters:	5	-	Van Orden, D, Duke (vs North Carolina, Apr 20, 2013)

2013 Division I Baseball Attendance

Compiled by Tami Cutler, Wichita State Athletic Media Relations

Phone: (316) 978-5559 • Email: tcutler@goshockers.com

FINAL - Report #17 — 6/11/13

By Average (min. 1,200)

Total

School	Avg.	Total	#	School	Avg.	Total	#
1. LSU	11,006	473,298	43	1. LSU	11,006	473,298	43
2. Arkansas	8,335	250,055	30	2. Mississippi State	7,617	281,840	37
3. Ole Miss	7,996	239,909	30	3. South Carolina	7,445	260,605	35
4. Mississippi State	7,617	281,840	37	4. Arkansas	8,335	250,055	30
5. South Carolina	7,445	260,605	35	5. Ole Miss	7,996	239,909	30
6. Texas	5,793	185,400	32	6. Texas	5,793	185,400	32
7. Clemson	4,751	147,296	31	7. Florida State	4,594	183,770	40
8. Florida State	4,594	183,770	40	8. Texas A&M	4,523	149,263	33
9. Texas A&M	4,523	149,263	33	9. Clemson	4,751	147,296	31
10. Creighton	4,041	88,916	22	10. Florida	3,511	126,421	36
11. TCU	3,570	107,117	30	11. Virginia	3,189	124,374	39
12. Florida	3,511	126,421	36	12. Vanderbilt	2,695	110,526	41
13. Hawaii	3,357	97,355	29	13. TCU	3,570	107,117	30
14. Alabama	3,262	101,137	31	14. Arizona	2,733	103,877	38
15. Rice	3,252	97,582	30	15. Alabama	3,262	101,137	31
16. Virginia	3,189	124,374	39	16. Rice	3,252	97,582	30
17. Southern Miss	3,147	91,286	29	17. Miami, Fla.	2,635	97,515	37
18. Baylor	2,873	77,572	27	18. Hawaii	3,357	97,355	29
19. Nebraska	2,864	45,837	16	19. North Carolina	1,998	93,930	47
20. Arizona State	2,809	78,669	28	20. Southern Miss	3,147	91,286	29
21. Arizona	2,733	103,877	38	21. Creighton	4,041	88,916	22
22. Wichita State	2,698	86,366	32	22. Wichita State	2,698	86,366	32
23. Vanderbilt	2,695	110,526	41	23. Auburn	2,657	85,049	32
24. Oregon State	2,676	82,985	31	24. Oregon State	2,676	82,985	31
25. Auburn	2,657	85,049	32	25. East Carolina	2,466	81,387	33
26. Miami, Fla.	2,635	97,515	37	26. Arizona State	2,809	78,669	28
27. Texas Tech	2,527	73,299	29	27. Baylor	2,873	77,572	27
28. East Carolina	2,466	81,387	33	28. Louisville	1,902	74,189	39
29. Cal State Fullerton	2,356	73,055	31	29. NC State	1,994	73,808	37
30. Louisiana-Lafayette	2,144	72,898	34	30. Texas Tech	2,527	73,299	29
31. Tulane	2,080	66,565	32	31. Cal State Fullerton	2,356	73,055	31
32. North Carolina	1,998	93,930	47	32. Louisiana-Lafayette	2,144	72,898	34
33. NC State	1,994	73,808	37	33. Oregon	1,971	67,024	34
34. Oregon	1,971	67,024	34	34. Tulane	2,080	66,565	32
35. Georgia	1,940	56,267	29	35. Georgia	1,940	56,267	29
36. Louisville	1,902	74,189	39	36. Stanford	1,747	54,185	31
37. Kentucky	1,893	53,022	28	37. Kentucky	1,893	53,022	28
38. Tennessee	1,846	48,010	26	38. Georgia Tech	1,525	50,352	33
39. Stanford	1,747	54,185	31	39. UCF	1,457	49,562	34
40. Indiana	1,704	35,800	21	40. Tennessee	1,846	48,010	26
41. South Alabama	1,537	46,130	30	41. South Alabama	1,537	46,130	30
42. Georgia Tech	1,525	50,352	33	42. Nebraska	2,864	45,837	16
43. UCF	1,457	49,562	34	43. Louisiana-Monroe	1,439	41,757	29
44. Louisiana-Monroe	1,439	41,757	29	44. Texas State	1,368	41,046	30
45. Fresno State	1,432	40,122	28	45. Fresno State	1,432	40,122	28
46. Kansas State	1,369	39,718	29	46. Georgia Southern	1,337	40,114	30
47. Texas State	1,368	41,046	30	47. Virginia Tech	1,333	40,015	30
48. Georgia Southern	1,337	40,114	30	48. Kansas State	1,369	39,718	29
49. Virginia Tech	1,333	40,015	30	49. Charlotte	990	39,604	40
50. West Virginia	1,328	27,907	21				
51. Cal Poly	1,290	37,433	29				



2013 NCAA Division I Baseball Championship

Regionals
May 31-June 3
*Campus or Neutral Sites
Double Elimination
First-Round Pairings

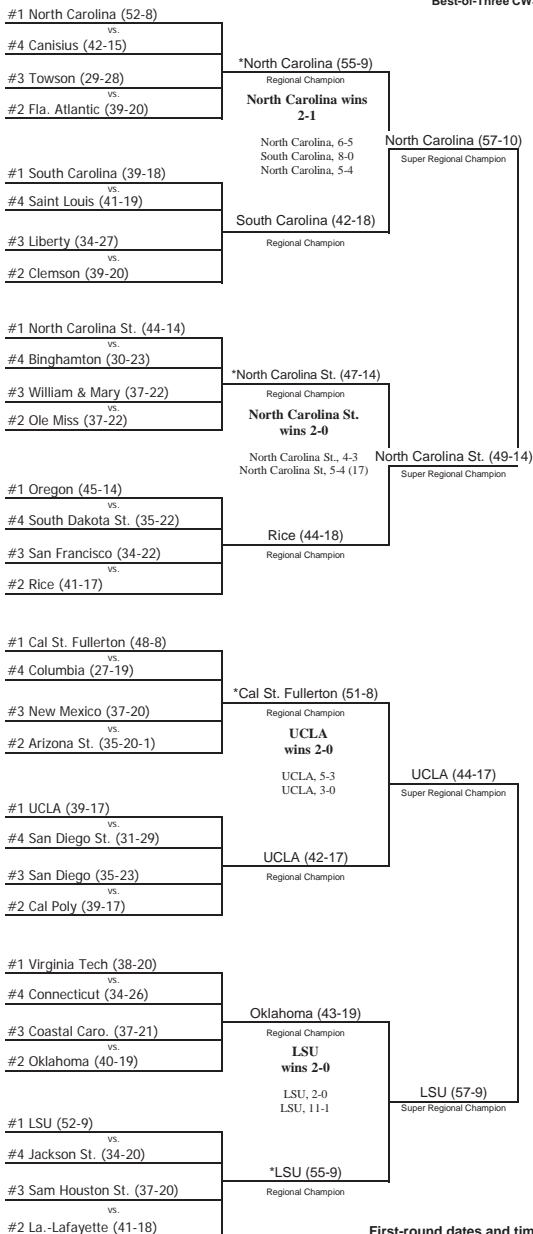
Super Regionals
June 7-9 or June 8-10
*Campus or Neutral Sites
Best-of-Three Games

Men's College World Series (CWS)
June 15-25/26
Omaha, Nebraska
Double Elimination
First-Round Pairings
Best-of-Three CWS Finals

Men's College World Series (CWS)
June 15-25/26
Omaha, Nebraska
Double Elimination
First-Round Pairings
Best-of-Three CWS Finals

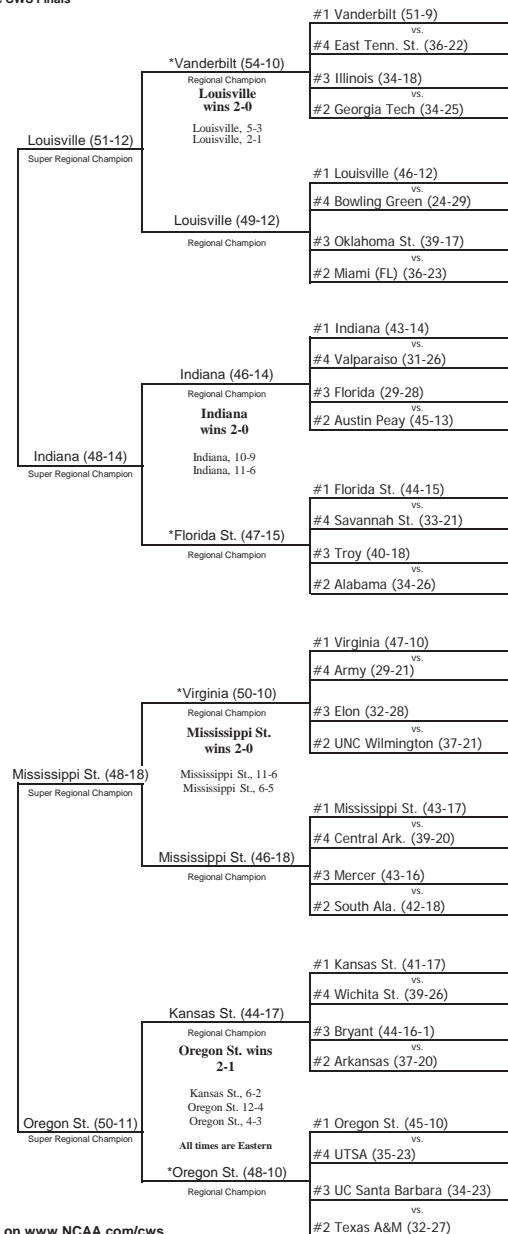
Super Regionals
June 7-9 or June 8-10
*Campus or Neutral Sites
Best-of-Three Games

Regionals
May 31-June 3
*Campus or Neutral Sites
Double Elimination
First-Round Pairings



National Top Eight Seeds

1. North Carolina (52-8)
2. Vanderbilt (51-9)
3. Oregon St. (45-10)
4. LSU (52-9)
5. Cal St. Fullerton (48-8)
6. Virginia (47-10)
7. Florida St. (44-15)
8. Oregon (45-14)



First-round dates and times for the 2013 Men's College World Series will be announced Monday, June 10, on www.NCAA.com/cws

*Host Institution is the home team for game one. Second game, institutions switch; third game coin-flip.
6/11/13 - 2:30 p.m. (CT)



2013 NCAA Men's College World Series

TD Ameritrade Park Omaha - Omaha, Nebraska

June 15-25/26

BRACKET ONE

***Oregon State (50-11)**

Game 1
Saturday, 3 p.m.
June 15
ESPN2

Mississippi State (48-18)

***Louisville (51-12)**

Game 2
Saturday, 8 p.m.
June 15
ESPN

Indiana (48-18)

Loser Game 1

Game 5
Monday, 3 p.m.
June 17
ESPN2

Loser Game 2

Game 6
Monday, 8 p.m.
June 17
ESPN2

Loser Game 6

Game 9
Wednesday, 8 p.m.
June 19
ESPN

Game 11
Friday, 3 p.m.
June 21
ESPN

***Game 13**
Saturday, 3 p.m.
June 22
ESPN2

Loser Game 11 (if first loss)

**BRACKET ONE
WINNER**

BRACKET TWO

***North Carolina, 57-10**

Game 3
Sunday, 3 p.m.
June 16
ESPN2

North Carolina St. (49-14)

***LSU (57-9)**

Game 4
Sunday, 8 p.m.
June 16
ESPN2

UCLA (44-17)

Loser Game 3

Game 7
Tuesday, 3 p.m.
June 18
ESPN

Loser Game 4

Game 8
Tuesday, 8 p.m.
June 18
ESPN2

Loser Game 8

Game 10
Thursday, 8 p.m.
June 20
ESPN

Game 12
Friday, 8 p.m.
June 21
ESPN

Loser Game 12 (if first loss)

****Game 14**
Saturday, 8:30 p.m.
June 22
ESPN

**BRACKET TWO
WINNER**

CWS Finals
(Best two-of-three)
Game 1 Monday, 8 p.m.
June 24 - ESPN
Game 2 - Tuesday, 8 p.m.
June 25 - ESPN
#Game 3 - Wednesday, 8 p.m.
(if necessary)
June 26 - ESPN

**NATIONAL
CHAMPION**



All times Eastern.

*Game 13 will be necessary if the winner of Game 9 also wins Game 11. If it is the only game scheduled for that day, the game will start at 8:30 p.m.

**Game 14 will be necessary if the winner of Game 10 also wins Game 12. If it is the only game scheduled for that day, the game will start at 8:30 p.m.

#CWS Finals Game 3 will be necessary if the winner of CWS Finals Game 1 loses Game 2.

***Home Team**

6/11/13 - 2:30 (CT)